Phase I–III Archaeological Investigations, Brumbaugh-Kendle-Grove Farmstead (18WA496), Washington County, Maryland

Hagerstown Regional Airport

March 2019

Phase I–III Archaeological Investigations, Brumbaugh-Kendle-Grove Farmstead (18WA496), Washington County, Maryland

Prepared for:

Garrison Plessinger, Airport Director
Hagerstown Regional Airport, Washington County
18434 Showalter Road
Hagerstown, MD 21742

Prepared by:

Joel G. Dworsky, M.A., RPA

With contributions by:

Ingrid Wuebber, M.A.,
Brian Albright, M.A., RPA,
Elisabeth LaVigne, M.A., RPA,
Jeremy Koch, Ph.D., RPA,
Matthew D. Harris, M.A., RPA,
Carolyn Horlacher, M.A., RPA
Meta F. Janowitz, Ph.D., RPA
Teagan Schweitzer, Ph.D.
and
Madelaine Penney

AECOM
437 High Street
Burlington, NJ 08016
aecom.com

ABSTRACT

AECOM, on behalf of Airport Design Consultants, Inc. (ADCI), has completed an archaeological survey and excavation in advance of the proposed Brumbaugh-Kendle-Grove (BKG) Farmstead demolition project. The project area is situated to the south of the extended runway of the Hagerstown Regional Airport and to the east of MD Route 11 (Pennsylvania Ave), within Maryland Inventory of Historic Properties WA-I-480, which was determined eligible for the National Register of Historic Places in 2001. The study area is also a registered archaeological site (18WA496) that encompasses the core of the historic farmstead, including the standing house, barn, outbuildings, and surrounding lawns. Per the terms of a Memorandum of Agreement (MOA) between the Federal Aviation Administration, Washington County, Maryland (County), and the Maryland Historical Trust executed on 6 May 2011, the County was responsible for undertaking a reasonable and good-faith effort to document and record the historic structures and buried cultural resources present on the property. In order to satisfy the provision of the MOA and ensure compliance with Section 106 of the National Historic Preservation Act of 1966, AECOM conducted archaeological survey, excavation, and architectural history survey and recordation. This report documents the archaeological investigations, which included site-specific and contextual historical research, geophysical survey, Phase I testing, Phase II–III excavations, and demolition monitoring. This multiphased effort was conducted during the fall and winter of 2017 and resulted in the identification of 106 historical features including structural foundations, cisterns, a privy, pathways, postholes, and landscape features dating from the mid-eighteenth century through to the modern day. Three separate building phases were identified for the main dwelling, and the evolution of the farmstead layout was documented through time.

TABLE OF CONTENTS

ABSTRACT ..... **III**
1. INTRODUCTION **1.1**
SITE DESCRIPTION *1.1*
SITE INVESTIGATIONS AND AGENCY COORDINATION *1.5*
PUBLIC OUTREACH *1.5*
PROJECT PERSONNEL *1.6*
2. BACKGROUND **2.1**
METHODOLOGY *2.1*
PRE-CONTACT *2.1*
Paleoindian Period (11,050 – 10,000 BP (Before Present)) 2.1
Early Archaic Period (10,000 – 8500 BP) 2.1
Middle Archaic Period (8500 – 5000 BP) 2.2
Late Archaic Period (5000 – 3000 BP) 2.2
Early Woodland Period (3000 – 2750 BP) 2.2
Middle Woodland Period (2500 – 1000 BP) 2.3
Late Woodland (1000 – 400 BP) and Contact Periods (400 – 250 BP) 2.3
WASHINGTON COUNTY *2.3*
Washington County Agriculture: The Eighteenth Century 2.3
Washington County Agriculture: The Early Nineteenth Century 2.5
Washington County during the Civil War 2.5
Washington County Agriculture: The Late Nineteenth Century 2.6
Washington County Agriculture in the Twentieth Century 2.6
Slavery in Washington County 2.7
SITE SPECIFIC HISTORY *2.11*
Early Settlement of Washington County 2.11
Jacob Brumbaugh's Homestead 2.12
Frontier Conflict 2.16
Family and Faith 2.17
Henry Brumbaugh 2.24
Andrew Brumbaugh 2.31
Susan Lynch (Brumbaugh) Clair 2.33
Norman E. and Sallie Schindel 2.37
Samuel Milford Kendle 2.39
Luther Grove Sr. and Luther Grove Jr. 2.39
Slavery on the Brumbaugh Farm 2.40
3. FIELD METHODOLOGY **3.1**
GEOPHYSICAL *3.1*
PHASE I *3.2*
PHASE II *3.2*
PHASE III *3.3*
4. GEOPHYSICAL SURVEY RESULTS **4.1**
GRID 1 ..... *4.3*
GRID 2 ..... *4.5*

GRID 3 ..... *4.7*
GRID 4 ..... *4.9*
GRID 5 ..... *4.11*
GRID 6 ..... *4.11*
RESULTS *4.11*
5. PHASE IB SURVEY RESULTS 5.1
455 TRANSECT *5.1*
462.5 TRANSECT *5.1*
470 TRANSECT *5.4*
477.5 TRANSECT *5.4*
485 TRANSECT *5.7*
492.5 TRANSECT *5.7*
500 TRANSECT *5.9*
507.5 TRANSECT *5.10*
515 TRANSECT *5.10*
522.5 TRANSECT *5.10*
530 TRANSECT *5.12*
537.5 TRANSECT *5.13*
JUDGMENTAL TESTS *5.13*
SUMMARY OF PHASE I TESTING *5.14*
6. PHASE II SURVEY RESULTS 6.1
TEST UNITS *6.3*
Area 1 ..... 6.4
Area 2 ..... 6.8
Area 3 ..... 6.12
Area 4 ..... 6.14
Area 5 ..... 6.16
TRENCHES *6.18*
Trench 1 ..... 6.18
Trench 2 ..... 6.19
Trench 3 ..... 6.21
Trench 4 ..... 6.21
Trench 5 ..... 6.23
SUMMARY OF PHASE II TESTING *6.24*
7. PHASE III – DATA RECOVERY RESULTS 7.25
ARCHAEOLOGICAL FEATURES *7.25*
Feature 6 Complex 7.29
Feature 34 Complex 7.32
Feature 54 Complex 7.35
Strip Block A 7.37
Feature 16 ..... *7.39*
Modern, Non-Cultural Features *7.40*
Strip Block B 7.40
Feature 95 ..... *7.42*
Feature 96 ..... *7.42*
Feature 25 ..... *7.42*

Feature 27 ..... *7.42*
Feature 24 ..... *7.43*
Post Holes *7.43*
Plantings *7.43*
Modern and Non-Cultural Features *7.43*
Plow Scars *7.44*
Strip Block C 7.44
Post Holes *7.46*
Plantings *7.46*
Plow Scars *7.46*
Strip Block D 7.46
Post Holes *7.48*
Plantings *7.49*
Modern and Non-Cultural Features *7.50*
Strip Block E 7.50
Feature 84 ..... *7.52*
Features 59 and 61 ..... *7.52*
Post Holes *7.53*
Modern and Non-Cultural Features *7.54*
Strip Block F 7.54
Feature 74 ..... *7.56*
Feature 75 ..... *7.57*
Feature 81 ..... *7.57*
Feature 101 ..... *7.57*
Strip Block G 7.58
Strip Block H 7.58
BUILT ENVIRONMENT AND LANDSCAPE *7.61*
Farmhouse 7.61
Wash House/Summer Kitchen 7.62
Northern Cistern 7.63
Barn Complex 7.64
Hog Pen 7.67
Silo 7.67
Chickenhouse 7.67
Smokehouse 7.68
Well 7.69
Cemetery 7.70
Orchard 7.71
8. ARTIFACT ANALYSIS 8.1
ARCHAEOLOGICAL LABORATORY METHODS *8.1*
Artifact Processing 8.1
Computerization of Artifact Data 8.1
Conservation 8.2
Curation 8.2
ANALYSIS TECHNIQUES AND METHODS *8.2*
Terminus Post Quem 8.3

Mean Ceramic Date 8.3
Percent Contribution 8.4
Minimum Vessel Inventory 8.5
Faunal Analysis 8.5
Macrobotanical Analysis 8.6
Pre-contact Analysis 8.6
ANALYSIS RESULTS *8.7*
Coins 8.7
Feature 6 Assemblage *8.9*
Northeast Yard Area *8.11*
South Yard Area *8.11*
West Yard Area *8.12*
Observations *8.12*
Ceramics 8.13
Analytical Units *8.13*
Analytical Unit 1 ..... *8.15*
Analytical Unit 2 ..... *8.16*
Analytical Unit 3 ..... *8.18*
Analytical Unit 4 ..... *8.19*
Analytical Unit Observations *8.19*
Key Features *8.21*
Feature 6 ..... *8.22*
Feature 34 ..... *8.23*
Feature 70 ..... *8.23*
Feature 84 ..... *8.24*
Key Feature Observations *8.25*
Red Earthenwares *8.26*
Discussion *8.31*
Glass 8.32
Vessel Glass *8.32*
Feature Assemblages *8.34*
Observations *8.37*
Faunal 8.38
Mammals *8.38*
Birds *8.38*
Fish *8.39*
Species *8.39*
Analytical Units *8.40*
Meat Cuts *8.43*
Small Finds 8.45
Beads *8.45*
Buckles *8.45*
Buttons *8.47*
Grooming *8.53*
Jewelry *8.55*
Clothing *8.55*

Writing *8.55*
Toys *8.56*
Smoking Pipes *8.59*
Sewing *8.60*
Tools *8.62*
Utensils *8.62*
Macrobotanical 8.65
Ethnobotanical Review *8.65*
Feature 10, Context 64 ..... *8.66*
Feature 10 - Summary and Discussion *8.68*
Structural 8.69
Nails *8.69*
Window Glass *8.69*
Plaster *8.70*
Pre-Contact 8.70
FS 195.1: Generalized Straight Stem *8.71*
FS 243.1: Otter Creek *8.72*
FS 276.1: Susquehanna Broadspear *8.72*
365.49: Indeterminate Hafted Biface *8.72*
Hafted Biface Chronology *8.73*
9. INTERPRETATIONS AND CONCLUSIONS 9.1
PRECONTACT INTERPRETATION *9.1*
HISTORIC INTERPRETATION *9.1*
RESEARCH QUESTIONS *9.7*
Site Development History 9.7
Household Economy 9.17
Slavery and Conflict 9.26
Landscape Use 9.28
Jacob Brumbaugh *9.29*
Henry Brumbaugh, Andrew, and Susan Brumbaugh *9.30*
CONCLUSION *9.37*
10. WORK CITED 10.1
APPENDIX A 1
AGENCY COORDINATION *1*
APPENDIX B 19
DATA RECOVERY WORK PLAN *19*
APPENDIX C 41
QUALIFICATIONS OF KEY PERSONNEL *41*
APPENDIX D 49
SHOVEL TEST LOG *49*
APPENDIX E 57
MASTER CONTEXT AND FEATURE LOG *57*
APPENDIX F 67
MONITORING DAILY REPORT *67*
APPENDIX G 223
ARTIFACT CONSERVATION REPORTS *223*

APPENDIX H **243**
PRELIMINARY LIST OF PUBLIC OUTREACH CONTACTS *243*
APPENDIX I **247**
UPDATED ARCHAEOLOGICAL SITE FORM FOR 18WA496 ..... *247*
APPENDIX J **267**
ARTIFACT CATALOG *267*

FIGURES

Figure 1.1. Project location map. 1.3
Figure 1.2. Layout of the Brumbaugh-Kendle-Grove Farmstead as described in 2001 revision to the MHT Maryland Inventory of Historic Properties form for the Brumbaugh-Kendle-Grove Farmstead (WA-I-480). 1.4
Figure 2.1. Harvesting grain with hand tools (Maryland State Archives 2010). 2.4
Figure 2.2. Threshing grain with flails (Maryland State Archives 2010). 2.4
Figure 2.3. Settlements and transportation routes in 1755 when the Brumbaugh-Kendle-Grove Farm was established (Fry and Jefferson 1755). 2.12
Figure 2.4. Site of the original Claland's Contrivance 2.14
Figure 2.5. Location of Jacob Brumbaugh's land. 2.15
Figure 2.6. Fort Frederick – Built in Washington County during the French and Indian War (HABS MD 22) 2.17
Figure 2.7. The Brumbaugh family Conestoga Wagon, built in the 1790s (The Sun, Baltimore, May 7, 1911). 2.17
Figure 2.8. Sale of Jacob Brumbaugh's personal property, June 5th and 6th, 1799 (Maryland Herald and Hagerstown Weekly Advertiser, May 16, 1799, pg. 3) 2.20
Figure 2.9. A view of the division of the Jacob Brumbaugh Estate. 2.22
Figure 2.10. The division of the Daniel Brumbaugh Estate: (*left*) 1807 Daniel Brumbaugh tract overlaid on the 1859 Taggart Map; (*right*) 1807 Daniel Brumbaugh tract overlaid on the 1877 Lake, Griffing, and Stevenson map. 2.23
Figure 2.11. Land of Andrew Brumbaugh, c. 1859 ..... 2.32
Figure 2.12. Sale of Jacob W. Clair's personal property (The Herald and Torchlight, Feb. 26, 1873) 2.35
Figure 2.13. Location of the Sallie Brumbaugh Tract, c. 1873. Location of Upton Brumbaugh and Jacob W. Clair in 1877 (Lake, Griffing, and Stevenson 1877). 2.36
Figure 2.14. Property bought by Luther Grove 2.42
Figure 4.1. Geophysical survey grid. 4.2
Figure 4.2. GPR data from Grid 1 displayed from depths of approximately 45 and 50 cm bgs showing identified Anomalies 1–4. ..... 4.4
Figure 4.3. GPR data profile of Anomaly 1. ..... 4.4
Figure 4.4. Gradiometer data from Grids 1–6. ..... 4.5
Figure 4.5. Gradiometer and GPR data from Grid 2 showing identified Anomalies 5–11. GPR data displayed from a depth of approximately 60 cm bgs. 4.6
Figure 4.6. GPR data profile of Anomaly 5. ..... 4.6
Figure 4.7. Gradiometer and GPR data from Grid 3 showing identified Anomalies 12–16. GPR data displayed from a depth of approximately 37 and 45 cm bgs. 4.8
Figure 4.8. GPR data profile of Anomaly 16. ..... 4.9
Figure 4.9. Gradiometer and GPR data from Grid 4 showing identified Anomalies 17–20. GPR data displayed from a depth of approximately 30 and 60 cm bgs. 4.10
Figure 4.10. GPR data profile of Anomaly 17. ..... 4.10
Figure 4.11. GPR data from Grid 5 displayed from depths of approximately 30 and 45 cm bgs. 4.11
Figure 5.1. Phase IB shovel testing location map. 5.2
Figure 5.2. Transect 455 soil profiles. 5.3
Figure 5.3. Transect 462.5 soil profiles. 5.3
Figure 5.4. Transect 470 soil profiles. 5.5

Figure 5.5. Transect 477.5 soil profiles. 5.6
Figure 5.6. Transect 485 soil profiles. 5.8
Figure 5.7. Transect 492.5 soil profiles. 5.9
Figure 5.8. Transect 507.5 soil profiles. 5.11
Figure 5.9. Transect 515 soil profiles. 5.12
Figure 5.10. Transect 522.5 soil profiles. 5.12
Figure 5.11. Transect 530 soil profiles. 5.13
Figure 5.12. Transect 537.5 soil profiles. 5.14
Figure 5.13. Judgmental soil profiles. 5.14
Figure 6.1. Phase II TU and trench locations. 6.2
Figure 6.2. Phase II survey analytical loci. 6.3
Figure 6.3. Map of Area 1 units and features. 6.4
Figure 6.4. Profile of the south wall of TU 13. 6.5
Figure 6.5. Profile of the east wall of TUs 2, 3, and 3 S Ext. 6.6
Figure 6.6. Profile of the west wall of TUs 2, 3, and 3 S Ext. 6.7
Figure 6.7. Profile of the north wall of TU 1. 6.7
Figure 6.8. Map of Area 2 units and features. 6.8
Figure 6.9. Profile of the north wall of Area 2. 6.9
Figure 6.10. Profile of the south wall of Area 2. 6.10
Figure 6.11. Map of Area 3 units and features. 6.12
Figure 6.12. Profile of the east wall of TU 8. 6.13
Figure 6.13. Profile of the east wall of TU 22. 6.13
Figure 6.14. Profile of the south wall of TU 23. 6.13
Figure 6.15. Profile of the west wall of TU 36. 6.14
Figure 6.16. Profile of the west wall of TU 35. 6.14
Figure 6.17. Map of Area 4 units and features. 6.15
Figure 6.18. Profile of the western wall of Units 33, 37, and 42. 6.16
Figure 6.19. Map of Area 5 6.17
Figure 6.20. Profile of the south wall of Unit 45, Area 5 6.18
Figure 6.21. Trench 1, North wall profile. 6.20
Figure 6.22. Trench 2, West wall profile. 6.20
Figure 6.23. Trench 3, East wall profile. 6.22
Figure 6.24. Trench 4, North wall profile. 6.22
Figure 7.1. Location of Phase III strip blocks. 7.26
Figure 7.2. Planview of the Feature 6 complex. 7.30
Figure 7.3. Planview of the Feature 34 complex. 7.32
Figure 7.4. Locations of the Feature 54 Complex posts. 7.35
Figure 7.5. Planview of strip block A. 7.38
Figure 7.6. Planview of strip block B. 7.41
Figure 7.7. Planview of strip block C. 7.45
Figure 7.8. Planview of strip block D. 7.47
Figure 7.9. Planview of strip block E. 7.51
Figure 7.10. Planview of strip block F. 7.55
Figure 7.11. Planview of strip block H. 7.59
Figure 7.12. Location of Feature 103 in relation to the structures of the barn complex. 7.66
Figure 8.1. Percent contribution graphed. 8.5
Figure 8.2. Histogram of mintage dates within coin assemblage from the Brumbaugh-Kendle-Grove Farmstead site. 8.9
Figure 8.3. Seriation of mintage dates within Feature 6. 8.10
Figure 8.4. Percent contribution table for AU 1 ceramic ware types based on sherd counts. 8.15
Figure 8.5. Percent contribution table for AU 2 ceramic ware types based on sherd counts. 8.16
Figure 8.6. Percent contribution table for AU 3 ceramic ware types based on sherd counts. 8.18
Figure 8.7. Percent contribution table for AU 4 ceramic ware types based on sherd counts. 8.19

Figure 8.8. Percent contribution table for Feature 6 ceramic ware types based on sherd counts. 8.22
Figure 8.9. Percent contribution table for Feature 34 ceramic ware types based on sherd counts. 8.23
Figure 8.10. Percent contribution table for Feature 70 ceramic ware types based on sherd counts. 8.24
Figure 8.11. Percent contribution table for Feature 84 ceramic ware types based on sherd counts. 8.25
Figure 8.12. Cuts of meat (Hale 1839): Lamb - 1. Leg, 2. Shoulder, 3. Loin – Best End, 4. Loin – Chump End, 5. Neck – Best End, 6. Breast, 7. Neck-Scrag End. Note. A Chine is two Loins: and a Saddle is tow Loins, and tow necks of the Best End (Hale 1839). Pork - 1. Leg, 2. Hind Loin, 3. Fore Loin, 4. Spare Rib, 5. Hand, 6. Belly or Spring (Hale 1839). Beef - 1. Sirloin, 2. Rump, 3. Edge Bone, 4. Buttock, 5. Mouse Buttock, 6. Leg, 7. Thick Flank, 8. Veiny Piece, 9. Think Flank, 10. Fore Rib, 11. Middle Rib, 12. Chuck Rib, 13. Brisket, 14, Shoulder or leg of Mutton Piece, 15. Clod, 16, New or Sticking Piece, 17, Shin, 18, Cheek. 8.44
Figure 9.1. Features identified archaeologically at the Brumbaugh-Kendle-Grove Farmstead, grouped by time period. 9.6
Figure 9.2. Continental/*Flurküchenhaus* house plan, first floor (Glassie 1969). In the case of the Brumbaugh structure north would have been on the right side of the plan. 9.8
Figure 9.3. Overlay of *Flurküchenhaus*/Continental house plan on top of Feature 6 (Glassie 1969). 9.9
Figure 9.4. Artist rendering of the Feature 6 structure in its mid-eighteenth-century form, facing northeast. 9.11
Figure 9.5. Artist rendering of the dwelling after the early nineteenth-century addition, also showing the cobbled pathways that were introduced around this time. The southern half (left) of the house was the original Feature 6 *Flurküchenhaus*, while the northern part of the house was the early nineteenth-century addition. View facing northeast. 9.14
Figure 9.6. Construction phasing of the farmhouse at the Brumbaugh-Kendle-Grove Farmstead. 9.15

PHOTOS

Photo 2.1. Piper Farm Slave Quarters, Sharpsburg, Washington County, Maryland (Library of Congress 2018c). 2.10
Photo 2.2. Rock Hall Slave Quarters, Dickerson, Montgomery County, Maryland (Library of Congress 2018a). 2.10
Photo 2.3. According to the Family genealogy this is the house built by Jacob Brumbaugh in 1756. Photo taken, c. 1900 (Brumbaugh 1913). 2.23
Photo 2.4. Brumbaugh family cemetery c. 2006. (Brumbaugh Family File, John Clinton Frye Western Maryland Room, Washington County Free Library, Hagerstown, MD.) 2.24
Photo 6.1. Trench 5, north profile showing construction of the well using dry-laid stone. 6.23
Photo 7.1. Planview photomosaic of Feature 6 prior to demolition monitoring, showing west, south, and east exterior foundation walls and two interior walls. 7.29
Photo 7.2. Junction of Feature 6 (right) with the rear ell foundation (left); view to the east. 7.30
Photo 7.3 A south facing view of the Feature 104 staircase showing the filled-in doorway in the foreground, log stair treads, and staircase walls on either side. The later stone porch footer that capped this feature is visible in the background. 7.31
Photo 7.4. Planview of Feature 34. 7.33
Photo 7.5. Planview of Feature 68. 7.34
Photo 7.6. Planview of Feature 78. 7.34
Photo 7.7. Planview of Feature 70. 7.34
Photo 7.8. Planview of Feature 82. 7.35
Photo 7.9. Planview of Feature 85. 7.35
Photo 7.10. Planview of Feature 86. 7.35
Photo 7.11. Planview of Feature 54. 7.35
Photo 7.12. Planview of Feature 83. 7.36
Photo 7.13. Planview of Features 88 and 89. 7.36
Photo 7.14. Planview of Feature 90. 7.36

Photo 7.15. Planview of Feature 93. ..... 7.36
Photo 7.16. Profile of Feature 94. ..... 7.37
Photo 7.17. Planview of Feature 102. ..... 7.37
Photo 7.18 Planview of Feature 16. ..... 7.39
Photo 7.19. Feature 16 profile facing east. 7.39
Photo 7.20. Planview of Feature 16, post excavation. 7.39
Photo 7.21. Planview of Feature 95. ..... 7.42
Photo 7.22. Planview of Feature 96. ..... 7.42
Photo 7.23. Planview of Feature 25. ..... 7.42
Photo 7.24. Planview of Feature 27. ..... 7.42
Photo 7.25. Planview of Feature 23. ..... 7.43
Photo 7.26. Planview of Feature 26. ..... 7.43
Photo 7.27. Planview of Feature 99. ..... 7.43
Photo 7.28. Planview of Feature 21. ..... 7.43
Photo 7.29. Planview of Feature 18. ..... 7.46
Photo 7.30. Planview of Feature 17. ..... 7.46
Photo 7.31. Planview of Feature 76 ..... 7.48
Photo 7.32. Planview of Feature 39 (right) and Feature 40 (left). 7.48
Photo 7.33. Planview of Feature 49. ..... 7.48
Photo 7.34. Planview of Feature 63. ..... 7.48
Photo 7.35. Planview of Feature 72. ..... 7.48
Photo 7.36. Planview of Feature 43. ..... 7.49
Photo 7.37. Planview of Feature 47. ..... 7.49
Photo 7.38. Planview of Feature 50. ..... 7.49
Photo 7.39. Planview of Feature 51. ..... 7.49
Photo 7.40. Planview of Feature 57. ..... 7.50
Photo 7.41. Planview of Feature 65. ..... 7.50
Photo 7.42. Planview of Feature 67. ..... 7.50
Photo 7.43. Planview of Feature 79. ..... 7.50
Photo 7.44. Planview of Features 59, 60, 61 and 84. ..... 7.52
Photo 7.45. Planview of Feature 84 ..... 7.52
Photo 7.46. Planview of Feature 58 ..... 7.53
Photo 7.47. Planview of Feature 62 ..... 7.53
Photo 7.48. Planview of Feature 71 ..... 7.53
Photo 7.49. Planview of Feature 87 ..... 7.53
Photo 7.50. Planview of Feature 74. (North is to the left.) 7.56
Photo 7.51. View of Feature 75. ..... 7.57
Photo 7.52. Planview of Feature 81. ..... 7.57
Photo 7.53. Planview of Feature 101. ..... 7.57
Photo 7.54. Planview of Feature 97. ..... 7.60
Photo 7.55. View of Feature 98. ..... 7.60
Photo 7.56. South elevation and east façade of the farmhouse prior to demolition. 7.61
Photo 7.57. Remnant foundation beneath the western wall of the rear ell. 7.61
Photo 7.58. East façade and north elevation of the wash house/summer kitchen. 7.62
Photo 7.59. Wash house/summer kitchen foundation after demolition. 7.62
Photo 7.60. The northern cistern as revealed during demoltion monitoring: (*left*) the brick beehive dome portion; (*right*) cross- section of the dressed stone walls. 7.63
Photo 7.61. North and west elevations of the barn, showing diamond-shaped vents, earthen ramp, and stone foundation. 7.64
Photo 7.62. South wall of the original barn showing timber framing of the addition puncturing the brick wall. 7.64
Photo 7.63. South elevation of the chickenhouse, wagon shed, corn crib, and tool shed additions to the barn. 7.65

Photo 7.64. Well feature near the barn complex: (*left*) concrete well cap, looking down; (*right*) interior of the well showing the stone and mortar construciton, modern piping, and the iron staining on the walls from having been filled with water. 7.66
Photo 7.65. East and north elevations of hog pen. 7.67
Photo 7.66. Concrete silo, view to northwest. 7.67
Photo 7.67. Chickenhouse: east elevation with smokehouse to the left (*left*); north elevation with house in the background (*right*). 7.68
Photo 7.68. Smokehouse: east elevation (façade) with extant doorway and filled-in doorway to its left (*left*); west elevation with chickenhouse on the left and smokehouse on the right (*right*). 7.68
Photo 7.69. Well: interior showing dry-laid upper portion and the deeper well cut into bedrock (*left*); south wall of the well showing the bedrock, the cobbled path layer, the dry-laid stone layer, a brick leveling layer, and the concerte cap (*right*). 7.70
Photo 7.70. A north facing view of the Brumbaugh Family cemetery lot in the field to the west of the farmstead. 7.71
Photo 7.71. A series of aerial photographs of the farm showing the gradual decline of the orchard. 7.72
Photo 8.1. A sample of British George the II half pennies recovered from Feature 6. ..... 8.11
Photo 8.2. 1/8 portion of a 1755 Mexican real, commonly referred to as a Piece of Eight. 8.11
Photo 8.3 Painted pearlware teaware lid from AU 1 ..... 8.15
Photo 8.4. Painted pearlware from AU 2 dating 1795-1830. ..... 8.17
Photo 8.5. Two of the three porcelain vessels from AU 2. ..... 8.17
Photo 8.6. Tin-glazed ointment pot. 8.20
Photo 8.7. Redware flower pot from Feature 84. ..... 8.24
Photo 8.8. White granite tea or coffee cup from Feature 84. ..... 8.24
Photo 8.9. Concave collared rim form used on many pans from the site. 8.28
Photo 8.10. Vessel with a Short Collar or Flange and Coggling at the Highest Point of the Rim. 8.28
Photo 8.11. Vessel C-0038, pan from AU 2: trailed slip motif of intersecting straight and wavy lines. 8.29
Photo 8.12. Vessel C-0039: pan from AU 2, trailed slip, unknown motif that Includes straight and curled lines. 8.29
Photo 8.13. Vessel C-0037: pan from AU 2, thick folded-over rim with an elaborate trailed slip scrolling design that includes a pomegranate. 8.29
Photo 8.14. Vessel C-0049: pan from AU 2 with “1774” and “…flege…” in trailed slip. 8.29
Photo 8.15. Vessel C-0055: dish from AU 2 with multi-colored slip decoration and green in the glaze. 8.30
Photo 8.16. Vessel C-0050: pan from AU 2 with a collared rim and arching line and feathered motifs. 8.30
Photo 8.17. Vessel C-0052: small pan or bowl from AU 2 with a collared rim and arching line and feathered motifs. 8.30
Photo 8.18. Vessel C-0027 from AU 2: vessel completely covered with slip with a green glaze on the exterior. 8.30
Photo 8.19. Red bodied tin-glazed earthenware sherds. 8.31
Photo 8.20. Fragments of a German enameled glass tumbler. 8.33
Photo 8.21. Apothecary and medicine bottles recovered from Feature 70. ..... 8.35
Photo 8.22. Apothecary bottles recovered from Feature 84. ..... 8.36
Photo 8.23. Pressed glass jar lid (vessel G-0009). 8.36
Photo 8.24. Collection of apothecary and medicine bottles recovered from around the chickenhouse. 8.37
Photo 8.25. Copper alloy shoe buckle. 8.45
Photo 8.26. Four-holed carved bone button with sunken panel. 8.47
Photo 8.27. A collection of porcelain buttons. 8.47
Photo 8.28. An example of a shell button. 8.49
Photo 8.29. Examples of copper alloy buttons. A glided stamped button with wire loop shank and a stamped circle with sunburst patter on the face (172.12); slightly domed, disc shaped button with loop shank (98.5); likely cast copper alloy button with an engine turned pattern of a single flower with double ring at the center (231.1); button with missing shank featuring molded pattern with branches and lines (162.95); domed button with wire hoop attachment, molded pattern of a square with a floral design on its interior (101.41); plain loop shank button (79.10). . 8.50

Photo 8.30. Cufflink with masonic motif. 8.50
Photo 8.31. George Washington inauguration medal button before and after conservation. 8.51
Photo 8.32. U.S. military button. 8.51
Photo 8.33. U.S. Military shank button dating to the civil war period. 8.52
Photo 8.34. A Hammond Turner & Sons sporting button. 8.52
Photo 8.35. Iron cast buttons. 8.53
Photo 8.36. Grooming items: copper alloy lice comb (356.16); metal hair pin (122.28); and black vulcanite rubber comb fragment (119.55). 8.53
Photo 8.37. The two halves of a black rubber oval hand mirror with molded design. Note the iron support structure within the matrix of the rubber. 8.54
Photo 8.38. A manual hair clipper 8.54
Photo 8.39. Copper alloy pocket watch mechanism (117.96); heart-shaped white metal pendant with red plastic casing (176.18). 8.55
Photo 8.40. A fragment of slate pencil (169.17) and an aluminum pencil holder (117.110) 8.56
Photo 8.41. Examples of toys: copper alloy flintlock pistol (97.12); glass marble (117.74); jaw harp (280.5); and rubber bouncy ball (127.6). 8.57
Photo 8.42. Hard paste porcelain toy fragments: undecorated saucers (357.46 and 374.35); undecorated toy tea cup (117.48); doll arm (288.21); figurine (possibly dog or cat with a long tail, sitting on its haunches) (58.18); toy tea pot (139.34). 8.58
Photo 8.43. A collection of plastic toy coins. 8.58
Photo 8.44. Smoking pipe fragments. 8.60
Photo 8.45. Sewing related artifacts: copper alloy pin (292.4); copper alloy thimble (185.7); and copper alloy sewing or wick scissors (205.63, 353.6). 8.61
Photo 8.46. Examples of tools: file (346.12); scissors/shears (94.12); and iron masonry/stone chisel (358.28) 8.62
Photo 8.47. Examples of utensils: white metal handle (90.82); iron portion of a two-tined fork (98.123) 8.63
Photo 8.48. Generalized Straight Stem (FS 195.1). 8.71
Photo 8.49. Otter Creek (FS 243.1). 8.72
Photo 8.50. Susquehanna Broadspear (FS 276.1). 8.72
Photo 8.51. Indeterminate Hafted Biface (FS 365.49) 8.73
Photo 9.1. Planview of the hearth in Feature 6 (north is at top of photo). 9.8
Photo 9.2. A view of the barn structure showing original squared floor joist next to V-notched beams. 9.31
Photo 9.3. View of the recycled V-notched beams in the barn. 9.36

TABLES

Table 2.1. Occupational Periods and Major Events, Brumbaugh-Kendle-Grove Farmstead 2.11
Table 2.2. Jacob Brumbaugh and his Family 2.18
Table 2.3. Children of Henry and Margaret Brumbaugh 2.25
Table 2.4. Henry Brumbaugh Vital Statistics 2.27
Table 2.5. Marriage Portion of Elizabeth Brumbaugh Miller, 1820–1824 ..... 2.28
Table 2.6. Marriage Portion of Casandra Brumbaugh Spickler, 1822–1830 ..... 2.29
Table 2.7. The Family of Andrew Brumbaugh 2.31
Table 4.1. Geophysical Anomalies 4.3
Table 7.1. Features and Contexts, Phase III Data Recovery and Construction Monitoring 7.27
Table 8.1. Analytical Units and Key Features 8.3
Table 8.2. Example of Percent Contribution (only five years are shown as an example) 8.4
Table 8.3. Hafted Biface Non-Metric Variables 8.7
Table 8.4. Coins at the Brumbaugh-Kendle-Grove Farmstead Site 8.7
Table 8.5. Ceramic Assemblage by AU and Functional Group/Object 8.13
Table 8.6. Percent Complete Vessels by AU 8.14
Table 8.7. Ceramic Ware Types by AU (MNVs) 8.14

Table 8.8. Functions Represented within the Most Common Ware Types in AU 1 based on MNVs 8.16
Table 8.9. Percentages of Functions within the Most Common Ware Types in AU 2 based on MNVs 8.18
Table 8.10. Cumulative Counts & Percentages for General Ware Types for all Four AUs 8.20
Table 8.11. Ceramic Functional Groups/Objects in Features 6, 34, 70, and 84 ..... 8.21
Table 8.12. Ceramic Ware Types in Features 6, 34, 70, & 84 (MNVs) 8.21
Table 8.13. Percent Complete Vessels by Key Feature 8.22
Table 8.14. Percentages of Functions within the Most Common Ware Types in Feature 6 based on MNVs .. 8.23
Table 8.15. Cumulative Counts & Percentages forGeneral Ware Types for Features 6, 34, 70, & 84 ..... 8.25
Table 8.16. AU 1 Red Earthenware Household Group Vessels 8.27
Table 8.17. AU 2 Red Earthenware Household Group Vessels 8.28
Table 8.18. AU 1 Household Group, Vessel Forms, and Color 8.32
Table 8.19. Non-tool Bone by Animal Class 8.38
Table 8.20. Mammal Faunal Assemblage by Size Class 8.38
Table 8.21. Bird Faunal Assemblage by Size Class 8.39
Table 8.22. Identified Species 8.39
Table 8.23. Species Breakdown by Provenience 8.40
Table 8.24. AU 1 Faunal Assemblage by Species and Spatial Area 8.41
Table 8.25. AU 2 Faunal Assemblage by Species and Spatial Area 8.42
Table 8.26. AU 3 Faunal Assemblage by Species and Spatial Area 8.42
Table 8.27. Cuts of Meat by AU 8.44
Table 8.28. Types of Buckles at the Brumbaugh-Kendle-Grove Farmstead Site 8.46
Table 8.29. Buttons by Material Type and Analytical Unit 8.47
Table 8.30. Types of Cut/Carved Bone Buttons 8.47
Table 8.31. Pressed Porcelain Button Types by Analytical Unit/Feature 8.48
Table 8.32. Synthetic Button Types 8.48
Table 8.33. Shell Button Types by Analytical Unit/Feature 8.49
Table 8.34. Copper Alloy Buttons by Manufacturing Technique/Decoration by Provenience 8.49
Table 8.35. Writing associated artifacts 8.55
Table 8.36. Toys by Type, Material, and Provenience 8.56
Table 8.37. Spatial and depositional locations of smoking pipes 8.59
Table 8.38. Tool type by material 8.62
Table 8.39. Utensils Recovered at the Brumbaugh-Kendle-Grove Farmstead Site 8.63
Table 8.40. Non-botanical Artifacts from Feature 10 (FS 198) 8.66
Table 8.41. Botanical Remains from Feature 10 (FS 198) 8.67
Table 8.42. Pre-Contact artifact totals 8.71
Table 8.43. Debitage totals 8.71
Table 8.44. Debitage cortex totals 8.71
Table 9.1. Archaeological Features with Time Period Association 9.1
Table 9.2. Comparison of Andrew Brumbaugh Farm Output to Neighbors and State Average, c. 1850 ..... 9.18
Table 9.3. Comparison of Susan Brumbaugh Farm Output to Neighbors and State Average, c. 1860 ..... 9.18
Table 9.4. Comparison of Clare Farm Output to Neighbors and State Average, c. 1870 ..... 9.19
Table 9.5. Comparison of Hershey Farm Output to Neighbors and State Average, c. 1880 ..... 9.20

1. INTRODUCTION

AECOM, on behalf of Airport Design Consultants, Inc. (ADCI), has completed an archaeological survey and excavation in advance of the proposed Brumbaugh-Kendle-Grove (BKG) Farmstead demolition project. The project area is situated to the south of the extended runway of the Hagerstown Regional Airport and to the east of MD Route 11 (Pennsylvania Ave), within Maryland Inventory of Historic Properties WA-I-480, which was determined eligible for the National Register of Historic Places (NRHP) in 2001 (Figure 1.1). The study area is also a registered archaeological site (18WA496) that encompasses the core of the historic farmstead, including the standing house, barn, outbuildings, and surrounding lawns. Working as a Prime Consultant to Washington County, ADCI proposed to deconstruct and demolish the standing structures on this property in accordance with the terms of Stipulation V.D. of *Memorandum of Agreement Among the Federal Aviation Administration, The Maryland State Historic Preservation Officer, and the Washington County Commissioners Regarding The Treatment of the Brumbaugh-Kendle-Grove Farmstead at Hagerstown Regional Airport Washington County, Maryland* (MOA), executed on 6 May 2011 (Appendix A). Per the MOA the Federal Aviation Administration and Washington County, Maryland, were responsible for attempting to find an adaptive reuse for the property. In the event that such a reuse could not be found, the MOA stipulates that a reasonable and good-faith effort to document and record the historic structures and buried cultural resources present on the property must be undertaken. Archaeological survey, excavation, and architectural history survey and recordation were conducted by AECOM in order to satisfy this provision of the MOA and enable the demolition to proceed. This cultural resources investigation was completed in compliance with Section 106 of the National Historic Preservation Act. The following report documents the archaeological survey and excavation only; the architectural history requirements of the MOA were fulfilled with a submittal of building documentation to the Maryland Historical Trust (MHT) on 7 February 2018.

SITE DESCRIPTION

The Brumbaugh-Kendle-Grove farmstead site (18WA496) is situated on portions of low terrace and upland flat approximately 665 feet above mean sea level (amsl). While the site as registered encompasses nearly 87 acres of farmland, much of this area is historical fields, pasture, and orchard notable for shallow soils and frequent outcrops of exposed limestone bedrock. Within the Brumbaugh-Kendle-Grove farmstead site, 11 standing structures were noted when the site was first registered in 2001. By the time of the 2017 excavations described below, the number of standing structures had been reduced to 10, as one outbuilding, a garage and tool shed, had been demolished in the intervening 16 years. Figure 1.2 shows the location and classification of structures as they were identified in the revision to WA-I-480 in 2001.

The standing structures on the site were clustered around two primary buildings: the house and the barn. The northernmost cluster of standing buildings initially comprised six structures centered on the barn. (The garage, demolished prior to the 2017 excavation, stood just to the south of the main barn complex.) The substantial nineteenth-century Swisser barn featured a decorative brick upper story sitting on top of a substantial stone foundation. This barn had been extended to the south twice, with two frame additions attributed to the early twentieth century (URS Corporation 2005). The first frame addition was a combination wagon shed and a south wall that was a corn crib. This initial addition also featured a small attached shop. Built onto the south wall of the wagonhouse was a newer frame structure that was interpreted as having been built as a chickenhouse, before being used for general storage in the late twentieth and early twenty-first centuries. To the east of the wagonhouse was a long frame building that served as a combination hog pen and corn crib. The intersection of eastern side of the Swisser barn and the northern side of the hog pen formed the south and western extents of a walled-in barnyard. The initial assessment of these structures in the site form for the 18WA496 site suggested that the brick barn dated to the last third of the nineteenth century and that the wagonhouse and chickenhouse extension in the south were early twentieth-century additions. The northern boundary of the barnyard extended east from the northern wall of the barn, continuing as far east as the eastern extent of the hog pen. This barnyard was an enclosed space encircled by a stone wall. The interior of the barnyard was paved in concrete and featured a cattle shoot in the middle. The barnyard had a gate in

the eastern wall near the southeast corner by the hog pen that provided access to the adjacent pasture. Sitting just outside the barnyard, and just north of the gate, was an early twentieth-century silo made of cast slabs of concrete held together by tensioned steel bands.

The southern cluster of structures included a brick vernacular/Italianate style farmhouse, a washhouse/summer kitchen, a stone smokehouse/outbuilding, and a log and frame chickenhouse. Based on previously conducted documentary research, the brick farmhouse was thought to have been built around 1895 by Samuel Kendle, and according to an account of its construction, this brick dwelling replaced an earlier structure in the same location (URS Corporation 2005). An architectural assessment of the basement of the rear ell of the farmhouse seemed to corroborate this account as there was evidence to suggest that a portion of the basement was older than the standing house. The type, shape, and date of this earlier structure was interpreted as part of the earlier nineteenth-century occupation of the property, possibly a remnant of the “more than 100 year old” log dwelling replaced by Samuel Kendle (URS Corporation 2005). The eastern lawn of the farmhouse featured a stone-lined well capped by a concrete slab that once housed a now-absent twentieth-century pump. The washhouse/summer kitchen had a large stone and brick cistern located immediately adjacent to it beneath an early twentieth-century concrete porch and was thought to be contemporaneous with the 1895 house. The stone smokehouse to the north of the washhouse/summer kitchen was thought to be one of the older structures on the site, likely dating to the 1860s or 1870s during the late Brumbaugh family occupation (URS Corporation 2005). This cluster of buildings around the farmhouse was separated from the northern barn complex by a large open farmyard, which was partially paved with a cinder and mine tailing mixture that extended along the eastern side of the house as the main driveway. The cinder and mine tailing paving was attributed to the twentieth century. To the south and west of the house, there were cornfields while the areas to the east of the driveway and north of the barn were all pasture and grazing land. This pastureland had formerly been part of an orchard, and some remnants of dead trees were present.

The final locus of the 18WA496 site was the Brumbaugh family cemetery, which sat on the hill to the west of the farmhouse complex and east of Pennsylvania Ave (MD Rte. 11). This square cemetery plot is currently enclosed by a relatively modern metal fence. The interior of this plot housed three separate headstones, all of which were encased in a single long slab of concrete. Records suggest, however, that the cemetery was home to at least 11 separate Brumbaugh family interments spanning the late eighteenth through the nineteenth centuries (URS Corporation 2005). While only three of these burials are still marked with headstones it is likely that more individuals remain interred in this location. Based on the dates on the headstones and the individuals known to have been interred in that location it appears that this family cemetery was established around the first decade of the nineteenth century. This area was photo documented and mapped, but was not part of the excavation area for the 2017 excavations.

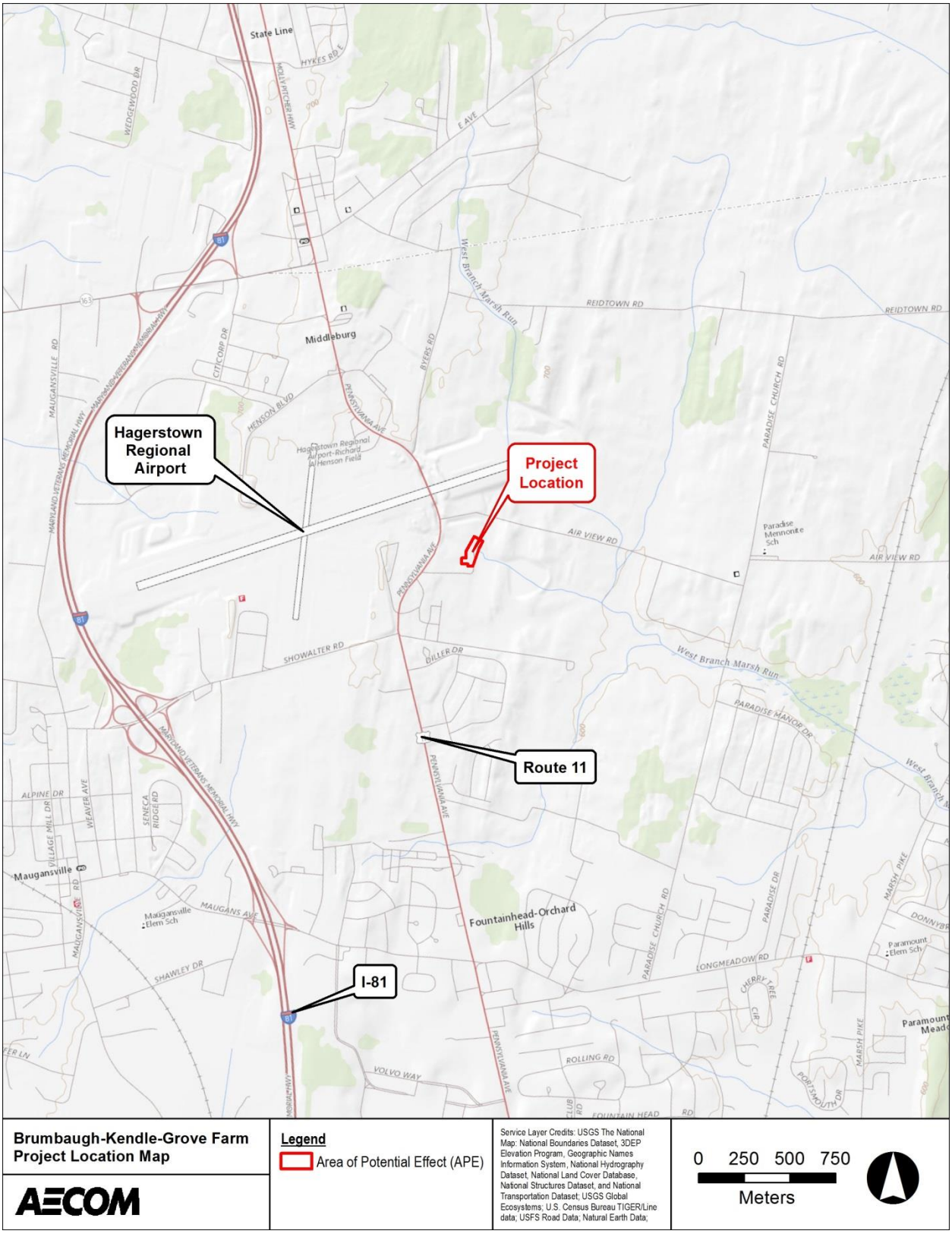

Figure 1.1. Project location map.

Figure 1.2. Layout of the Brumbaugh-Kendle-Grove Farmstead as described in 2001 revision to the MHT Maryland Inventory of Historic Properties form for the Brumbaugh-Kendle-Grove Farmstead (WA-I-480).

Site Investigations and Agency Coordination

In 2001 URS Corporation, now AECOM, conducted a preliminary Phase I archaeological assessment of the Brumbaugh-Kendle-Grove Farmstead property prior to the construction of the extension to Runway 9-27 at the Hagerstown Airport. The Phase I archaeological investigation at the farmstead consisted of 21 shovel test pits (STPs) placed around the extant buildings (Barse et al. 2001). During this survey, three areas were tested. Eight STPs directly to the north of the dwelling resulted in the recovery of 81 artifacts with a terminus post quem (TPQ) of 1880, although the 3 STPs closest to the house had a TPQ of 1842. Of the 6 STPs on the west side of the dwelling, 4 contained 65 artifacts with a TPQ of 1840. One STP here was sterile and one, which was located further to the north and adjacent to the smokehouse, produced 37 artifacts with a later TPQ, of 1887. The 7 STPs placed to the northeast of the dwelling, on the opposite side of a gravel drive, rendered just 3 artifacts (2 nails and a door latch) with a TPQ of 1805 based on the presence of a cut nail. No subsurface archaeological features were documented during the Phase I survey.

Based on this evidence, the MHT requested that additional archaeological assessment occur as part of mitigation work prior to the commencement of demolition. The current archaeological work is the fulfillment of that provision. AECOM conducted Phase IB through Phase III archaeological survey in a single field effort. The MHT considered the structural demolition to be substantive enough so as to constitute the total destruction of any archaeological deposits associated with these structures. The end goal of the archaeological survey was, therefore, a Phase III data recovery effort, to collect and analyze all of the archaeological deposits associated with the occupation of this site. At the conclusion of this process, the archaeological component of this site within the Area of Potential Effect (APE) is to be considered completely mitigated.

In accordance with MOA Stipulation V.D., AECOM submitted a data recovery plan to MHT on 28 September 2017. MHT reviewed the plan and provided comments/concurrence on 31 October 2017. At the conclusion of the archaeological fieldwork, AECOM prepared a management summary (AECOM 2018) and submitted it to MHT for review. MHT accepted the management summary in a letter dated 12 February 2018 and agreed that the fieldwork component of the archaeological investigation had been successfully completed (Appendix A). In a separate effort, AECOM architectural historians produced additional documentation of the standing structures in accordance with MOA Stipulation V.B. and specific instructions issues by MHT in an email dated 9 November 2017. The documentation was provided to MHT on 7 February 2018. AECOM architectural historians also assisted ADCI in the identification of salvageable architectural materials from the standing structures. In accordance with MOA Stipulation V.C., ADCI solicited salvage companies; architectural salvage was completed in June 2018, after which demolition began. An AECOM archaeologist monitored all demolition activities that incurred ground disturbance. Observations from the archaeological monitoring portion of the investigation are included in this report.

Public Outreach

The public outreach component of the data recovery project at the Brumbaugh-Kendle-Grove Farmstead is currently under development. Preliminary web designs consist of a series of web pages hosted on the County's website that will present the field effort, research, and results of the investigation in a manner interesting to a public audience. These web pages include a brief description of the project, a background page that summarizes the history of the site, a page providing highlights of the fieldwork, thematic interpretive pages addressing some of the research questions, further reading, and galleries of artifact and field photographs.

The maps that are to be included in the public outreach effort are being designed at scales that prevent the details of the actual site location from being publicly disseminated. Press releases in the form of postcards and email evites are currently being developed and will be distributed to local libraries, schools, historical societies, township offices, and other appropriate institutions to introduce the site to the community. Appendix H contains a preliminary list of the parties that will be contacted as part of the public outreach portion of the project.

Project Personnel

All work was carried out under the supervision of cultural resources professionals who meet the Secretary of the Interior's Standards in their discipline and in accordance with standards and guidelines published by the Maryland Historical Trust (MHT) (Shaffer and Cole 1994; Seifert 2005). AECOM completed archaeological testing and data recovery between 10 October and 22 December 2017; demolition monitoring occurred 6–13 August 2018. The field crew consisted of 8 archaeologists, with Joel Dworsky acting as field director. Scott Morris monitored the demolition.

This report was prepared by AECOM lead archaeologist Joel Dworsky, M.A., co-principal investigator for the project. Grace H. Ziesing, M.A., the other co-principal investigator, oversaw the fieldwork and reviewed the report. Brian Albright and Ingrid Wuebber conducted the historical research and wrote Chapter 2. The artifacts were processed and cataloged in AECOM's Burlington, New Jersey, archaeological laboratory by John Stanzeski and Carolyn Horlacher under the supervision of Thomas Kutys. Materials specialists analyzed portions of the collection and contributed to the report: Meta Janowitz and Carolyn Horlacher, ceramics; Matthew D. Harris, coins; Teagan Schweitzer, faunal; Madelaine Penney, small finds; and Jeremy Koch, precontact material.

2. BACKGROUND

METHODOLOGY

Background research for this project included both primary and secondary sources as well as analog and digital records. The precontact background section was based largely on published materials about the region, encompassing resources such as professional journal articles, archaeological site reports, archaeological site forms, and monographs. Some of the information for the site history was gathered from repositories in Maryland, including the Maryland Historical Trust, The Washington County Historic Society, and Washington County Courthouse. Much of the land patent and deed research was undertaken at the Washington County Courthouse. Extensive primary document and genealogical research was conducted via digital archives such as Ancestry and Fold3, which provided information such as vital statistics. Census data from these sources facilitated an understanding of the farm's productivity relative to the state and its neighbors, the makeup of the household, and the overall value of the farm though time. Historical newspapers for the region were consulted via online databases such as Newpapers.com, which were searched for references to the farm's occupants. Newspapers documented aspects of the occupants' public activities, details of the property, and interactions between the families and the enslaved people who lived with them. Larger trends in local history were documented in printed media such as books and journal articles, many of which were consulted at the Maryland repositories but some of which were accessed through online repositories such as JSTOR. Historical maps and aerial photographs held by the John Hopkins Library, the Maryland Geological Survey, and the Library of Congress were utilized to assess the changing land conditions/boundaries of the farmstead through time.

PRE-CONTACT

Paleoindian Period (11,050 – 10,000 BP (Before Present))

The Paleoindian period is the earliest documented occupation in the Maryland region and the Eastern United States and is defined by cultural adaptations focused on the environment of the terminal Pleistocene and early Holocene climatic periods. The artifact that identifies this period is the fluted projectile point, usually manufactured from a high-quality cryptocrystalline lithic material such as jasper, chert, or chalcedony. Knowledge of this period in the Middle Atlantic region has been expanded through research conducted during the 1970s by Gardner in the Shenandoah Valley of Virginia (Gardner 1974; Gardner and Verry 1980).

Settlement patterns for the Paleoindian period have been described as quarry-centered, with larger base camps situated in close proximity to sources of high-quality cryptocrystalline lithic raw materials. Smaller exploitative or hunting sites are found at varying distances from the quarry-centered base camps (Gardner 1980). The extreme curation (or reworking) of the blade element exhibited by many stray point finds, especially in examples from coastal plain localities, is a strong argument supporting the quarry-based model of camp settlement. Gardner has argued that once a toolkit has been curated to its usable limit, a return to the quarry-tied base camp would be made in order to replenish raw materials (Gardner 1974).

Early Archaic Period (10,000 – 8500 BP)

The Early Archaic period marks a technological and adaptive continuum from the Paleoindian period. The notching of stone projectiles is a distinctive innovation in lithic technology from this time, a trait that Gardner argues is a reflection of detachable-shaft lances and, perhaps, the use of the spear-thrower. If Gardner is correct, this notching may indicate the adoption of a throwing technique in hunting as opposed to a thrusting technique, perhaps linked to the exploitation of more solitary game species originating in the Paleoindian period. Ongoing climatic changes resulting from glacial recession led to a gradual reduction of the mixed open grassland and spruce forest biome characteristic of the Late Pleistocene. This process was coupled with the spread of a mixed deciduous forest biome (Carbone 1974). Development of the deciduous forest probably led to the greater dispersal of the various game species hunted during the Early Archaic period.

Initially, the Early Archaic continued an emphasis on the use of high-quality lithic raw materials employed during the Paleoindian period. This emphasis on cryptocrystalline lithic materials implies a continuation of the quarry-based camp settlement model. The greater distribution of Early Archaic sites compared to the known range and number of Paleoindian sites may be a reflection of an adaptive pattern tied to disperse game species inhabiting the gradually spreading deciduous forest. This greater distribution is also a testament to an increasing population over that evident during the Paleoindian period (Barse et al. 2001).

Middle Archaic Period (8500 – 5000 BP)

The Middle Archaic period corresponds with the Atlantic climatic episode, during which there was a continuation of the spread of deciduous species and an increase in the seasonal availability of plant resources. Another significant process evident from this time is a gradual rise in sea level, a process that eventually resulted in the development of inland swamps. These fresh-water swamps provided a series of ecologically rich zones that were attractive to human populations.

A noticeable increase in population, based on the sheer number of sites (or points), plus an increase in the number of environmental zones exploited, is evident for this period. Ground stone tools, evidence of a new technology implemented to exploit vegetable/plant resources, were introduced on a widespread basis (cf. Chapman 1975). Base camps were no longer situated in regard to specific lithic sources but rather to seasonally available subsistence resources.

Settlement patterns during the Middle Archaic period are characterized as a pattern of general foraging that emphasized the exploitation of seasonal plant resources and a diverse array of faunal resources. The Middle Archaic period pattern best exemplifies Caldwell's model of “Primary Forest Efficiency,” predicated on the efficient exploitation of forest resources in the Eastern Woodlands (Caldwell 1958). A reliance on seasonally available plant species required the scheduling of occupation for purposes of harvesting or collecting. An increasing technological sophistication in various categories of ground stone tools is apparent through the Middle Archaic, perhaps reflecting a greater exploitation of a wide variety of floral resources (Barse et al. 2001).

Late Archaic Period (5000 – 3000 BP)

The Late Archaic period is characterized by an increase in population, a continuance of a foraging pattern linked to seasonally available plant resources, and development of an adaptation based on the exploitation of riverine and estuarine resources. The climate at this time approached that of the modern era. The rise in sea level pushed the salinity cline upstream in tidal environments, with a corresponding movement of various riverine and estuarine species. Freshwater spawning fish had to travel further upstream to reproduce, thus fostering extensive seasonal fish runs. The development of brackish water estuaries in the greater Chesapeake area led to the spread of various shell species, such as oysters and crabs (Gardner and Curry 1977; Gardner 1982).

Settlement during the Late Archaic period shifted from the interior swamps favored during earlier periods to embayed stream mouths and similar settings (Gardner and Curry 1977). Interior sites were exploited to a lesser degree, sustaining smaller hunting and specialized exploitative stations, all exhibiting a varying emphasis on procurement of locally available cobble lithic sources, such as quartz and quartzite. The Late Archaic technological repertoire continued with an emphasis on ground stone tools, an assemblage that also included steatite net weights and carved steatite bowls (Barse et al. 2001).

Early Woodland Period (3000 – 2750 BP)

The Early Woodland period is marked by the inception of ceramic technology. In the Maryland Coastal Plain and surrounding Middle Atlantic region, this period witnessed developments in ceramic tempering and in cordmarked and net-impressed decorations (Stephenson et al. 1963; Gardner and McNett 1971).

Early Woodland period settlement patterns were largely a carry-over of those described for the Late Archaic. Large base camps are found in riverine-based settings, especially at the junction of freshwater-brackish water streams. Smaller Early Woodland sites reflecting specialized exploitative forays are found in interior drainage areas on the Western Shore (Barse et al. 2001).

Middle Woodland Period (2500 – 1000 BP)

The widespread inception of pottery with net-impressed surface treatments and the development of a wider range of vessel forms and sizes define the Middle Woodland period in the Maryland Coastal Plain (Gardner and McNett 1971).

Participation in localized exchange networks is evident in this period, involving the movement of lithic raw materials such as rhyolite out of the Catoctin and South Mountain areas of Maryland, argillite from the New Jersey Fall Line (near Trenton), and sometimes Pennsylvania jasper from the southeastern portion of the state. More distant exchange relationships are manifest in the presence of native copper, recovered from several sites in the Maryland region. Middle Woodland ceramics in the Great Valley may be tied to rhyolite exploitation (Barse et al. 2001).

Late Woodland (1000 – 400 BP) and Contact Periods (400 – 250 BP)

The Late Woodland period is the culmination of trends concerning subsistence practices, settlement patterns, and ceramic technology. A trend toward sedentism, evident in earlier periods and a subsistence system emphasizing horticulture eventually led to a settlement pattern of dispersed hamlets and floodplain village communities reliant on an economy of both hunting and the planting of native cultigens. Ceramic continuity can be demonstrated between Middle Woodland ceramics and Late Woodland ceramics in the Coastal Plain region, especially in rim form, utilitarian vessel shape, and temper (Barse et al. 2001). In addition, a tremendous proliferation of incised and corded design elements appear on Late Woodland ceramics, arranged in panels circling the vessels below the rim crest. The actual design elements that make up these decorative motifs (triangular patterns with filler elements) had been present in minor quantities since the Early Woodland period (Barse et al. 2001).

The apparently abrupt increase in ceramic decoration likely reflects the need to define ethnic boundaries, and perhaps smaller kin groups, between neighboring populations that may have been in competition for arable riverine floodplain locales. Additionally, ceramic designs may have served simply to distinguish one group from another, for noncompetitive reasons, in a region that now sustained the highest population level prior to European settlement. Ceramic designs could have functioned as a symbolic means of communication among groups, serving as badges of ethnic identity or, perhaps, smaller intra-group symbols of identity (Barse et al. 2001).

The Contact period begins during the early eighteenth century when active English trade and exploration of the Upper Potomac Valley was initiated. The mid-to-late seventeenth century can be considered as the final part of the prehistoric continuum in the area, with the last several decades classifiable as Proto-Historic given an accessibility to European goods from the Northeast (Barse et al. 2001).

WASHINGTON COUNTY

Washington County Agriculture: The Eighteenth Century

Arriving around 1735, early residents of the Hagerstown Valley (the southerly extension of the Great Valley) were effectively cut off from reliable commerce and communication with older European settlements east of the Blue Ridge Mountains. With only the most tenuous access to coastal consumer markets, residents of the Hagerstown Valley adopted a generalized subsistence regime that depended primarily on extensive corn agriculture, limited stock raising, and wild game hunting. A regular diet of corn as hominy or mush, pork, milk, and butter was supplemented with garden vegetables, bear meat, venison, wild turkey, and maple sugar. Necessities that could not be produced or procured locally (e.g., salt) and luxury goods (e.g., tea) were transported over the Blue Ridge Mountains on pack horses that were sent back to coastal towns loaded with furs and deerskins (Williams 1906:9, 11–13, 20, 27).

At the earliest period of its occupation, the Hagerstown Valley's upland areas and watercourses supported dense stands of oak and hickory, but the flat valley floors consisted largely of grassland prairies that afforded excellent pasturage (Williams 1906:17–18). Fields were typically cleared for planting by burning and by girdling any inconvenient trees, leaving them to wither on the spot. By the last quarter of the eighteenth century, excellent peach and apple orchards were common throughout the valley (Williams 1906:26–27, 93). During the second half of the eighteenth grist mills proliferated in Washington County; they included the Orndorff Mill on Antietam Creek (1753), the Charles Mill on the Potomac River (1778), Christopher Burkhart's mill on Little Antietam Creek (1779), and the

Rochester-Stull Mill in Hagerstown (1791) (Lundegard 2000:5–6, 11, 18, 28). In the 1780s, German immigrant Christian Boerstler introduced beekeeping and the use of clover as a soil amendment (Williams 1906:28).

By the 1790s Hagerstown Valley farmers were producing an increasing volume of nonperishable agricultural commodities that they bartered for dry goods, groceries, and manufactured goods available in Elizabethtown (Hagerstown). Along with whiskey, tobacco, spelt, oats, flax, butter, tallow, and beeswax, they intensified their production of wheat and it quickly became the most important cash crop in the valley. Ground into flour in local mills, thousands of barrels of wheat were sent east by wagon and boat (Williams 1906:98, 111). Initially, wheat crops were harvested by hand with sickles and then threshed with a wooden flail or trodden out by horses on a clean floor (Figure 2.1 and Figure 2.2). Slaves and indentured servants toiled alongside their masters' families to bring in the wheat harvest, a time-consuming, labor-intensive process. Traditional manual methods of harvesting and threshing wheat were gradually replaced after 1820 by the development of new types of farm machinery (Williams 1906:93).



Figure 2.1. Harvesting grain with hand tools (Maryland State Archives 2010).



Figure 2.2. Threshing grain with flails (Maryland State Archives 2010).

At the end of the eighteenth century, much of the textile manufacture in Washington County was still carried out in a domestic setting. Local families produced wool and flax, carding, spinning, and weaving their fibers into cloth at home before taking the fabric to local mills where they were cleaned, softened, and dyed. Still, as Hagerstown matured as a commercial center and transportation hub, an increasing number of inexpensive manufactured goods became available to county residents including shoes, brushes, hats, rope, nails, and stills (Williams 1906:60, 93–95).

Washington County Agriculture: The Early Nineteenth Century

Wheat and flour production increased in Washington County during the early nineteenth century. In 1817 an acre of ground in Washington County was reckoned to produce between 25 and 30 bushels of wheat. Barrels of flour were collected in Hagerstown and sent by boat to Baltimore and Georgetown by way of the Potomac River. In 1803 "no less than fourteen thousand barrels of flour" were floated down the Potomac in a 12-day period (Williams 1906:131, 164). In response to the dearth of foreign manufactures occasioned by the Embargo Act of 1807, by 1809 more than a dozen carding mills and a spinning machine of 300 spindles had been set up in the county to manufacture cloth from locally produced wool and flax (Williams 1906:148). Still, for most of the first two decades of the nineteenth century, the county was reliant on seasonal river traffic and an ill-kept network of wagon roads to carry out its commerce with eastern towns and cities and settlements in the Ohio River valley. But with the completion of the National Road, travel times and costs were drastically reduced; after 1818 a wagon hauling 24 barrels of flour could make the round trip between Hagerstown and Baltimore in just 7 days. In addition to flour, Washington County sent bacon, corn, clover seed, rye, whiskey, and dried fruit over the mountains (Longfellow 2017; Williams 1906:151–157). Transit times and costs were further reduced when the Baltimore and Ohio Railroad reached nearby Fredericksburg and Point of Rocks around 1831–1832, and when the Chesapeake and Ohio Canal was completed in 1850 (*Encyclopedia Americana* 1918:121; National Park Service 2018).

At mid-century a number of new agricultural technologies were deployed by Washington County farmers; they included the use of bone and guano fertilizers, seed drills that increased yields through improved germination, new types of mechanized reapers, and the county's first combined grain thresher-cleaner, purported to make "two hundred bushels of wheat" "ready for the mill" each day. In 1848 Washington County shipped 61,390 barrels of flour, over 10,000 bushels of unground grain, and over 1,000 barrels of whiskey to Georgetown by canal in addition to an untallied volume of freight transshipped to Baltimore and the Ohio River valley (Williams 1906:256–257).

Washington County during the Civil War

The 50,000 man Army of Northern Virginia invaded Maryland at the beginning of September 1862. Crossing the Potomac River into Frederick County, the soldiers received a less warm welcome than they had expected. Western Maryland was divided in people's support of the North or South. Indeed many families had become divided, with sons serving in both armies. The Confederate Army moved north to occupy the county seat at Frederick. They desperately needed supplies, but Maryland's farmers and millers were reluctant to accept Confederate notes or receipts. General Lee sent part of his army under the command of General James Longstreet north to Hagerstown to prepare for an invasion of Pennsylvania. Another division under General D. H. Hill was sent to Boonsboro. Lee's plans fell into Union hands and General George B. McClellan's Army of the Potomac with 85,000 men pursued the divided Confederate Army toward South Mountain. The Union Army fought to take control of the three passes through South Mountain on September 14th. It was the beginning of four days of conflict and pursuit that culminated in the Battle of Antietam. The Battle of South Mountain delayed the Union advance enough to allow Lee to capture the Union arsenal at Harper's Ferry and regroup at Sharpsburg on Antietam Creek. The battle began on the morning of the 17th. The artillery thunder reverberated for miles and put everyone in the county on edge and the local inhabitants in a panic. At the end of the day, over 22,000 men lay dead or wounded; the highest casualty total in a single day of the Civil War. Lee retreated back across the Potomac. Many Washington County residents stepped forward to help care for the over 17,000 wounded men. In the aftermath of the battle, Hagerstown became a large hospital and supply depot. The Federals claimed the Battle of Antietam as a victory and the South as a draw (Ernst 1993:85, 106, 120–121; Hartwig 2012:101, 117; Phifer, Wallace & Reed 2008).

In June 1863 the Confederate army advanced toward Gettysburg through Washington County. The students at the Hagerstown Female Seminary were sent home and its doors were closed for two years. The Confederate Army was preceded by displaced persons, mainly African Americans, from the Shenandoah Valley along with their families and possessions. Abraham Lincoln had issued the Emancipation Proclamation on January 1, 1863, changing the status of three million enslaved people in the Secessionist South from slave to free. The Proclamation did not cover slaves in states such as Maryland that had remained in the Union. White farmers and merchants and other Union sympathizers living south of the Potomac River moved in wagon trains through Washington County seeking refuge in Pennsylvania. General Lee had given orders that his soldiers were not to destroy private property but could pay for the food or clothing they took with Confederate scrip. After Gettysburg, the Confederates retreated through Washington County. Union troops caught up with Confederate forces in Hagerstown, Smithburg, Boonsboro, Funkstown, and Williamsport.

Fighting raged through the streets and alleys of Hagerstown on July 6th ("Students of Kee-Mar College Are Pictured In Wagonette," *Morning Herald,* March 18, 1949:15; Brown 2005:220–233; Brumbaugh 2013:5–12; Stoner 2013:13–32).

In July 1864 Confederate troops led by Lieutenant General Jubal Early crossed the Potomac into Washington County at Shepherdstown. A cavalry brigade under the command of Brigadier General John McCausland rode into Hagerstown, a supply center for the Union army. Union Brigadier General William W. Averill retreated with his three thousand troops up the Hagerstown & Middleburg Turnpike past the Brumbaugh farm and over the state line into Franklin County to Greencastle, leaving Hagerstown at the mercy of the advancing Confederates. Some Hagerstown citizens fled to Harrisburg or York. Hagerstown citizens paid a ransom of $20,000 plus supplies to keep their town from being destroyed by the Confederate army. McCausland's army never advanced beyond Hagerstown and returned south (Bockmiller 2014:7–34).

Washington County Agriculture: The Late Nineteenth Century

After the Civil War, the use of chemical fertilizers became general, joining manure, lime, and "turned-under" cover crops in the struggle against soil exhaustion and acidification (Burke and McCall 1919:15). Maryland farmers also intensified their investment in farm implements and machinery. On average the state's farmers owned $157.31 worth of farm equipment in 1860. By 1870 that number rose to $195.13 and by 1880 stood at $227.04, a 45 percent increase in investment despite only a modest net increase (26 percent) in average farm size during the same period. While just over half of the county's 2,013 farms encompassed between 100 and 500 acres, 11 farms possessed between 500 and 1,000 acres, and 3 were greater than 1,000 acres in size, the average farm in Washington County measured 130 acres, just 4 acres larger than the state average. And, despite modest net increases in farm size after 1860 and local farmers' long-standing investment in commercial cereal grain, dairy, and livestock production, in 1880 two-thirds of the county's farms were still cultivated by their owners (Census Office 1883).

After the Civil War, Washington County's focus on commercial cereal, dairy, and livestock production continued. In 1870 Washington County farmers owned 8,423 horses, the second largest number of horses in the state. Its farmers likewise ranked second in sheep (9,268) and pig (20,212) rearing and possessed the third largest number of milk cows in the state with 6,310, ranking fifth in butter production at 393,070 pounds. With regard to cereal grains, the county ranked second in (winter) wheat production at 930,246 bushels and second in corn production at 737,989 bushels (Walker 1872b).

In 1880 Washington County possessed the second largest number of horses in the state (8,619) (second only to Baltimore County), was the state's second largest producer of swine (28,185) and ranked first in wool production at 77,330 pounds annually. With regard to the dairy industry, its farmers tended 7,470 milk cows—the third largest number in the state—and churned out 1,848 pounds of cheese annually, once again taking a distant second behind Baltimore County. But where the county continued as a standout was in cereal grain production. In 1880 Washington County ranked third in the state in corn production with 1,020,573 bushels, fourth in rye production with 21,750 bushels, and second in wheat production with 1,024,769 bushels. It was likewise a major producer of hay and ranked first in honey production (Census Office 1883).

Washington County Agriculture in the Twentieth Century

Although general farming remained widespread in Washington County, Maryland, by the early twentieth century the county had earned a reputation as "one of the best-developed counties in the state," largely for its production of wheat and corn—"its principal crops from its earliest days of settlement" (Burke and McCall 1919:10). Wheat, much of it ground in local mills, was considered the county's principal "money crop," but dairying, stock rearing, fruit growing, and the production of silage were also important components of the local economy. Alongside the production of small grains (i.e., wheat, rye, oats, and barley) for flour and animal feed, white and yellow corn, hay (i.e., timothy and clover), soybeans, cowpeas, and alfalfa were grown as fodder. To maintain the fertility of the county's limestone soils, local farmers adopted a system of crop rotation in which fields were planted in corn for one year, followed by wheat for one or two years, and then fallowed in grass for two or more years (Burke and McCall 1919:11, 13). During the twentieth century, Washington County farmers continued to use chemical fertilizers in addition to manure, lime, and "turned-under" cover crops to help prevent soil exhaustion and acidification. This practice was started in the second half of the nineteenth century and continued throughout the twentieth century (Burke and McCall 1919:15).

The county's small dairying sector sent milk and cream to Hagerstown and Washington, D.C., where much of it was converted into powdered milk (Burke and McCall 1919:11). Peaches and apples were produced commercially, and while most of them were "packed and marketed fresh," some were shipped to the county's canneries and "evaporating plants." Fruits were typically grown on upland areas while general crops were grown on the limestone soils of the valley floors. Orchard crops such as grapes, pears, plums, cherries, and quinces were also cultivated but only for household consumption. By the twentieth century, Washington County farmers had been integrated into America's modern commercial beef industry. Each year thousands of two–year-old steers from Chicago were transported to the county by rail where they were fattened on local corn and hay for a year or more before they were shipped back to Chicago, or onward to Baltimore, for slaughter (Burke and McCall 1919:12–13). Local farmers likewise raised hogs for market, although their numbers varied greatly from year to year, depending "largely upon the price of corn. Truck farming, however, remained only a minor component of the county's agricultural regime; in 1919 there were only 4 "specialized truck farms" in Washington County, although almost all the county's farms produced some small volume of vegetables for market sale. The limited truck farming that did occur was generally concentrated in the area north of Hagerstown (Burke and McCall 1919:13).

In 1919 a typical farmhouse in Washington County was of frame construction, but some substantial residences built of brick or stone were also present. Many of the county's barns were likewise built of brick or stone and possessed sufficient "capacity to store all the hay and other crops" as well as "ample room for the livestock and supplies." Silos were more common in areas associated with dairying (Burke and McCall 1919:14).

Owing to the effective management of the county's "highly productive" soils, Washington County's "well-balanced and prosperous agricultural economy" continued into the second half of the twentieth century. In 1954 the county ranked fourth in the state "in value of all farm products sold": it led Maryland's counties in fruit production, was fifth in dairying (producing $4.25 million in whole milk), and sixth in non-dairy livestock production. In 1954 corn for grain and silage was the most extensively planted crop followed by wheat, hay, and oats. Moreover, the county possessed nearly half a million apple and peach trees and over 20,000 prune, cherry, and pear trees. Thanks to the superior railroad and interstate highway connectivity, Washington County produce reached local consumers as well as markets in Baltimore, Washington, D.C., Pittsburgh, Philadelphia, and Lancaster. Not surprisingly after midcentury, mechanized farm equipment including tractors, trucks, automobiles, hay balers, corn pickers, forage harvesters, milking machines, and power feed grinders became prevalent. Despite its value as "one of the best agricultural areas in the East," postwar suburban encroachment and industrialization (particular around Hagerstown) were notable. Still, in 1954, farms made up 72 percent of the county's area, and the overwhelming majority of them (72 percent) were still owner-operated (Matthews 1962:1–3).

Slavery in Washington County

While commercial tobacco cultivation was well established in the tidewater regions of Maryland and Virginia by 1625, and enslaved blacks became the primary form of labor in the Chesapeake Region after 1675, commercial tobacco production using slave labor never achieved the same level of importance in Washington County as it had in the Tidewater and Piedmont areas. To begin with, the appearance of European settlers in Washington County around 1735 came at the tail end of a decades-long period of low tobacco prices and stagnant growth that coincided with rising demand for American foodstuffs overseas. Responding to the prevailing market conditions, business-minded farmers in Maryland and Virginia reduced their overall investment in tobacco and increased their production of cereal grains, especially corn and wheat. Furthermore, until the early nineteenth century when reliable, well-maintained turnpike roads, canals, and railroads penetrated the Blue Ridge Mountains, farmers in tramontane Maryland struggled to transport bulk commodities to eastern commercial markets. Consequently, Washington County farmers, already acquainted with the consequences of extensive tobacco cultivation in the older districts of the Chesapeake Region, developed a diversified agricultural economy based on a combination of general farming and commercial cereal grain cultivation, dairying, stock raising, and orchard fruit production, that required a substantially reduced investment in slave labor compared to commercial tobacco production, preserved the productivity of the county's soils, and was well suited to the region's comparative isolation from coastal consumer and commercial markets (Appenzellar 2012; Breen 1985:45–46, 55–56; Greene 1988:82–83, 85–87; Scharf 1882:33, 39, 980–981; Williams 1906:9, 11–13, 20, 27). The effect of these circumstances on the county's slave population was striking; even as slave populations approached (and in some cases exceeded) 50 percent of the population of the older tidewater counties in the Chesapeake Region, they comprised just 13 percent of the population of Washington County in 1800.

Moreover, when the county's slave population peaked two decades later, enslaved blacks still made up just 14 percent of the local population (Maryland State Archives 2018a).

Still, for reasons of geography, African slavery loomed large in the social and political life of Washington County, despite tobacco's comparative irrelevance to the county's agricultural economy. At the town of Hancock on the Potomac River, Washington County presents a narrow isthmus, not even two miles wide, that passes between Virginia, the epicenter of chattel slavery in British North America since the seventeenth century, and Pennsylvania, whose Quaker-dominated society began struggling with the moral implications of African slavery as early as the late 1680s. And so, during the eighteenth and nineteenth centuries, Washington County found itself not only geographically but culturally intermediate to Virginia, where law and custom enshrined slavery as an indispensable component of the lucrative albeit labor-intensive system of extensive tobacco cultivation that underpinned planter society, and Pennsylvania, where slavery played a less essential role in the general economy of the state and therefore provoked a more ambiguous response. Over the course of the eighteenth century, Washington County's northern neighbors expressed their growing concern with regard to the morality of slaveholding and the slave trade, culminating in the Pennsylvania Assembly's 1780 *Act for the Gradual Abolition of Slavery* and the revival of the Pennsylvania Abolition Society four years later (Appenzellar 2012; Greene 1988:82–84, 87–89; Morgan 2003:108–111, 133; Nash and Soderlund 1991:41–96, 99; Taggart 1859; Tomek 2016; Turner 1912:92, 95–96). Indeed, by 1847 Pennsylvanians' ambivalent attitudes toward slavery were on full display when a mob of antislavery whites and free blacks in Carlisle, Pennsylvania, joined by Professor John McClintock of Dickinson College, confronted two Washington County slave-owners who were attempting to reclaim a number of escaped slaves held in the local jail. The ensuing violence resulted in the death of one slave owner and jail time for 13 of the rioters. The failure of local authorities to abide by a recently enacted Pennsylvania statute that forbade state officials from upholding the Fugitive Slave act of 1793 and penalized judges, jailers, and sheriffs for aiding in the capture and return of runaway slaves, touched off an eruption of public violence and ill will in a community already deeply divided over the question of slavery (*Baltimore Sun*, June 7, 1847:1; *Baltimore Sun*, June 29, 1847:2; *Carlisle Weekly Herald*, June 16, 1847:2; Slotten 2000:14–19).

Washington County also bridged the longer-settled East, where slavery was more prevalent and the institutions, customs, and practices for its preservation were most fully elaborated, and the vast, largely unsettled, and comparatively ungoverned wilderness of the Trans-Appalachian West. First crossed by Indian trails and the Great Wagon Road in the eighteenth century, by the early nineteenth century two of the nation's more ambitious transportation improvements, the National Road and the Chesapeake and Ohio Canal, crossed Washington County intersecting several important north-south travel corridors such as the Middleburg Turnpike to Chambersburg, the Boonsboro Turnpike, the Sharpsburg Turnpike, and the Franklin Rail Road. Runaway slaves, reaching Washington County alone or in groups, might break east hoping to disappear amidst the growing free-black population of Baltimore or to board an outbound vessel at its docks; the western track led into the Ohio Country where a runaway could make for Canada by way of Detroit; and, finally, the road northward passed into Pennsylvania where, after 1780, slave populations declined rapidly and the number of free blacks rose steadily, reaching almost 15,000 by 1800. Before the 1830s only a small number of slaves fled their masters for the North and Canada, but by the 1850s slave owners throughout the South were looking at the rising number of defections with concern. After the late 1830s runaway slaves from Maryland captured outside of the state were required by law to be sold into the "Deep South" as both a punitive and preventative measure (Digital History 2016; Genovese 1976:648–649, 654; Longfellow 2017; Nash 1988:134–135; Madison 1801; Maryland State Archives 2018b; National Park Service 2018; Rash 1962; Taggart 1859).

As a result of its position as a transportation hub situated between Virginia and Maryland, bands of slave catchers crisscrossed Washington County, hoping to intercept runaway slaves making for Baltimore, Pennsylvania, or the Ohio Country along its waterways, turnpike roads, canals, and railroads. To dispose of fugitive slaves, four slave markets were established in the county: two in Hagerstown, one in Sharpsburg, and one in Beaver Creek. As a corollary to the local preoccupation with the capture of fugitive slaves, the county was also the site of much antislavery activity. In 1819 local residents petitioned the state to abolish slavery in Maryland and complained that their local jail was being used to hold runaway slaves. Six years later they protested that the jailor was using the power of his office to apprehend and sell runaways to his own profit. Moreover, the county was home to a growing free black population despite considerable legal impediments to their full participation in Maryland society that dated back to the first decades of the eighteenth century and limited their freedom of movement and association, undercut their legal standing in courts of law, and put them at risk of being returned to slavery for a variety of offences. In 1800, 342 free

blacks called Washington County home, but 40 years later their numbers had almost quintupled to 1,580. In 1818 free blacks in Washington County possessed sufficient wherewithal to establish their own congregation, Asbury Methodist Episcopal Church in Hagerstown, where they found respite from a society largely hostile to their presence. A second congregation, the Ebenezer African Methodist Episcopal Church, followed in 1840 (The Journey Through Hallowed Ground 2018; Harris 2002:5–7; Maxcy 1811:11, 140–141; Scott and McCullough 1860:38–39, 450–451, 458–462; Slotten 2000:27, 30; U. S. Department of State 1841:29; Williams 1906:251).

Although enslaved Africans and African Americans in Washington County experienced a range of material conditions during their bondage that depended greatly on the period of their service, the setting and industry in which they labored, and the proclivities of their individual owners, during the nineteenth century slaves in rural Western Maryland who did not live in their master's residence commonly occupied modest one or one-and-a-half story, side-gabled structures, located near the main residence. Ordinarily built of log, timber, or stacked-plank construction, and elevated on a fieldstone or brick foundation, slave quarters often featured one or more external gable-end chimneys and housed one or more family groups. Although some quarters consisted of a single room, others were internally divided into separate living spaces (Photo 2.1 and Photo 2.2) (Federal Writers Project 1941:5; Library of Congress 2018a; 2018b; 2018c, 2018d; Maryland State Archives 2007:7, 20). In Maryland, slave diets varied by region but included "clabber, fish, and corn bread," pork, and garden vegetables (Federal Writers Project 1941:3, 6, 8). Slaves in the western counties were typically put to work raising livestock and growing corn, wheat, and vegetables. After emancipation in 1864 many former Washington County slaves left the countryside to find work in nearby cities such as Baltimore. Their exodus had a noticeable effect on the demographics of the county; in 1850 nonwhites made up 13 percent of the population of Washington County, but two decades later they constituted only 9 percent (Federal Writers Project 1941:17; Harris 2002:5; Walker 1872b:56).

Photo 2.1. Piper Farm Slave Quarters, Sharpsburg, Washington County, Maryland (Library of Congress 2018c).

Photo 2.2. Rock Hall Slave Quarters, Dickerson, Montgomery County, Maryland (Library of Congress 2018a).

SITE SPECIFIC HISTORY

The occupation of the Brumbaugh-Kendle-Grove Farmstead can be broken down into several occupational periods, which are discussed in greater detail below and throughout this document (Table 2.1).

Table 2.1. Occupational Periods and Major Events, Brumbaugh-Kendle-Grove Farmstead

Occupation Period	Dates of Occupation	Property Description
David Mclaland/Conrad Hagmeyer	1752–1753	Undeveloped.
Jacob Brumbaugh	1753–1799	First incarnation of the farm built, including log house, stables, and presumably a barn.
Mary Brumbaugh (Jacob's Widow)	1799–1803	No documented change.
Henry Brumbaugh	1806–1846 (sold to Andrew in 1846 but remained in residence until death in 1854)	Log house likely expanded, Swisser Barn built.
Andrew Brumbaugh	1846–1859	No documented change.
Susan Brumbaugh/Clair	1859–1873	No documented change, minor repairs.
Sallie Schindel	1873–1895	No documented change.
Samuel M. Kendle	1895–1924	Previous farmhouse torn down and existing brick vernacular Italianate dwelling built.
Luther Grove, Sr.	1924–1950	Built final addition to south side of barn, hog pen, and silo. Part of farm along MD Rte.11 sold off for housing and drainage for the airport.
Luther Grove, Jr.	1950–1997	Portion of northwest corner of farm taken to expand MD Rte. 11 and the airport runway.
Board of County Commissioners of Washington County, Maryland	1997–Present	Site vacant, demolished in 2018.

Early Settlement of Washington County

Title to all land in the Province of Maryland had been granted by the King of England to Lord Baltimore as a Proprietary. The first tract to be surveyed in Washington County was Park Hall on April 9, 1731: 1,550 acres on Little Antietam Creek in the southern part of the county. Five years later, His Lordship's Manor of Conococheague was surveyed with 10,594 acres. Conococheague Manor was one of 23 manors in Maryland held by Lord Baltimore to generate revenue for Maryland's proprietors. Conococheague in Washington County (1736) and Monocacy Manor in Frederick County (1724) were the only proprietary manors in Western Maryland. The county's first permanent resident was Charles Friend, who established his home at the mouth of Conococheague Creek (modern-day Williamsport) in 1732. The settlement contained a blockhouse, trading post, and mill (Williams 1906:22–23). (Figure 2.3)

The second settlement of any significance was Long Meadows, named for the 500–acre tract of land granted to Thomas Cresap in 1739. Adjoining the Cresap tract was "Long Meadows Enlarged," a grant of more than 4,000 acres awarded to Henry Bouquet, a Swiss military man who arrived in the area in 1756. Commissioned as a Colonel, Bouquet led the settlers against their Native Americans foes. He was promoted to Brigadier General and ordered to Pensacola, Florida, where he promptly died of yellow fever. In 1765 Long Meadows Enlarged included a sawmill, tan yard, and several houses. Long Meadows was located in the Leitersburg District not far from the Jacob Brumbaugh farm (Williams 1906:22; Bell 1898:21–25).

Beginning in 1732 Lord Baltimore offered financial inducements to those who would settle his backcountry lands. Settlers with families were granted 200 acres of land. The price of the land (40 shillings per 100 acres) was waived as was the quit rents for the first three years and thereafter they owed 4 shillings per 100 acres to the Proprietor. Single men were allowed to claim 100 acres (Williams 1906:20). In 1749 Lord Baltimore instructed the Governor and Council of Maryland to encourage Germans to settle in the province. He suggested offering the German settlers rent-free land for three years and payments to start in five years at a maximum rate of £5 per hundred acres (State of Maryland 1967:91).

Figure 2.3. Settlements and transportation routes in 1755 when the Brumbaugh-Kendle-Grove Farm was established (Fry and Jefferson 1755).

Jacob Brumbaugh's Homestead

Jacob Brumbaugh arrived in Philadelphia aboard the *Nancy* in 1750. He was about 22 years old and single. He was remembered for being a large man with a strong constitution and defective hearing, traits passed down to some of his descendants. Like all German males over the age of 16, Jacob was required to take an oath of allegiance to the English government. He signed his name *Johann Jacob Brumbach.* He anglicized his name by dropping Johann, his saint's name, and changed the spelling of his surname from Brumbach to Brumbaugh. In coming years, clerks used a variety of spellings to write the name as Jacob pronounced it—Broomback, Brumback, and Brombach among others (Brumbaugh 1913:142).

There is no record of Jacob Brumbaugh's whereabouts between the date of his arrival in Philadelphia on August 31, 1750, and September 26, 1753, when as a resident of Frederick County, Maryland, he made his first purchase of land in America. He gave his occupation as "weaver." This was the first and last reference to Jacob being a weaver. It appears the trade was passed on to his son, Daniel, who advertised his weaving business at his shop on the Jacob Brumbaugh homestead farm in the 1820s (Frederick County Deed Book E:293; "Weaving," *Hagerstown Herald and Weekly Advertiser* 1821a).

Jacob Brumbaugh bought a tract of land near the Great Wagon Road in what was then Frederick County. This tract of land had originally been surveyed for David M. Claland. Claland was illiterate, using a mark for his signature. Spelling variations on his name suggest that his surname might have actually been "McClelland." He had begun the process of acquiring land by making an application to the Provincial Land Office, which issued a warrant to the surveyor for 84 acres on February 10, 1752. Warrantees assigned names to their tracts before the survey took place and these names persisted through centuries of land transfers. A survey was made setting down the metes and bounds of "Claland's Contrivance" on February 26, 1752. A scaled drawing accompanied the surveyor's measurements. The completed certificate of survey was returned to the Land Office where it was examined and approved on May 19, 1753. The warrant for 84 acres had resulted in a survey of 90 acres. The Governor of Maryland issued a patent; the final step in acquiring title to the land. Instead of taking out the patent himself, Claland assigned his rights to Conrad Hagmayer on July 9, 1753. The patent for the 90–acre Claland's Contrivance was issued to Conrad Hagmayer the same day (Figure 2.4). On September 26, 1753, Hagmayer sold the entire 90 acres to Jacob Brumbaugh for £64 (Frederick County Deed Book E:293; Frederick County Patented Certificate No. 859, 1753).

In July 1754 Jacob patented 100 acres he named "Ill Will" near the Pennsylvania-Maryland border. The following year, Conrad Hagmayer assigned half of a 100–acre land warrant to Jacob Brumbaugh that adjoined Ill Will. Jacob

named the 50–acre tract “Broombacks Lott.” In April 1763 Jacob Brumbaugh had Claland’s Contrivance resurveyed with the addition of vacant land to the north and south of the original 90–acre farmstead. The resulting patent for “The Resurvey of Claland’s Contrivance” was 505 acres that stretched northward to his Broomback’s Lott tract (Figure 2.5) Only five months after adding 420 acres to his original Claland’s Contrivance farm tract, Jacob had a new survey made that combined his Ill Will and Broomback’s Lott tracts with surrounding vacant land. The resulting 260–acre tract was patented as “Timber Bottom,” a tract that extended to the so-called Temporary Line that divided Maryland and Pennsylvania. The surveyor noted that 2 1/2 acres of Timber Bottom had been cleared and fenced. In 1765 Jacob patented his last tract in Washington County. “The Chance” was only 23 acres but it filled in a gap on his farm. In the twelve years since his first land acquisition, his Maryland farm had grown to 788 acres (Frederick County Patented Certificate Nos. 2071, 1754; 652, 1755; 3372, 1763; 4791, 1763 and 793, 1765).

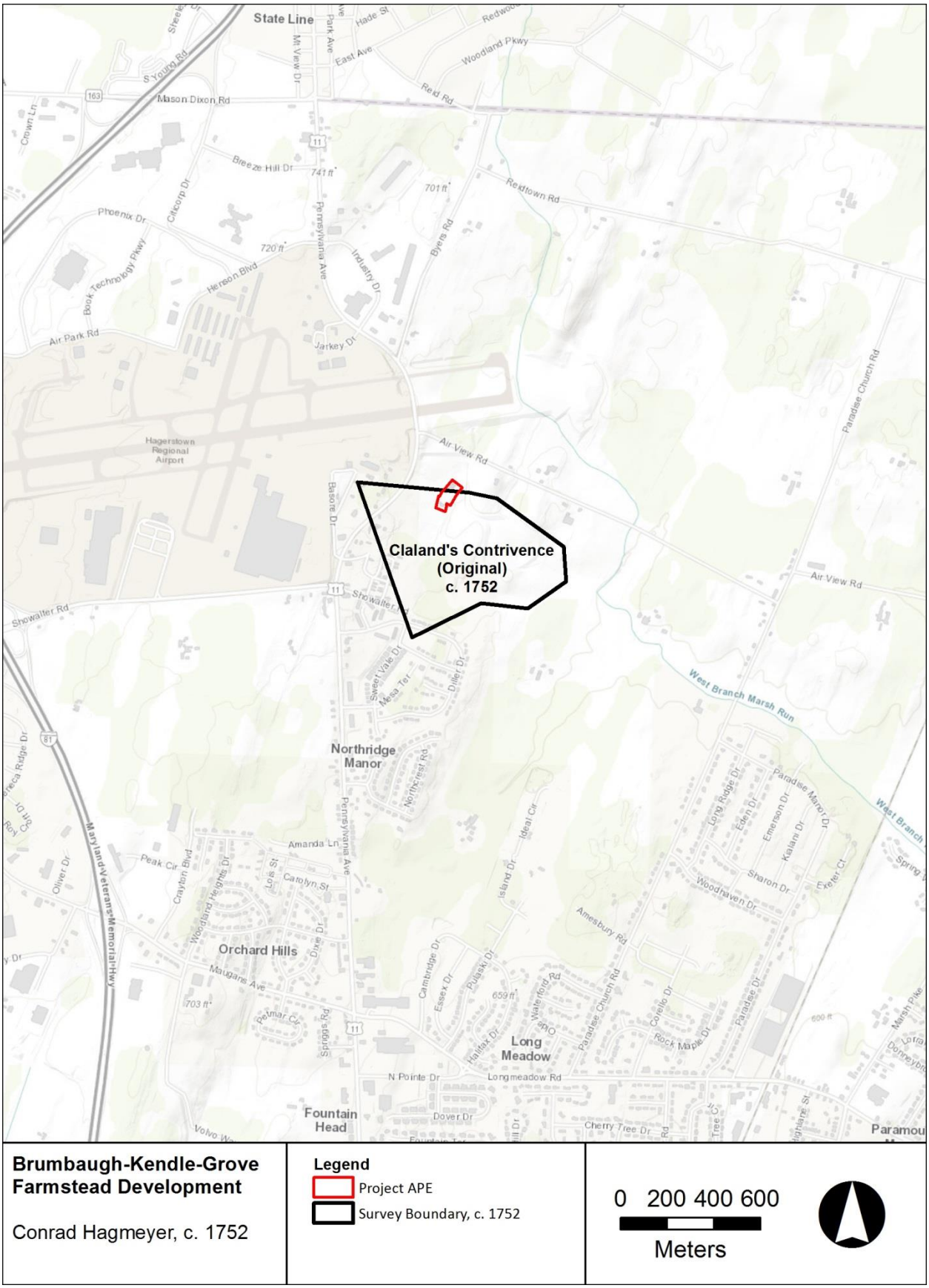

Figure 2.4. Site of the original Claland's Contrivance

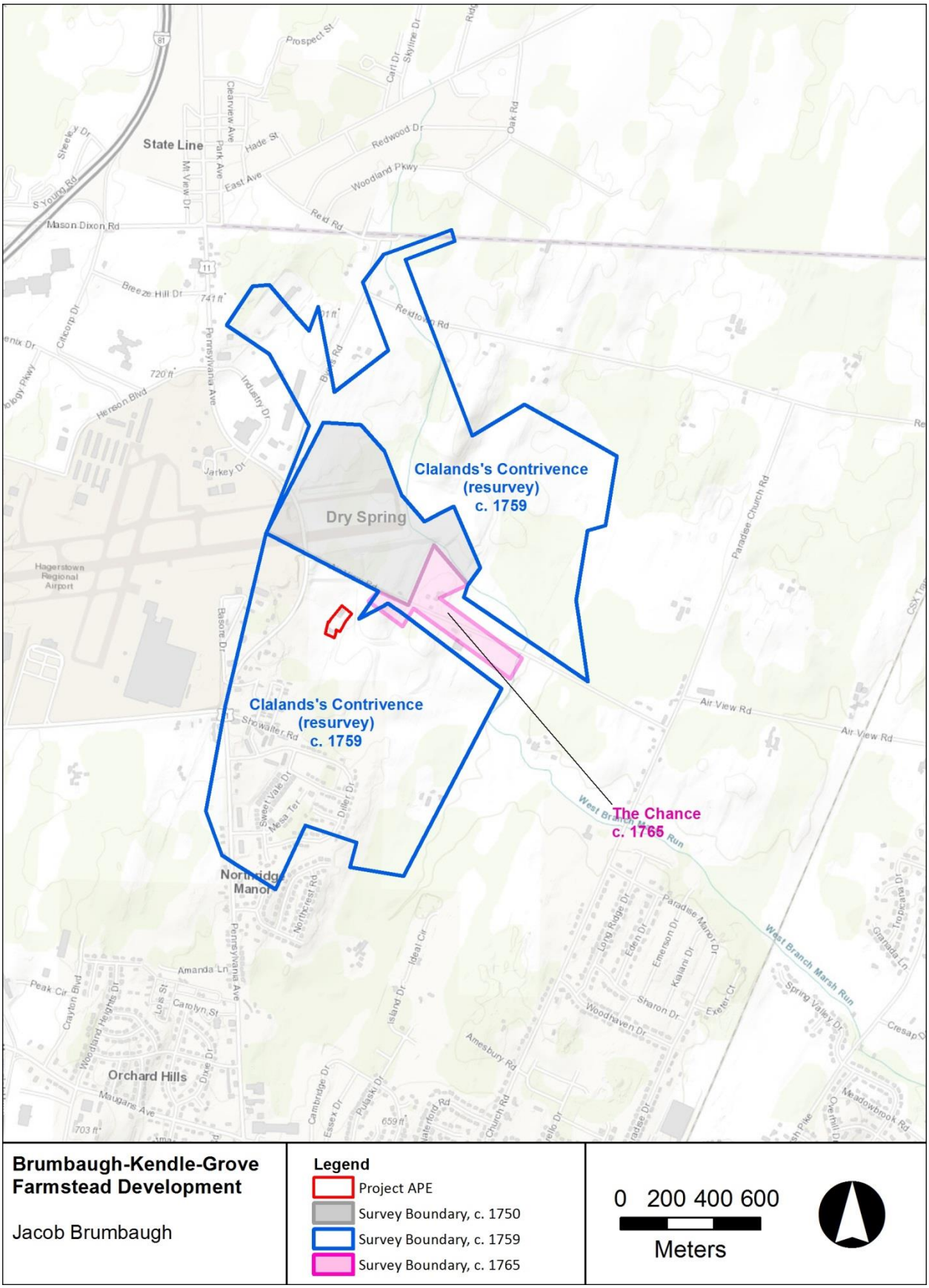

Figure 2.5. Location of Jacob Brumbaugh's land.

Frontier Conflict

Jacob Brumbaugh had left behind a Europe wracked by generations of political and religious warfare only to find himself embroiled in France and England's struggle for territory in North America. In dispute was the Ohio Country; the land lying west of the Appalachian Mountains. The Iroquois Confederacy claimed hegemony over the Ohio Lands and deftly played France and England off each other; maintaining an outwardly neutral stance that kept the European rivals at bay. This balancing act ended when the Confederacy ceded all claims to land within the boundaries of Maryland and Virginia by signing the Treaty of Lancaster in 1744. Both colonial governments of Pennsylvania and Virginia claimed their territorial limits included the Ohio Lands (Anderson 2000:17–23).

Virginia had granted a third of a million acres on the Ohio River to a syndicate of land speculators, popularly known as the Ohio Company, with plans for trade and settlement. The French countered English incursion into their territory by building a chain of four forts southward from Canada. The most critical fort, the last of the chain, was Fort Duquesne at the site of Pittsburgh. This happened to be the same site chosen by the Ohio Company for a storehouse and fort (Anderson 2000:23–32; Trimble 1955:15–27).

Robert Dinwiddie, Lieutenant Governor of Virginia, sent twenty-two-year-old George Washington to engage the French, a mission that ended with Washington's defeat at Fort Necessity (now in Fayette County, Pennsylvania) on July 3, 1754. (Anderson 200:11,37–38, 60–65; Pleasants 1933:xvii-xix, xxiii-xxvii). This left the French and their Native American allies in control of the western frontier. Great Britain dispatched Major General Edward Braddock and two infantry regiments to remove the French forts from the backcountry (Anderson 2000:68–70).

The British home office expected their colonies to support Braddock's expedition with men, supplies, and transportation. The Governors of Virginia and Maryland promised to secure 250 wagons and 2,500 horses. Braddock reached Frederick, Maryland, around April 20, 1755, where he received news that only twenty wagons and two hundred horses had been secured. Into this tense situation stepped Benjamin Franklin, who had been dispatched by Pennsylvania's Governor Robert Hunter Morris to establish a postal service that could carry dispatches to the army as it traveled west. Franklin promised Braddock he would procure 150 wagons with a team of four horses per wagon and an additional 1,500 saddle or pack horses to join the army at the staging area, Fort Cumberland (Cumberland, Maryland) (Houston 2009:251–252; Hildeburn 1885:2–3).

In Lancaster, Benjamin Franklin published an advertisement exhorting the inhabitants of Lancaster, York, and Cumberland Counties to rent their wagons and horses to the British army. Franklin dangled the prospect of payment in gold and silver specie, in short supply in the backcountry. Indeed the "Service will be light and easy, for the army will scarce march above 12 Miles per Day." Franklin implied that the army's quartermaster would come and seize the wagons and horses if they were not voluntarily put under contract. Franklin managed to deliver the promised 150 wagons, which brought the total up to 190. Augmenting the wagons were six hundred pack horses. Each wagon was assumed to carry a load of 2,000 pounds and each pack horse could transport 200 pounds of supplies (Cubbison 2015:83; Houston 2009:254–257).

Jacob Brumbaugh's descendants passed on the story that he traveled as a packman with Braddock's expedition to capture Fort Duquesne. Braddock's forces left Fort Cumberland around June 10, 1755, moving at a snail's pace, hauling wagons and heavy artillery behind teams of axmen that cut a road along a Native American trail through mountainous terrain. The French and their Indian allies attacked and defeated Braddock's forces about 10 miles from Fort Duquesne on July 9th. The British retreated in a panic, leaving their equipment behind. Braddock's defeat prompted greater numbers of Native Americans to ally themselves with French interests and carry out attacks on frontier settlers. The Ohio Indians carried out raids in Augusta, Frederick, and Hampshire Counties in Virginia and Cumberland County in Pennsylvania. The raids included those settlers living on the Pennsylvania/Maryland border—the Conococheague area. Maryland Governor Horatio Sharpe sent militia units from Prince George's and Baltimore Counties to Frederick County, and the state legislature appropriated £600 to build and maintain a fort to protect the inhabitants of the Upper Potomac. Fort Frederick was built on the Potomac River west of Conococheague Creek in 1756 (Figure 2.6). It was garrisoned by Maryland militia companies and provided shelter when needed to frontier families until the end of the French and Indian War (Ward 2003:42–48; Pleasants 1935: viii; Snell 1973).



Figure 2.6. Fort Frederick – Built in Washington County during the French and Indian War (HABS MD 22)

Family and Faith

Jacob Brumbaugh married Mary Elizabeth Angle on January 28, 1760. She was the daughter of Henry Angle, a settler in the Welsh Run section of Cumberland County, which lies about 10 miles northwest of the Brumbaugh farm (Henry 1936:198). Henry Angle and his daughter were converts to the German Baptist Brethren faith. It is unclear when Jacob himself became a member of the Brethren, but most histories give his wife credit for his conversion. Pacifism was a core belief of the religion, which would have precluded his taking up arms for any reason. Jacob served as a soldier in Captain Jonathan Hager's militia company during the French and Indian War. The muster lists are not dated, but the militia would have been called out in 1755–1756 in response to the turmoil on the frontier following Braddock's defeat. During the war, Jacob was paid for opening his home to provide soldiers with quarters. His militia service suggests that he might not have joined the Brethren until after his marriage. A later deed referred to Jacob Brumbaugh as a wagon maker. This occupation was vital in war and peacetime. Jacob's grandson, Andrew Brumbaugh had owned a Conestoga wagon built in the 1790s—old enough to have been built by Jacob Brumbaugh himself. It had reputedly served for many years as a freight carrier to Baltimore and Pittsburgh. It survived long enough into the nineteenth century to be photographed (Figure 2.7) (Clark 1999:106–107; Frederick County Deed Book BD-1:622; Maryland; The Maryland Historical Society 1914:348).



Figure 2.7. The Brumbaugh family Conestoga Wagon, built in the 1790s (The Sun, Baltimore, May 7, 1911).

The German Baptist Brethren Church grew out of the Reformation's Anabaptist movement. The popular name for the sect was *Dunkers or Dunkards,* a reference to their most distinguishing characteristic among contemporary witnesses, baptismal immersion. Germany and Switzerland became fertile ground for the development of a number of Anabaptist sects in the sixteenth century, including the Amish, Mennonites, and Hutterites. The first Brethren minister arrived in America with about twenty families in tow in 1719. They settled among their countrymen in Germantown, near Philadelphia. The Brethren arrived just as the German migration into the backcountry of Pennsylvania, Maryland, and Virginia took off. Brethren were sent out as missionaries to form congregations in the newly settled parts of Chester, Lancaster, Lebanon, Berks, York, and Franklin Counties. The tide of Pennsylvania German settlement crossed over into Maryland. Brethren missionaries appeared in Frederick County in the 1750s and founded the Pipe Creek congregation in 1758 (Henry 1936:19–25; Edwards 1770:64). As members of the Brethren faith, Jacob's family would not have been baptized while infants, would have adopted a plain appearance, would not have become a Revolutionary War soldier, would not have taken civil oaths, such as oaths of allegiance, and would not have held governmental office.

Jacob and Mary Brumbaugh had six boys and one girl born between 1765 and 1783 (Table 2.2). The Brumbaughs were part of a larger community begun by German settlers soon after 1735 named for the stream that ran through the county—*Conococheague*. Early settlement was concentrated in the area southwest of Hagerstown near the Potomac River, but the name became associated with the whole district, including the territory lying on both sides of the Maryland-Pennsylvania border (Schultz 1896:15).

Table 2.2. Jacob Brumbaugh and his Family

Name	Dates	Notes
Jacob Brumbaugh	1728–1799	Arrived at Philadelphia from Germany in 1750. Married January 28, 1760.
Mary Elizabeth Angle	1740–1806	Daughter of Henry Angle.
Jacob Brumbaugh Jr	1765–1816	Married Catharine Rench. Lived in a small stone house 1 mile north of father's farm. 5 children born beginning in 1783. Administrator of father's estate.
Mary Brumbaugh	1767–?	Married Samuel Ulery/Ulrich, a Brethren elder. Settled in Woodbury Twp, Bedford Co, PA soon after 1780.
John Brumbaugh	1768–1820	Married Mary Elizabeth Miller (1772–1834) ca.1789. Farmer, minister, & pioneer settler of Bedford Co., PA
Daniel Brumbaugh	1772–1824	Married Elizabeth Long (1779–1860) ca.1798. Members of Salem Ref. Church. Bought Jacob Sr.'s homestead. Had 9 children.
David Brumbaugh	1776–1842	Married Eve Kissecker (1789–1845) in 1805. Had a farm in Washington County before moving to Franklin Co. PA farm in 1827. Built house at Middleburg (State Line), PA
Henry Brumbaugh	1777–1854	Married Margaret Rench (1781–1851) on March 28, 1798. Became Presbyterian. Buried on the farm.
George Brumbaugh	1783–1837	Married Louisa Gelwicks (1778–1840) in 1807 & lived in Hagerstown. Brewed beer & ran a tavern. Active in local affairs. Became Lutheran. No children.

Jacob was not the first or last immigrant of that surname to arrive in America in the eighteenth century, but it appears that he traveled on his own and had no close relatives living here. His descendants believed a cousin of his arrived in Philadelphia in 1754. This relationship might explain why Johann Heinrich Brumbach chose to settle in the Conococheague area. "Cousin" Henry had sons named Jacob, Conrad, John, and George. Like Jacob Brumbaugh and his sons, the cousins were involved with land development in Washington County, Maryland, and parts of Pennsylvania. Washington County was split off from Frederick County in 1776. In Pennsylvania, Bedford and Franklin Counties were organized from parts of Cumberland County in 1771 and 1784, respectively. Huntingdon County was created out of a part of Bedford County in 1787. Because of the evolution of these jurisdictional changes, traces of Jacob Brumbaugh and his children can be found within the records of seven counties (Brumbaugh 1913:40, 44–45, 180–181).

Charles Mason and Jeremiah Dixon completed the survey of the official boundary line between Pennsylvania and Maryland in 1767. It was approximately 3,712 feet south of the Temporary Line run by Thomas Cresap in 1739. The Mason-Dixon Line ran through Jacob Brumbaugh's "Timber Bottom" tract, part of which now fell within the jurisdiction of Cumberland County, Pennsylvania. This was not the only land in Pennsylvania that would interest Jacob and his family. On January 26, 1775, Jacob Brumbaugh took out warrants to have land surveyed in Bedford County, specifically in a place called Morrisons Cove about 70 miles from the Brumbaugh farmstead in Washington County (Bedford County Warrant Register 12–14). It is a valley situated where the counties of Blair, Bedford, and Huntingdon

intersect in Central Pennsylvania. A colony of German Baptist Brethren had begun to settle in the southern portion of the Cove about 1755. They gradually spread northward until many of them became residents of Woodbury Township. This is the area that drew Jacob and his family. Jacob's cousins also acquired land in Morrisons Cove. Jacob's plans for acquiring more land in Pennsylvania were delayed by the outbreak of the Revolutionary War. In 1789 Jacob and his son John were assessed as non-resident owners of 1,097 acres in Woodbury Township, Bedford County (now North Woodbury Township, Blair County) (Brumbaugh 1913:46–47).

A census of inhabitants of Frederick County was made in 1776. The Brumbaugh family was absent, their whereabouts unknown. By 1780, however, Jacob Brumbaugh was back on his Washington County farm selling wheat and rye to his neighbor, Henry Schnebly, a purchasing agent for the Continental Army. Jacob's religion prevented him from taking up arms or giving his oath of allegiance to the State of Maryland. However, his support of the fight for independence was registered by supplying the army with grain and blankets (Maryland State Papers, Red Book No.23:73; Brumbaugh and Hodges 1924:12–21; Brumbaugh 1915:46–47).

Jacob Brumbaugh also demonstrated his support through the payment of the 1783 supply tax. After declaring American Independence in 1776, each state became responsible for raising money to support the War and related initiatives of the Continental Congress. Maryland put a tax on land, horses, cattle, slaves, stills, mills, and articles of gold and silver. Jacob owned 431 1/2 acres of land in Claland's Contrivance and Timber Bottom in 1783. His property was composed of 332 1/2 acres of woodland, 9 acres of meadow, and 90 acres of arable land. The value of his improvements totaled £110. The value of his livestock, 9 horses, and 20 cattle, was £117 (Maryland General Assembly Assessment Record 1783a:42–43; Subcommittee on Revolutionary Taxes 2013:1–2).

Instability and conflict caused several decades to elapse before Jacob Brumbaugh felt ready to buy more land in Washington County. In 1787 Jacob and his son, John, entered into an agreement with Paul Roades to give him title to 300 acres in Morrisons Cove, in Bedford County, Pennsylvania. In return Roades, a farmer in Morrisons Cove sold Jacob 111 1/4 acres of land in Washington County for £500 ($2220). Less than a year later, in May 1788, Jacob sold these same tracts of land for £800 ($3552) (Washington County Deed Books E583; E:849; F:61).

Jacob Brumbaugh was living in Washington County when the first federal census was taken in 1790. The only males in his household besides himself were four boys under the age of 16, likely, Daniel, David, Henry, and George. The second son, John Brumbaugh, appears to have established his own home in Washington County by this time. He lived with four females in a household listed next to his father's (U.S. Census of 1790:23 "Jacob Brumbaugh").

Local historian Thomas J. C. Williams, writing at the turn of the century, claimed that Jacob possessed over 6,000 acres of land in Bedford and Blair Counties and that he had lived in Pennsylvania for many years. Nonetheless, all official documents list him as a resident of Washington County, Maryland. Jacob Brumbaugh died on his property in Morrisons Cove on April 10, 1799. His body was carried back from Bedford County to his homestead in Washington County for burial in the family cemetery, located on the Brumbaugh-Kendle-Grove Farm. Jacob did not leave a will, instead trusting to the laws of descent and his family's judgment to divide his substantial landholdings. His widow and eldest son, Jacob, became the administrators of his estate on May 4, 1799 (Washington County Administration of Jacob Brumbugh, 1799; Williams 1906:631).

On May 21, 1799, John Schnebly and Ludwick Young, two of Jacob Brumbaugh's neighbors, with the help of Daniel, David, and Henry Brumbaugh, made an inventory of Jacob's moveable estate. He had little in the way of furniture: two beds, 11 chairs, a table, an old chest, a clock and a library of 12 old books on the ground floor and two beds, a table, and 16 benches on an upper floor. This family of nine had 11 pewter dishes, plates, and spoons. The Brumbaughs had converted a good deal of their wheat, rye, and apple crop into whiskey, apple brandy, and cider. Nearly half of Jacob's wealth was tied up in his livestock. He owned two yoke of oxen, a bull, 9 steer, 13 cows, 7 horses, and their offspring, sheep, and hogs. His household and farm goods were worth a total of $2,501.13 (Washington County Inventory Book B:307).

A couple of weeks later, the inventoried items were sold at a public auction. Many of these items were bought back by family members. Jacob's widow, Mary, bought back the things she needed most, such as a bed, a washtub, a copper kettle, a horse with a woman's saddle, and a cow. Sons Jacob, Daniel, David, and Henry bought household articles and farm equipment from their father's estate. Henry, who had newly married, bought three of the beds. Besides plows and other farming utensils, Henry also bought a spinning wheel, three cows, a barrel of whiskey, and wheat growing next to the house (Washington County Accounts of Sales Volume A:259) (Figure 2.8).

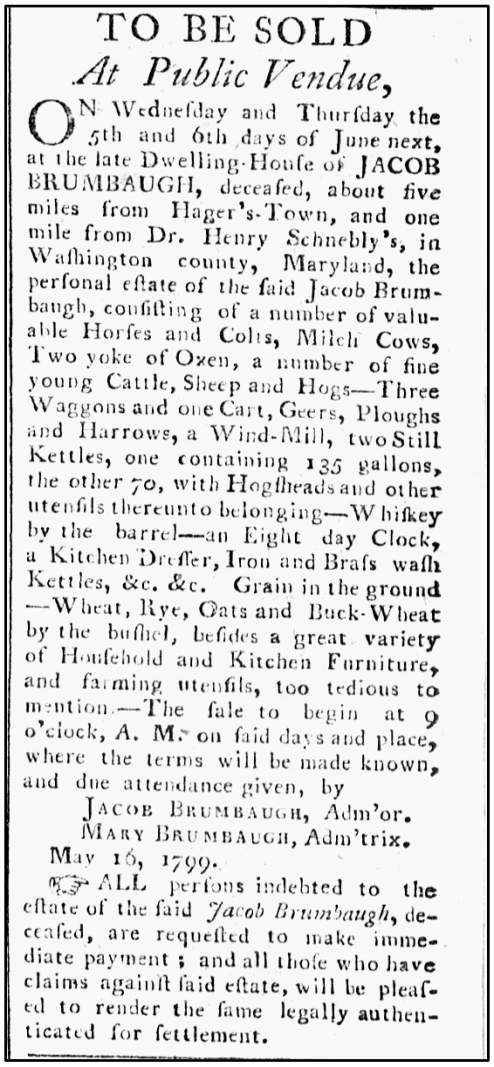

TO BE SOLD
At Public Vendue,

ON Wednesday and Thursday the 5th and 6th days of June next, at the late Dwelling-House of JACOB BRUMBAUGH, deceased, about five miles from Hager's-Town, and one mile from Dr. Henry Schnebly's, in Washington county, Maryland, the personal estate of the said Jacob Brumbaugh, consisting of a number of valuable Horses and Colts, Milch Cows, Two yoke of Oxen, a number of fine young Cattle, Sheep and Hogs—Three Waggons and one Cart, Geers, Ploughs and Harrows, a Wind-Mill, two Still Kettles, one containing 135 gallons, the other 70, with Hogsheads and other utensils thereunto belonging—Whiskey by the barrel—an Eight day Clock, a Kitchen Dresser, Iron and Brass wash Kettles, &c. &c. Grain in the ground—Wheat, Rye, Oats and Buck-Wheat by the bushel, besides a great variety of Household and Kitchen Furniture, and farming utensils, too tedious to mention.—The sale to begin at 9 o'clock, A. M. on said days and place, where the terms will be made known, and due attendance given, by

JACOB BRUMBAUGH, Adm'or.
MARY BRUMBAUGH, Adm'trix.

May 16, 1799.

☞ ALL persons indebted to the estate of the said *Jacob Brumbaugh*, deceased, are requested to make immediate payment; and all those who have claims against said estate, will be pleased to render the same legally authenticated for settlement.

Figure 2.8. Sale of Jacob Brumbaugh's personal property, June 5th and 6th, 1799 (Maryland Herald and Hagerstown Weekly Advertiser, May 16, 1799, pg. 3)

In 1800 Jacob Brumbaugh, Jr., the administrator of his father's estate, was enumerated in Washington County as the head of a household. Listed immediately above him was his brother Daniel Brumbaugh—the only other one of Jacob's sons to head up his own household in Washington County. Daniel had probably married Elizabeth Long by 1798 based on the May 1799 birthdate of their first child. Daniel's household consisted of him, his wife, their child and an unidentified young male between 10 and 15 years old. Widow [Mary] Brumbaugh was the head of the third Brumbaugh household, listed above her son David's household. Mary, aged 60, lived with her three youngest sons, David (24), Henry (23), and George (17); Henry's wife, Margaret (18); Henry's daughter, Mary Elizabeth (1), and two unidentified young males between 10 and 15 years old. The household also included three slaves, at least two of whom probably arrived with Margaret when she married Henry. Jacob's 400 acre-farm remained intact and under the ownership of the estate. Jacob Jr. owned a small 3-acre plot of land he'd bought for himself, but his brothers, Daniel, David, and Henry, owned no land. Nevertheless, all four brothers were farming and owned their own livestock. Jacob Jr. lived in a small stone house about a mile north of his father's homestead. Tax records that assessed Daniel and Henry for household furniture suggest that they were the heads of individual households, presumably on their father's lands (U.S. Census of 1800:154–155, Washington County Tax Assessment 1803–1804:1).

In 1803 Mary released her dower rights in Jacob's real estate for a payment of £35 ($155.40). This smoothed the way for a division of the land to finally take place. Jacob Brumbaugh, Jr., petitioned the County Court in February 1804 to appoint commissioners to partition the 394 acres of land in his father's estate between the seven children. The commissioners, five farmers of the neighborhood, met together on Jacob Brumbaugh's farm on April 30, 1804. They concluded that the land could not be divided fairly into seven portions. They pointed out that the farm's improvements, water, and orchard were situated close together on the Resurvey of Claland's Contrivance tract. Dividing the farm into more than two or three portions would lessen its overall value, which the commissioners appraised at £4,100 ($18,204.00). This meant that each heir was due the equivalent of £585 ($2597.40) (U.S. Census of 1800:155; Washington County Deed Book P:123, 819).

Jacob Jr. was put in charge of selling off his father's farm in Washington County. Henry got the largest portion (Figure 2.9). On October 23, 1806, he paid $1,000 for 235 1/2 acres of the Resurvey of Claland's Contrivance tract and an adjoining 4 1/2 acre tract. To give Henry a clear title, his siblings released their rights, for which he had to pay another £500 ($2220). Other parts of Jacob Brumbaugh's farm were sold out of the family, typically to neighboring landowners (Bedford County [Pennsylvania] Orphans' Court Records Volume 1:36; Washington County Deed Book S:433).

Daniel Brumbaugh was the only other son to take up residence on the former Jacob Brumbaugh farm. Daniel purchased 80 acres of land comprised of parts of the Resurvey of Claland's Contrivance, Spriggs Paradise, and Chance tracts. He paid £880 ($3907.20) for the farm. Daniel's son, Samuel David inherited the farm in 1824 and was

depicted on the 1859 Taggart map as “S. Brumbaugh” (Figure 2.10). On the 1877 Lake, Griffing, and Stevenson map, the “heirs of S. Brumbaugh” were the owners of the farmstead. Samuel’s son, Philip Napoleon “Nap” Brumbaugh became its next owner. Gaius Marcus Brumbaugh, the author of the Brumbaugh genealogy, identified the home of Philip Napoleon Brumbaugh as the homestead of Jacob Brumbaugh Sr. (Photo 2.3). “It is probably the oldest original house in Washington County, Maryland, and is occupied by the family of Philip Napoleon Brumbaugh” (Washington County Deed Book S:842; Brumbaugh n.d.; Brumbaugh 1913:141). Because of this reference in the Gaius Marcus Brumbaugh genealogy, the Jacob Brumbaugh homestead was historically thought to have been Napoleon Brumbaugh’s dwelling on the north side of Air View Road. Gaius likely surmised this because at the time of his writing it was the only standing house on the former Jacob Brumbaugh property, and was possibly the residence of Jacob at the time of his death. While Jacob Brumbaugh may have built this house and lived in it for a time it was likely not the initial homestead, but rather for the use of one of his sons in the last quarter of the eighteenth century. Archaeological evidence suggests that that the initial Jacob Brumbaugh homestead was likely in the same place as the current farmhouse on the Brumbaugh-Kendle-Grove property, close to where Jacob and his wife are buried. Such a statement contradicts the prevailing interpretation and oral history of the farm as presented by Gaius Marcus Brumbaugh, but is supported by physical evidence (See Chapter 9).

Figure 2.9. A view of the division of the Jacob Brumbaugh Estate.

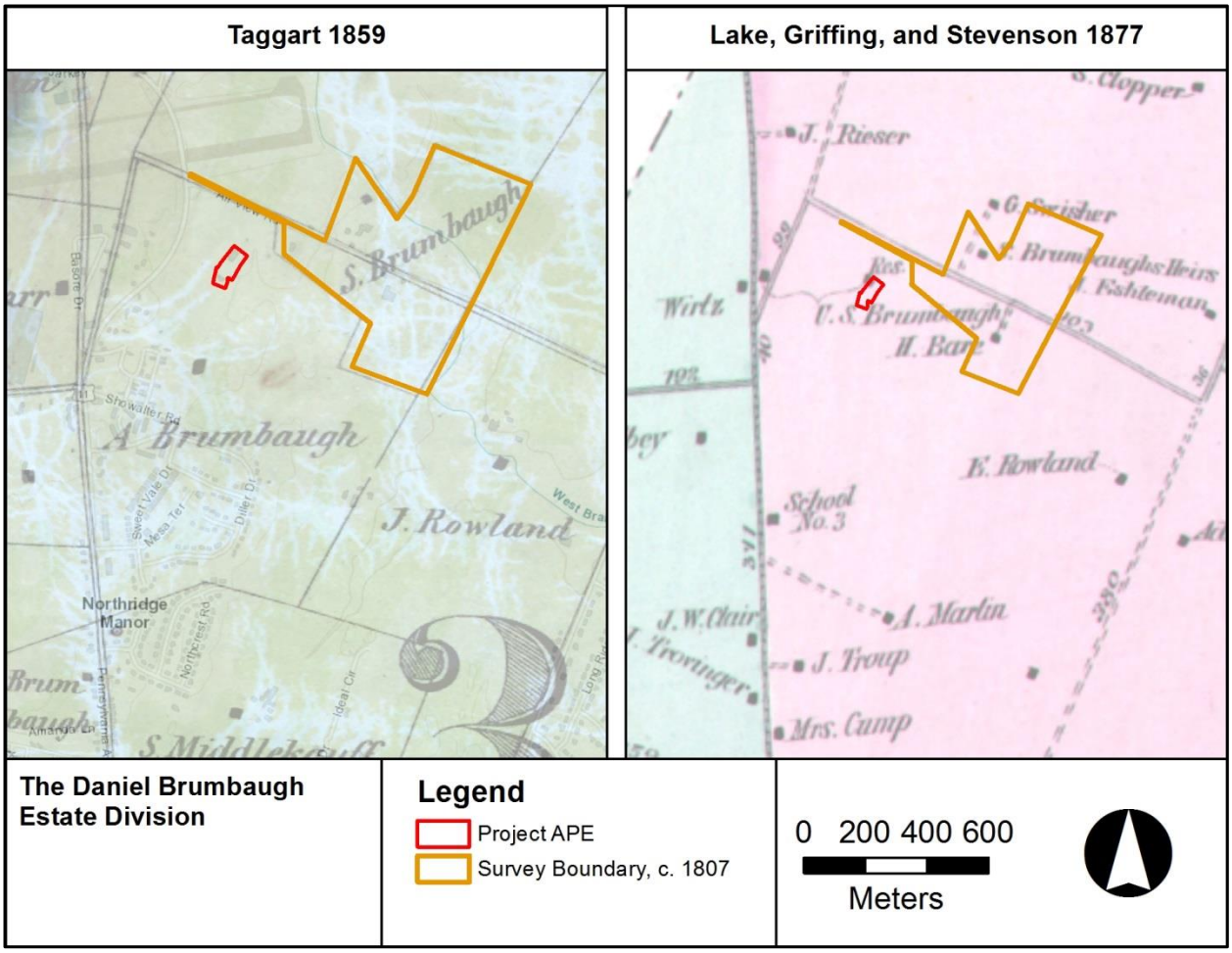

Figure 2.10. The division of the Daniel Brumbaugh Estate: (*left*) 1807 Daniel Brumbaugh tract overlaid on the 1859 Taggart Map; (*right*) 1807 Daniel Brumbaugh tract overlaid on the 1877 Lake, Griffing, and Stevenson map.

Photo 2.3. According to the Family genealogy this is the house built by Jacob Brumbaugh in 1756. Photo taken, c. 1900 (Brumbaugh 1913).

Henry Brumbaugh

Mary Elizabeth Angle Brumbaugh died on November 28, 1806, and was buried beside her husband - “both graves marked by rudely dressed limestones containing “J. B.” and “M. B.” as the only inscriptions” (Photo 2.4). The family burial plot is located on the portion of the Jacob Brumbaugh farm inherited by her son Henry. This cemetery plot is located just 400 feet to the west of the farmhouse (the site of the modern brick farmhouse) that Henry inherited from his parents (Brumbaugh 1913:143).



Photo 2.4. Brumbaugh family cemetery c. 2006. (Brumbaugh Family File, John Clinton Frye Western Maryland Room, Washington County Free Library, Hagerstown, MD.)

According to a handwritten record left behind by Henry, he was born at the beginning of March in 1777. He was the sixth child and fifth son of Jacob and Mary; born when his father was about 50 years old. His descendants described him as “a large, powerful man of dark complexion, a man of considerable influence in his neighborhood, and the owner of some slaves” (Brumbaugh 1913:168). Henry married 16–year old Margaret Rench in 1798. Margaret was the daughter of Andrew Rench, a Swiss gentleman with a large farm near Hagerstown. The Rench family had arrived in America in 1736 on the same ship as Jonathan Hager. They joined him in settling the Hagerstown area in 1739. Andrew Rench was an early proponent of the fight for American independence. In 1775 he was elected a member of the local Committee of Observation and was commissioned as a Lieutenant Colonel of a militia unit the following year. He was appointed to the commission that created Washington County and served as a Justice of the Peace for the new county (Brumbaugh 1928:523; Washington County Will Volume A:288; Maryland Assessment Record, 1783:29–30; Brumbaugh 1928:384; Scharf 1882:132, 138; Browne 1901:141; Hanson 1787:120).

Andrew Rench died in 1792 when Margaret was 10 years old. He left personal property worth £1,155 ($5128.20). In his will, Andrew devised land to his sons and son-in-law and left monetary legacies to his three unmarried daughters. In addition to her legacy, Margaret was to receive two enslaved children when she married. Andrew Rench owned 11 slaves at the time of his death. Margaret was also to receive £35 ($155.40) for her marriage portion (Washington County Will Volume A:288; Washington County Inventories Volume B:37; Williamson 2018). In 1804 Henry asked the Washington County Orphan’s Court to order the executors of Andrew Rench’s estate to make a final settlement and distribution. Margaret received £524 ($2326.56) as her share of the estate and was due to inherit another £98 ($435.12) upon the death of her mother, a total of £622 ($2761.68) (Orphans’ Court Proceedings Volume 1802–1805:68, 78, 116, 134–137; Williamson 2018).

Henry's tax assessment of 1803–1804 reflects the substantial amount of goods that Margaret Rench brought into the marriage. Although Henry was not yet a landowner, he had established his own household. His home's furnishings were more valuable than any of his siblings. He had almost as many horses and cattle as his brother, Jacob, twelve years his senior. He owned 2 ounces of plate, a reference to gold and silver articles. Margaret was likely the source of the valuable household furnishings and the five enslaved residents of Henry's household—a woman between 14 and 36 years old and four children under the age of 14 (Washington County Tax Assessment 1803–1804:1).

Henry Brumbaugh appeared as the head of a household for the first time in the 1810 federal census. He was about 33 years old and his wife, Margaret, 28. Along with their children, the household included an unidentified man and woman. Henry's farm also included six slaves (U.S. Census of 1810:400, "Henry Brumbaugh"). Henry was not the only Brumbaugh to have become a slave owner since his father's death in 1799. John Brumbaugh had established his home in Morrisons Cove, Pennsylvania. He alone, of all his brothers, did not own slaves. Daniel Brumbaugh, Henry's neighbor on the old homestead, owned two slaves, as did youngest brother, George, a beer brewer and tavern keeper in Hagerstown. Jacob Brumbaugh, Jr., and David Brumbaugh, both farmers, had three and four slaves, respectively (Washington County Tax Assessment 1803–1804:1).

On January 15, 1816, the state legislature passed an act to survey a road not exceeding thirty-three feet in width in a straight line from Hagerstown in the direction of Green Castle, a town over the border in Pennsylvania. The road's new alignment ran for 1,765 feet through the property of Henry Brumbaugh, for which he was given $30 in damages. Henry was appointed to be one of two supervisors who would oversee the clearing and opening of the Hagerstown-Green Castle Road. This road would later become incorporated into the Hagerstown-Middleburg Turnpike, and the Brumbaughs became shareholders (Washington County Deed Book BB:390, 672; Maryland General Assembly 1816:86–88).

In October 1820 the federal census taker recorded the household of Henry Brumbaugh with 8 white people and 11 slaves. The eldest daughter, Mary Elizabeth, had recently married and moved out of the house. That left six children at home with Henry and Margaret: Casandra (15), Otho (13), Andrew (10), Upton (7), Elvina (4) and George (2). Calvin, their last child, would be born later in the year. Six people in the household were engaged in agriculture (U.S. Census of 1820:245, "Henry Broombaugh") (Table 2.3).

Table 2.3. Children of Henry and Margaret Brumbaugh

Name	Dates	Notes
Mary Elizabeth	December 29, 1799 – 1832	Married Peter Miller(1802–1856) on April 20, 1820. 6 children. Buried on the Brumbaugh farm.
Casandra	October 23, 1804 – May 9, 1871	Married John Spickler (1804–1840) on Dec 17, 1821. 8 children. Married David Johnson (1813–1883) ca. 1847. 2 children? Buried in Cearfoss, Wash. Co. cemetery.
Otho	July 28, 1807 – December 5, 1880	Married Catherine Bookwalter (1807–1889) in 1827. 10 children. Moved to Ohio 1829. Buried in Preble Co., Ohio
Andrew	October 5, 1809 – February 17, 1859	Married Susan Lynch (1826–1886) Sept 1, 1846. 5 children. Susan married John W. Clair/Clare in 1862. 1 child. Buried on the Brumbaugh farm.
Upton	September 16, 1812 – September 24, 1838	Unmarried. Buried on the Brumbaugh farm.
Elvina	September 11, 1815 – June 28, 1832	Unmarried. Buried on the Brumbaugh farm.
George	June 30, 1818 – November 25, 1858	Married Mary Ann Sharp (1821–1886) bef.1842. 7 children. Moved to Preble Co, OH 1852, then to Mont. Co. OH 1856. Buried in Montgomery Co. Ohio
Calvin	1820 – 1858	Married Agnes Pinkerton (1825–1909) in 1848 in Ohio. 3 children. Buried in Iowa.

Henry Brumbaugh left a written record of his family's births and deaths in an account ledger, a record that his grandson, Upton S. Brumbaugh, contributed to the genealogy of the Brumbaugh family written by Gaius Marcus Brumbaugh in the early twentieth century (Brumbaugh 1913:51) (Table 2.4). G.M. Brumbaugh included a few transcriptions from Henry's account ledger in his genealogy. The spellings in the transcriptions suggest that English might not have been Henry's first language. An entry for July 12, 1814, notes the presence of frost. January 2, 1815, was noteworthy for the slaughtering of a hog that weighed 483 pounds. In 1827 Henry ordered a multi-volume set of Matthew Henry's *An Exposition on the Old and New Testament* from Parker Blood, a Hagerstown bookseller who specialized in theological texts. Blood accepted payment in kind for his books. In 1828 the bookseller received 170 pounds of beef and a 210 pound hog from Henry, a total value of $17.30, for one of the books (Brumbaugh

1913:170–171; Ad for Parker Blood's Book Store, *The Torch Light and Public Advertiser,* February 1, 1825:1; Henry 1706).

Henry and Margaret's eldest child, Elizabeth, was the first to marry. She wed local farmer, Peter Miller, in 1820. Elizabeth received enough moveable property from her parents to ensure a comfortable start to married life. Customarily, daughters inherited cash and goods while sons inherited the land. Henry kept an account of every item in Elizabeth's marriage portion to ensure that his two younger daughters would receive an equivalent value when they married. Additions were made to the marriage portion over the next two years until it reached a value of $771.33 1/2. Besides kitchenware, textiles, furniture, and livestock, it included a coffin made for Elizabeth's first born child. In 1823 Henry arranged for a man named Anteny (Anthony) to work on the Miller farm for three months. Anthony was likely the 17–year-old slave, Toney Cammel, who was listed in Henry's ledger. Margaret Brumbaugh's father, Andrew Rench, had given two young slaves to each of his daughters when they married. Decades later, the pattern was repeated. Elizabeth was given 6–year-old Nancy and 4–year-old William, to be used as house servants. Nancy and William were two of the slaves listed in Henry's ledger book (Brumbaugh 1913:190–193; marriage announcement, *Maryland Herald and Hagers Town Weekly Advertiser,* April 25, 1820:3); Table 2.5 details Elizabeth's Marriage Portion)

Table 2.4. Henry Brumbaugh Vital Statistics

Original

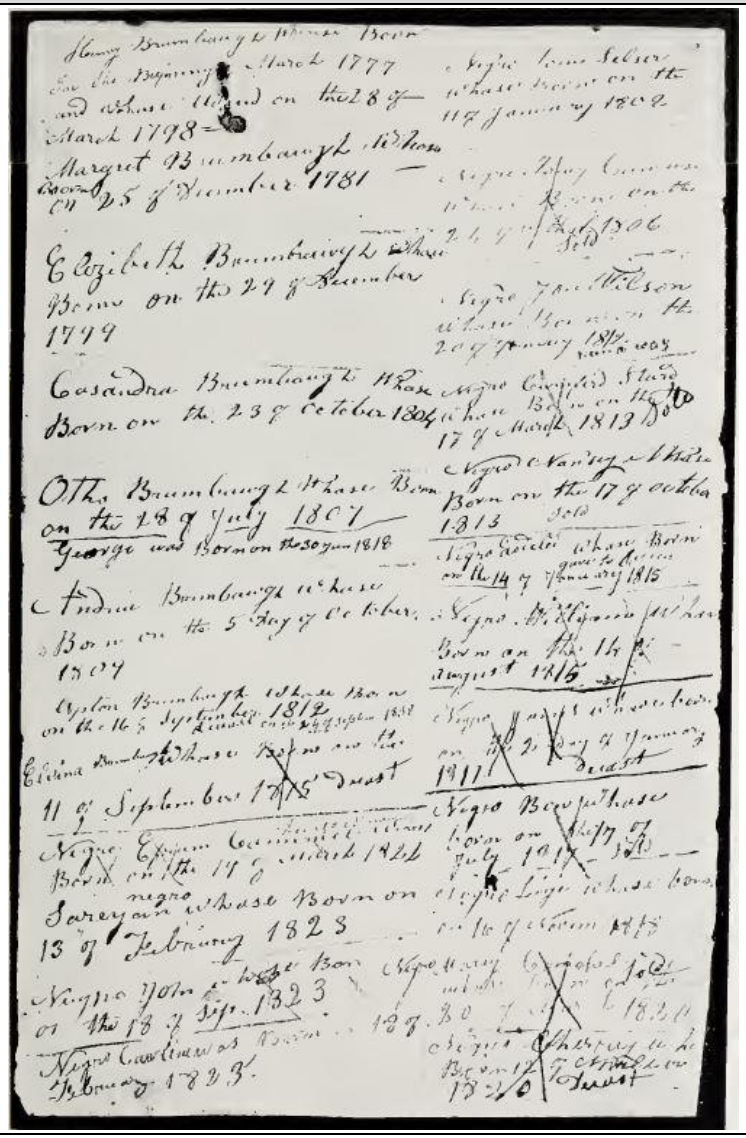

Transcription

Henry Brumbaugh Born beginning of March 1777 Married 28 March 1798	Negro Carline [Caroline?] Born 18 February 1823
Margret Brumbaugh Born 25 December 1781	Negro Tom Selser Born 11 January 1802
Elizabeth Brumbaugh Born 29 December 1799	Negro Toney Cammel Born 24 April 1806 (Sold)
Casandra Brumbaugh Born 23 October 1804	Negro Jon Wilson Born 20 January 1812 (Ran away)
Otho Brumbaugh Born 28 of July 1807	Negro Cumferd [Comfort?] Sturd Born 17 March 1813 (Sold)
George [Brumbaugh] Born 30 June 1818	Negro Nansey Born 17 October 1813 (Sold)
Andrew Brumbaugh Born 5 day of October 1809	Negro Addaled [Adelaide?] Born 14 January 1815 (Gave to Casandra)
Upton Brumbaugh Born 16 day of September 1812 Died 24 September 1838	Negro William Born 14 August 1815 [name crossed out]
Elvina Brumbaugh Born 11 September 1815 Died [28 June 1832]	Negro James Born 2 January 1817, Deceased
Negro Efram Cammel Born 19 March 1822 Deceased	Negro Ben Born 17 July 1817 (Sold)
Negro Sareyan [Sarah Ann?] Born on 13 February 1823	Negro Lige [Elijah?] Born 16 November 1818
Negro John Born on 18 September 1823 [name crossed out]	Negro Marey Cammel Born 20 March 1820 (Sold)
	Negro Cherray Born 12 November 1820 Deceased

Table 2.5. Marriage Portion of Elizabeth Brumbaugh Miller, 1820–1824

Date	Item	$ Value
May 1820	1 Negro girl Nancy & 1 boy William	350.00
May 1820	1 bay horse	80.00
May 1820	3 milk cows	45.00
May 1820	1 bedstead and cord (rope support)	12.75
May 1820	6 silver teaspoons	5.00
May 1820	6 knives and forks	2.25
May 1820	15 yards bed ticking	7.50
May 1820	1 side saddle	20.00
May 1820	45 lbs. of feathers at 60 cents	27.00
May 1820	30 lbs. of feathers at 50 cents	15.00
May 1820	12 yards of bed ticking	6.00
May 1820	9 tablecloths	22.50
May 1820	7 sheets	14.00
May 1820	8 blankets	28.00
May 1820	3 quilts	18.00
May 1820	9 yards of linen for pillowcases	3.33
May 1820	1 tea kettle	5.00
May 1820	6 towels	1.50
May 1820	4 sheep and 3 lambs	8.00
May 1820	1 mahogany bureau	25.00
May 1820	1 dining table	8.00
May 1820	1 breakfast table	5.00
May 1820	6 Windsor chairs	6.00
May 1820	6 chairs and spinning wheel	16.50
May 1820	1 bedstead and cord	5.00
May 1820	tinware bought at Shavers	5.49
May 1820	13 crocks	1.00
May 1820	Sundries bought at Hagers	34.29
May 1820	12 spoons	2.25
May 1820	2 gridirons and 1 skillet	1.75
May 1820	7 yards of muslin	1.75
May 1820	8 yards of muslin	2.00
May 1820	1 wash basket and 1 sewing basket	1.50
May 1820	2 tubs, 1 church, 2 buckets, 1 butter tub	8.87½
May 1820	1 (stone of) curtains and 3 yards	13.00
May 1820	1 dough tray and 1 frying pan	4.00
November 14, 1820	1 fat steer	13.00
November 14, 1820	2 woolen counterpanes	10.00
November 14, 1820	2 iron pots, 1 dutch oven, 1 colander	6.50
November 14, 1820	1 iron kettle	5.00
November 14, 1820	8 geese	2.00
November 14, 1820	2 flat irons	1.10
June 11, 1822	Cash	1.50
June 11, 1822	1 coffin for your child made by Mr. Curry	2.50
1823	1 family Bible	3.50
1823	3 months work of Anthony	15.00
December 1824	1 Psalm and Hymn Book	1.00
December 1824	1 cow and calf	10.00
TOTAL		771.33½

Casandra, Henry and Margaret's second daughter, was 17 years old when she married Washington County farmer John Spickler in December 1821. Casandra too was provided with a marriage portion. Like her older sister, she was given two young slaves—7–year-old Adled (Adelaide) and 4–year-old James; Table 2.6 details Casandra's marriage portion (Brumbaugh 1913:193–194, plate 51).

Table 2.6. Marriage Portion of Casandra Brumbaugh Spickler, 1822–1830

Date	Item	$ Value
March 25, 1822	1 side saddle and bridle	18.50
ditto	13 yards bed ticking	5.20
ditto	7 yards linen	1.75
ditto	4 yards cambric muslin	1.50
ditto	6 silver teaspoons	4.50
Ditto	2 woolen counterpanes	10.00
Ditto	4 pair of blankets	36.00
Ditto	3 quilts	18.00
Ditto	4½ yards of tow linen	1.12½
Ditto	1 Negro girl Adelaide and a boy James	350.00
Ditto	1 bay mare	70.00
Ditto	1 old chaff bag	1.00
Ditto	75 lbs. of feathers	37.50
Ditto	12 chairs	12.50
Ditto	1 spinning wheel	3.00
Ditto	1 bureau	10.00
Ditto	1 bedstead	3.25
Ditto	1 dining table	5.00
Ditto	1 kitchen table	1.00
Ditto	1 [missing]	1.50
Ditto	1 frying pan	1.62½
Ditto	Sundries bought at Shumens	11.47¾
Ditto	Furniture bought at Curres	31.00
Ditto	Sundries bought at websters	13.68½
Ditto	Sundries bought at Hagers	24.40
Ditto	Teapot and 1 sugar bowl	1.27½
Ditto	1 looking glass	4.50
Ditto	9 tablecloths	22.50
Ditto	6 sheets	12.00
Ditto	83 lbs. of bacon at 8 cents	6.64
Ditto	2 bed cords	1.00
Ditto	6 towels	1.50
Ditto	3 cows	40.00
Ditto	4 sheep and 5 lambs	9.00
Ditto	12 yards of bed ticking	5.00
Ditto	2 baskets	1.25
Ditto	1 iron kettle	5.50
Ditto	1 butter churn	2.00
Ditto	8 yards [missing]	2.00
November 4, 1823	1 (staned) of curtains	9.50
September 3, 1828	Cash	20.00
October 8, 1830	10 bushels of wheat seed at $2 per bushel	20.00
TOTAL		787.54

By 1830 more of the Brumbaugh children had moved away from the homestead. The eldest son, Otho, married Catherine Bookwalter in 1827. They lived at the farm until 1829 when Otho, his wife, and their two babies moved to Ohio where they settled on a farm near Dayton. Andrew, the next oldest son, turned 20 in 1830 but was absent from the household at the time of the census. According to family tradition, he quarreled with his father and headed off for North Carolina, where he worked as an overseer on a large plantation. In 1830 four children were left at home ranging in age 10 to 17 (Obituary of Otho Brumbaugh, *Eaton Democrat,* December 16, 1880; Brumbaugh 1913:168, 195; U.S. Census of 1830:148, [last line], “W. Brumbaugh”).

Henry’s descendants had described him as an influential man. During the 1830s Henry was very active in civic and political affairs. It was also a period of loss. Two of Henry’s daughters died in 1832. Elizabeth Miller was 30 years old and left four sons behind. Elvina, the youngest daughter, was 16 years old and unmarried. The newspaper reported her death occurred “after a short but very severe illness, which she bore with a great deal of fortitude and resignation.” Before the decade was over, Henry and Margaret would lose another child. Upton died in 1838, shortly

after returning from a trip out West, perhaps to visit his brother, Otho. Elizabeth, Elvina, and Upton were buried in the Brumbaugh family plot on Henry's farm ("Jackson's Committee Men: Hagers-Town," *Hagerstown Mail,* December 14, 1832:3; "Examiner's Notice," *Hagerstown Mail,* October 10, 1834:3; "Appointments by the Commissioners of Washington County: Judges of Election," *Hagerstown Mail,* May 8, 1835:3; "Died: Upton Brumbaugh," *Hagerstown Mail*, September 28, 1838:3; "Appointments of the Governor: Justices of the Peace," *Hagerstown Mail,* March 8, 1839:2; "County Appointments: Managers of the School Fund," *Hagerstown Mail,* May 10, 1839:2; "Died: Miss Elvina Brumbaugh," *Hagerstown Mail,* June 28, 1832:3).

In 1840, Henry Brumbaugh was 63 years old and his wife, Margaret, was 60. All of their children had left home or passed away, except for one of their younger sons who remained at the homestead. Not long after, their prodigal son, Andrew, reappeared. He was evidently welcomed back. Henry sold him the entire farm on September 1, 1846, for $12,330. The farm Andrew purchased had been gradually enlarged by his father from the original 235 1/2 acres in 1806 to 274 acres by 1841. Part of the purchase price was reckoned to include the dollar amount that Andrew would inherit as his share of his father's estate ($8,831). When Henry died, Andrew would owe the remaining $3,499 of the purchase price to the estate. To secure this payment, Andrew gave a mortgage to his father for $3,499 on the same day as the property transfer (Washington County Deed Books S:433–435; OO:122; OO:266; TT:49; SS:915; WW:723; YY:697; IN-2:57; IN-2:339; Washington County Executor and Administrator Accounts Volume 18:44–47; U.S. Census of 1840:151, "Henry Brambaugh").

The farm's transfer of ownership included certain reservations, however. Henry made sure he and his family retained the privilege of being buried in the family plot. More importantly, Henry reserved the use of the room he was currently occupying "in the main building of said premises, with the room above and one half of the large room upstairs, with the privilege of passing in and out of the passage, for himself and his wife, during their natural lives." Henry's two youngest sons, George and Calvin, moved to Ohio a few years after Andrew took over the home farm (Washington County Deed Book IN2:339; Brumbaugh 1913:195–196).

Henry and Margaret were now officially retired. Their life of leisure began with an arduous journey out West. In 1847 the elderly couple crossed the Allegheny Mountains and drove across Ohio in a one-horse-shay (a light two-wheeled carriage) to visit their son Otho and his family. They did not arrive empty-handed. Henry brought red clover seed from his farm and introduced this important agricultural plant to the region. Red clover, a legume—nutrient rich and high in protein—restored the soil's fertility more effectively than could a crop rotation system. Red clover, usually sown with timothy grass, was an important forage crop for cattle and sheep. Clover became the cornerstone of agriculture in the North Central and Eastern States, resulting in much higher yields of cereal grains and dairy production. Clover's appeal to bees also fostered the greater production of honey and other vegetable crops (Brumbaugh 1913:168, 195–196; Westgate and Hillman 1911:5–6; Kjaergaard 2003:41–49).

Henry wrote his will on May 16, 1853. He was 76 years old and had been a widower for two years. He was in ill health, suffering from rheumatism. He had already settled all matters relating to his real estate holdings with his son, Andrew, but Henry still possessed a personal estate worth about $5,000. He arranged for $600 to be set aside to generate enough interest to pay his daughter, Casandra, an annuity. Casandra had given birth to eight children before her husband, John Spickler, died in 1840. Henry Brumbaugh became the estate's administrator and the guardian of Casandra's children. She remarried a few years later. According to family tradition, her father did not approve of her new husband, David Johnson, a laborer nine years her junior. Henry's feelings about Casandra's second husband were manifested in his will. After his daughter's death, he directed the principal of her trust fund be divided only between her children by her first husband, John Spickler. Henry also provided cash legacies for the children of his dead daughter, Elizabeth. Henry left the bulk of his personal wealth to his sons, Otho and Calvin (Washington County Annual Valuations 1840; Washington County Will Volume E:226; Washington County Executors and Administrator Accounts Volume 18, 1854–1856:44–47; Brumbaugh 1913:190).

Margaret Rench Brumbaugh died in 1851 and Henry in 1854. Both were buried in the family plot on the farm. Andrew was the executor of Henry's will. The bulk of Henry's $5,000 estate came from the mortgage debt that Andrew owed and forty shares of Hagerstown Bank stock (Washington County Executor and Administrator Accounts Volume 18, 1854–1856:44–47).

Andrew Brumbaugh

Andrew assumed ownership of the farm on the day of his wedding to Susan Lynch, September 1, 1846. Four years later, when the census enumerator visited the farm, his father, Henry, was still considered to be the head of household. Andrew and Susan had two children by that time. Their daughter was named Margaret Permelia, after both her grandmothers and their son, Upton, for his deceased uncle. An African American farm laborer named Thomas Hanson lived with the Brumbaughs.

Andrew Brumbaugh died on February 17, 1859, at the age of 49. His wife, Susan, was 33 and the mother of four (Table 2.6)—Margaret (11), Upton (9), Sallie (8), and Henry (4). Andrew did not leave a will. On March 1, 1859, the Washington County Orphan's Court appointed Susan and William T. Hamilton as the administrators of Andrew's estate. Hamilton also acted as the children's guardian until 1870. He was an especially distinguished choice for the Brumbaughs. He had served in the United States Congress from 1849 to 1855. He returned to Hagerstown and focused on his law practice, becoming one of the leading trial lawyers in Western Maryland. He was also considered to have one of the best farms in Washington County. In 1868, while still serving as the children's guardian, he was elected to the United States Senate.

Table 2.7. The Family of Andrew Brumbaugh

Name	Dates	Notes
Andrew	October 5, 1809 – Feb. 17, 1859	Bought farm on Sept. 1, 1846, married Susan Lynch same day. Buried on the farm.
Susan Lynch	1826–February 10, 1886	Daughter of John B. and Permelia Lynch.
Margaret Permelia	June 17, 1847 – Nov. 24, 1879	Married William S. Martin (1844–1910) in 1865. 5 children. Buried State Line Union Cemetery, Franklin Co., PA
Upton S.	April 1, 1849 – July 27, 1914	Married Katharine Rosanna Stake (1851–1932) in 1875. 3 children. Buried Rose Hill Cemetery, Hagerstown
Alice	September 17, 1850 – August 1, 1852	Buried on the farm.
Sallie	November 13, 1852 – September 26, 1883	Married Norman E. Schindel (1851–1924) in 1874. 3 children. Buried Rose Hill Cemetery, Hagerstown
Henry Clinton	November 1854 – April 21, 1862	Buried on the farm.

He became the Governor of Maryland in 1880 (Washington County Orphans' Court, Executor and Administrator Bonds, Volume G:114; Washington County Orphans' Court Minutes and Proceedings Volume 1859:26; Maryland State Archives, William T. Hamilton 2001).

In 1859 Thomas Taggart published the first detailed landowner map of Washington County (Figure 2.11). Information concerning property ownership must have been gathered before the death of Andrew Brumbaugh in February of that year as he is indicated as the owner ("A. Brumbaugh") rather than his heirs (Taggart 1859).

The administrators accomplished their first important task by taking an inventory of all of Andrew's personal property, i.e., his household goods, financial assets, farm equipment, crops, and livestock. It totaled $6,460.07. Andrew Brumbaugh had invested in the Hagerstown Bank and the Hagerstown and Middleburg Turnpike Company, stock that accounted for about 20 percent of the value of his personal estate. Part of the farm's income was derived from harvesting and processing its timber resources as indicated by the number of oak and hickory logs, dozens of cords of firewood, and 10,000 fence palings on the inventory. The appraisers found wheat, rye, Indian corn, timothy hay, and clover hay in the fields or in storage. The Brumbaughs had a large herd of dairy cows, in addition to pigs, sheep, and a stable of eight horses (Washington County, Orphans' Court, Inventory of appraisement Volume T:529–536).

Only two male slaves were included in the inventory: "Tom," who was given a value of $50, and "George," valued at $200. Tom Selser would have been about 57 years old in 1859, which accounts for his low value. George Gant, on the other hand, was about 29 years old; his value would have been a reflection of his age and capacity for arduous farm work. On April 2, 1859, two weeks after Andrew's inventory was recorded with the county, William T. Hamilton amended the inventory to include Henry Baker, a slave "for a term of years" valued at $750 who had escaped but been captured (U.S. Census of 1860b:2, "Susan Brombaugh"; Washington County, Orphans' Court, Inventory of Appraisement Volume T:529–536, 541).

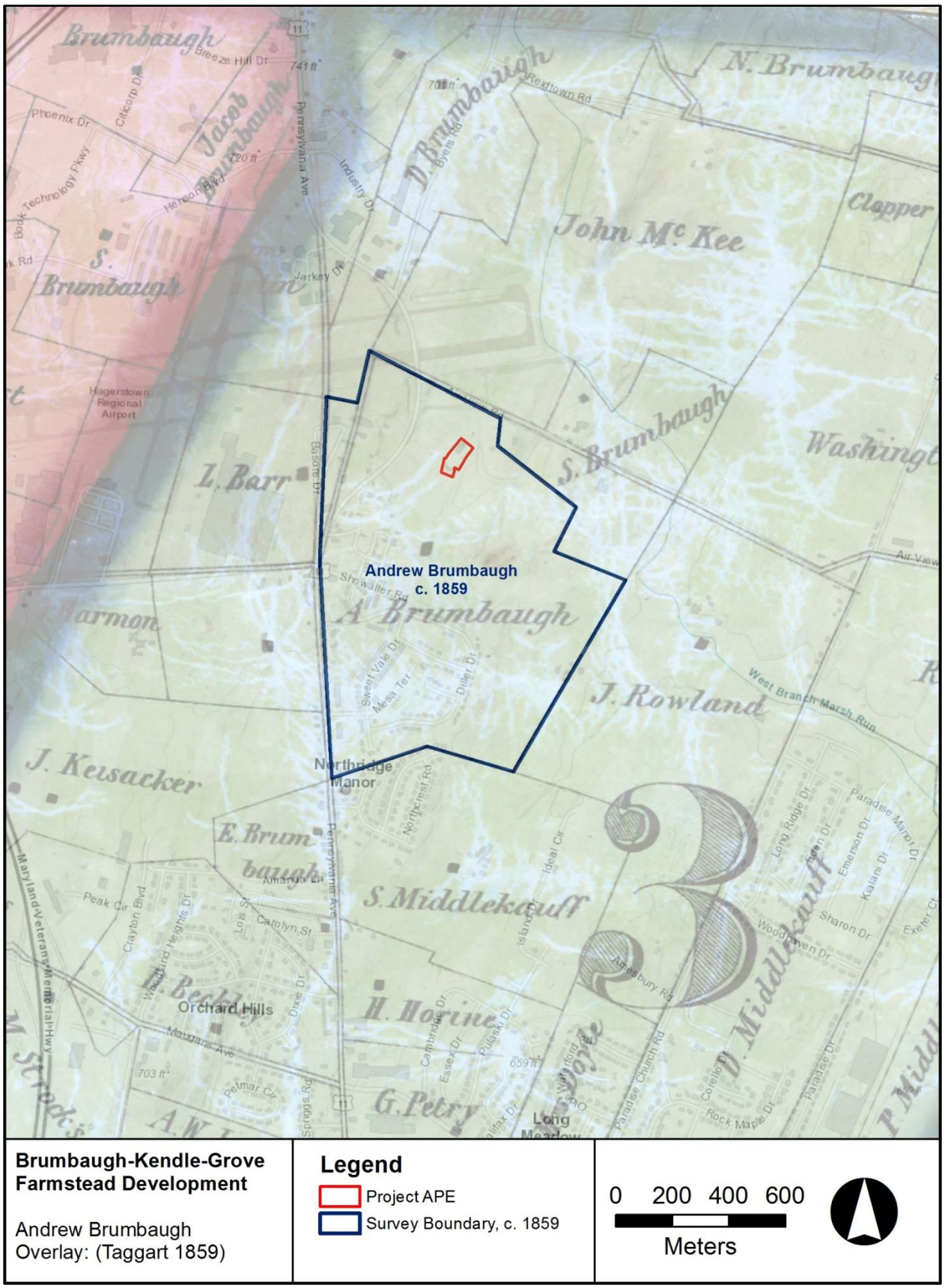

Figure 2.11. Land of Andrew Brumbaugh, c. 1859

After completing the inventory of Andrew's personal property, the court ordered an appraisal of the farm, including the dwelling houses, outhouses, orchards, gardens, meadows, enclosures, and other improvements:

> *Containing two hundred and seventy five acres, about forty acres in woods, about two hundred and thirty acres of cleared land laid off into nine fields and two small lots, the fencing in good repair, a garden in order and fencing in good repair, an apple orchard with about three hundred & sixty trees, there is on the said farm a dwelling house 50 by 28 feet and back building 18 by 30 feet in good repair, two other outhouses in good repair, a barn 101 by 50 feet and over shoot 101 by 9 ft. in good repair, and a stable 16 by 18 feet in good order, also a cider press under cover 30 by 16 ft., wagon shed 28 by 44 ft., a chicken house 18 by 20 ft., a hog pen, carriage house & corn crib under one roof 28 by 30 ft., smokehouse 12 by 24 ft., apple house 24 by 15 ft., all in good repair (Washington County 1859)*

The appraisers were tasked with assessing the condition of all the buildings and specifying the proportion of woodland to cleared land. Generally, a farm's fencing was a good indicator of how well it was being run. All the buildings and fencing on the Brumbaugh farm were in good repair. The purpose of the appraisal was to determine an annual valuation, i.e., how much rental income the farm could generate for maintaining the children during their minority. Andrew's widow, Susan, received a one-third share of the estate, the standard widow's dower. Andrew's four children divided the remaining two-thirds equally. The appraisers estimated Andrew Brumbaugh's farm had an annual valuation of about $800. Therefore, each of the four children was heir to an annual income of about $133.33 (Washington County Annual Valuations, Volume E:292–293).

On April 11th, seven weeks following her husband's death, Susan petitioned the Orphans' Court to allow her to manage the farm. In certain circumstances a widow and her children found themselves having to leave their home and move in with relatives in order to generate income from a tenant farmer. Susan believed it was in her family's best interest to take over the farm. She would act as the "tenant farmer," paying her rent with a share of what she produced. The court agreed and Susan Brumbaugh received the unusual distinction of having her occupation listed as "farmeress" on the 1860 federal census. She gave the value of her real estate as $20,000 and personal estate as $2,000 (Williamson 2018; Washington County Orphans' Court Minutes and Proceedings, Volume 1859:48; U.S. Census of 1860a:620–621, "Susan Bumbaugh").

Susan Lynch (Brumbaugh) Clair

Susan Lynch Brumbaugh married Jacob W. Clair (also spelled Clare) on February 13, 1862. They were both about 36 years old. Jacob was a minister of the Evangelical Church and a former carpenter, who had grown up in York County, Pennsylvania. According to Orphans' Court records, Susan Clair continued to be the official tenant of the Andrew Brumbaugh farm, even after her marriage. However, Jacob appears to have taken over management of the farm (Census of 1850e:195B, "Jacob Clair"; Census of 1870a:448, "Jacob W. Clare"; Washington County Orphans' Court Minutes and Proceedings, Volume 1859:694–695). A few weeks after her marriage, Henry Clinton, Susan's youngest child, died at the age of seven (Washington County Orphans' Court, Minutes and Proceedings, Volume 1862:1).

Despite the upheavals of the Civil War, William T. Hamilton dutifully submitted annual guardian accounts to the Orphans' Court that detailed the debits and credits of the Andrew Brumbaugh estate farm. The accounts listed the expenses of schooling and caring for the Brumbaugh heirs from the time of their father's death in 1859 until the youngest heir, Sallie, turned 18 in 1870. There is no indication that a loss of crops or damage to any farm buildings occurred as a result of military activities during the Civil War. Repairs to the farm were noted and none of them were substantial. They included putting up and repairing fences, repairs to drain spouts on the house, repairing the fence at the tenant house, building a stone fence around the graveyard, repairing the kitchen roof, repairing the bake oven, and painting the barn (Washington County Guardian Account Volumes W:303–304, 593–601, 821, X:181–183, 216, 680–687; Y:559–565; Z:58–59, 416–418, 836–837; AA:276–280, 667–668, 724–725; BB:69). These references to maintenance are interesting as they are the first documented mention of a bake oven and kitchen. Given what is known about the construction history of the structures that were extant in 2017, however, the kitchen mentioned is likely not the wash house/summer kitchen that was recorded in the twenty-first century. Additionally, there is no

evidence of a stone wall around the graveyard, likely suggesting that it was either robbed out or plowed away over the last 150 years.

William T. Hamilton, in his role as the guardian of Margaret, Upton, Sallie, and Henry Brumbaugh, kept a careful account of the income produced by the ”Home Farm.” Besides the money realized from the sale of wheat, corn, oats, barley, rye, and clover seed, the estate also received $25 annually for the rent of the “Tenant House.” This building was illustrated on the 1877 Lake, Griffing, and Stevenson atlas (see Figure 2.10). Susan Clair, as Andrew’s widow, was owed one-third of her husband’s estate and one-third of the farm’s annual income. Her profits were of course reduced by having to pay rent as the farm’s official tenant (Washington County Orphans’ Court Minutes and Proceedings Volume 1864:77–82; “Rev. Jacob Claire,” *The Baltimore Sun*, May 20, 1903:10).

The guardian’s chief duty was to ensure his wards received money for their support, maintenance, clothing, and education. These costs were paid for out of the farm’s income and several conservative investments that William T. Hamilton had made for them. With the exception of school fees, about $80 per annum was spent on each child while they were still young. In September 1860, 13–year-old Margaret was sent to the Hagerstown Female Seminary. Although it was located a relatively short distance away, she boarded at the school. Extra piano and voice lessons increased Margaret’s tuition to $204. The following year, Margaret was sent to the slightly less expensive Thorndale Seminary for Young Ladies, in Taneytown, Maryland. Academic subjects included geography, rhetoric, ancient and modern history, elements of natural philosophy, chemistry, botany, and astronomy. The requisite ornamental arts were also taught, such as needlework, drawing, and painting. Perhaps in reaction to nearby events of the war, Susan transferred Margaret to Mrs. Griswold’s School in Hagerstown. The scholastic year beginning in October 1863 brought a further change when Margaret (16) and her sister Sallie (11) were sent to a school taught by the Reverend Joseph S. Loose, about eight miles away in Greencastle, Pennsylvania. Reverend Loose had established the Cumberland Valley Institute in Mechanicsburg, Pennsylvania, in the 1850s. He closed his Greencastle School, and the Brumbaugh sisters transferred back to the Hagerstown Female Seminary, which had reopened, where they finished their educations. Sallie’s guardian petitioned the court on her behalf in 1864 to have him buy a piano for her. She picked out the most expensive, heavily carved model manufactured by Wm. Knabe & Company in Baltimore for $475 (“Cheap Pianos,” *Daily Intelligencer,* December 2, 1864:2; Washington County Orphans’ Court Minutes and Proceedings, Volume 1864:79220).

Upton was sent to the Cumberland Valley Institute in Mechanicsburg for two years (1864–1866) to study with the Reverend Oliver Ege in preparation for college. He entered Dickinson College, in Carlisle, Pennsylvania, in the fall of 1867. Upton petitioned the Court through his guardian to allow him to buy a buggy and harness. The buggy Upton had in mind would cost about $300, the same amount it cost to send him to college for a year. On April 1, 1870, Upton Brumbaugh turned 21 and reached his legal majority. Four days later his guardian was before the court submitting an accounting for Upton’s share of the estate—$834.28 (Dickinson College 1867:26–27; Washington County Orphans’ Court Minutes and Proceedings, Volume 1864:231, 834; Washington County Orphans’ Court Minutes and Proceedings, Volume 1867:99,200, 823).

The money the Brumbaugh children had inherited from their father was tied up in investments. Their share of the farm’s income was not sufficient to underwrite private school educations and pay their other bills, particularly clothing expenses as they reached adolescence. Guardian William T. Hamilton spent a good deal of time before the justices of the Orphans’ Court requesting that bill payments be postponed, even going so far as to advance funds to his wards. When Sallie Brumbaugh reached her majority in November 1870 she received an inheritance of $251.23, somewhat depleted by her expenses (Washington County Orphans’ Court Minutes and Proceedings, Volume 1864:987; Alumni Association, Franklin and Marshall College, 1897:116–117; Washington County Orphans’ Court Minutes and Proceedings, Volume 1859:176,478–479, 570; Washington County Orphans’ Court Minutes and Proceedings, Volume 1862:322. 530; Short 1994:17; Washington County Orphans’ Court Minutes and Proceedings, Volume 1859:484, 663; Washington County Guardian Accounts; Washington County Orphans’ Court Minutes and Proceedings, Volume 1864:79–80).

Upton did not graduate from Dickinson College, although he had fond memories of his time there. He was not alone. Of the 36 scholars in the Class of 1870, less than half persisted through graduation (Dickinson College Alumni, 1851–1875). By 1870 Upton was living back on the Brumbaugh farm with his mother, stepfather, younger sister Sallie and half-sister Minnie. The household also included 14–year-old Moses Wesley, a white farmhand. Upton was 21 years old and teaching school. His stepfather was the head of the household and running the farm (Census of 1870a:448, Jacob W. Clare). Margaret Brumbaugh had married William S. Martin, a local farmer, on June 7, 1865. Margaret wasted no time in claiming her inheritance when she turned 18 the following week. She received $2,682.12. The most valuable part of her inheritance would come when Andrew Brumbaugh's real estate was divided among the heirs (Washington County Marriage Index, William S. Martin, June 7, 1865; Washington County Orphans' Court Minutes and Proceedings, Volume 1864:163).

The family delayed partitioning Andrew Brumbaugh's real estate until youngest daughter Sallie turned 21 at the end of 1873. The Orphans' Court would then have no further jurisdiction over the estate. The need for ready cash could not always wait until Sallie's twenty-first birthday. In 1868 Margaret and her husband, William, took out a loan of $500 with Jacob and Susan Clare. They secured it with a mortgage based on their future share of the Andrew Brumbaugh farm. The family's partition appears to have taken place several months before the official documents were drawn up and recorded in the land records of Washington County. In February 1873, Jacob W. Clair announced that he was discontinuing his farming activities on the Henry Brumbaugh estate. He was putting his livestock and farm equipment up for sale—evidence that the Brumbaugh farm was about to undergo a profound change in its operations ("Public Sale of Valuable Personal Property," *The Herald and Torch Light,* February 12, 1873) (Figure 2.12).

The family decided among themselves how to divide the farm. Margaret and her husband, William Martin, were allotted 96 3/8 acres as their share of the real estate. Margaret's portion of the farm included a bank barn and a well. Upton and Sallie, both single, would receive 162 3/4 acres of land as equal partners. Their portion included the homestead and the farm's main outbuildings. Susan and her husband, Jacob, were conveyed 15 acres on the Hagerstown and Middleburg Turnpike (U.S. Route 11) for which they paid $1,500 to Margaret ("Mortgagee's Sale," *The Herald and Torch Light,* June 23, 1875:3; Washington County Deed Books LBN-2:401, 72:160, 200, 315–317).

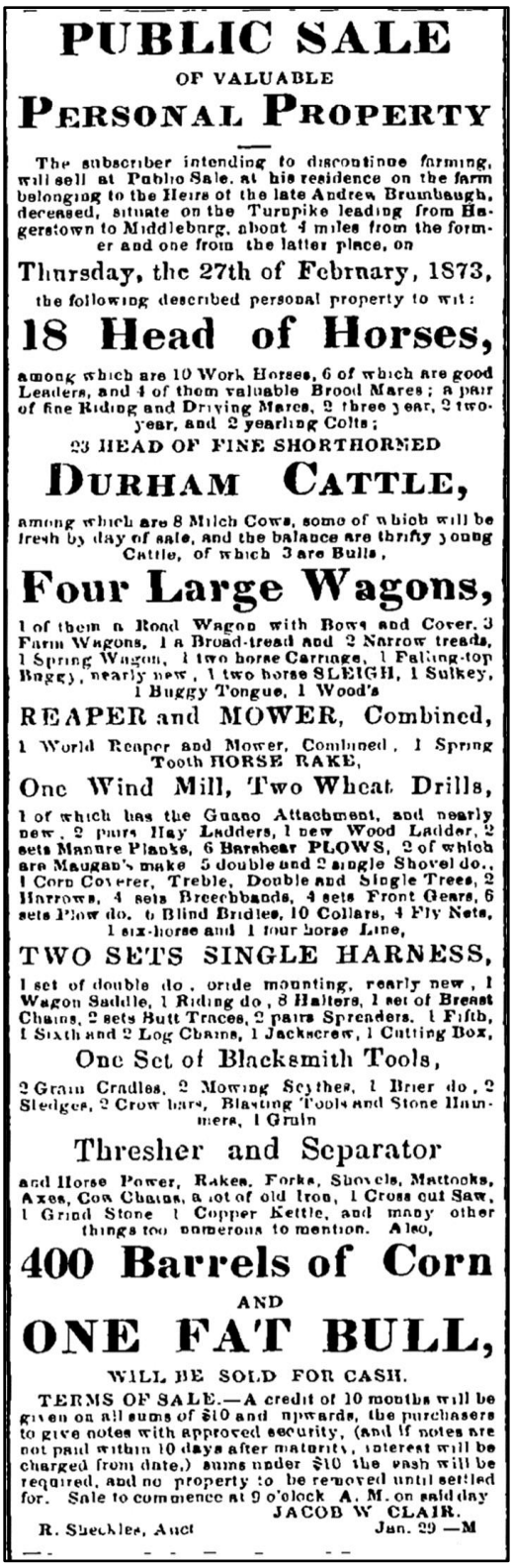

PUBLIC SALE

OF VALUABLE

PERSONAL PROPERTY

The subscriber intending to discontinue farming, will sell at Public Sale, at his residence on the farm belonging to the Heirs of the late Andrew Brumbaugh, deceased, situate on the Turnpike leading from Hagerstown to Middleburg, about 4 miles from the former and one from the latter place, on

Thursday, the 27th of February, 1873,

the following described personal property to wit:

18 Head of Horses,

among which are 10 Work Horses, 6 of which are good Leaders, and 4 of them valuable Brood Mares; a pair of fine Riding and Driving Mares, 2 three year, 2 two-year, and 2 yearling Colts;

23 HEAD OF FINE SHORTHORNED

DURHAM CATTLE,

among which are 8 Milch Cows, some of which will be fresh by day of sale, and the balance are thrifty young Cattle, of which 3 are Bulls,

Four Large Wagons,

1 of them a Road Wagon with Bows and Cover, 3 Farm Wagons, 1 a Broad-tread and 2 Narrow treads, 1 Spring Wagon, 1 two horse Carriage, 1 Falling-top Buggy, nearly new, 1 two horse SLEIGH, 1 Sulkey, 1 Buggy Tongue, 1 Wood's

REAPER and MOWER, Combined,

1 World Reaper and Mower, Combined, 1 Spring Tooth HORSE RAKE,

One Wind Mill, Two Wheat Drills,

1 of which has the Guano Attachment, and nearly new, 2 pairs Hay Ladders, 1 new Wood Ladder, 2 sets Manure Planks, 6 Barshear PLOWS, 2 of which are Maugan's make 5 double and 2 single Shovel do., 1 Corn Coverer, Treble, Double and Single Trees, 2 Harrows, 4 sets Breechbands, 4 sets Front Gears, 6 sets Plow do. 6 Blind Bridles, 10 Collars, 4 Fly Nets, 1 six-horse and 1 four horse Line,

TWO SETS SINGLE HARNESS,

1 set of double do, pride mounting, nearly new, 1 Wagon Saddle, 1 Riding do, 8 Halters, 1 set of Breast Chains, 2 sets Butt Traces, 2 pairs Spreaders, 1 Fifth, 1 Sixth and 2 Log Chains, 1 Jackscrew, 1 Cutting Box,

One Set of Blacksmith Tools,

2 Grain Cradles, 2 Mowing Scythes, 1 Brier do, 2 Sledges, 2 Crow bars, Blasting Tools and Stone Hammers, 1 Grain

Thresher and Separator

and Horse Power, Rakes, Forks, Shovels, Mattocks, Axes, Cow Chains, a lot of old Iron, 1 Cross cut Saw, 1 Grind Stone 1 Copper Kettle, and many other things too numerous to mention. Also,

400 Barrels of Corn

AND

ONE FAT BULL,

WILL BE SOLD FOR CASH.

TERMS OF SALE.—A credit of 10 months will be given on all sums of $10 and upwards, the purchasers to give notes with approved security, (and if notes are not paid within 10 days after maturity, interest will be charged from date,) sums under $10 the cash will be required, and no property to be removed until settled for. Sale to commence at 9 o'clock A. M. on said day

JACOB W CLAIR.

R. Sheckles, Auct Jan. 29 —M

Figure 2.12. Sale of Jacob W. Clair's personal property (The Herald and Torchlight, Feb. 26, 1873)

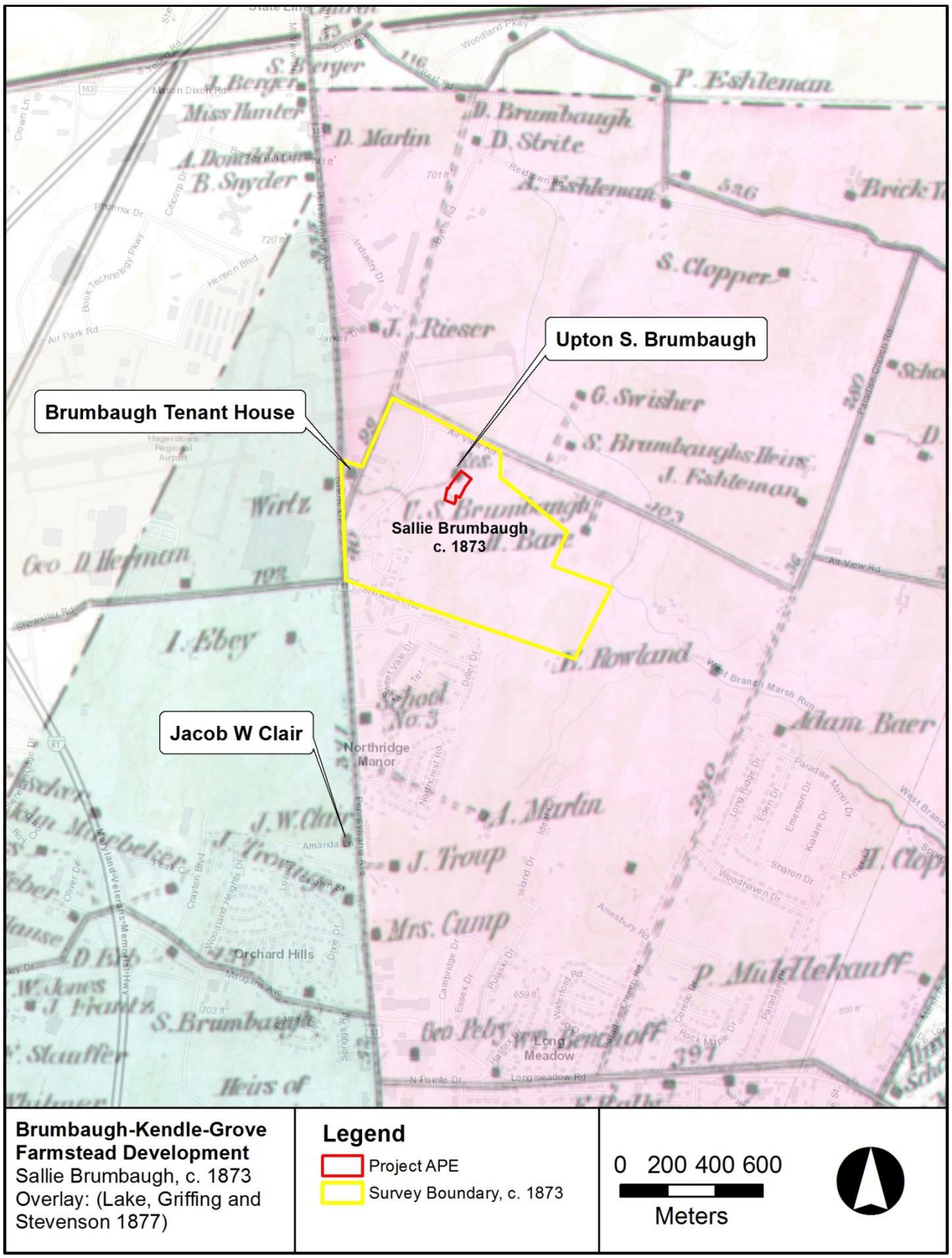

Figure 2.13. Location of the Sallie Brumbaugh Tract, c. 1873. Location of Upton Brumbaugh and Jacob W. Clair in 1877 (Lake, Griffing, and Stevenson 1877).

By June 1873 Upton had taken out three mortgage loans totaling $1,500 on his allotted portion of the farm. These loans might have provided him with the capital to operate the farm. He began experimenting with new varieties of wheat and won awards at the Washington County Agricultural Fair for his cattle. All during this period, he continued to teach at School No. 3 (see Figure 2.13) (Washington County Deed Books 72:474,627, 774; "Washington County Agricultural Fair," *The Baltimore Sun,* September 18, 1875:4; "Fine Heads of Wheat," *The Herald and Torch Light,* June 19, 1878:2; "Public School Teachers," *The Herald and Torch Light,* September 3, 1873:2).

A new landowner map of Washington County was published in 1877 (Figure 2.13). Upton S. Brumbaugh was indicated as the farm's owner. He had subscribed to the atlas's publication and therefore been included on the list of patrons. Information accompanying Upton's name on this list stated that he was a farmer with 222 acres and that the farm had been established in 1849 (Lake, Griffing & Stevenson 1877:[1]). The number of acres and the date of establishment do not appear to pertain to the Andrew Brumbaugh farm.

In 1877 Susan Lynch Brumbaugh Clare purchased twenty-nine acres of the "Spriggs Paradise" tract on the west side of the Hagerstown & Middleburg Turnpike (a.k.a. the Greencastle Turnpike) for $3,900. It was located across the road from the former Andrew Brumbaugh farm, and more particularly, the 15 acres that Jacob and Susan had bought from Margaret Martin's share of her father's farm. Jacob is illustrated on the 1877 map as "J.W. Clair" (Washington County Deed Book 76:93; Lake, Griffing & Stevenson 1877).

In 1880 Upton was 31 and teaching school, as he had been a decade earlier. He had married Catharine Stake in 1875 and the couple had one daughter. Upton and Catharine named their daughter Minnie, perhaps after Upton's half-sister, who was 17 and still living at home. Upton's father-in-law, Edward Stake, arranged for Upton to cede control over his share of the Andrew Brumbaugh farm and put it into the hands of his wife, Catharine. Upton and his family lived with his mother and stepfather on the Spriggs Paradise farm. Jacob, 53, was listed as the head of household. He was still a farmer, but had traded the responsibility of managing a farm for his step-children to operating his own small farm of 44 acres (U.S. Census of 1880a:97D, "J.D. Clair"; U.S. Census of 1880b:1, "J.W. Clair"; Washington County Deed Book 76:599).

Susan Clare and her husband, Jacob, continued to live at the Spriggs Paradise farm for the remainder of their lives. She died there on February 10, 1886. Her daughter, Margaret, had died in 1879. Margaret's husband and their five children moved in with his parents in Franklin County, Pennsylvania. Susan's son, Upton, was living in Hagerstown at the time of his mother's death. He subsequently moved to Baltimore where he was a salesman for the Myers Pump Manufacturing Company. Susan had written her will in 1875. She was concerned about her husband and daughter, Minnie. The children she'd had with her first husband had benefited from "a considerable estate," so she did not feel obligated to leave them any of her property. She left a life estate to her husband, Jacob. After his death, Susan's estate would pass to their only child, Minnie (Washington County Will Book G:450). Susan left behind a modest amount of household furnishings and five shares of Hagerstown & Middleburg Turnpike stock worth $60 (Washington County Orphans' Court Inventories of Appraisement, Volume BB:232; U.S. Census of 1880:487B, "William Martin"; Margaret Permelia Brumbaugh Martin gravestone).

Norman E. and Sallie Schindel

Sallie Brumbaugh married Norman E. Schindel on February 18, 1874. Norman had been born on the Schindel family farm two miles west of Hagerstown. He attended nearby Mercersburg College, but always pursued farming as his profession. Sallie and Norman established their home in a tenant house on the farm of Norman's parents, George and Camilla Schindel. George Schindel retired from farming by 1880 and Norman had taken charge. Norman was the head of a household in 1880 that consisted of his wife, Sallie, their two children, two young farmhands, and a domestic servant (Lake, Griffing & Stevenson 1877; U.S. Census of 1880:70C, "Norman Schindel").

In January 1880, Norman E. Schindel purchased his brother-in-law Upton's share of the Andrew Brumbaugh home farm for $4,338. To complete the transfer of title, Susan Clare sold her dower rights in the property to Norman for $1,083. Susan retained the right to use the Brumbaugh burial ground on the farm. She specified that the plot, which

was then enclosed by a stone fence, was for the use of her family and the children of Andrew Brumbaugh. She was granted a right of way through the farm. The deed also prevented the Brumbaugh family burial ground from being used for any other purpose. Norman and Sallie immediately took out a $5,000 mortgage on the farm. The following year, Sallie loaned $5,000 to her husband who secured the debt with his spousal interest in the Brumbaugh farm (Washington County Deed Books 78:567–570, 80:336).

In 1880 Norman and Sallie rented the former Andrew Brumbaugh farm to Scott Hershey, who paid his rent as a share of the harvest. Hershey, like Upton Brumbaugh, had been an active member of the Agricultural and Mechanical Association of Washington County. It is likely that Scott Hershey occupied the Andrew Brumbaugh homestead in 1880 with his wife, Mary, and their baby daughter (U.S. Census of 1880e:11, "Scott Hershey"; U.S. Census of 1880:355D, "Scott Hershey"; "Judges," *The Herald and Torch Light,* August 27, 1873:3).

Sallie died September 27, 1883, four days after giving birth to her son, George Claire, leaving behind three children: Claude Brumbaugh (7), Nellie Gertrude (5), and Richard Allen (2). She wrote a short and simple will a few days before her death. She divided her entire estate into four equal shares between her husband and three children. Her baby son did not survive. Sallie chose her father-in-law, George Schindel, to be her will's sole executor. George appointed Jacob W. Clare to be one of the appraisers of Sallie's personal estate. Besides the usual household furnishings, Sallie owned one cow and one beehive. She did not own any farming equipment or other livestock. Sallie left little in the way of debts. The largest claim against her estate was from her doctor, who presented a bill for $223.40. The only money owed to Sallie's estate was the $5,000 mortgage she had given to her husband, Norman, in lieu of his claims on the Brumbaugh farm (Washington County Orphans' Court, Minutes and Proceedings, Volume 1883:288; Washington County Will Book G:262; Washington County Orphans' Court, Inventory of Appraisement, Volume AA:334; Washington County Orphans' Court, List of Debts, Volume F:241; Washington County Orphans' Court, Docket of Claims, Volume 3:17).

Just over a week after Sallie's death, the Mutual Insurance Company of Washington County, holder of the $5,000 mortgage, took Norman to court because he defaulted on his payments. The Court ordered the mortgaged property—the Brumbaugh farm—to be sold. It was advertised as the "home farm of Andrew Brumbaugh, deceased—one of the very best in the county and of the highest quality limestone land especially adapted to the growing of wheat and corn. The improvements included "a two-story log and roughcast dwelling house, a large Brick Swisser Barn, a good well of water, a two-story Tenant House with stabling, a good wagon shed, a carriage house, a hog pen, and all other necessary outbuildings, with an excellent orchard of apple and peach trees." The sale was held in front of the Court House on November 13, 1883. Norman's mother, Camilla Winders Schindel, bought the former Andrew Brumbaugh farm for $9,927.75. It was stipulated that possession would begin on April 1, 1884, and that the grain growing in the ground there was reserved. Although the deed was solely in Camilla's name, the newspaper reported that her husband, George, had purchased the 162 3/4-acre Norman E. Schindel farm for $62 per acre (Washington County Chancery Record No. 25:458–461; "Property Sales," *The Herald and Torch Light,* November 15, 1883:3).

George Schindel was appointed to act as the Guardian for Sallie's three minor children. They were not heirs to any real estate. To safeguard their monetary inheritance, the Orphans' Court directed their grandmother Camilla to give each child a mortgage in the amount of $840.77. The interest on this loan would pay for the support and maintenance of the children during their minority. Once they were of age, they could claim the principal sum (Washington County Deed Book 86:56).

George and Camilla continued to live on their farm west of Hagerstown. No records are available to indicate whether Norman remained on the Schindel home farm or moved to the former Andrew Brumbaugh farm. In November 1884, George and Camilla Schindel conveyed a half acre lot on the east side of the Hagerstown and Middleburg Turnpike to the Washington County School Commissioners. The Commissioners built the New Eden School, a one-room brick schoolhouse where the children of the neighborhood were educated from 1884 until 1937 (Washington County Deed Book 86:492; Strite 1983:n.p.).

George Schindel died of influenza in October 1892 and his wife, Camilla, died of the same cause two months later. Their sons, Norman and Samuel Milford, inherited the entire estates of both parents. Samuel conveyed his half of the Andrew Brumbaugh farm to Norman for $8,000. This freed Norman to sell the farm to Samuel Milford Kendle on April

6, 1895 (Washington County Will Book H:466; Washington County Deed Books 101:208, 103:308; Washington County Orphans' Court, Minutes and Proceedings, Volume 1894:220–221).

Samuel Milford Kendle

Samuel Milford Kendle was born on a farm in Washington County in 1859. He married Eliza Crawford in 1877 and by 1880 the couple was living next door to his father, John D. Kendle. Samuel was listed as a [farm] laborer, presumably working for his father. The neighboring farm was owned by George Schindel (U.S. Census of 1880d:70C, "Saml Kendall"). Eliza Kendle died in 1884. The following year, he married Mary Louise "Mollie" Carty in Williamsport. They moved to a farm in Franklin County, Pennsylvania, where they remained for nine years. In 1895 Norman Schindel sold the 162 1/2-acre former Andrew Brumbaugh farm to Samuel and Mollie for $9,140.62. The farm had lost a good deal of value since being purchased by Norman in 1884. Samuel built a new home on the same spot as the old log building that had stood for "more than 100 years" on the Andrew Brumbaugh farm. He spent about $4,000 on the new house and other farm improvements (Williams 1906:1102; Washington County Deed Book 103:308).

By 1900 Samuel Milford Kendle and his wife had five children between the ages of 2 and 10. His household also included a farm laborer, Edgar G. Chapman. By 1910 another child, Ruth, had been added to the family, and Mollie's mother had come to live with them. Their former farmhand had been replaced by Ezra E. Spielman. An assessment of Samuel's property was made in the years between 1896 and 1910. His land was valued at $25 an acre, or $4,050. His improvements were worth $2,000, his furniture $125, and his livestock $502. A later assessment (1910–1917) registered a marked increase in the value of his land up to $7,695, improvements, $3,000, livestock, $1,428, additional improvements, $2,500, and an automobile in 1917, $590 (Washington County Board of County Commissioners 1896–1910:447, 1910–1917:674).

In the spring of 1914, Samuel advertised a public sale of his livestock and farming implements. The reason behind this sell-off is unclear. He had 20 horses, 30 Holstein cattle, 35 head of sheep, and 15 head of hogs for sale. In 1919 Samuel ran for County Commissioner on the platform of controlling county expenditures and supporting the public school system. His qualifications included being a progressive and successful farmer. He was not elected. Samuel's success was not limited to his farming expertise. Beginning in 1908 he made a steady income by becoming a mortgage lender. He continued to give out mortgage loans until 1931 (U.S. Census of 1900:8, "Wilford Kendel"; U.S. Census of 1910:5B, "Milford Kendel"; "S. Milford Kendle," *The Morning Herald,* November 1, 1919:11; "Public Sale," *The Morning Herald,* February 2, 1914:4:2).

By 1920 Samuel Kendle was 60 years old and retired from farming. Only Samuel and Mollie's youngest daughter, Ruth, 18, still lived at home. Caring for the farmhouse and surrounding acres did not suit the Kendles any longer. They sold off the farm in 1924 but retained a small corner lot on the Middleburg Turnpike (Route 11) opposite Showalter Road on which they built an 8–room brick house. Samuel Milton Kendle died in 1948 at the age of 88. He was survived by 3 daughters, a son, 23 grandchildren, and 40 great-grandchildren ("Deaths: Samuel M. Kendle," *Morning Herald,* January 24, 1948:16; "Executors' Sale," *Daily Mail,* February 16, 1948:15; Washington County Deed Book 224:329–ExibihitA).

Luther Grove Sr. and Luther Grove Jr.

Luther Grove Sr. was raised on his father's farm near Greencastle, Pennsylvania. He married Katie Eschleman in 1912. She was the daughter of Michael Eschleman, whose farm was located on the Marsh Pike in the Leitersburg District of Washington County. Both families belonged to the Mennonite Church. The newlyweds rented a dairy farm on the Leitersburg Pike where Luther bred Holstein-Friesian cattle (U.S. Census of 1910b:6A, "Luther Grove"; U.S. Census of 1910a:3A, "Katie Eshleman"; U.S. Census of 1920:7A, "Luther Grove"; *Mennonite Vital Records*, Luther Grove, 2015; "Important Live Stock Survey In This County," *Morning Herald,* July 14, 1919:7).

In 1917 Luther registered for the draft. He was 25 years old and described as medium height and medium build with black hair and gray eyes. He claimed an exemption from the draft based on his religious beliefs as a Mennonite (*U.S., World War I Draft Registration Cards*, Luther Grove, 1917). After 12 years of marriage, Luther and Katie Grove had

saved up enough money to purchase a place of their own. They bought Samuel Milton Kendle's 160–acre farm for $22,000 on April 1, 1924 (Figure 2.14). On the same day, they sliced off a 21–acre parcel from the farm's southeast corner and sold it to Jacob H. Risser for $3,243. Soon after moving to the Kendle farm, Luther began advertising the varieties of apples his orchard was producing, including York, Imperial, Stark, Jonathan, Gano, Roman Beauty, and Cider. He opened a stall in the Saturday Morning Farmer's Market in Hagerstown to sell his fruit. By 1930 Luther and Katie had seven children from 1 and 16 years of age. Their eighth and last child was born in 1931 (Washington County Deed Books 168:114–115; "Good Things to Eat-Apples," *Morning Herald*, October 20, 1924:9:3; "Sentiment For Switching From Saturday To Friday For City Market Seems To Be Divided," *Daily Mail,* November 17, 1959:2:4; U.S. Census of 1930:2A, "Luther Grove"; *Mennonite Vital Records*, Luther Grove, 2015).

Slavery on the Brumbaugh Farm

The records for the Brumbaugh family provide a fair amount of detail about the enslaved population that once lived on the farm. Henry Brumbaugh recorded the vital data of his slaves in his ledger alongside those of his family. Via this lens, we can see who precisely was living on the Brumbaugh farm and, in some cases, even their appearance, possessions, skills, and fates. Henry's 1817 advertisement for the return of two "dark Mulatto Men," is the first real record of slaves on the Brumbaugh farm. By this advertisement, we know that slavery was being actively practiced on the farm in the early nineteenth century. The next real record of the enslaved population is in Henry's ledger (see Table 2.4 above). The ledger lists 16 people born between 1802 and 1823, nine probable males and seven probable females based on first names. Of the males, three were sold, one ran away, and two died; of the females, two were sold, one was given to daughter Cassandra, and one died. The fates of the remaining slaves were not indicated.

In early 1817 Henry Brumbaugh advertised for the return of two "dark Mulatto Men," who had run away from his property five miles north of Hagerstown.

> *John Darby is about 25 years old, 5 feet 9 or 10 inches high, straight and well made, can speak English and German, and read English tolerably well; can play on the violin; professes to be a Methodist, can make a very good prayer, and is an excellent singer—he has been brought up to farming, and is an excellent hand. Had on and took with him, a homemade short black coat and pantaloons, a fur hat nearly new—his other clothing not recollected.*
>
> *Darby's fellow runaway,*
>
> *Harry Cain is 25 years old, about 5 feet 9 inches high, stout made, thick lips, has a scar on one side of his cheek—can read English. His clothing is a homemade short drab cloth coat and pantaloons, a fur hat nearly new—He is likewise a good farming hand. (Maryland Herald and Hagerstown Weekly Advertiser, January 1, 1817:3).*

In 1846, Andrew took over the farm. By 1850, the Brumbaughs owned 5 black slaves: two males and three females between the ages of 10 and 50. The eldest was a 50-year-old man, who was probably Tom Selser, a slave Henry Brumbaugh had listed in his ledger. Three unidentified young women, between the ages of 12 and 20, may have been born on the Brumbaugh farm. Between 1820 and 1850, federal census population schedules grouped household residents by race, sex, and age: the Brumbaugh farm averaged two or more adult female slaves and five or six children during the enumerations. In 1850 the only other male slave besides Tom living on the Brumbaugh farm was 10 years old. Likely, he was Henry Baker, a man who escaped from the farm in 1859 (U.S. Census of 1820:245,"Henry Broombaugh"; U.S. Census of 1830:148,"W. Brumbaugh"; U.S. Census of 1840:151,"Henry Brambaugh"; U.S. Census of 1850b:[6],"Andrew Brumbaugh"; Brumbaugh 1913:plate 51).

In 1848, Thomas, an orphan, joined the Brumbaugh household as a farmer's apprentice. He was bound to Andrew for eight years until he turned 21. Andrew agreed to pay Thomas $50 in 1856. Freedom dues were customarily paid to servants upon completion of their contracts. Thomas received a slightly higher amount as compensation for not receiving any schooling (Maryland Compiled Marriages, Andrew Brumbaugh, September 1, 1846; U.S. Census of 1850a:282B, "Henry Brumbaugh"; Washington County Indentures, Thomas Hanson, 1848:79).

In 1851 Andrew Brumbaugh became the master of another young African-American apprentice. Jarrett Dorsey, a Hagerstown blacksmith, bound his 15-year-old son, Robert, to Andrew as a domestic servant for the term of five years. Robert Dorsey earned $20 per year which was sent home to his mother. When Robert Dorsey completed his apprenticeship on January 1, 1856, the final year's salary would be delivered into his hands. After leaving the Brumbaugh farm, Robert got a job as a waiter in a Hagerstown hotel. (Washington County Indentures, Robert Dorsey, 1851:145; U.S Census of 1850d:156B, "Jarrett Darsey"; U.S. Census of 1860d:603, "Robert Dorsey").

In 1857 Andrew Brumbaugh owned five chattel slaves – men, women, and children that he owned for life. These included two male slaves, aged 17 and 57, and three female slaves between the ages of 19 and 27. Andrew acquired another two male slaves that year. These men were purchased for a set term of years by a deed of bargain and sale. William Dorsey was the first of the term slaves added to the farm's workforce. Andrew paid James Madison Downey $400 for eight years of William's service beginning on the first of March 1857. The relationship between William Dorsey and Robert Dorsey, if any, is unknown. Downey left Washington County soon after this transaction and moved across the Potomac River into Loudoun County, Virginia. William Dorsey labored for Andrew Brumbaugh for only six months. In September 1857, Andrew sold the remaining seven years and six months of William Dorsey's term of service to Morgan and Andrew Miller, farmers near Sharpsburg. On April 21, 1857, Andrew purchased George Gant for a term of ten years from Samuel Eichelberger for the price of $250. Two years later, the inventory of Andrew Brumbaugh's personal estate included "a black man [named] George" valued at $200. George Gant was likely the 30-year-old black man listed in the Brumbaugh's 1860 slave schedule. Andrew's plans for extending his workforce included hiring a White farmhand, but the identity of this man is unknown (Washington County, Orphans' Court, Inventory of appraisement Volume T:533; Washington County Deed Books IN-11:750, IN-12:537; U.S. Census of 1850b:[6], "Andrew Brumbaugh"; U.S. Census of 1860b:2, "Susan Brombaugh"; "Want Ad," *Herald of Freedom and Torch Light*, August 12, 1857:3)

One of the Brumbaughs' slaves in the 1850s was Henry Baker/Butler, "a slave for a term of years." After Andrew's death in 1859, Susan continued the practice of keeping slaves, owning three men between the ages of 18 and 57; and, a 26-year old woman (U. S. Census of 1860b:2). In the spring of 1859, Baker absconded from the family when the Washington County Orphan's Court authorized his sale as part of the estate of Andrew Brumbaugh. Baker had previously served 4 ½ years in a Maryland prison for stealing bread and had subsequently left the state, as required under Maryland law. But he later returned to Maryland, was arrested, and sold to the Brumbaughs for a four-year term of service. Baker was soon apprehended in Baltimore and jailed; and, after expending a considerable sum in arrest, jail, court, and medical fees, Susan Brumbaugh secured Baker's return to Washington County. And so, as punishment for the escape, Brumbaugh petitioned the Washington County Orphans' Court to extend Baker's original term of service. Undeterred, Baker spent a brief time with Brumbaugh's brother, Blackstone Lynch, before fleeing to parts unknown, taking with him some items belonging to Lynch that included an old cooking stove (Maryland State Archives 2007: 12; *The Daily Exchange*, March 31, 1859: 1; *The Baltimore Sun*, March 31, 1859: 1; Washington County 1859: 52, 1860a: 229-230; 1860b: 378-379; U. S. Census of 1850b: [6]).

The Brumbaughs also took on a number of free black laborers and apprentices. Such arrangements seem bizarre at first glance, but grow less so when one considers the variety of activities carried out on the county's farms and the impracticality of maintaining a large slave labor force to do them. Such conditions influenced Washington County farmers to make use of a variety of labor arrangements that included wage labor, apprenticeships, indentured service, term slavery, and lifelong chattel slavery. Among the Brumbaugh's free black apprentices and employees were Luther Coal, Thomas Hanson, Robert Dorsey, and Nelson Covas. The terms of Dorsey's 5-year apprenticeship included the obligation that Brumbaugh provide Dorsey "good and sufficient Meat, drink, washing, lodging, clothing, and other necessaries fit and convenient for such as servant," as well as to pay Dorsey's mother $20 annually. In return, Dorsey would serve Brumbaugh "well and faithfully" in "all such lawful business" to which he was put. And, at the completion of Dorsey's apprenticeship, Brumbaugh was required to make the final $20 payment directly to Dorsey (U. S. Census of 1850a: 566; U. S. Census of 1860a: 80-81; Washington County 1851: 145).

In 1860, Susan Brumbaugh was the head of a household that included her four children and her 21-year-old half-sister, Mary Long. Two youngsters were also a part of the household - 13-year-old William Kane, who was White, and 12-year-old Nelson Covas, who was Black. William Kane attended school, but Nelson Covas did not. Susan was listed as the owner of four slaves: a 57-year-old male (Tom Selser); a 30-year-old male (George Gant); an 18-year-

old male; and a 21-year-old female (U.S. Census of 1860a:620-621, "Susan Bumbaugh"). In August 1860, Susan made an agreement with Jacob Alexander Green, a Black laborer living in Hagerstown, to train his five-year-old son, Lewis Elias Green, as a farmer. Susan agreed to give her apprentice two sets of clothes – one for working days and one for Sundays when he reached 21. He was also promised $30 when he left. Maryland's slaves were declared free on November 1, 1864, only a few months before Congress would approve the 13th Amendment abolishing slavery. None of the chattel slaves, term slaves or apprentices were still members of the Brumbaugh household in 1870 (Washington County Indentures, Lewis E. Green, 1860; U.S. Census of 1870a:448, "Jacob W. Clare"; U.S. Census of 1870c:105B, "Jacob Green").

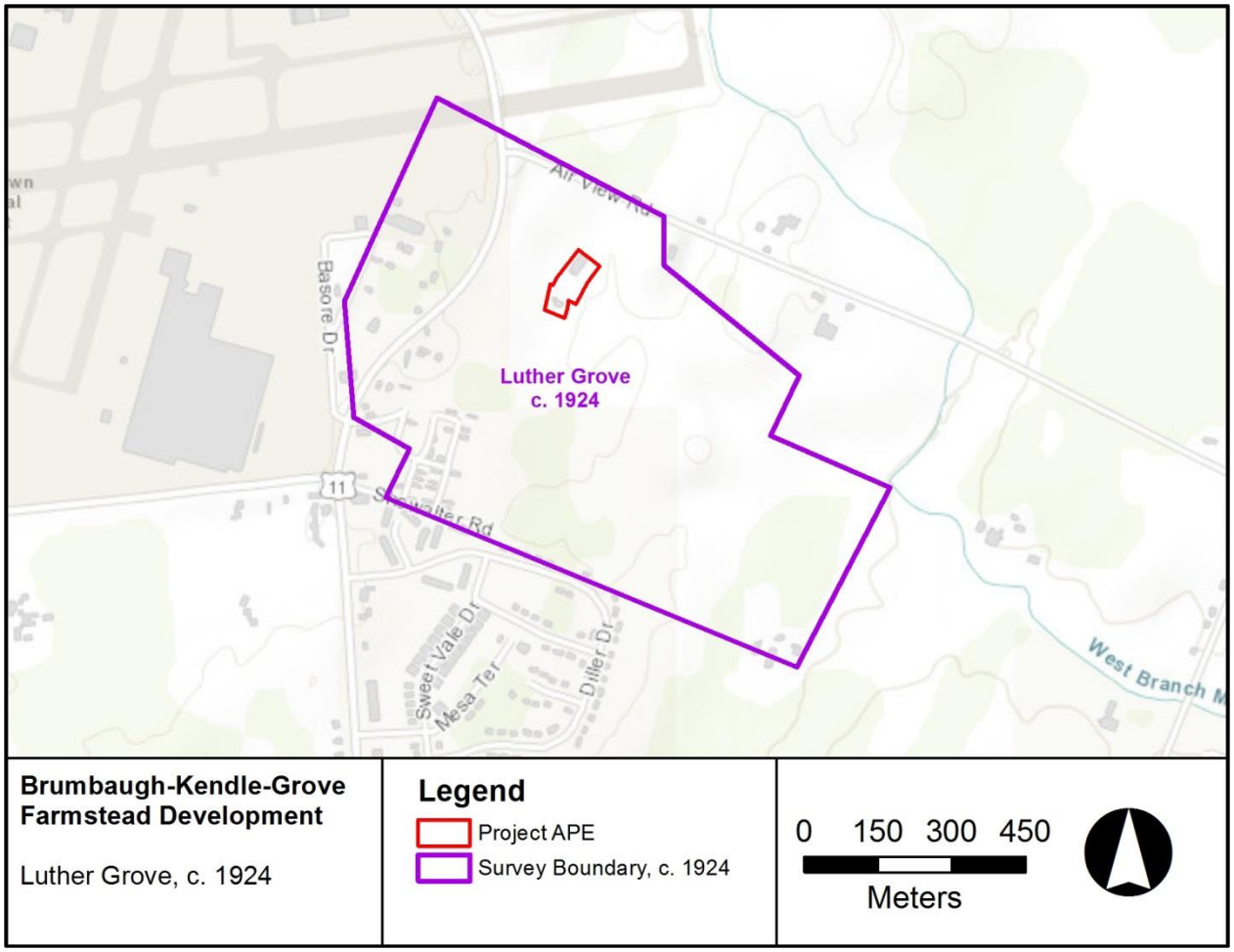

Figure 2.14. Property bought by Luther Grove

In 1926, aviation pioneers Ammon Kreider and Lewis Reisner formed the Kreider-Reisner Aircraft Company in Hagerstown. This event would have far-reaching implications for Luther Grove's farm. The aircraft company soon outgrew its facilities and in 1928 bought a farm field from a descendant of Jacob Brumbaugh Sr. on the west side of Route 11 opposite the Grove farm. Kreider-Reisner built a hangar where their airplanes could be assembled and a landing strip that became the nucleus of the Hagerstown Municipal Airport. Aircraft production expanded after Kreider-Reisner Aircraft merged with the Fairchild Aviation Corporation in 1929. In the period leading up to World War II, the renamed Fairchild Aircraft Corporation won large government contracts. The company bought 60 acres south of the airport on which a large aircraft factory was built in 1941. Luther Grove's farm was situated in the ideal location to dispose of the factory's stormwater and sewage. In 1943 Fairchild paid the Groves $3,500 for a 30-foot right-of-way to lay its drain pipes across their property. The Company also agreed to build a dry well on the Grove farm to drain some of the farm's springs; the well would be connected to the drains. Two years earlier, in 1941, the City of Hagerstown had also needed the Grove farm for its drainage flow and had condemned two rights-of-way across the

farm (Washington County Deed Book 224:327; Marston 2007; “Aircraft Industry Here Had Beginnings Three Decades Ago,” *Herald Mail,* September 14, 1953:Sect.F:1–2;“Condemnation for Drains Ordered,” *Daily Mail*, March 21, 1941:4:2; “Building Sewage Disposal Plant,” *Daily Mail,* December 1, 1943:1:3).

The Grove farm continued to operate as their neighbors across the road became a hive of activity. During the postwar era, the Fairchild Engine and Airplane Corporation became the area’s largest employer. The Hagerstown Municipal Airport and the Fairchild aircraft factory made the Grove farm’s property along U.S. Route 11 desirable for building lots. Luther and Katie capitalized on the post-war housing boom to sell their property fronting on the highway. The building lots they sold came with certain restrictions. Buildings had to be set back fifty feet from the front line. The lots were limited to residential use and the houses had to cost at least $5,000. Finally, all unattached garages could not extend beyond the rear of the dwelling (Washington County Deed Books 215:93, 281; 219:134; 235:421; 240:195; 243:662; 244:426; 246:419; 259:498; 269:227; 284:85; 329:167; 344:59; “Aircraft Industry Here Had Beginnings Three Decades Ago,” *Herald Mail,* September 14, 1953:Sect.F:1–2).

In 1950, Luther and Katie, who were in their late sixties, rented the farm to their son, Luther Grove, Jr. The farm had been in Luther Grove’s hands for more than a quarter century but he still referred to it as the “Milford Kendall [sic] farm.” Luther sold off his “full line of farming implements and machinery sufficient to farm 150 acres” at a public sale. Included in the sale were six horses (“Public Sale,” *Daily Mail*, March 4, 1950:13:4–5). In 1959, Luther Sr. conveyed the title to the farm to his son and daughter-in-law, Leona, for “natural love and affection.” Luther Grove Jr. farmed from 1950 to 1967. He and Leona moved to a home in a nearby housing development. In 1997, Luther and Leona granted the Board of County Commissioners a deed of easement for a parcel of land in the northwest corner of the farm on U.S. Route 11, an acquisition made for a runway protection zone. The following year the Groves donated the entire farm tract to the Jacob Engle Foundation, a non-profit investment and lending organization associated with the Brethren in Christ Church. The Foundation sold the farm to the Board of County Commissioners of Washington County, Maryland, the current owners, for $840,000 in 1999 (Luther Elwood Grove, Jr. obituary, 2011; Washington County Deed Books 344:276; 588:179; 1388:1075; 1435:575; 1488:570).

3. FIELD METHODOLOGY

The archaeological investigation at the Brumbaugh-Kendle Grove Farmstead was conducted in four phases plus demolition monitoring. The first phase was geophysical survey designed to identify subsurface anomalies that might present targets for later archaeological testing. The second phase was the Phase IB survey, which included a systematic shovel testing program in order to identify concentrations of artifacts or soils that would warrant further exploration. The third phase was Phase II testing, which further investigated locations identified by the geophysical and Phase IB surveys as having demonstrated potential for the possible presence of significant cultural deposits and features. Last, the Phase III data recovery effort was undertaken to retrieve as much information from the identified cultural deposits as possible to interpret life on the Brumbaugh-Kendle-Grove Farmstead. Following the archaeological investigation, an archaeological monitor observed demolition activities to record any subsurface features that might be uncovered during the earth-moving portion of the undertaking. The archaeologist took field notes (Appendix F) and new discoveries were included in the Phase III results chapter and were incorporated into the site interpretation.

GEOPHYSICAL

AECOM conducted a geophysical survey at the BKG Farmstead on October 12–13, 2017. The days of the survey were overcast with an average temperature of 62° F; the most recent rain had occurred on October 11, with 0.15 in. of rainfall. The purpose of this survey was to provide information concerning the location and depth of subsurface features that were likely related to the farmstead that would have the potential to yield archaeological data. The survey area included the yards around the extant farmhouse and one location nearer to the barn, totaling approximately 566 square meters. Two different geophysical techniques were used during this survey: ground-penetrating radar (GPR) and gradiometer.

GPR is a non-invasive survey method that uses high-frequency radio waves (microwave electromagnetic energy) to non-invasively record changes in subsurface materials. GPR is typically used as part of an archaeological survey in order to specifically identify anomalies that may be related to archaeological sub-surface features such as foundations, privies, or other shaft features. According to the 2009 USDA NRCS Ground-Penetrating Radar Soil Suitability Map of Maryland, the area of the Brumbaugh-Kendle-Grove Farmstead is rated as having low suitability (#4 out of 6 ratings) (Natural Resources Conservation Service (NRCS), 2009). This is likely due to the high clay content of the soil, which derives from the limestone bedrock. Clay can attenuate the GPR signal, reducing the depth of data recovery. As the farmstead is a historic, upland site, AECOM did not anticipate the need to find deeply buried anomalies, and the signal attenuation did not prove overly problematic to the methodology. In order to offset any data loss due to low suitability conditions, the GPR survey was paired with gradiometer in order to refine the geophysical survey results. The gradiometer essentially reads the magnetic signature of the ground and surrounding environment. Anomalies on historic sites are often due to ferrous objects such as nails or hardware, fired bricks, which possess thermoremanent magnetism, or landscape features such as ditches, which produce a signature related to the concentration or depletion of topsoil, which has a higher magnetic signature than subsoil.

In order to maintain spatial control over the geophysical survey and subsequent archaeological testing, six geophysical grids were established in high-interest areas that were chosen based on GIS-based historical cartographic analysis, historical data and images, recent archaeological survey results, and field conditions. Due to the fact that the cornfields had not been cut, the geophysical survey could not be extended into the agricultural fields as originally proposed. Vegetation within the yards was removed as best as possible by cutting overgrowth down to no more than 2 in. above ground surface. It was decided to use the metric system both during the geophysical survey and during excavation so as to maintain a consistent grid across all survey phases, thus ensuring the rapid and accurate identification of high probability areas.

The GPR survey was undertaken using a GSSI SIR-4000 Data Acquisition System with a 400MHz antenna; this system is registered with the FCC under CFR 47, Part 15. A 400MHz antenna has a depth range of 0–3.65 m, depending on the nature of the soils, and is typically the best antenna choice for archaeological survey. Due to the clayey nature of the soil, depth penetration averaged around 1.1 m. The 400MHz antenna and SIR-4000 data collector are mounted on a Utility Cart and utilize odometer-triggered collection of data; the measured collection of data allows for the creation of grid-based 3D renderings of the data as well as the accurate relocation of subsequently identified anomalies. Data lines were collected at a 50-cm interval in a unidirectional pattern. Grids 1, 3, and 4 were collected east to west. Grids 2 and 5 were collected north to south. Anomalies were noted in the field as well as post-fieldwork by examining the GPR data within RADAN 7 software. Identification was made utilizing 2D profiles of the data, as well as 3D renderings of each grid, allowing “slices” at different depths to be viewed. Anomalies are identified by the geophysicist as patterns in the data that do not appear natural, such as linear, circular, and rectangular features. The locations and depth of each anomaly were recorded in metric units in order to tie back into the grid system.

The gradiometer survey was undertaken using a Geometrics G858-G Cesium Vapor gradiometer mounted on a utility cart. Magnetic gradiometer data were collected in a unidirectional pattern within the same GPR grids. All grids were collected in the same direction as the GPR data except for Grid 3; due to the cart and corn stalks within the adjacent agricultural field, it was more effective to collect the data north to south. All gradiometer data were processed with Geometrics MagMap 2000 software and exported as a raster file and imported into ArcGIS for interpretation and display. This enabled archaeologists to identify anomaly targets by real-world coordinates enhancing their ability to quickly locate these anomalies for ground-truth testing.

PHASE I

The Phase IB survey of the study area was undertaken to identify the locations of high-density artifact clusters that might be indicative of features and structures. A 7.5-m grid was laid out across the site, using the same datum and grid established for the GPR and gradiometer surveys. Ninety-eight pre-plotted shovel test pits (STPs) were laid out on this grid, encompassing the field and yard around the standing house and barn. Shovel tests were 57 cm in diameter and excavated to a maximum depth of 1 m. Where possible each test was excavated 10 cm into sterile subsoil to confirm that the deposit was natural soil. All excavated soil was screened through 1/4-in. wire mesh to maximize artifact data recovery. Soil and sediment colors were identified using the Munsell classification system for soil color, and texture, composition, and structure of the deposits were documented (Appendix D). When present, intact soils were labeled with the appropriate soil horizon designations. The soil profile depths observed were recorded on an AECOM standard STP log form, which included level depths, soil color, soil composition and structure, and any recovered cultural material. STP locations were spatially recorded using an EOS Arrow 200 RTK GPS connected to a field tablet computer running a Fulcrum custom-made data-collection application. Using this system the center point of the shovel test was recorded with an accuracy of around 2–5 cm in both vertical and horizontal directions. Pre-plotted STPs were not excavated within the macadamized driveway or on top of a concrete pad that runs the length of the barnyard; these areas were, however, pedestrian surveyed and examined during mechanical excavation.

PHASE II

The Phase II investigations at the BKG Farmstead site were undertaken after the geophysical and Phase IB STP surveys were completed and included the excavation of test units (TUs) and mechanical trenches (Appendix E). This survey focused on testing geophysical anomalies and high-density artifact clusters as identified by the preceding surveys. All of the TUs and trenches excavated during this phase of the survey were plotted on the same metric grid as was used during the geophysical and Phase IB surveys. A total of 46 TUs was excavated across the site during the Phase II field effort. The MHT-approved Data Recovery Work Plan stipulated 50 1 × 1 m test units totaling 50 m^2 of surface area. The sizes of the 46 TUs excavated varied but covered a total of 53.6 m^2. Five mechanically excavated trenches covered an additional 80.5 m^2.

During the Phase II investigation, TUs were hand-excavated to a depth of 10 cm into natural subsoil or to natural bedrock. All excavated soil was screened through 1/4-in. wire mesh to maximize artifact data recovery. Soil and sediment colors were identified using the Munsell classification system for soil color, and texture, composition, and structure of the deposits were documented. When present, intact soils were labeled with the appropriate soil horizon designations. The soil profile of at least one wall of each unit was mapped and, where necessary, a plan view drawing was created to record delineated features or context interfaces. In addition to traditional profile mapping through measured drawing, each soil profile was digitally photographed with a photo scale. This provided a useful check and balance to ensure accuracy when identifying the stratigraphy of each trench. Trench locations were spatially recorded with a Topcon GTS total station or in some cases via an EOS Arrow 200 RTK GPS connected to a field tablet computer running a custom-made data-collection application. The four corners of each trench, as well as features within the trench, were recorded with an accuracy of less than 1 cm in both vertical and horizontal directions. Using a custom camera rig, which auto leveled the camera via gravity, each unit was documented in planview before closing or when a feature was encountered.

A context system was utilized to record stratigraphic information during both the Phase II and Phase III excavations. Each unique deposit or soil/sediment was assigned a context number, and its description both in terms of Munsell soil color, texture, inclusions, and artifact content was recorded. Many of the identified contexts were part of features. A feature could be comprised of a number of contexts, including structure and successive fill deposits. A feature was therefore considered an aggregate of multiple contexts, though in some cases a feature could be composed of a single context. More complex features such as foundations often included several contexts under the umbrella of a single feature number. Using this method the walls of a foundation were held apart from the interior room fill or builder's trench fill while still acknowledging that they were all part of the same feature complex.

PHASE III

The Phase III data recovery for the site consisted of the mechanical removal of topsoil down to natural B-horizon and the subsequent delineation of subsurface features. Mechanical excavation was accomplished using a backhoe equipped with a 36-in. wide flat blade bucket. Under the direction of archaeologists, the backhoe removed incremental strips of soil until natural B-horizon was encountered. The soil from backhoe trenches was not screened, and no artifacts were collected unless there was a compelling reason to do so (e.g., a historic-period feature was inadvertently breached or a historically significant deposit was being removed in bulk). Once an area had been stripped, a team of archaeologists cleaned the surface using hoes and trowels so as to increase the contrast between the soils and enable the delineation of cultural features. Each feature was then assigned a number and was then mapped, plotted using a total station, and photographed. A plan view camera rig was employed in combination with a series of orange colored pins that denoted the center points and corners of features. These pins had been shot in using the total station. This process allowed for the plan view photographs to be used for photogrammetry within ArcGIS enabling large photomosaics of the excavation to be compiled in addition to traditional mapping. All features were digitally mapped using GIS.

Once the floor of a trench had been cleaned, mapped, photographed, and plotted, the delineated features were excavated. Features were bisected so that a cross-section of the feature profile could be obtained. This cross-section profile was drawn, and then a profile photo was taken. Following the bisection, the remaining portion of the feature was excavated down to natural subsoil.

4. GEOPHYSICAL SURVEY RESULTS

A total of six geophysical grids of data were collected (Figure 4.1). Grid 1 (11 × 7 m) occupied the bulk of the northern lawn between the house and the driveway; a surficial path traversed the grid diagonally in between the porch and the well. Abutting Grid 1 to the east was Grid 2, a 9 × 23 m block that encompassed the entirety of the east lawn, bounded to the north by the well, east by the driveway, to the south by the cornfield, and to the west by the house. Grid 3 (4 × 21 m) was in the southern side yard, in between the house and the cornfield. A buried metal pipe was noted across the grid, traveling from the house out to the cornfield. Grid 4 (7 × 14 m) was located to the west of the house, in the backyard. Grid 5 was a small, 4 × 9 m grid adjacent to Grid 4, located to the west of the summer kitchen/wash house. Grid 6 was an 8 × 8 m survey block located to the south of the barn complex and just north of the former stream drainage. Grid 6 was the only survey block not located around the standing house; only gradiometer data was collected within this grid. The orientation of most of the grids was aligned to the orientation of the house, and the size of each grid varied depending on the size of the yards. All measurements for the geophysical survey and any identified anomaly locations for archaeological testing were made from the grid corners, allowing for the archaeologists to use the same grid to locate areas for testing. The locations of grid points were collected using an *Eos Arrow series* GPS and flags were left at the grid points to measure off of during the archaeological survey. While the archaeological survey did reference the geophysical survey grid in order to establish the location of GPR anomalies, the spatial recordation of archaeological data was accomplished using a total station.

A total of 21 anomalies were identified within the six geophysical grids (Table 4.1). Of these, 12 were recommended for archaeological testing. Anomalies 1–4, 6–7, and 12–17 were all sampled as part of the Phase II effort. The remaining 9 anomalies were not investigated as part of the Phase II effort as they were determined to represent only small pieces of metal or bedrock outcrops.

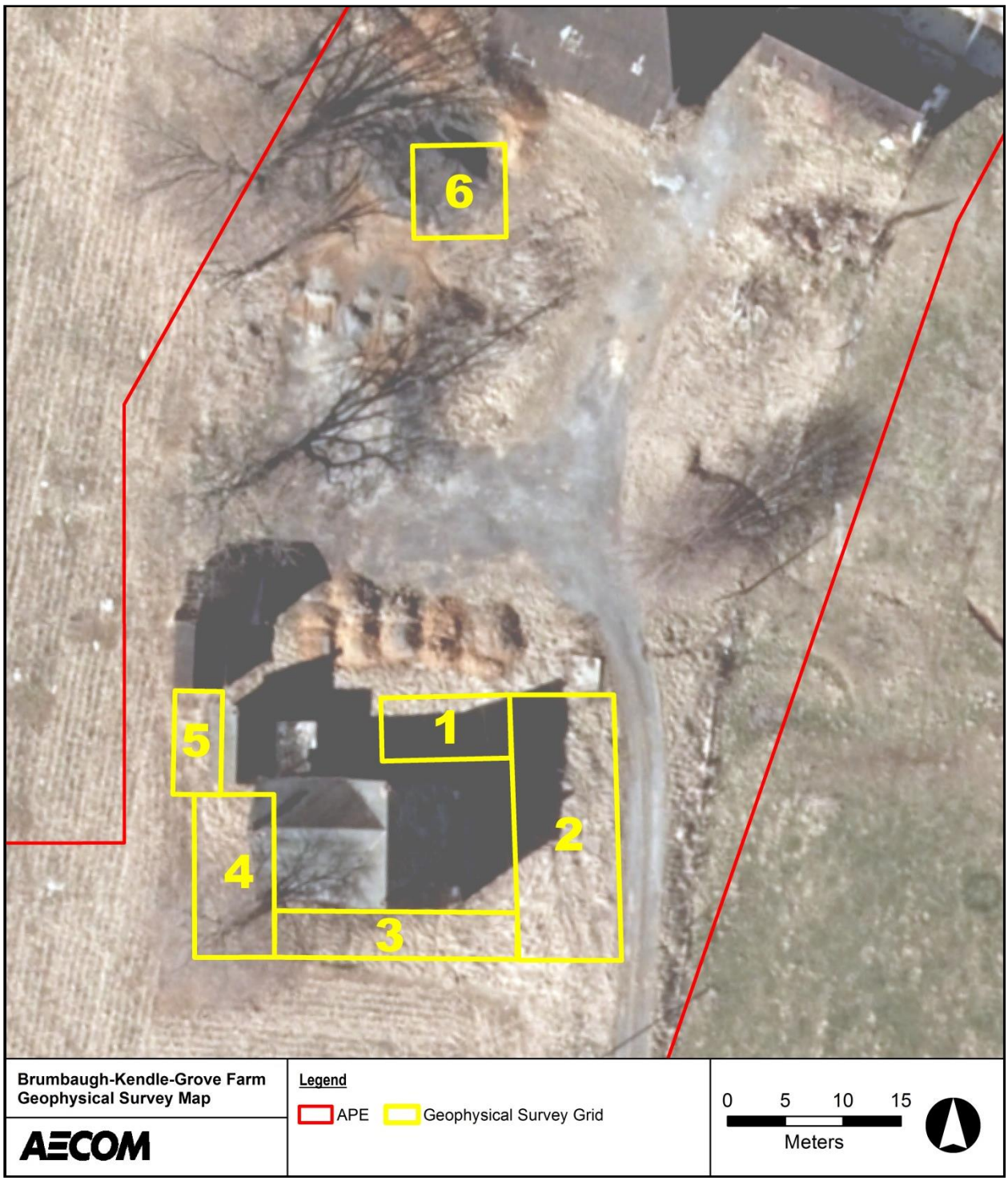

Figure 4.1. Geophysical survey grid.

Table 4.1. Geophysical Anomalies

Anomaly	Method	Grid	Depth (cm)	Survey Stage	Description	Interpretation
1	GPR	1	35–60	In field	Circular feature approximately 2 meters across with bright, flat reflector	A possible capped shaft or shallow pit
2	Gradiometer, GPR	1, 2	40–60	Test unit	Linear feature running diagonally from house to eastern side of Grid 1	Identified in field prior to advanced processing of data; first appears in 37cm timeslice
3	GPR	1	35–45	Post-processed	Linear feature approximately 1.5 meters wide, trending NW to SE in the western part of Grid 1	Possible pathway or shallow trench
4	GPR	1	50	Post-processed	Rectilinear feature approximately 2.5 meters square	Possible rock feature, but unknown function
5	GPR	2	Enter	Post-processed	Deep strong hyperbola	Utility along road
6	Gradiometer	2	N/A	Post-processed	High positive anomaly	Possibly related to a gate associated with the extant pathway
7	Gradiometer	2	N/A	Post-processed	High positive anomaly	A large piece of metal by the cornfield
8	Gradiometer	2	N/A	Post-processed	Small dipole	Small piece of metal
9	Gradiometer	2	N/A	Post-processed	Small dipole	Small piece of metal
10	Gradiometer	2	N/A	Post-processed	Small dipole	Small piece of metal
11	Gradiometer	2	N/A	Post-processed	Small positive anomaly	Small piece of metal
12	GPR	3	25–60	In field/post-processed	Linear feature running from house to cornfield	Thought to be drain pipe trench
13	GPR	3	35–60	Post-processed	Area of stronger reflectors with a clear linear break from undisturbed front yard	Possibly fill or bedrock
14	GPR	3	20–50	Post-processed	Circular feature approximately 50cm in length and 50cm deep	Pit feature or former shovel test
15	Gradiometer	3	N/A	Post-processed	A large area of magnetic disturbance	Partially if not fully related to the drainage pipe visible at the surface (thought to be related to anomaly 12)
16a & 16b	GPR	3	25–45	Post-processed	Hyperbolas in rough linear/broken alignment	Extension of foundation
17	GPR	4	10–70	In field/post-processed	1.5 meter-wide pit with strong hyperbolas delineating the feature's edge	Pit feature
18	GPR	4	25–80	Post-processed	Deeper strong reflector	Possible stone feature or bedrock
19	GPR	4	45–60	Post-processed	Deeper strong reflector	Possible stone feature or bedrock
20	Gradiometer	4	N/A	Post-processed	A large area of magnetic disturbance	Historic debris
21	GPR	5	20–50	Post-processed	Deeper strong reflector	Most likely bedrock

GRID 1

The GPR data within Grid 1 (Figure 4.2) showed several areas of interest for archaeological testing. Below the surficial timeslice that showed the diagonal pathway from the house to the well, only about 60–70 cm worth of data was visible in the profile before the signal was attenuated. A large anomaly (Anomaly 1) was present in the center of the grid at approximately 35–60 cm below ground surface (bgs). This was identified during the field survey for archaeological testing. The anomaly measured approximately 2.5 m across with a strong, relatively flat reflector (Figure 4.3). This was only one of two locations around the BKG farmhouse with the potential to be some sort of shaft feature, though it would have been quite large for a shaft. TUs 1, 2, and 3 were excavated within Grid 1 prior to processing the GPR data in the office. TU 1 was placed over Anomaly 1 and encountered levels of fill and bedrock. TU 3 encountered a utility pipe (Anomaly 2). Following full data processing with RADAN and after discussing the results of the TUs with the principal investigator, a test 5–6 m from the house and around 8.5 m from the eastern grid line was recommended in order to test both Anomaly 3 and 4 where they overlapped. These anomalies had a similar signature to Anomaly 1, but they were rectilinear and did not follow the trend of the bedrock. The gradiometer data (Figure 4.4) revealed little except interference related with the house and internal utilities as well as the buried metal pipe in the southeast corner of the grid (Anomaly 2) encountered in TU 3.

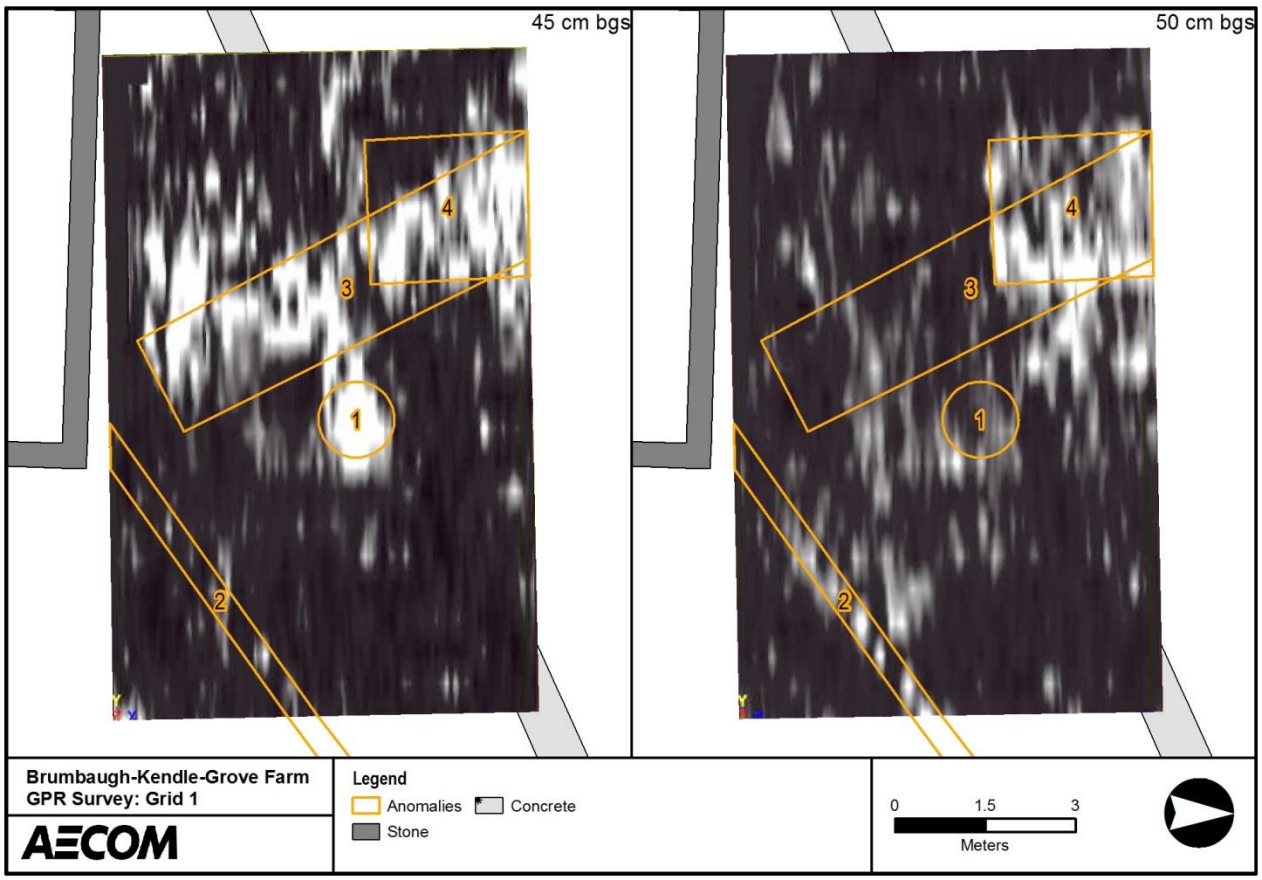

Figure 4.2. GPR data from Grid 1 displayed from depths of approximately 45 and 50 cm bgs showing identified Anomalies 1–4.

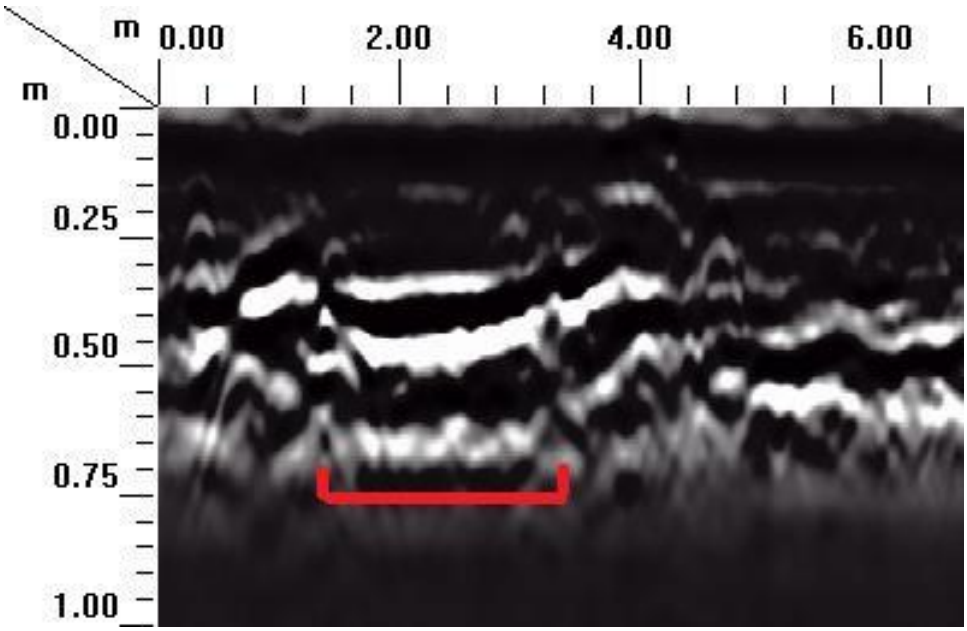

Figure 4.3. GPR data profile of Anomaly 1.

Figure 4.4. Gradiometer data from Grids 1–6.

GRID 2

The GPR data within Grid 2 (Figure 4.5) showed that the southern portion of the front yard had been undisturbed. The northern third of the yard, just beyond the house footprint and toward the well, appeared to be infilled in order to level the yard. A possible wall identified during shovel testing in the northeastern corner of the grid immediately adjacent to the well was not visible within the surrounding fill in the GPR data. Anomaly 5 was identified as a possible utility located along the roadside (Figure 4.6). No anomalies were identified for archaeological testing in Grid 2 based on the GPR data.

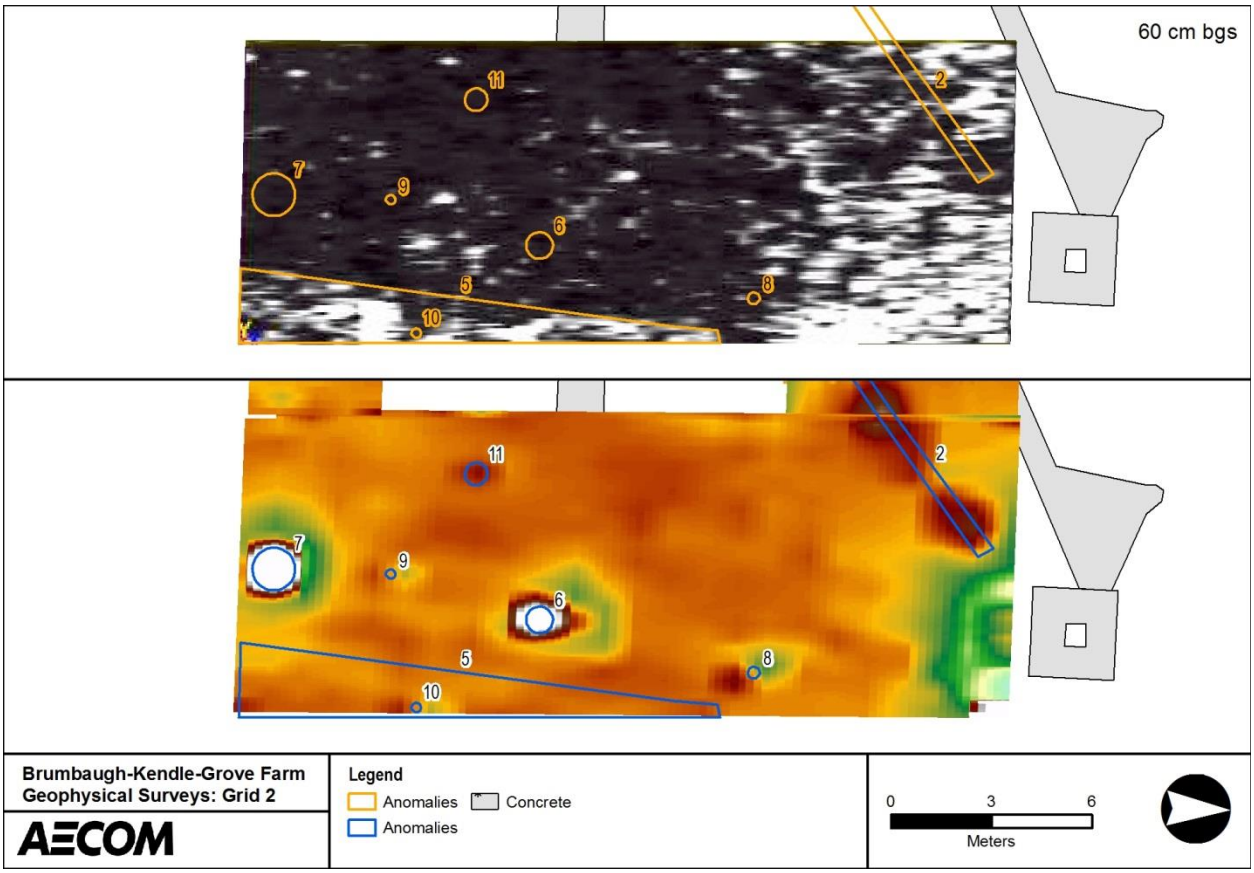

Figure 4.5. Gradiometer and GPR data from Grid 2 showing identified Anomalies 5–11. GPR data displayed from a depth of approximately 60 cm bgs.

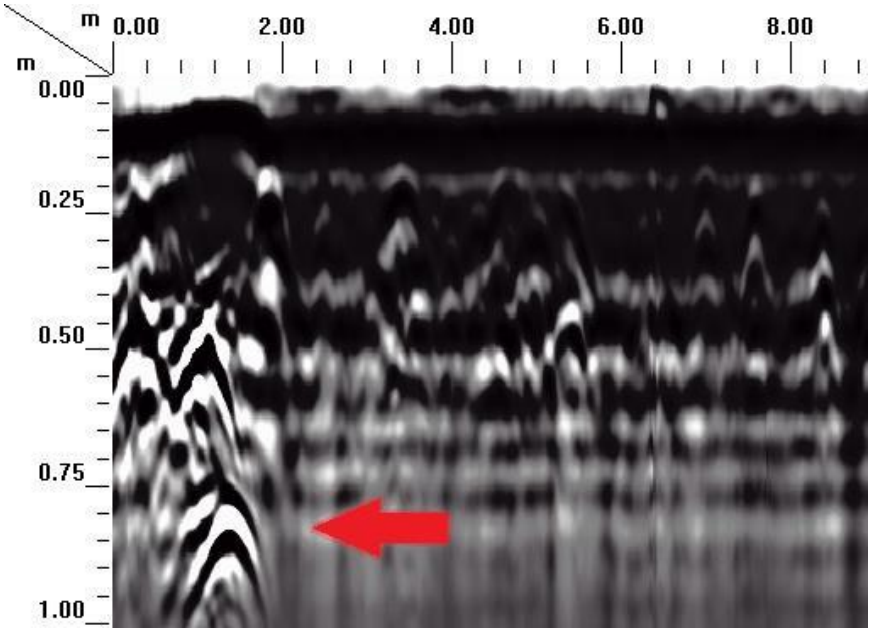

Figure 4.6. GPR data profile of Anomaly 5.

Gradiometer data (see Figure 4.5) showed the metal pipe (Anomaly 2) traversing between the well and the house in the northwestern corner of the grid. Six additional metallic signatures were identified by the gradiometer survey. Two of these were indicative of relatively large pieces of metal: one near the extant pathway (Anomaly 6) and one nearer to the cornfield (Anomaly 7). Three smaller anomalies were also identified as subtle dipoles (Anomalies 8–10). A small magnetic anomaly of only 45 gammas was also noted (Anomaly 11). Anomalies 6–10 are likely related to discreet ferrous historical objects related to the farm.

GRID 3

Grid 3 (Figure 4.7) was a thin strip of the yard to the south of the house. A linear anomaly was noted during the field survey, running from the house to the cornfield; this coincided with a visible pipe extending up from the ground and attached to the house. This pipe seemed to be a drain pipe leading out to the cornfield. At first glance of the processed data, the linear anomaly (Anomaly 12) was clearly visible and was assumed to be the drain pipe trench. A clear linear contact between an undisturbed area adjacent to the front yard and an area of stronger reflectors (Anomaly 13) was noted and was surmised to be a fill episode or another bedrock outcropping based on testing results elsewhere around the house. A small feature was also noted approximately 4 m south of the grid line along the house and 0.5–1.0 m from the western edges of the grid. This anomaly (Anomaly 14) was approximately 50 cm deep and 50 cm wide and had the appearance of a pit. It was the only anomaly noted within this grid that had any depth to it.

A large area of magnetic disturbance (Anomaly 15) was identified during the gradiometer survey, approximately halfway across the grid (see Figure 4.7). This was unsurprising due to the visible metal pipe attached to the house in this area. Within Anomaly 15, one strong positive reading was located nearer the house, and two were nearer to the cornfield. It was unclear if all of these were related to the drainage system or if these were caused by discrete objects.

During the testing of the western positive reading within Anomaly 15, a stone foundation was uncovered. Anomaly 12, thought to be associated with the drain pipe trench that had been clearly visible in the field was actually 2 m west of the pipe trench. Another look was taken at the data and associated measurements, and the location of the drain pipe trench was found to be deeper and associated with the eastern two positive readings in Anomaly 15. A second look was recommended for Anomaly 13 as potentially relating to the newly found foundation due to the clear linear eastern boundary. A broken line running west from the identified wall was identified as a possible extension of the foundation (Anomaly 16a and 16b) (Figure 4.8).

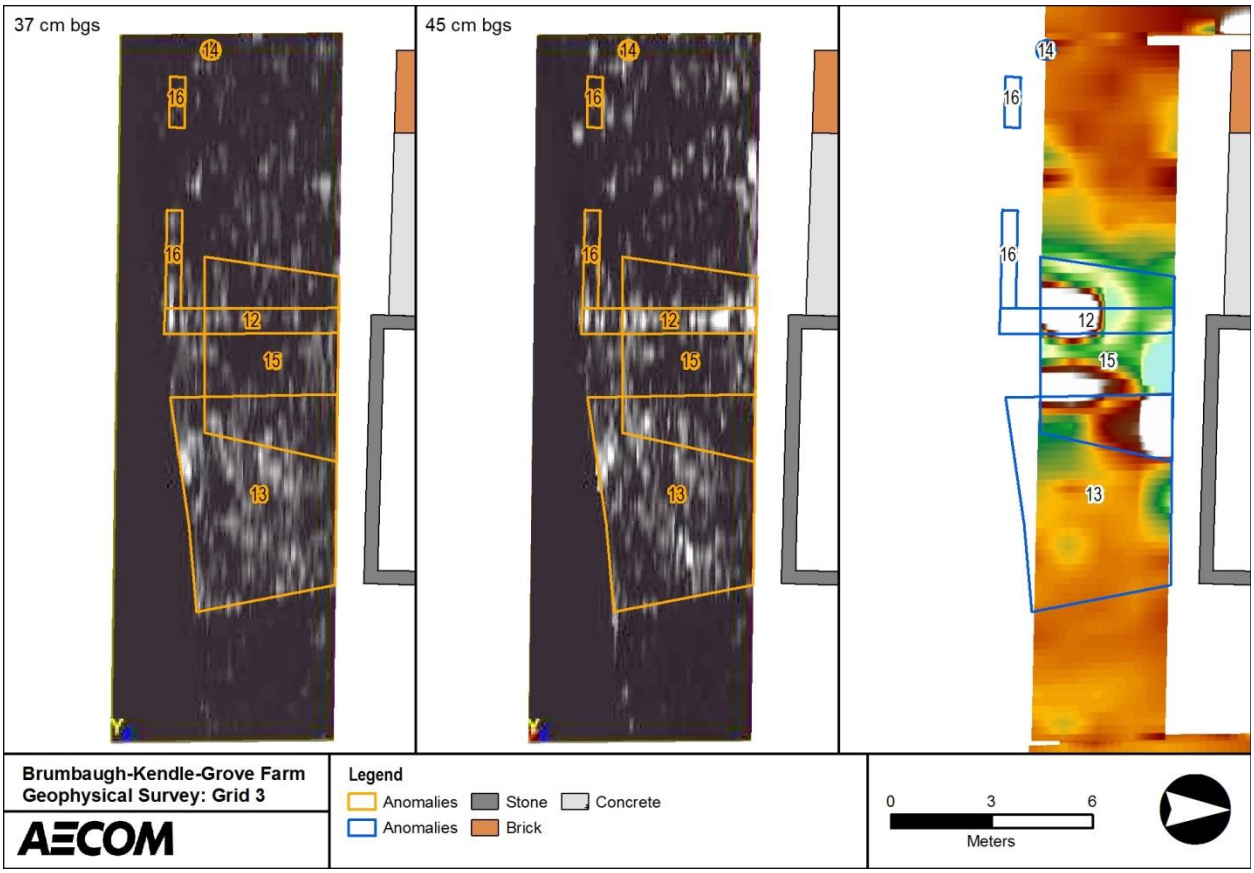

Figure 4.7. Gradiometer and GPR data from Grid 3 showing identified Anomalies 12–16. GPR data displayed from a depth of approximately 37 and 45 cm bgs.

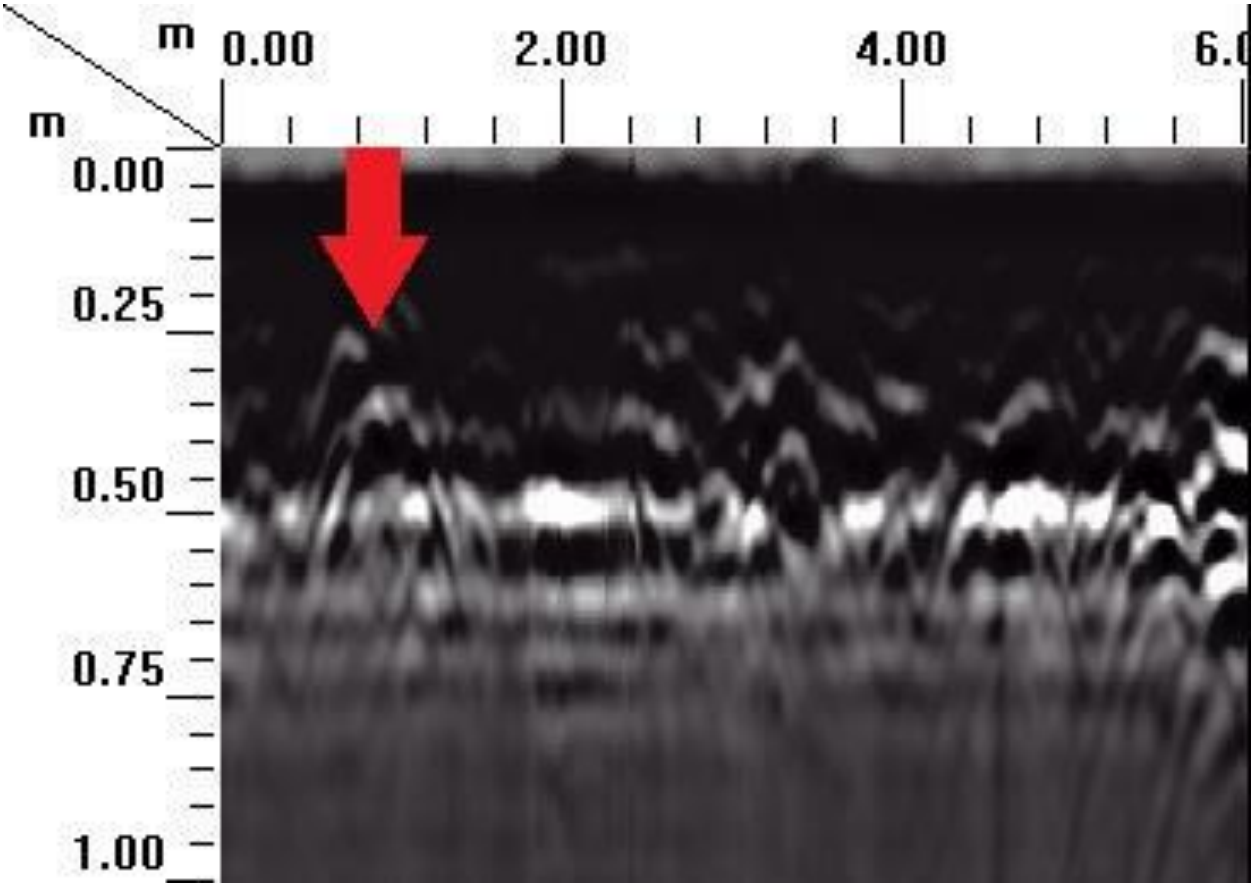

Figure 4.8. GPR data profile of Anomaly 16.

GRID 4

Grid 4 (Figure 4.9) appeared to have the highest potential for a shaft feature due to its location behind the house. Anomaly 17 was identified in the field as the most likely to be a shaft feature based on its size and signature (Figure 4.10). It was located approximately 1.5 m west of eastern grid line (along the house) and 2.8–4 m from northern grid line (along the wash house). It appeared to be a 1.5-m-wide pit with strong hyperbolas delineating the edge of the feature near the surface. A relatively deep anomaly (Anomaly 18) was located 4–4.5 m west of the house and 2–6 m south of the washhouse, and a third anomaly (Anomaly 19) was located 6 m west of the house and 6.4–7.8 m from the washhouse, at a depth of approximately 60 cm bgs. Both of these were the only other areas with any depth beyond 50 cm bgs, but the signatures were similar to those already identified as bedrock. The gradiometer data indicated a fair amount of ferrous debris (Anomaly 20) was located in the backyard close to the house in and around the area of Anomaly 17.

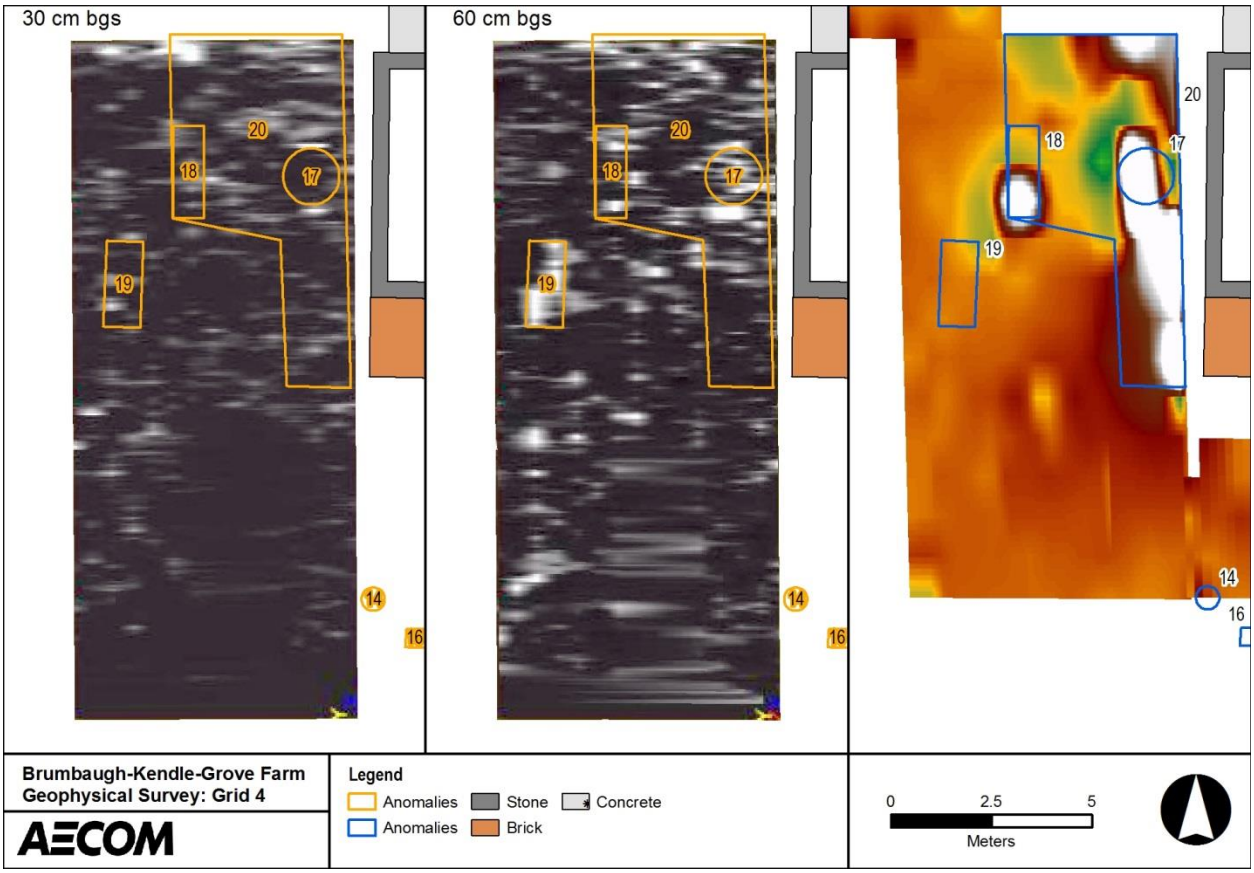

Figure 4.9. Gradiometer and GPR data from Grid 4 showing identified Anomalies 17–20. GPR data displayed from a depth of approximately 30 and 60 cm bgs.

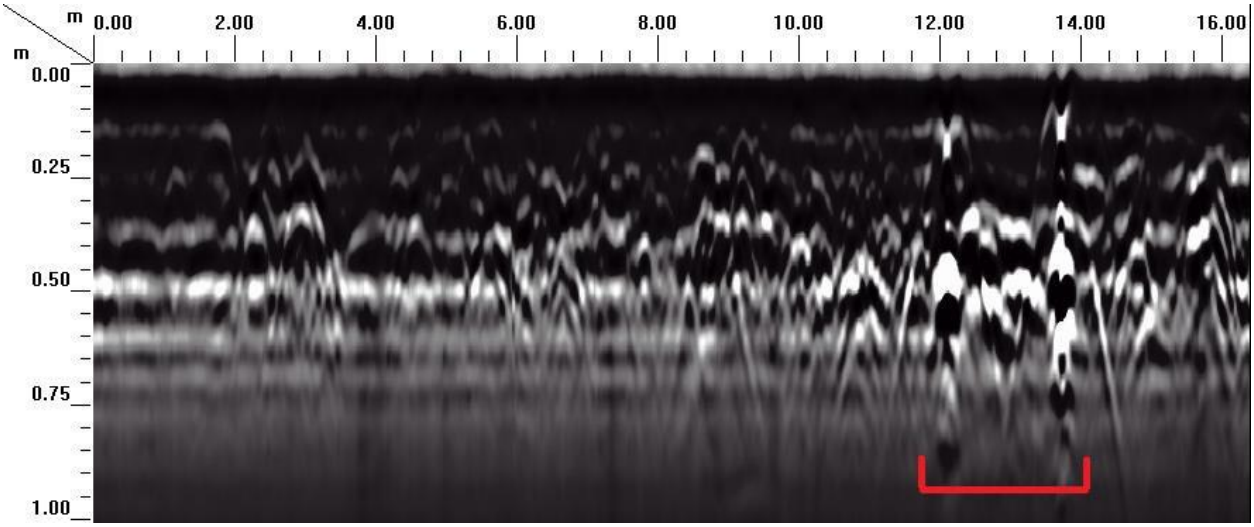

Figure 4.10. GPR data profile of Anomaly 17.

GRID 5

Grid 5 (Figure 4.11) appeared to be thoroughly disturbed with no anomalies identified as potentially cultural. One anomaly was located in the center of the grid but was identified as most likely bedrock. The gradiometer data indicated something ferrous associated with the washhouse, but nowhere else in the grid.

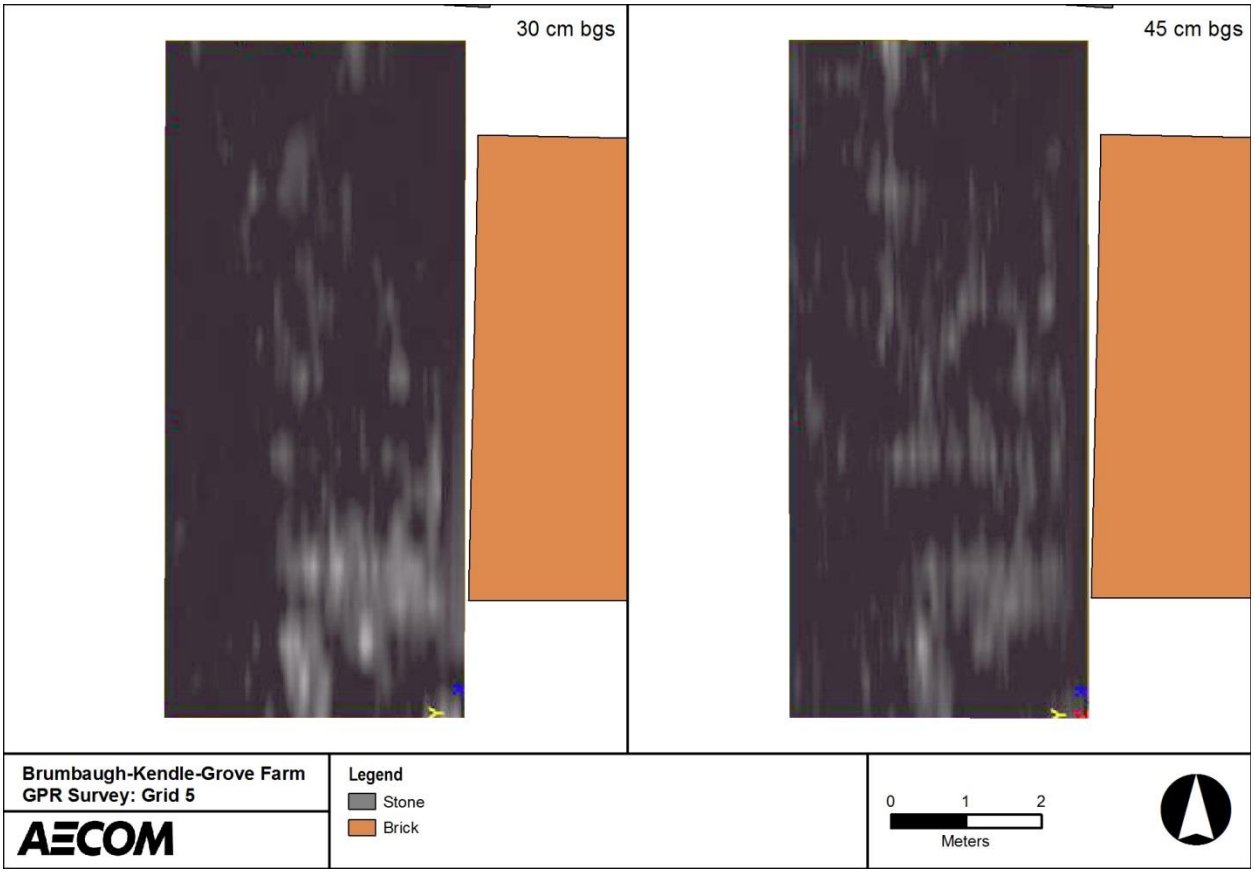

Figure 4.11. GPR data from Grid 5 displayed from depths of approximately 30 and 45 cm bgs.

GRID 6

Grid 6 (see Figure 4.4) was only surveyed utilizing the gradiometer. A quick walkover with the GPR in the area between the barn and the house indicated heavy disturbance and alteration of the landscape. The gradiometer data indicated the existence of a large piece of metal approximately in the center of the grid. This was not recommended for archaeological testing.

RESULTS

The results of this survey were mixed. Interpretation of the data retrieved from this survey was consistently hampered by the presence of clay fill, natural bedrock outcrops close to the surface, and the generalized use of natural bedrock fragments to level and landscape the yards around the house. This created noise that reduced the clarity of some of the interpretations. In Grid 1, most of the strong reflectors were related to clay fill and bedrock outcrops. Despite the difficulties posed by the bedrock, however, the GPR data did provide some utility in identifying historic features. The most notable feature occurred in Grid 3 where both the east and west walls of Feature 6 were identified by GPR

(Anomalies 12, 14, and 16). The GPR also identified a large anomaly (Anomaly 13) that was eventually determined to be Feature 95, a cobbled pathway to the east of Feature 6. Such cobbled features were also present in Grid 1 and 2 on the north side of the house, but the frequent protrusions of bedrock and bedrock within the fill levels in this area presented too much noise to allow for a clearly delineated picture of this feature. Despite the attempts to locate the privy associated with the house, neither Anomaly 1 nor 17 turned out to be a shaft feature. Anomaly 17 was a deep fill within a natural bedrock break; the strong hyperbolas lining it were due to sheet metal lining the edge of the fill.

The gradiometer data provided several targets in Grid 2 and Grid 3. These proved to be the remains of a former clothesline. While not terribly interesting in its own right, the investigation of Anomaly 15 (clothesline pole) in Grid 3 led to the discovery of the east wall of Feature 6, a large, early foundation. The drain pipe visible during the geophysical survey and within the data connected the house to a septic tank housed in an old cistern to the south of the house. The gradiometer targets in Grid 4 proved to be buckets of cement used as footings.

Perhaps the greatest frustration to feature identification using geophysics was agriculture. At the time of the geophysics survey, the fields to the south and west of the standing house were still under cultivation. As these cornfields were still being used it was not possible to cover the area using GPR. As subsequent excavation would prove, these areas on the edge of the cornfield near the house contained myriad features and foundations that would have been readily identified by the GPR, but because those areas were not available for examination during survey, such features were not identified until much later, during mechanical stripping.

5. PHASE IB SURVEY RESULTS

The Phase IB survey included a total of 100 shovel test pits (STPs) set at 7.5-m intervals across 12 north-south running transects (Figure 5.1). The STPs were identified by their grid coordinates, with the easting as the transect designation, in order to maintain a standard identification paradigm across all phases of excavation. Each such transect, discussed below, provides a cross-section of the area of potential effect (APE). Of the 100 pre-plotted STPs, 53 were excavated; the remainder were located in areas that could not be accessed due to obstacles such as standing structures, pavement, or compacted gravel. Two judgmentally placed STPs were excavated at the southern end of the APE.

455 TRANSECT

The 455 transect was composed of seven STPs running north-south along the eastern edge of the cornfield adjacent to the west lawn of the farmhouse. Of the seven tests excavated, six were positive for historic cultural material. A total of 263 artifacts was recovered from the STPs in this transect with the highest number (n=77) coming from N542.5. While only seven STPs were on this transect (approximately 13 percent of the total number of STPs excavated), it accounted for approximately 32 percent of the total number of artifacts recovered during the Phase IB survey.

The soils visible along this transect were relatively uniform, demonstrating a general Ap (plowzone) over B horizon (subsoil) deposition sequence (Figure 5.2). In some of the tests, a buried layer of plowzone was encountered beneath the uppermost Ap. This buried Ap or Ap2 was generally lighter in color (yellowish brown [10YR5/6 to 10YR5/4]) and was typically no more than 15 cm in depth. Overall the bulk of artifacts came from the uppermost Ap horizon, though a notable high concentration was observed in the Ap2 of N543.5.

462.5 TRANSECT

The 462.5 transect was composed of six STPs running north-south along the eastern edge of the cornfield along the rear of the standing farmhouse. Of the six pre-plotted STPs only five were excavated as the southernmost STP was in the approximate location of a previous STP from the initial URS Phase I survey. All five of the excavated tests were positive for historic cultural material. A total of 180 artifacts were recovered from this transect, with 87.5 percent of the transect total (n=145) coming from N512.5. This singular test had more cultural material than any other STP excavated during the Phase IB testing. Unsurprisingly, this high concentration of historic artifacts was recovered from the rear of the standing farmhouse dwelling.

This transect saw a higher degree of stratigraphic variability relative to transect 455 (Figure 5.3). The southern end of the transect lacked a plowzone and was characterized by a thick Ao horizon (organic topsoil) overlying a historic fill deposit that sat atop a truncated B horizon. In the northern portion of the transect, a buried Ap horizon did survive beneath a layer of historic fill and modern plowzone. The shift between these depositional patterns occurred between N550 and N557.5. The bulk of the recovered material came from the uppermost layers, with only 7 artifacts having been recovered from the buried Ap horizon. Historic fill deposited near the house, especially in N512.5, yielded a high volume of artifacts (n=107).

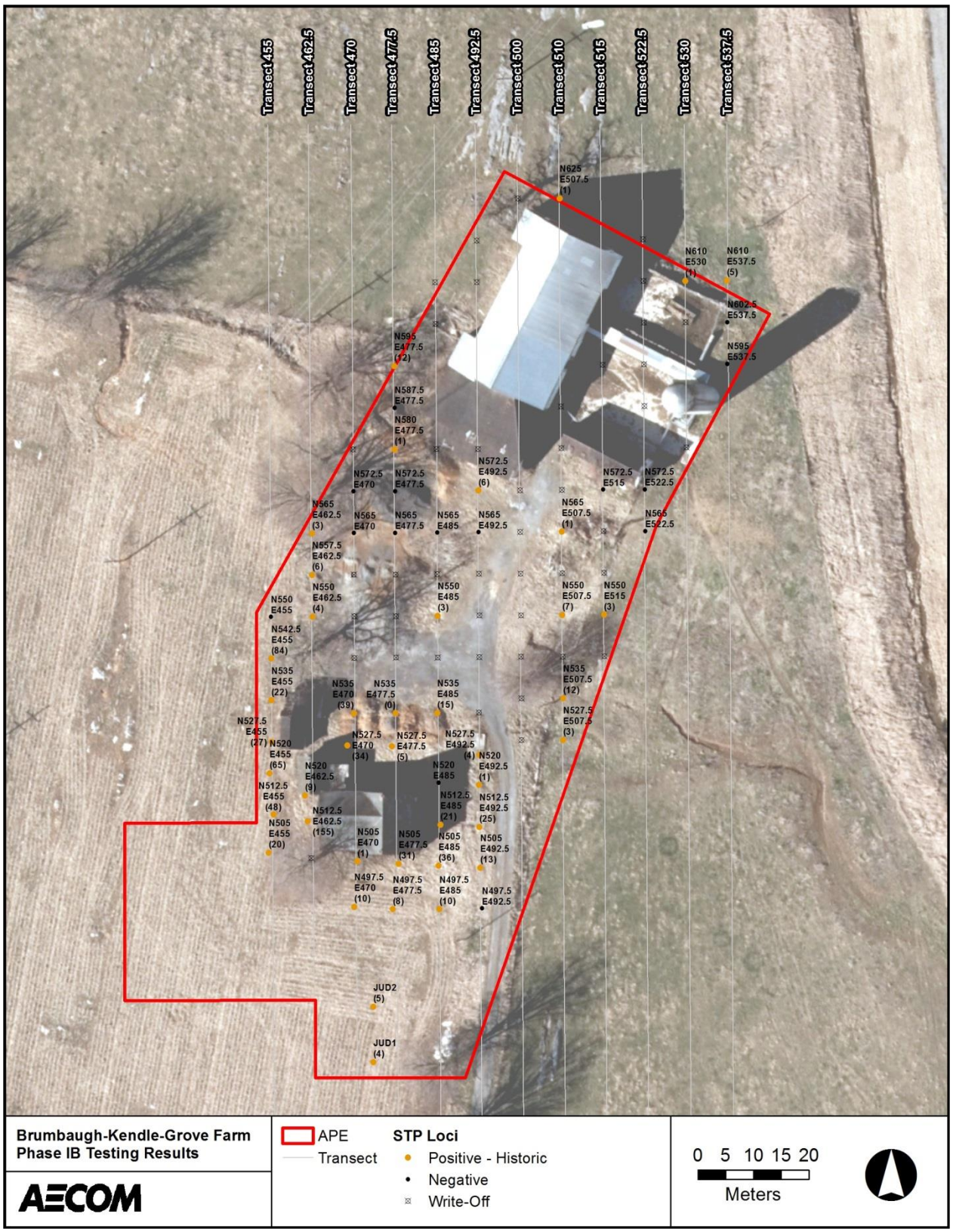

Figure 5.1. Phase IB shovel testing location map.

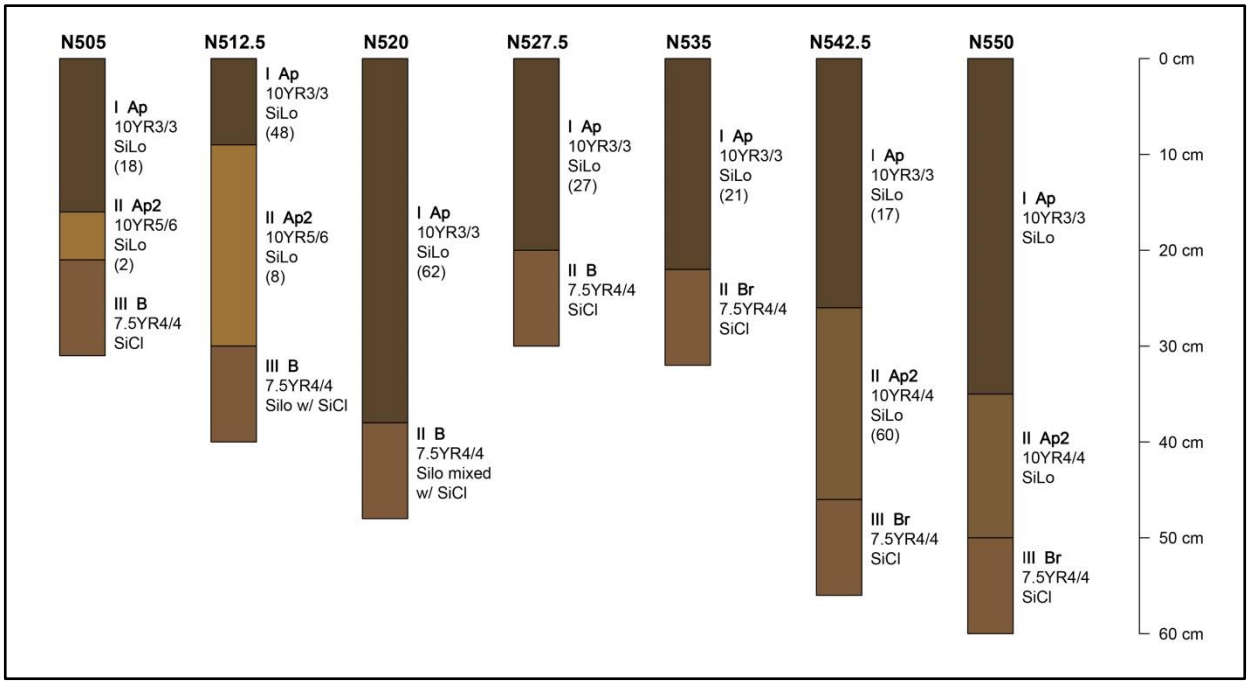

Figure 5.2. Transect 455 soil profiles.

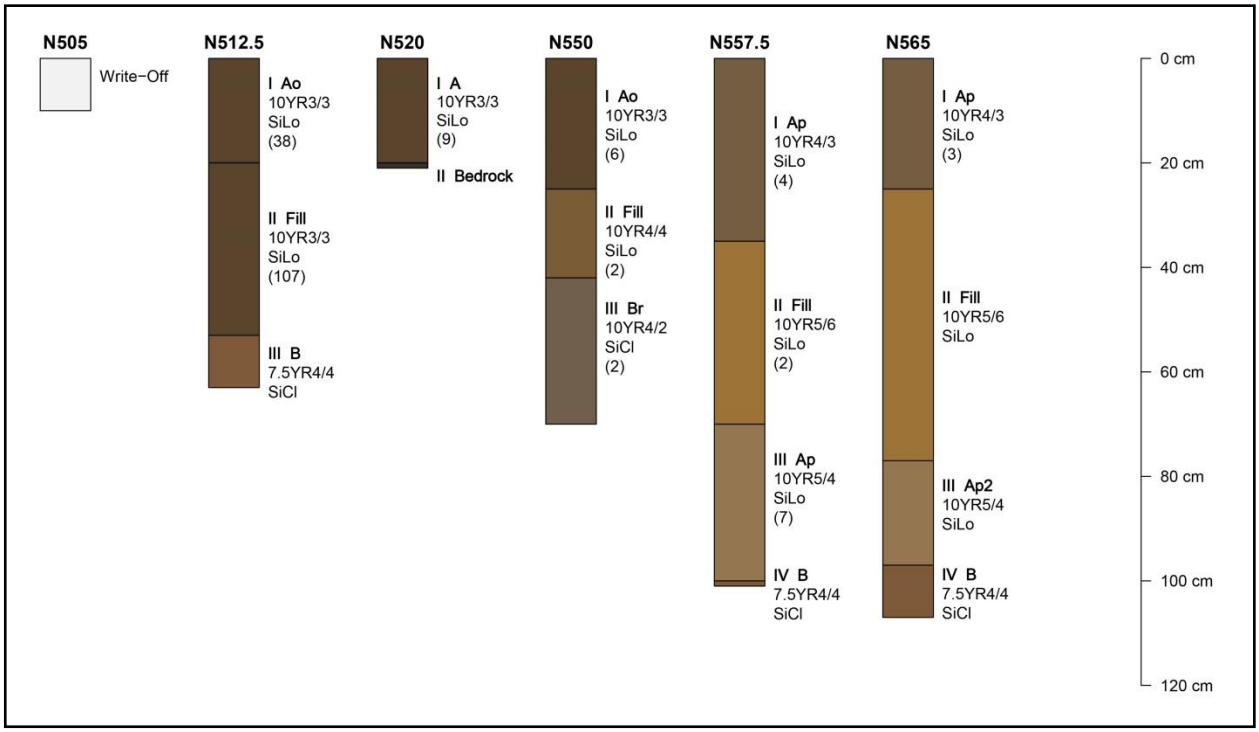

Figure 5.3. Transect 462.5 soil profiles.

470 Transect

The 470 transect was composed of 10 STPs running north-south across the southern and northern lawns and along the northern edge of the central driveway. Of the 10 pre-plotted STPs, 4 could not be excavated due to impediments that prevented hand excavation. At the northern end of the transect, N580 was written-off because it fell at the base of a tree, while the three test units between N535 and N565 could not be excavated owing to a macadam surface that formed part of the extant parking/drive. Of the six STPs on this transect that were excavated, only four were positive for historic cultural material. The tests at N565 and N572.5 were culturally sterile. The two positive tests on the north side of the house, N535 and STP N527.5, contained 39 and 34 artifacts, respectively. By contrast, the STPs to the south of the house contained considerably fewer artifacts (N505 contained a single artifact, while N497.5 contained just 10).

Transect 470 was highly varied across its length (Figure 5.4). The first two tests on the south side of the house displayed a largely natural soil profile with an A (Ap or A) over B horizon, with the notable inclusion of an Ab horizon in N497.5. On the north side of the house, the integrity of the soils was lacking in the north lawn, with deposits of historic fill underlying the A horizon in N527.5 before recurring to the natural soils in N535. In the northern half of this transect, the loci were either inaccessible or highly disturbed. Based on this observations, portions of the north and south yard appear to have retained integrity, but north of N535, the transect was considered disturbed.

477.5 Transect

The 477.5 transect was composed of 12 STPs running north-south across the southern and northern lawns, along the northern edge of the central driveway, and along the western side of the barn. Of the 12 pre-plotted STPs, 3 could not be excavated due to impediments that prevented hand excavation. The three STPs between N535 and N565 could not be excavated owing to a macadam surface that formed part of the extant parking/drive. Of the remaining nine shovel tests excavated along this transect, five were positive for historic cultural material. A total of 59 artifacts were retrieved from the positive tests along this transect. The bulk of the recovered material came from two tests, N595 (n=12) near the western edge of the barn, and N505 (n=31) located near the southeast corner of the standing house.

The three southernmost STPs along this transect in the south lawn and within the north lawn of the house appeared to retain depositional integrity with a typical A/Ap over B horizon depositional sequence (Figure 5.5). As the transect moved north toward the paved central part of the farmyard, natural deposits disappeared and were replaced by layered deposits of historic fills overlying a truncated B horizon. This was suggestive of past grading and indicated that any former deposits in the A horizon had been historically removed. This trend held along the transect until N587.5, at which point the soils returned to a more typical Ap over B horizon deposition. Based on this data, the northern and southern extremes of the transect were determined to possess depositional integrity, while the center of the transect was classified as highly disturbed.



Figure 5.4. Transect 470 soil profiles.



Figure 5.5. Transect 477.5 soil profiles.

485 TRANSECT

The 485 transect was composed of 12 STPs running north-south across the southern and northern lawns, along the northern edge of the central driveway, and along the western side of the barn. Of the 12 pre-plotted STPs five could not be excavated due to impediments that prevented hand excavation. The three northernmost tests, N602.5 through N610, could not be excavated as they fell within the massive earthen barn ramp on the western side of the main barn, a structure composed of packed earth and boulders several feet deep. STP N580 was located within the footprint of the chickenhouse on the south side of the barn and was similarly not accessible owing to the presence of a concrete pad. STPs N557.5 and N542.5 were within a paved driveway between the house and the barn. Of the seven STPs excavated along this transect, five were positive for historic cultural material (n=85). Most of the STPs that contained high volumes of artifacts were located in the eastern lawn.

The soils observed within the STPs along transect 485 showed a similar pattern to that observed along transect 477.5 (Figure 5.6). All of the STPs to the south of the paved drive area showed a typical Ap/A over B horizon depositional paradigm. North of the driveway area the stratigraphy became more complex and was characterized by deep deposits of fill. In some cases, the STP would have a singular fill deposit continue for nearly 0.5 m, while in others the sediments were a series of thin bands of variously colored fills, all modern in origin. These fill deposits sat either atop a truncated B horizon or upon natural bedrock. As it appeared that most of the natural soils had been removed and the ground built up with fill, the area between the southern edge of the driveway and the southern edge of the barn was considered to have been substantially disturbed.

492.5 TRANSECT

The 492.5 transect was comprised of 14 STPs running north-south across the southern and northern lawns, along the northern edge of the central driveway, and along the western side of the barn. Of the 14 pre-plotted STPs, 7 could not be excavated due to impediments that prevented hand excavation. The two northernmost STPs could not be excavated as they fell within the massive earthen barn ramp on the western side of the main barn, a structure composed of packed earth and boulders several feet deep. STP N580 was located within the footprint of the chickenhouse on the south side of the barn and was similarly not accessible owing to the presence of a concrete pad. The area between N557.5 and N535 fell within the paved driveway between the house and the barn. Of the seven STPs excavated along this transect, five were positive for historic cultural material (n=47). Most of the STPs that contained higher concentrations of artifacts came from two STPS in the southeastern portion of the east lawn along the driveway.

The soils observed within the STPs along transect 485 showed a similar pattern to that observed along transect 485 (Figure 5.7). All of the STPs excavated to the south of the paved drive area showed a typical Ap/A over B horizon depositional sequence. To the north of the driveway area, however, the stratigraphy became more complex and was characterized by deep deposits of fill. In some cases, the STP would have a single fill deposit up to 0.5 m, while in others the sediments were a series of thin bands of variously colored fills all modern in origin. These fill deposits sat either atop a truncated B horizon or upon natural bedrock. As it appeared that most of the natural soils had been removed and the ground built up with fill, this area between the southern edge of the driveway and the southern edge of the barn was considered to have been substantially disturbed.



Figure 5.6. Transect 485 soil profiles.

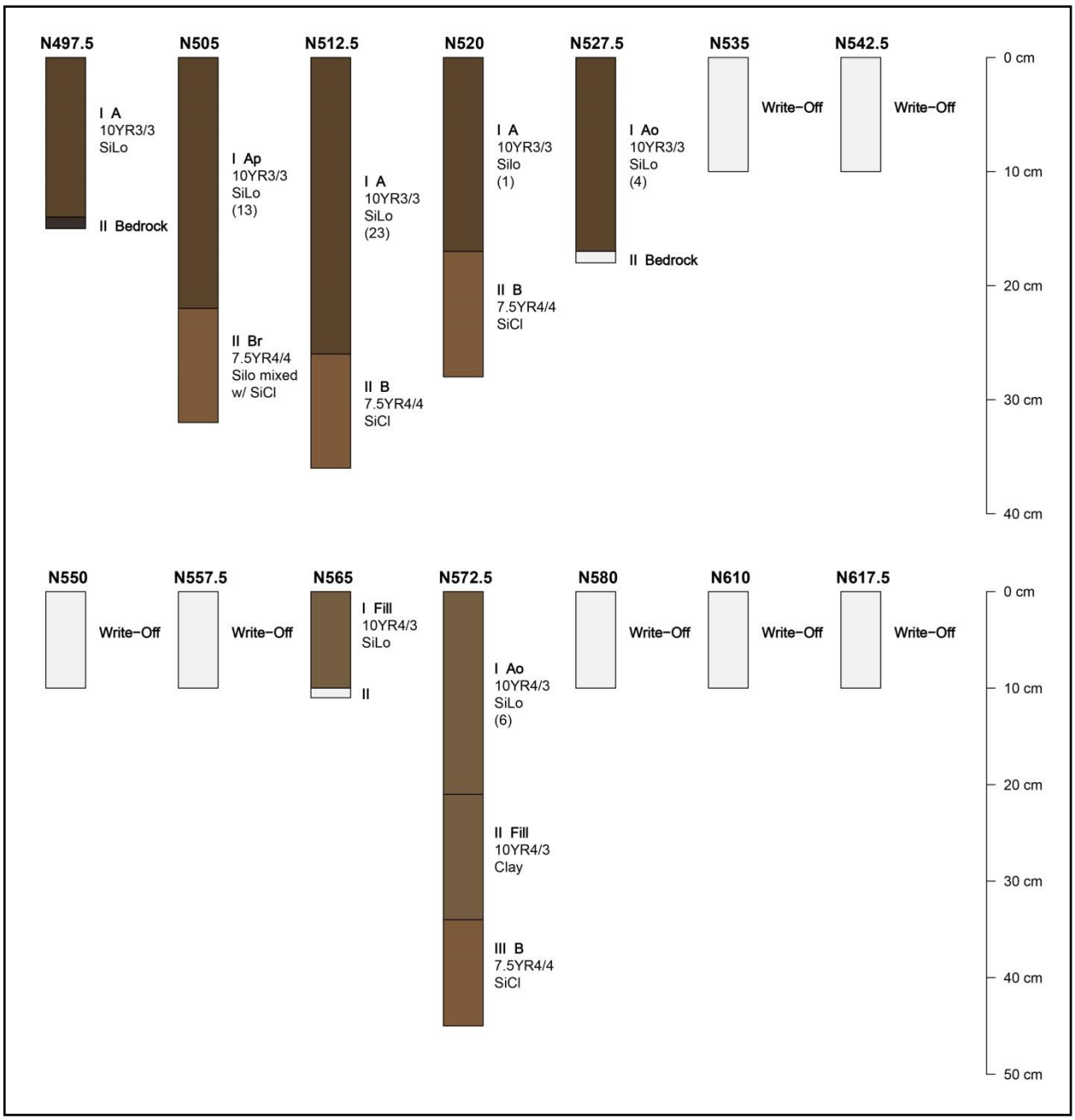

Figure 5.7. Transect 492.5 soil profiles.

500 TRANSECT

The 500 transect was comprised of eight STPs running north-south across the eastern lawn, along the northern edge of the central driveway, and along the western side of the barn. None of the eight pre-plotted STPs could be excavated due to impediments which prevented hand excavation. STP N625 fell within the footprint of the barn ramp, which is constructed of compacted boulders and earth. The remaining seven STPs on the south side of the barn fell within the footprint of the paved driveway leading along the eastern edge of the property to the barn.

507.5 TRANSECT

The 507.5 transect was composed of 10 STPs running north-south on the east side of the central drive within a meadow, across the eastern and northern lawns and the barnyard, and along the northern side of the barn. Of the 10 pre-plotted STPs, 5 could not be excavated due to impediments that prevented hand excavation. STP N542.5 was not excavated owing to the presence of a large tree, while N557.5 was located within a large push pile of modern debris. N572.5 through N587.5 fell within the driveway and paved portion of the barnyard. Of the five STPs that were excavated, all were positive for historic cultural material, yielding a total of 21 historic artifacts. STP N625 on the north side of the barn yielded only a single artifact, but the area around the barn wall was scattered with bits of metal farm equipment and tangled wire. The highest concentration of artifacts (n=12) came from STP N535, which was situated near the outflow channel of a culverted historic stone drain that had once been the main route of a small stream running east-west across the property.

In general, the soils within transect 507.5 displayed a typical Ap over B horizon depositional sequence throughout (Figure 5.8). In some places, bedrock was sufficiently close to the surface that the A horizon sat directly atop of it. The presence of a buried plowzone in STP N535 is likely the result of alluvial deposition from a nearby historic drainage. The difference in soil between the southern tests in the meadow and the soils observed in N565 were not substantial, suggesting that this area had not been as graded as the areas to the southwest where there was a clear break in topography caused by the establishment of a driveway road berm. STP N625, on the north side of the barn, conformed to the typical meadow depositional pattern of A over B horizon, indicating that the area to the north and east of the barn maintained deposition integrity, even if the deposition itself was shallow.

515 TRANSECT

The 515 transect was composed of six STPs running north-south across the meadow and the barnyard (Figure 5.9). Of the six pre-plotted STPs, four could not be excavated due to impediments that prevented hand excavation. STPs N542.5, N557.5, and N565 were not excavated as exposed bedrock was encountered at the surface in these locations. STP N595 was not excavated because it fell within the central barnyard, which was capped with a concrete slab and actively occupied by a herd of cattle. Of the two STPs excavated along the 515 transect, only STP N550 contained historical artifacts (n=2).

The soils observed in the two tests that could be excavated along this transect were drastically different. STP N550 exhibited a shallow soil profile consisting of plowzone (Ap) overlying natural bedrock. This shallow soil profile was largely typical of the pastureland or meadow to the east of the driveway and fence, where bedrock was close to the surface and soil accumulation minimal. As mentioned above the presence of bedrock at or close to ground surface was the reason that several tests on this transect were not excavated, so the shallow soil deposition of this deposit should be seen as fairly typical of a location with this observed geology. The principal outlier on the 515 transect was STP N572.5, which contained three strata, a modern Ao horizon, a deposit of fill, and natural B horizon. In this location, the fill sat directly on top of natural B horizon, with no evidence of a buried natural surface such as an Ab horizon. The likely reason for the deeper accumulation of soils in this testing locus, when compared to STPs on the rest of the transect, is its proximity to the barnyard. In this testing location manure and push piles have helped to accelerate the accumulation of sediments and soil over the course of the twentieth century.

522.5 TRANSECT

The 522.5 transect was composed of seven STPs running north-south across the meadow and the barnyard. Of the seven pre-plotted STPs five could not be excavated due to impediments that prevented hand excavation. STPs located between N587.5 and 617.5 fell within the central barnyard, which was capped with a concrete slab and actively occupied by a herd of cattle. The two excavated shovel tests were located in the meadow to the southeast of the barnyard; no historic artifacts were recovered.

The topography along this transect was characterized by undulating folds in the underlying bedrock, whereby one area could be exposed bedrock and several feet in either direction could dive into relatively deep deposits of soil (Figure 5.10). In STP N565 there was just a thin remnant of Ap horizon overlying bedrock, while STP N572.5, just 7.5 m to the north, contained a 10-cm thick B horizon. Bedrock was visible on the surface to the north of STP N572.5. While not necessarily disturbed, substantial archaeological deposits are unlikely to exist in this area.

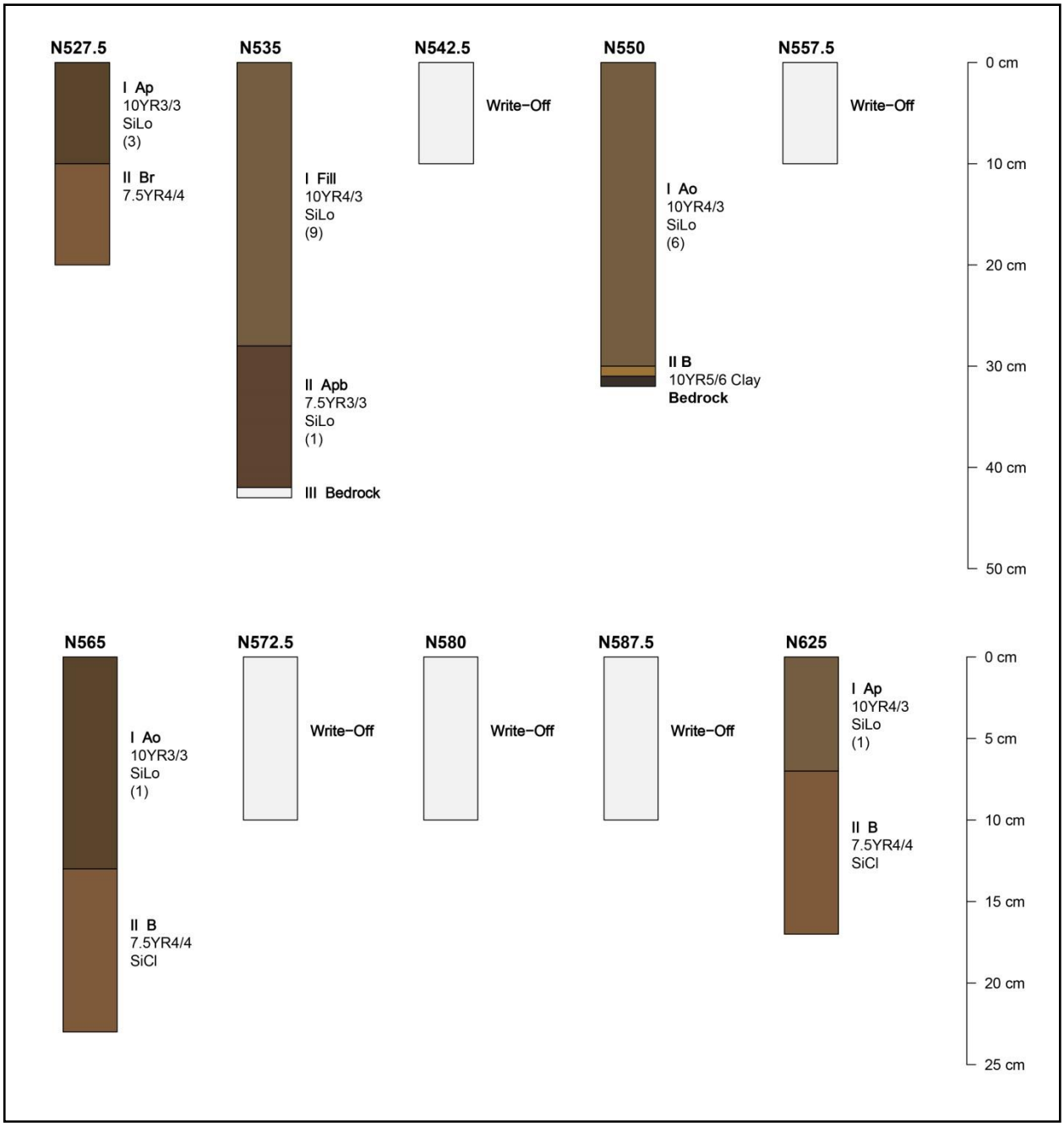

Figure 5.8. Transect 507.5 soil profiles.

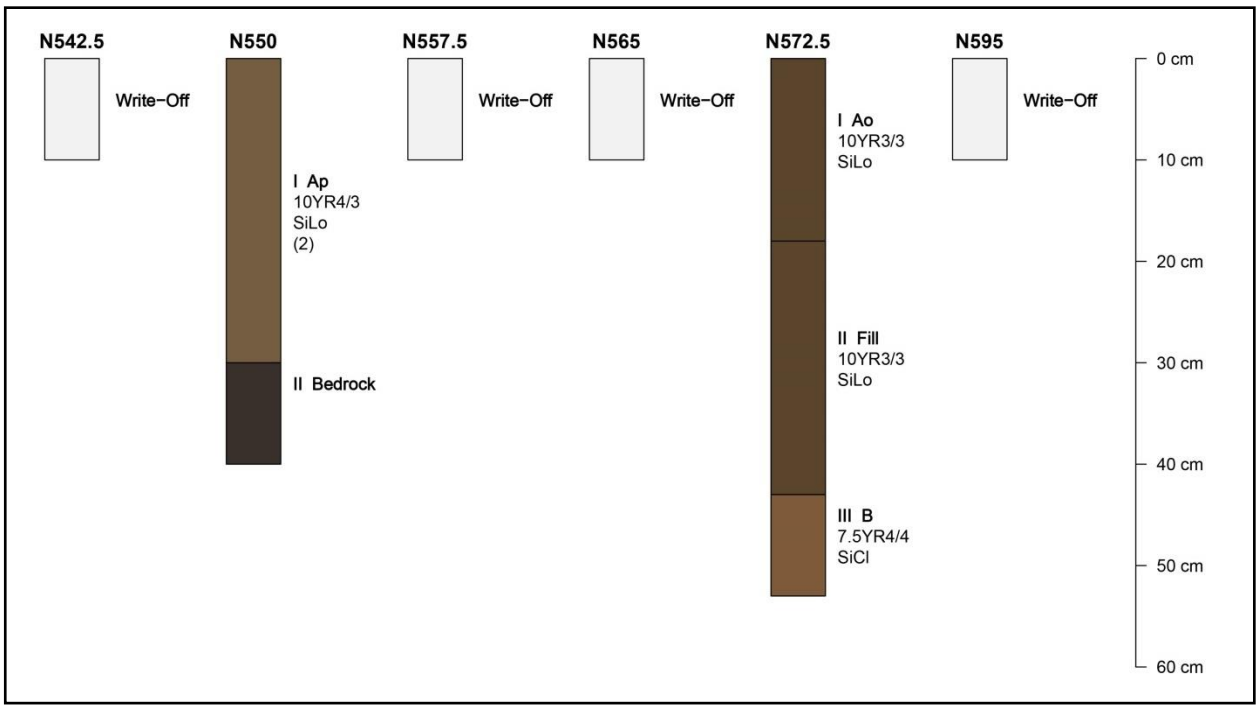

Figure 5.9. Transect 515 soil profiles.

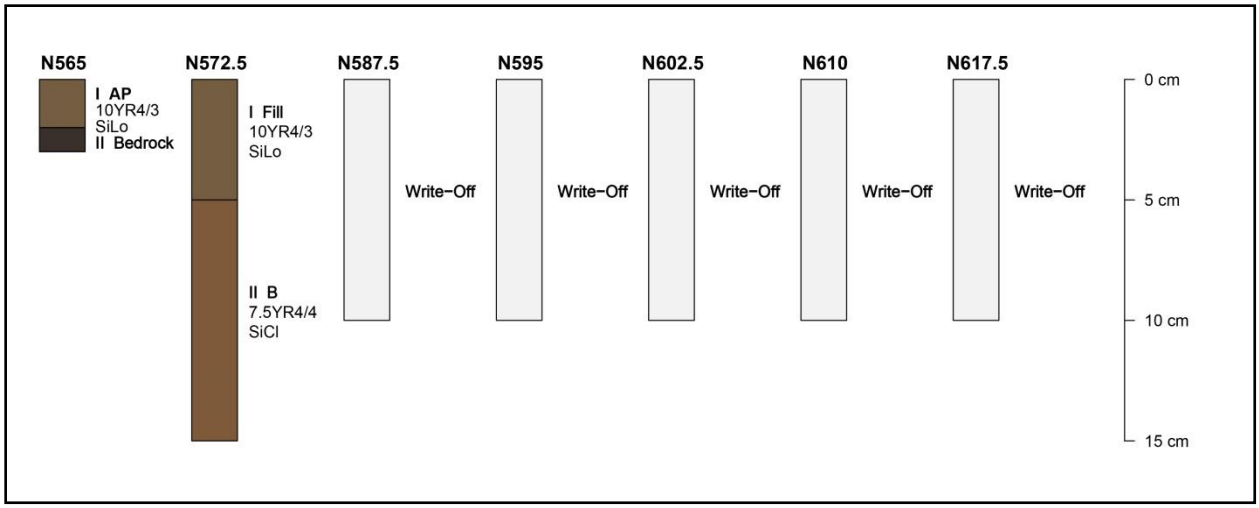

Figure 5.10. Transect 522.5 soil profiles.

530 TRANSECT

The 530 transect was composed of three STPs running north-south along the eastern edge of the barnyard. The area between N602.5 and N580 was not excavated as it was within the central barnyard, which was capped with a concrete slab and actively occupied by a herd of cattle. The only excavated STP was N610, which was located immediately to the north of the northern stone barnyard wall. This test was positive for historic cultural material, containing a single artifact.

The excavated STP within transect 530 showed an Ap over B horizon depositional sequence similar to that seen along the north side of the barn in STP N625, E507.5 and to the southeast on the meadow side of transect 522.5 (Figure 5.11). While soil integrity appeared to be present, artifact density was low.

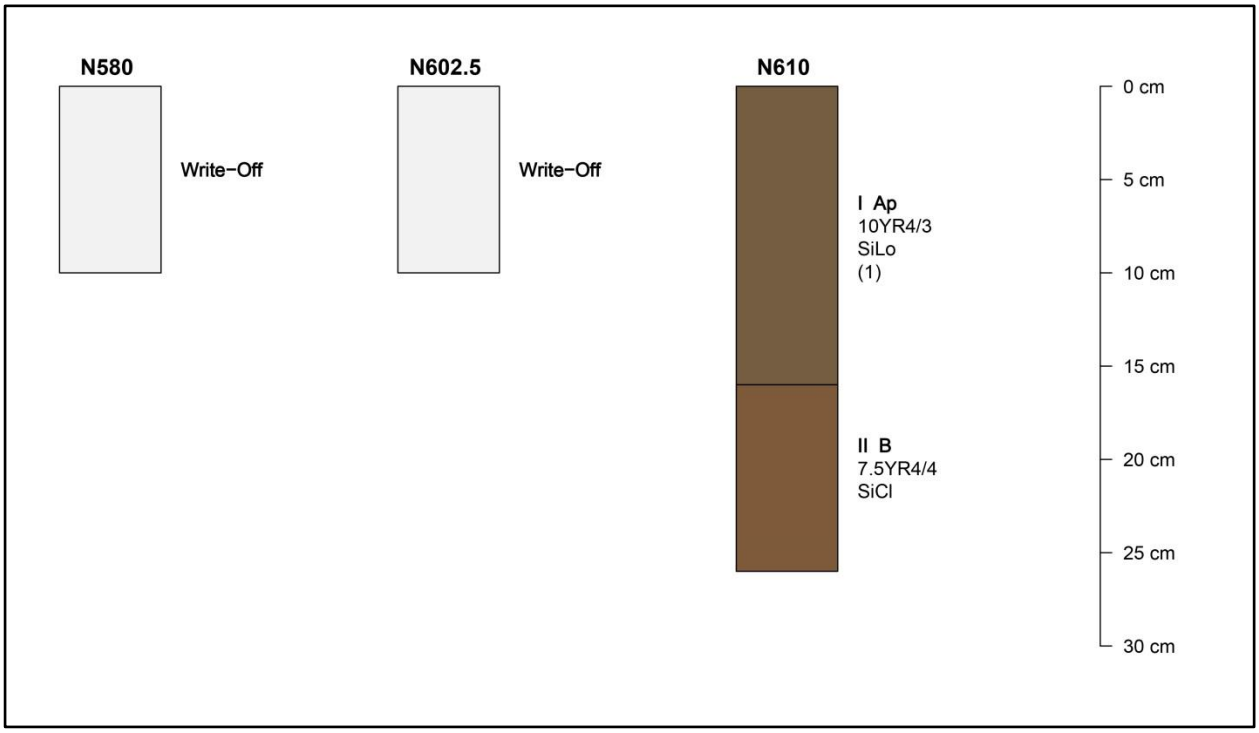

Figure 5.11. Transect 530 soil profiles.

537.5 Transect

The 537.5 transect was composed of three STPs running north-south along the eastern edge of the barnyard in an area of meadow. Of the three excavated shovel tests along this transect, only N610 was positive for historic cultural material. This test was located along the northern wall of the barnyard and contained four artifacts.

The three STPs in transect 537.5 displayed the typical Ap over B horizon depositional sequence seen elsewhere in the meadow east of the driveway and barnyard (Figure 5.12). Again, while soil integrity appeared to be present, artifact density was low.

Judgmental Tests

Two judgment STPs were excavated along the E473 line in the cornfield to the south of the main house. These two STPs were placed to assess an observed flat area identified via LiDAR. It was originally thought that this flat area may once have been part of the farmstead complex yard, but subsequent testing and stripping revealed it to be a twentieth-century leach field. Nevertheless, these two STPs did show that a natural Ap over B horizon depositional sequence existed in this area to the south of the house (Figure 5.13). Scattered and fragmentary historic artifacts were recovered from the plowzone deposits.

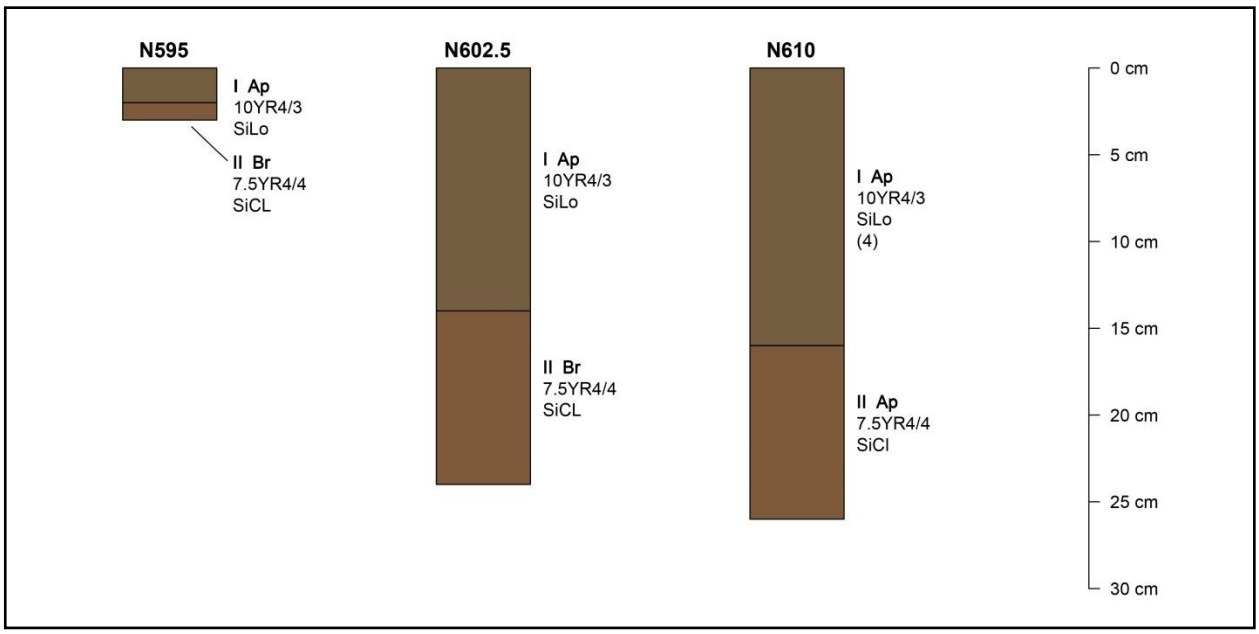

Figure 5.12. Transect 537.5 soil profiles.

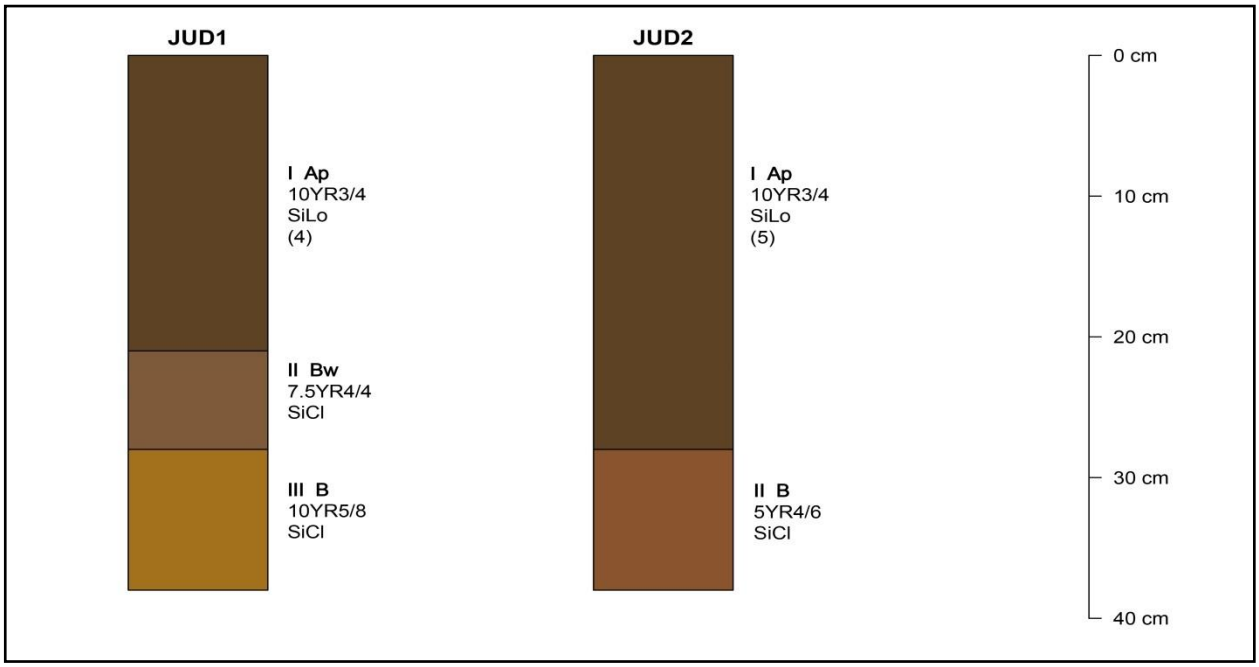

Figure 5.13. Judgmental soil profiles.

Summary of Phase I Testing

Analysis of the Phase IB testing results indicated that the areas around the brick farmhouse contained the most positive shovel tests, the barn had a few scattered locations of positive STPs, and the yard between them was mostly sterile. The western and southern yards of the brick farmhouse had the highest volume of historical artifacts: none of the STPs in the western yard were sterile, and nearly all had artifact quantities in the double digits with one STP near the southwest corner of the dwelling containing 145 historical artifacts. The high concentrations of artifacts along the

edge of the western yard where it met the cornfield suggested that occupation deposits continued further west into the cornfield and that more of the site was located in that direction. The south yard did not have quite the concentration of historical material as the western yard, but it too had several STPs with artifact counts in the double digits, many around 30 artifacts. This suggested that this area was also historically utilized. As the sampling of STPs in the southern yard moved away from the brick farmhouse toward the edge of the cornfield, the volume of artifacts noticeably decreased. This suggested that the deposits in the southern yard were clustered near the standing house and did not continue much further south into the cornfield. Shovel testing in the north yard of the brick farmhouse revealed a high concentration of material in the area near the wash house/summer kitchen and smokehouse, a concentration that noticeably decreased to the east, across the north lawn. Much of the middle of the yard was not testable owing to compacted gravel and tailings pavement. While the area around the barn had some locations where STPs were positive, the northern half of the APE produced far fewer positive tests, and those that were positive contained less than 10 artifacts. The only exception to this was the presence of a more robust concentration near the southwestern corner of the barn by the gate to the northern pasture.

The Phase IB testing suggested that the highest potential for significant archaeological deposits was in the western and southern yards of the brick farmhouse, as well as the western section of the north lawn. These areas were locations not only of artifacts concentrations, but also of the most robust stratigraphic deposits, and were the primary targets for Phase II testing. Secondary targets included locations that exhibited higher concentrations of cultural material than surrounding tests, or locations where STP testing showed the presence of intact natural soils, such as the area to the west of the southwest corner of the barn.

6. PHASE II SURVEY RESULTS

The Phase II investigation at the BKG Farmstead site consisted of the excavation of 48 test units (TUs) and 5 trenches (Figure 6.1). The purpose of the Phase II survey was to sample locations of A horizon and historical fill, allowing for the meaningful spatial and temporal analysis of the resulting artifact distributions. The 5 mechanically excavated trenches provided long profile cross sections in numerous locations across the site, which enhanced the understanding of the site stratigraphy and presented new target locations for exploration. Such trenches also identified locations where depositional integrity was absent and thus further survey would be unnecessary. The Phase II survey also sought to identify features with the potential to address research questions posed in the data recovery work plan, particularly those related to the development of the site and the building chronology. The Phase II survey identified a total of 17 cultural features, which included, posts, builder's trenches, pathways, foundations, floors, pipe trenches, and buried tanks. The features provided insight into the built environment that formed the landscape of the Brumbaugh-Kendle-Grove farmstead. Last, the Phase II survey effort helped to delineate areas that needed to be examined during the Phase III data recovery. Testing these areas prior to mechanical stripping was important to ensure that a sample of all the strata that made up the depositional history of the site was accounted for prior to the mechanical stripping.

Figure 6.1. Phase II TU and trench locations.

Test Units

Phase II TUs were placed in areas judged to have a high potential for encountering cultural features based on Phase I survey results, historical research, and map and aerial analysis. To facilitate site analysis, the TUs were clustered into Areas, as shown in Figure 6.2 and discussed below.

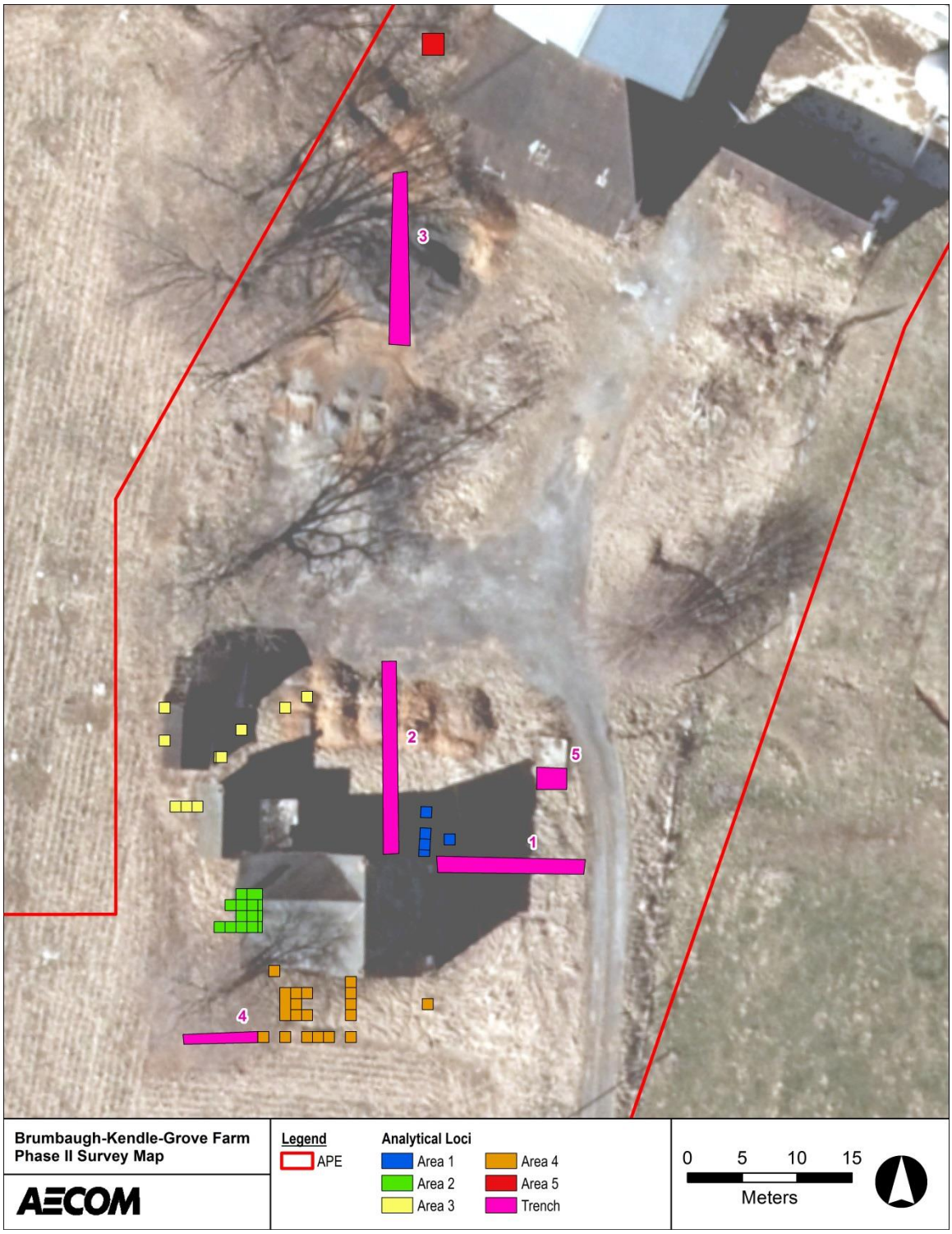

Figure 6.2. Phase II survey analytical loci.

Area 1

The first group of TUs (TUs 1, 2, 3, 3 S ext., and 1) was excavated in the north lawn of the house near the northeast corner of the structure (Figure 6.3). The excavations in these units showed a series of lawn surfaces punctuated by bands of rock landscaping. Evidence of a possible flagstone pathway and cobbling was encountered, though the significance of this find was not fully understood until Phase III excavations revealed the scale and nature of these features (Features 101 and 74) became evident. Most of the artifacts recovered from this area in association with these nascent features were from the mid-late nineteenth century. However, in TU 13 a piece-of-eight, part of a 1755 Mexican Real, was located in the eastern portion of the unit. A few large stones were encountered in this unit, but it was not until later that they were identified as a portion of the Feature 74 cobbled path. The presence of the piece-of-eight was curious as it predated every other artifact located up to that point, and was suggestive of an earlier period of occupation.

This area was later revisited during the Phase III mechanical stripping when the relevance of the early discoveries was better understood and the stratigraphic sequence was refined. The following discussion of the depositional sequence in Area 1 reflects this final synthesis but highlights the difference between field and post-excavation understanding of contextual relationships.

Figure 6.3. Map of Area 1 units and features.

The general stratigraphic profile observed in Area 1 consisted of topsoil (Ao horizon—loose dark brown [10YR3/3] silty loam). This was the first layer encountered during the Phase II excavation and was assigned to Context 1. Underlying the modern Context 1 deposit was a layer of historic fill, Context 5, a brown (7.5YR4/4) silty clay mixed with a dark brown (10YR3/3) silty loam. Context 5 was typically only 3–6 cm thick. Underlying Context 5 was Context 2, a deposit of 70 percent large rock and mortar suspended in a brown (10YR4/3) silty loam fill. This Context 2 deposit was present throughout TU 2 and part of TU 3, TU 3 S Ext, and TU 13, but was absent from TU 1. In TUs 3 and 13, the Context 2 deposit was cut by Context 8, a cobblestone pathway. All of these deposits sat atop the natural B horizon, Context 4, which consisted of a brown (7.5YR4/4) silty clay that was punctuated by outcrops of natural bedrock. In the southeastern corner of TU 13, a historic post hole was encountered, cut into the natural B horizon (Figure 6.4). This post was classified as Feature 1, Context 11, and was filled with a deposit of dark yellowish brown (10YR3/4) silty clay that contained inclusions of charcoal.

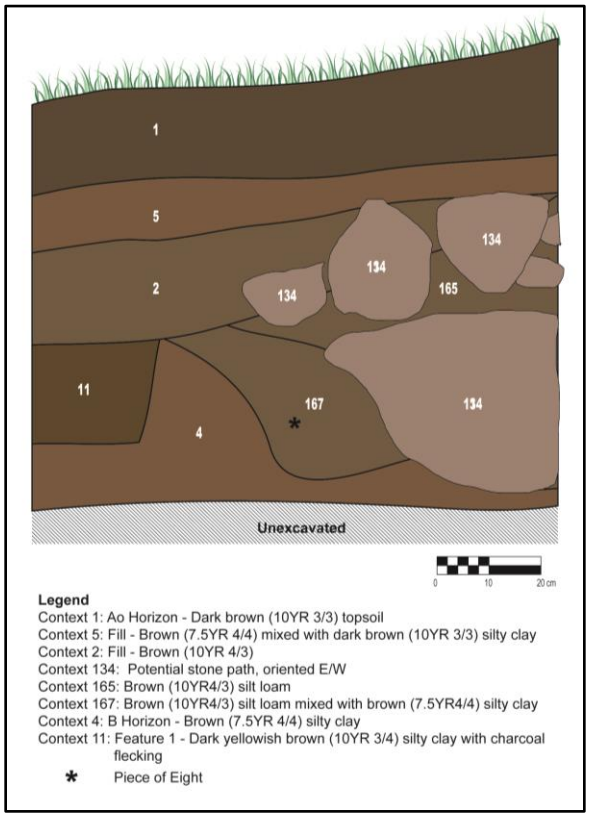

Figure 6.4. Profile of the south wall of TU 13.

It should be noted at this point that both Context 2 and Context 8 later proved to be part of larger features. Context 8 was found to correspond to Feature 101, Context 163 (see Chapter 7), a flagstone path leading to the meadow east of the house. Context 2, however, proved to be more complex. Portions of the Context 2 deposit were reclassified when it was determined that some of the rock in the matrix was part of Feature 74 (see Chapter 7). The stone portion of the pathway was assigned to Context 134, a cobbled path, while the soil in between the stones was assigned to Context 165. During the initial phase of this excavation, no distinction was made between the soil above and below the stones of Contexts 134 and 163. Subsequent trenching, however, revealed the full nature of some of the stones as path features. As Contexts 134 and 163 represented path surface, the soil deposits beneath the stones that had originally been classified as part of Context 2 were reclassified as a new context, Context 167. Initially, the matrices of 134, 163, 165, and 167 had all been dug as Context 2 since there was no clear stratigraphic break between them. Later it was determined that differentiation was necessary as a deposit cannot underlie, constitute, and cap an occupied surface. The piece-of-eight (Mexican Real) was located in a deposit below Context 134 in a remnant A horizon that would later be assigned to Context 167.

In TUs 2, 3, and 3 S Ext, the corrected stratigraphic profile maintained a high degree of congruence with the soils observed in TU 13. While the general sequence of deposition remained the same, the presence of additional features, such as Feature 74, increased the overall stratigraphic complexity (Figure 6.5 and Figure 6.6). These three TUs displayed the same Context 1 and Context 5 uppermost deposits, but beneath these deposits, the stratigraphy became more complex. In the northern portion of this three-unit strip, the layer underlying Context 5 was a true Context 2, but this deposit partially capped a deposit of Context 170, the footing for Context 163, the Feature 101 path. In the south, Context 2 was absent, and instead, Context 5 sat atop Context 165, the matrix that contained the Context 134 cobblestones that formed the Feature 74 pathway. Underlying all of these deposits was a thin deposit of Context 167, a buried A horizon, which sat atop natural subsoil.

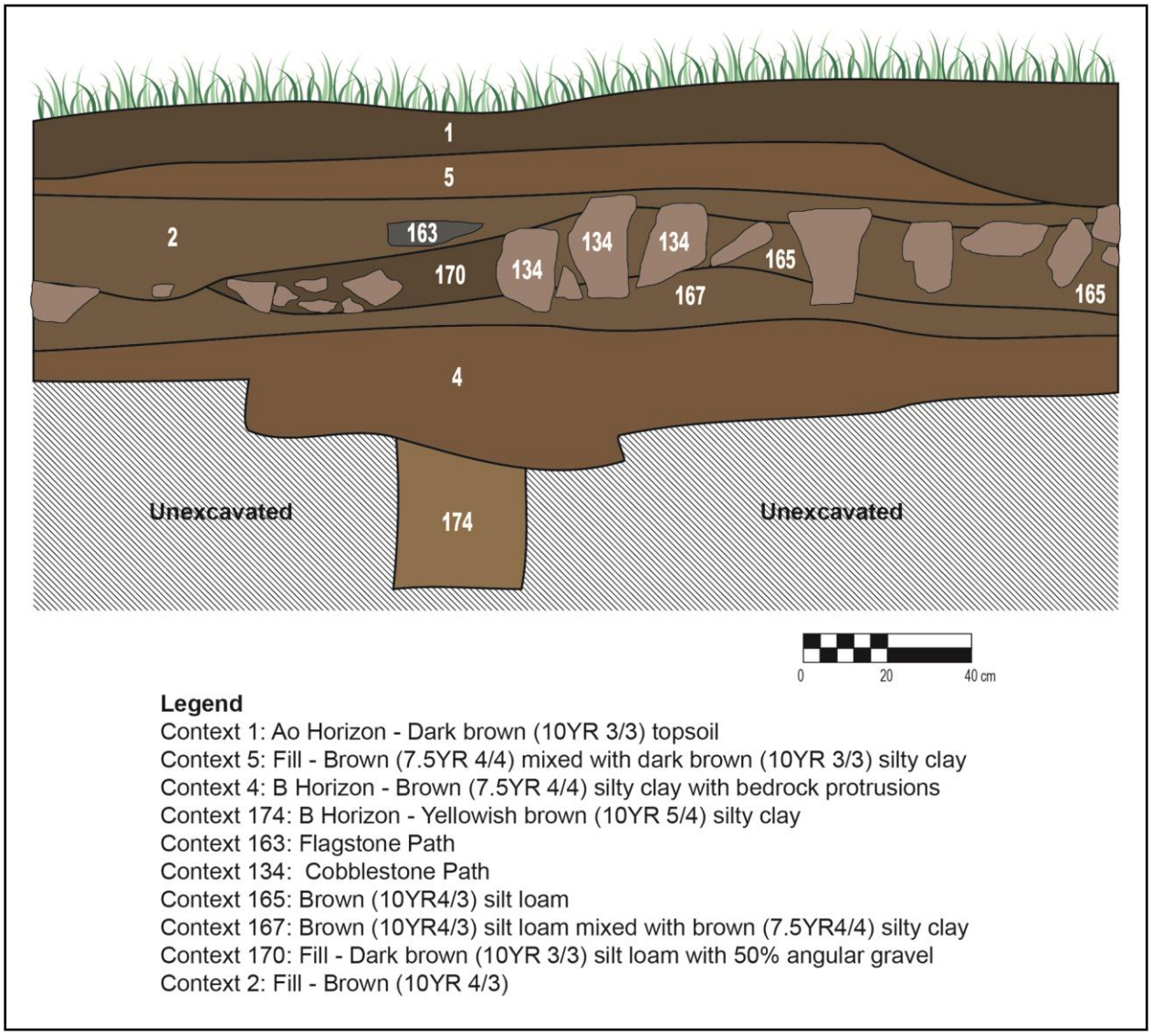

Figure 6.5. Profile of the east wall of TUs 2, 3, and 3 S Ext.

While the general stratigraphy explained above was typical, it was interrupted by a modern pipe trench connecting the house to the well. This pipe trench, depicted in Figure 6.3, was very shallow and cut Contexts 1 and 5. In TU 13 and 3 S Ext. this pipe trench was found to sit on top of Feature 74, Context 134, but did not cut through it. Another deviation from the typical stratigraphy was found against the wall of the house. In this area, there was a thin band of loose soil between the foundation stones and the natural subsoil. This thin band of soil was classified as Context 12 (see Figure 6.6). The absence of a well-defined builder's trench is suggestive of the foundation's method of construction, as is the rough nature of the exterior of the wall. The foundation was evidently built from the interior of the basement pit, which was cut very close to the final dimensions of the structure. The roughness of the exterior of the structure versus the more dressed look of the interior suggests that it was the interior aesthetic that mattered to the builders and that they were not concerned about the exterior appearance as they could neither see or access it during construction.

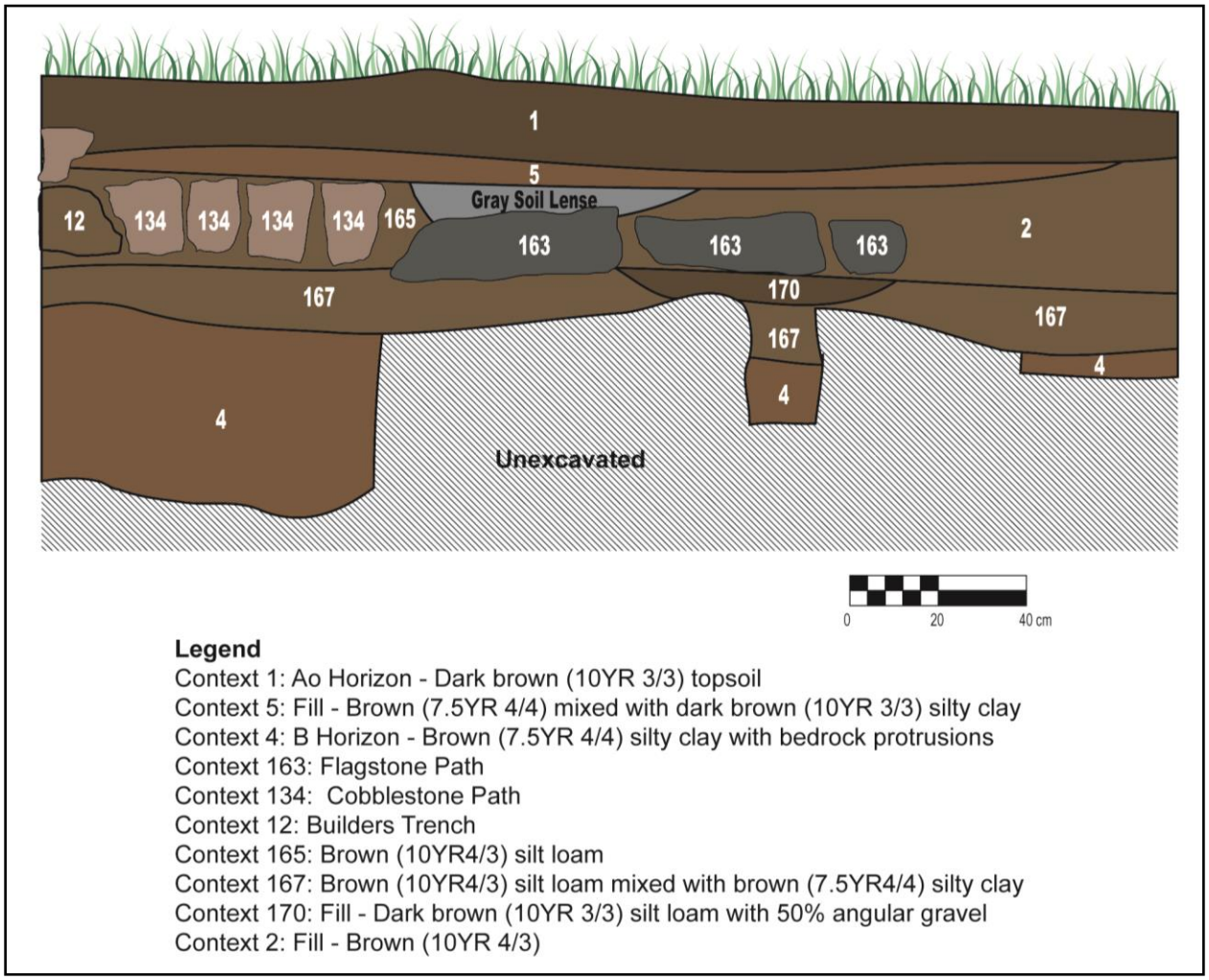

Figure 6.6. Profile of the west wall of TUs 2, 3, and 3 S Ext.

The stratigraphy in TU 1 was different (Figure 6.7). Underlying Context 1 was a deposit classified as Context 2, with no evidence of a Context 5 deposit in-between. Subsequent excavation showed this deposit to be distinct from the Context 2/134 deposit encountered to the south, being a true Context 2, a brown (10YR4/3) silty loam with 70 percent angular stone in its matrix—not a pathway but rather an engineered and graded lawn surface. Below Context 2 was Context 3, a likely natural A horizon. This Context 3 deposit was a very dark grayish brown (10YR3/2) mixed with yellowish brown (10YR5/4) silty loam and appeared to be truncated. The Context 3 deposit correlates with the subdivided portion of Context 2 that was assigned to Context 167 in TUs 1, 3, and 3 S Ext. The final deposit in TU 1 was the same brown (7.5YR4/4) silty clay, Context 4, B horizon observed in the other units.

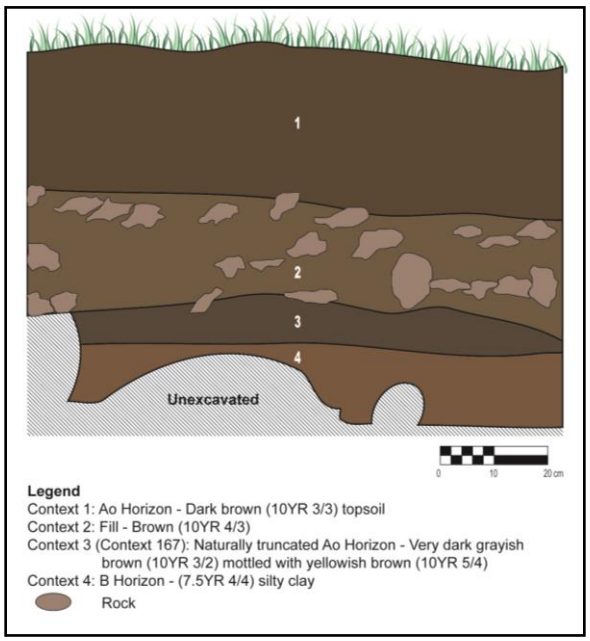

Figure 6.7. Profile of the north wall of TU 1.

Area 2

The second major group of TUs was located immediately to the west of the standing house and comprised TUs 4, 6, 7, 10, 16, 17, 18, 19, 20, 38, 40, 17 E Ext., 7 E Ext., and 20 E Ext. (Figure 6.8). This block of TUs was opened to investigate the rear yard of the house and to identify the relationship between the house and the yard. As excavation progressed a deep pit, which proved to be an abandoned water tank, was encountered. Several concrete-filled metal buckets used as footings were also encountered in this area. The most important discoveries in this location were a series of historic fill/occupation layers and a buried A horizon, all of which contained artifacts related to the late-eighteenth- and early-nineteenth-century occupations of the site. Excavations along the western wall of the house showed that there were two building phases to the foundation as evidenced by two separate builder's trenches. The uppermost (and smaller) trench related to the secondary foundation usage, that is, the construction of the standing brick structure, whereas the deeper builder's trench related to the earlier construction of the house foundation in the first half of the nineteenth century.

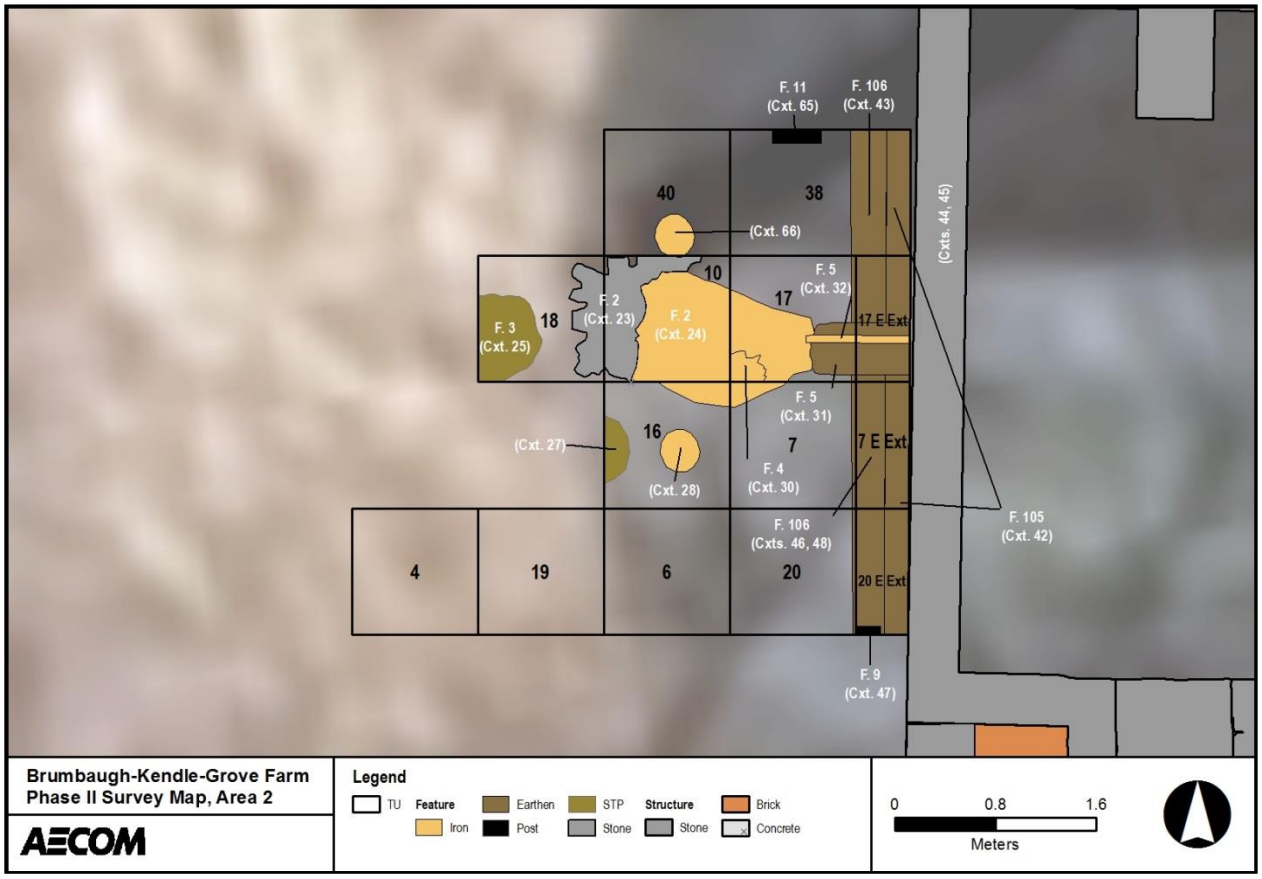

Figure 6.8. Map of Area 2 units and features.

The Area 2 block of TUs was among the most productive excavated during the BKG Farmstead investigation. High volumes of artifacts were encountered in a number of stratigraphic contexts, and the depositional integrity of the area appeared to be largely intact. Despite the general stratigraphic integrity, however, this area was largely devoid of historic features. What also became apparent is that this area contained deposits unique to this location, deposits that trailed away and disappeared as the distance from the standing house increased.

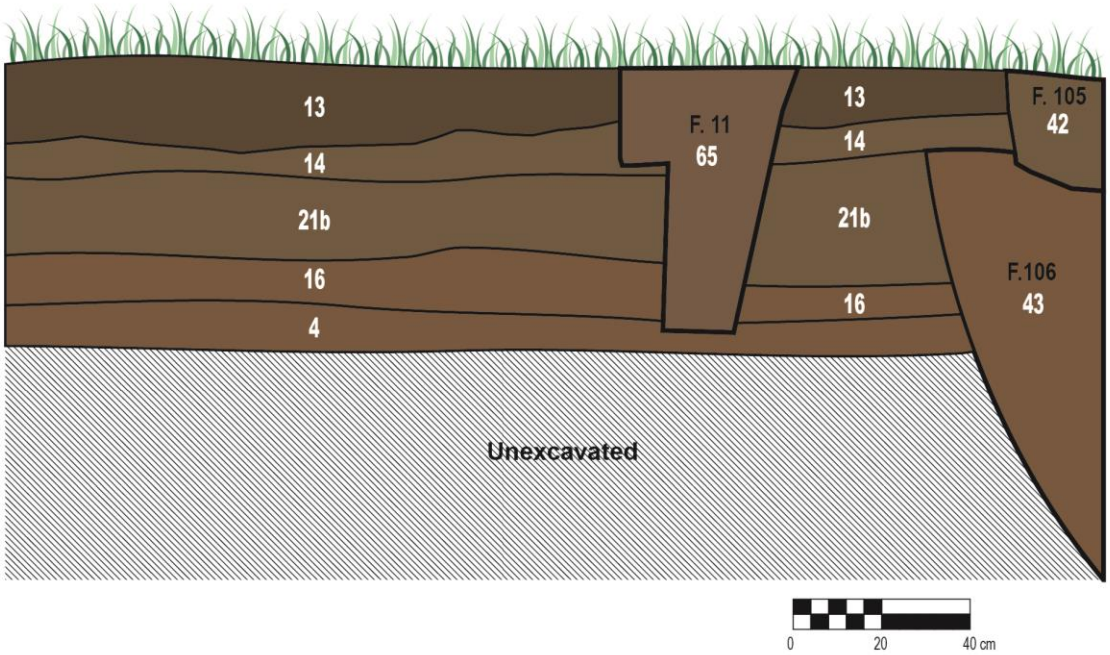

Legend

Context 13:	Fill - Dark brown (10YR 3/3) silt loam with crushed mortar
Context 14:	Fill - Brown (10YR 4/3) silt loam (compact silt with crushed mortar)
Context 21b:	Ab horizon - Brown (10YR 4/3) blocky silt, friable with large angular rocks
Context 16:	AB horizon - Brown (7.5YR 4/4) silty clay
Context 65:	Feature 11 fill - Brown (7.5YR 4/3) silt loam mixed with strong brown (7.5YR 4/6)
Context 42:	Feature 105 - House Builder's Trench - Brown (10YR 4/3) mixed with strong brown (7.5YR 4/6) silt loam and silty clay
Context 43:	Feature 106 - House Builders Trench - Brown (7.5YR 4/4) compacted friable silt
Context 4:	B Horizon - Brown (7.5YR 4/4) silty clay with bedrock protrusions

Figure 6.9. Profile of the north wall of Area 2.

The typical stratigraphic profile in Area 2 consisted of a ubiquitous upper layer of Context 13, which was a dark brown (10YR3/3) silty loam with 50 percent crushed mortar inclusions (Figure 6.9 and Figure 6.10). This Context 13 deposit was a modern Ao horizon. Underlying Context 13 was a deposit of brown (10YR4/3) silty loam that was assigned to Context 14. The Context 14 deposit was classified as a demolition layer and contained mortar inclusions in its matrix along with a high volume of historic artifacts. Underlying Context 14 was either a deposit of dark yellowish brown (10YR4/4) silty loam, Context 15, or a brown (10YR4/3) silt, Context 21b. Context 21b was only found in the northern half of Area 2, while Context 15 typified the southern half of the excavation. The difference between the two deposits was largely a matter of texture and depth. Context 21b was far less loamy than Context 15, and Context 15 contained a high degree of charcoal flecking. Context 21b continued without diminishing as the distance from the house increased, whereas Context 15 tapered and disappeared approximately 2.5 m west of the house. The point of transition for these deposits occurred at a modern cut for a water tank, so the interface between the two deposits was interrupted and not well defined. Context 21b likely represents an Ab horizon indicative of the original yard surface, while Context 15 is a historic fill deposit related to the early occupation of the house. Underlying Contexts 21b and 15 was Context 16, a brown (7.5YR4/4) silty clay. This Context 16 deposit overlay the natural B horizon, Context 4, and was largely the same color, just siltier and more compact. It appears that the standard depositional sequence in this area was modern fill (Context 13), demolition fill (Context 14), Ab horizon (Context 21b), historic fill (Context 15), AB horizon (Context 16), and B horizon (Context 4). Further from the house and closer to the field, the stratigraphic sequence transitions to a shallower deposition of just A over B horizon.

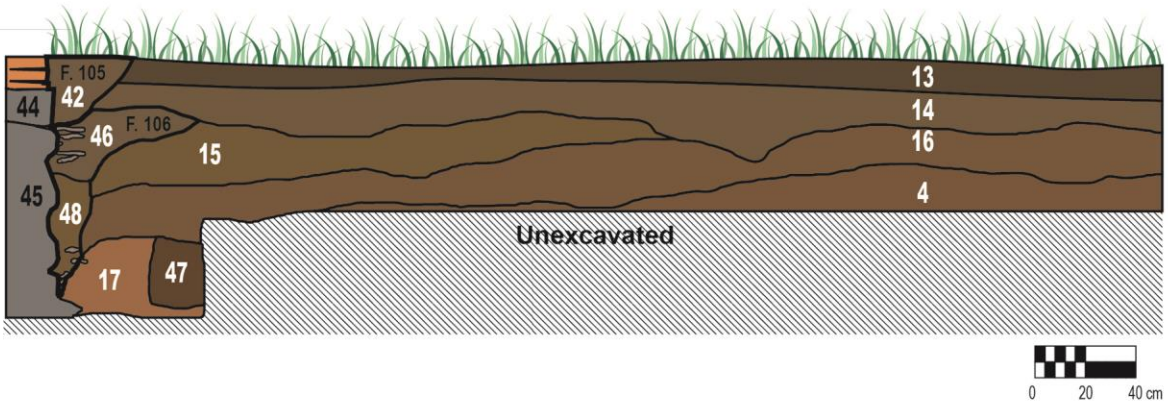

Legend

Context 42:	Feature 105 - House Builders Trench - Brown (10YR 4/3) mixed with strong brown (7.5YR 4/6) silt loam and silty clay
Context 44:	Faced Stone Foundation
Context 13:	Fill - Dark brown (10YR 3/3) silt loam with crushed mortar
Context 14:	Demolition Fill - Brown (10YR 4/3) silt loam (compact silt with crushed mortar)
Context 45:	Primary Basement Stone Foundation
Context 46:	Feature 106 - House Builders Trench used for primary foundation - Brown (10YR 4/3) silt with large angular rocks
Context 48:	Feature 106 - House Builders Trench used for primary foundation - Dark yellowish brown (10YR 4/4) silty clay with large volume of angular rock
Context 15:	Ab horizon - Dark yellowish brown (10YR 4/4) silt loam with >10% mortar
Context 16:	AB horizon - Brown (7.5YR 4/4) silty clay
Context 4:	B Horizon - Brown (7.5YR 4/4) silty clay with bedrock protrusions
Context 47:	Feature 9 - Dark brown (7.5YR 3/4) silty clay
Context 17:	B Horizon - Yellowish red (5YR 5/6) silty clay

Figure 6.10. Profile of the south wall of Area 2.

The standard deposition sequence for Area 2 described above was interrupted by historic and modern cuts. Feature 11, Context 65, at the north end of the area was the location of a modern post hole that cut through the uppermost Context 13 deposit. Contexts 28 and 66 were metal buckets filled with stone and concrete and arranged in a line off the back wall of the house. These two contexts were also modern in origin, cutting into multiple stratigraphic contexts including the modern Context 13. The function of these buckets contexts is uncertain as they did not have voids suggestive of a post having been inserted in them. They do not appear to have supported an outbuilding or lean-to as no evidence of a roofline was present on the rear wall of the structure.

Context 31 was a modern a pipe trench leading to a water storage tank (Feature 2) located in TUs 10, 17 and 18. While little of the water storage tank survived save for highly corroded fragments of sheet metal, the pipe leading to it was still present and could be traced back into the basement of the house. The pipe trench, Context 31 which contained an iron pipe (Context 32), cut through numerous deposits including Contexts 14, 21b, and 16. Given the mixed nature of Context 13 and its modern origin, it was not possible to determine whether or not the pipe trench cut this deposit as well, but likely so. Feature 2 itself was filled with a variety of soils, a mixture of the surrounding contexts fallen into the void of the former tank. The cut for the tank had been excavated all the way to natural bedrock, forming a deep bowl. To the west of the depression, there was a line of stones, Context 23, associated with Feature 2. This line of stones was initially thought to be a wall, but it showed no evidence of mortar or structure and further examination revealed it to be a deposit of stone fill packed in and around the tank to hold it in place. As the tank decayed the weight of the rock caused subsidence, creating a void that was filled by surrounding soils. It was noted that the stones overlying the sheet metal were haphazardly situated and displayed large voids. Some of the soils in the area had been stained by the oxidizing remains of the tank, creating apparently distinct contexts. Contexts 21a, 21c, 23, and 24 proved to be the mixed Feature 2 fill, some of which contained old materials that originated in the primary deposits from which the fill derived. Owing to the depth of the Feature 2 cut, a soil sample was taken for analysis, the results of which are presented in the next chapter.

Other modern cuts included evidence of previous archaeological testing. These modern cuts were encountered in TUs 16 and 18. In TU 18, Context 25 was assigned to the backfill of the recently excavated STP N512.5 E462.5. This Context 25 deposit was removed separately and completely to prevent its fill impacting the surrounding intact soil horizons. Context 27, encountered in TU 16, was initially thought to be a historical post but was quickly determined to be STP 9 from the 2000 Phase IA survey (Barse 2001).

Excavations immediately against the standing house revealed information about the building sequence. Two builder's trenches were identified along the main structure's western wall. In the north, the earliest builder's trench began at the level of Context 21b (then the likely ground surface) and cut through Contexts 16 and 4, extending into bedrock (see Figure 6.9). This trench was classified as Context 43 and contained brown (7.5YR4/4) silt backfill. Contexts 13 and 14 capped this deposit before being later cut by Context 42, a smaller builder's trench characterized by a brown (10YR4/3) silty loam mixed with strong brown (7.5YR4/6) silty clay. These two builder's trenches appear to correspond to two different foundation construction episodes: Context 43 corresponding to the initial period of construction for the basement of the standing house and Context 42 to late nineteenth-century construction of the standing brick house. This observation is supported by variation in the foundation walls themselves. The initial phase of construction was characterized by a rough exterior face with crudely mortared stone. In the interior, however, the construction was nicely finished, well mortared, and had been whitewashed. This is again indicative of the construction of the wall having been done from within the foundation hole. This initial basement foundation wall was classified as Context 45. Overlying Context 45 was Context 44, a foundation made of stone blocks dressed on both interior and exterior. This part of the foundation was meant to be seen, and its depth corresponds with the Context 42 cut. As it is known that the standing structure is credited to Samuel Kendle c. 1895, it is likely that the Context 42 cut and the Context 44 foundation date to that time.

While the sequencing of construction cuts in the northern end of Area 2 was fairly straightforward, those situated near the southern end of the house were somewhat more complicated (see Figure 6.10). The more recent builder's trench, Context 42, was present but was shallower and subtler in profile. In this location, it was difficult to see where Context 42 cut through Contexts 13 and 14, but the presence of rock infill along the outside of the cut marked the boundary in a way that soil color did not. The primary basement foundation builder's trench was composed of Contexts 46 and 48, which were two deposits of builder's trench fill within the same cut. The Context 46 builder's trench fill was a brown (10YR4/3) silty loam with angular rocks and high volume of mortar inclusions. Context 48, which sat deeper in the builder's trench feature, was composed of a dark yellowish brown (10YR4/4) silty clay that contained a high volume of angular stone debris. This primary basement builder's trench feature was cut to allow for the installation of Context 45, an mortared stone wall of unfaced rock. Context 44, the Kendle period, faced stone foundation supporting the brick house superstructure, sat on top of this earlier foundation and was installed at the same depth as the base of Context 42, the upper builder's trench cut. Context 42 cut into Context 46, the fill of the earlier builder's trench in much the same way as Context 42 cut into the Context 43 builder's trench fill seen in the northern end of the Area 2 excavation. This relationship shows that the Context 42 builder's trench occurred after the Context 43, 46, and 48 builder's trench had been established. Based on this stratigraphy it appears that Context 42 was the builder's trench for the later Kendle period face foundation (Context 44), and Contexts 43, 46, and 48 were three fill soils used to infill the builder's trench for the primary basement foundation (Context 45).

At the south end of Area 2, the primary builder's trench cut (Context 45) terminated at natural subsoil (Context 17), but there was an additional feature (Context 47, Feature 9) that was observed in the Trench 20 East extension south wall profile. Feature 9 appears to be a post hole cut into the Context 17 subsoil just to the west of the foundation and the Context 48 deposit of the primary builder's trench fill. This post contained no remnants of wood or evident postmold, suggesting that the post was removed and the hole infilled. There was no real distinction between the soil of the overlying ground surface, Context 16, and the Context 47 feature fill. There was no evident cut in Context 16 or any overlying context, but given the similarity in soil, it can be surmised that the post once cut through Context 16, with subsequent ground compaction and utilization hiding the cut through that layer in the profile. This post is located to the north of the northeast corner of the Feature 6 foundation and west of the Context 45 basement foundation. Unfortunately, no dating evidence was retrieved from this feature, and no other analogous features were located in Area 2 so the purpose of this feature remains unknown. However, as this feature did not cut Context 15, which is known to date to the late eighteenth and early nineteenth century, it seems likely that this post related to the eighteenth-century occupation of the area.

Area 3

The next group of TUs was located in the northwestern portion of the house complex in and around the smokehouse, chickenhouse, and washhouse/summer kitchen. These units included TUs 8, 8 W Ext, 11, 12, 14, 22, 23, 34, 35, and 36 (Figure 6.11). The deposition in Area 3 displayed a high degree of variability. While clustered in a relatively localized area, this area was the only place where most of the TUs were spatially discrete. TUs 11, 12, and 14 were located behind and to the west of the summer kitchen. These three units yielded a variety of mid- to late-nineteenth-century ceramics, but no primary middens and no features. Excavation in this area was shallow owing to the presence of a ridge of bedrock located close to the surface. This same band of bedrock continued to the north and ran beneath the smokehouse. The excavations in TU 8 demonstrated that the foundation for the smokehouse sat directly on bedrock, meaning that there was scant dating evidence for this structure as there was no builder's trench or soil development in the area. TUs 22 and 23 to the rear of the structure contained a variety of late nineteenth-century ceramics and utilitarian wares, but soil development was shallow and the artifacts recovered in this location did little to advance an understanding of the construction date for this structure. While the shallow nature of the deposits hindered investigations in this area, the excavations in TUs 34–36 proved more fruitful. In this location, there were still bands of bedrock, but the low points served to capture kitchen debris, especially bone and shellfish remains. The soils in these declivities appear to have been the result of primary deposition: the size of ceramic fragments was larger and oyster shells were intact. The materials retrieved from this location appear to be related to the later nineteenth-century occupation.

Figure 6.11. Map of Area 3 units and features.

TU 8 was situated along the southeastern corner of the stone smokehouse in the north lawn of the farmstead complex. This unit contained a total of five distinct contexts and one feature (Figure 6.12). The uppermost layer in this location was Context 13, a dark brown (10YR3/3) silty loam. Like in most other locations across the site, this context was largely modern in origin. Context 13 overlay two other contexts, Context 33 and Context 38. Context 33 was a loose, dark yellowish brown (10YR3/4) silty loam with charcoal and brick flecking that sat on top of a deposit of brown (10YR4/3) silty loam mixed with reddish brown (5YR4/4) silty clay (Context 34). The Context 34 deposit appeared to

be an Ab horizon and was situated atop of natural subsoil, Context 4. Context 38, Feature 8, cut through Contexts 33, 34, and 4. Feature 8 was infilled with a brown (10YR4/3) silty loam mixed with strong brown (7.5YR4/6) silty clay; it was wider at the top and narrower toward the bottom and is believed to represent a historic post hole. The upper portion of the cut was packed with stones, likely to help hold the post vertical. Based on its spatial location, just to the east of the original opening to the smokehouse, it is likely that this post was related to a roof support for an overhang extending from the smokehouse. Examination of the structure of the smokehouse revealed that the current opening was once twice as wide, but was partially filled in with local stone to narrow the entrance at a later date. TU 8 was excavated to provide insight into when this alteration was made, but it was found that the smokehouse structure itself sat directly on top of natural bedrock with no builder's trench that may have contained temporally diagnostic materials.

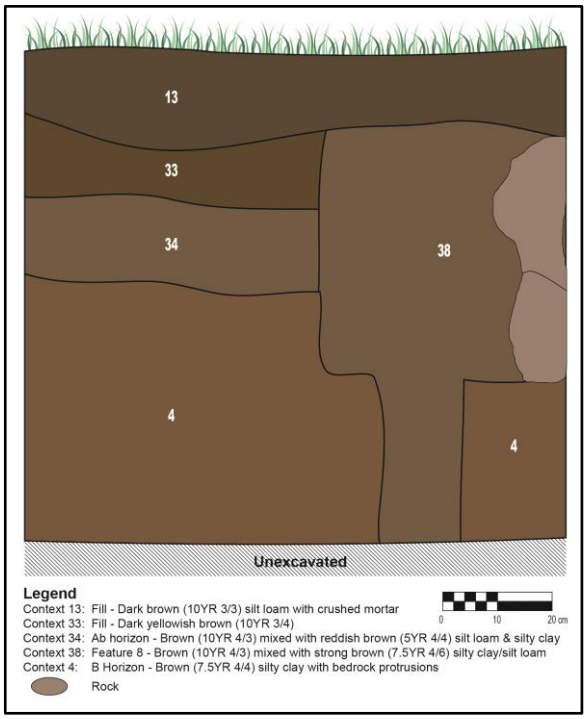

Figure 6.12. Profile of the east wall of TU 8.

TUs 22 and 23 were located on the western side of the smokehouse in the north yard of the farmhouse complex. While largely similar, these two units, separated by only 2 m, exhibited variation in deposition. The standard stratigraphic profile was the same as observed in TU 8, with the notable exception of a thin lens of brown (7.5YR4/3) soil with a high concentration of mortar (Context 40) between Contexts 13 and 34 in TU 22 (Figure 6.13). The undulating nature of the bedrock in this area was clearly visible in TU 23, where only a small patch of B horizon, Context 4, was encountered between outcrops of bedrock (Figure 6.14).

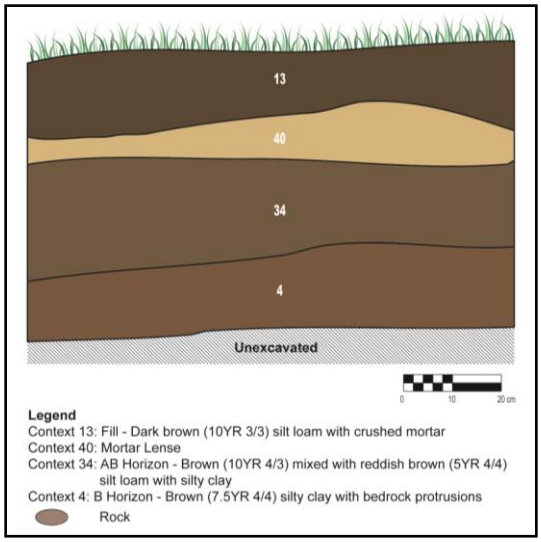

Figure 6.13. Profile of the east wall of TU 22.

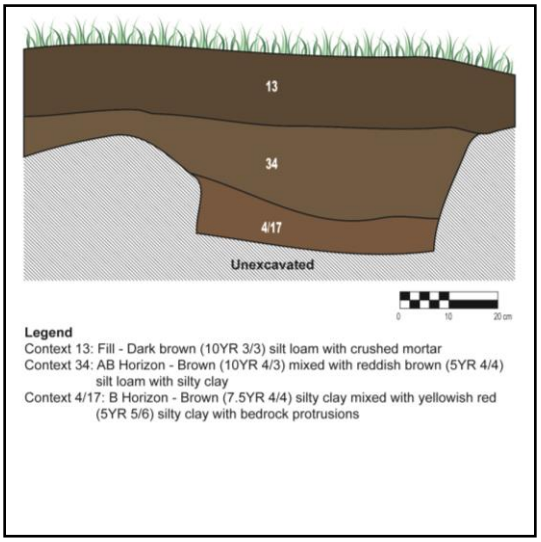

Figure 6.14. Profile of the south wall of TU 23.

TU 36 was located on the eastern side of the smokehouse, approximately 2 m south of the southeast corner of the chickenhouse. This unit conformed to the same stratigraphic progression seen in the units near the smokehouse (Figure 6.15). Similar to TU 23, a spur of natural bedrock occupied much of the floor of this unit, with substantial deposits of subsoil (Context 4) only being encountered in the western portion of the unit. While the deposition around the smokehouse appears to have remained largely stable, the artifacts recovered from TU 36 tended to be of a later date. This would seem to suggest that either this structure was not heavily used during earlier periods, or that it postdates the earlier phase of construction.

It was not possible to excavate a unit within the smokehouse itself as the building was constructed directly on top of an outcrop of natural bedrock. The adjacent chickenhouse was also built directly on bedrock, precluding stratigraphic investigation of that building as well. A high volume of historic metal and ceramic was encountered on top of an exposed slab of bedrock in this area, near a push pile of stones, but there was no evidence of a foundation associated with it. It is possible there were other farm outbuildings erected directly on bedrock that, once razed, are undetectable.

The remaining two units in Area 3 were located in the north lawn to the east of the smokehouse and chickenhouse. The deposition in this area was also largely regular, though it differed from the units excavated to the west in that it contained an additional layer. In TU 34 and TU 35 (Figure 6.16), there was a deposit of brown (10YR4/3) silty loam that was flecked with brick (Context 14). In both of these units, bedrock outcrops were encountered at the level of the top of Context 14, which was a historic fill layer. It seems likely that this historic fill layer was introduced to help level off uneven terrain in the yard, a problem not present in the area to the west. Underlying Context 14, which was excavated among a series of bedrock protrusions, the expected Apb horizon (Context 34) was encountered. The Context 34 deposit was also packed in and among rock outcroppings. Underlying Context 34 was Context 4, the naturally occurring subsoil. What is notable in this area was the increased presence of domestic ceramics and shell. This area was located downhill from the washhouse/summer kitchen area and the artifacts were likely kitchen debris that washed down the slope and got caught in the bedrock voids.

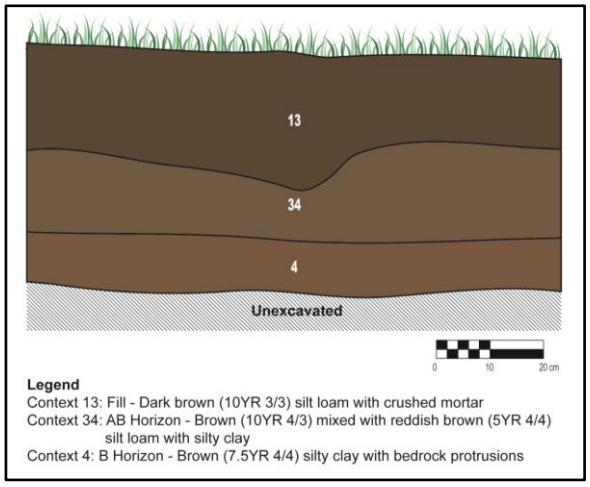

Figure 6.15. Profile of the west wall of TU 36.

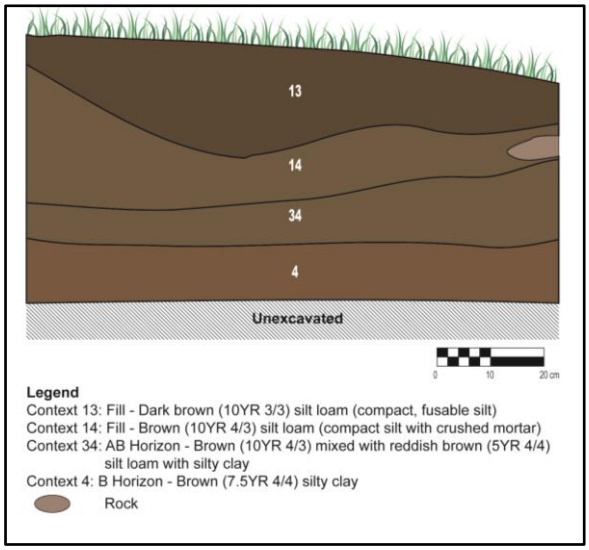

Figure 6.16. Profile of the west wall of TU 35.

Area 4

Area 4, located on the south side of the house, contained TUs 5, 9, 15, 21, 24, 25, 26, 27, 28, 29, 30, 31, 33, 37, 39, 42, 43, and 44 (Figure 6.17). Most of the TUs were clustered along the porch of the standing house. These units were placed to investigate a possible feature, ultimately designated Feature 6, identified by the GPR. Feature 6, a foundation, was first encountered in TU 5 and was subsequently exposed in TUs 9, 15, 21, 25–28, 33, 37, and 42–44. This foundation was on average only two courses of stone thick but was mortared. The interior of the foundation was bisected north-south by an ephemeral wall of spaced stones that likely served as an internal footer system for a post or a sill. Also within the interior, a layer of ash-stained and darkened and burned soil was encountered. This deposit and its interface included a number of early coins and was interpreted as the floor of the structure. Area 4 was focused almost exclusively on the Feature 6 foundation complex. While most features encountered in Area 4 were associated with Feature 6 there were exceptions. Feature 14 was a concrete footing for a later metal clothesline, and Feature 15 was a pit that was not directly related to Feature 6. In addition to features, two units, TUs 24 and 31, were dug during the process of attempting to delineate Feature 6 but did not directly pertain to it. TU 31 came down upon a cobbled surface (Context 171, Feature 95), a landscape feature similar to Feature 74 encountered in Area 1. TU 24, by contrast, contained no cultural features and gave the first glimpse of what the soils might look like away from the core of settlement, providing a useful template for determining that an area was not historically occupied.

TU 24 contained only three layers, Contexts 14, 16, and 4. Context 14 was a historic fill and demolition layer encountered in other units in Area 4 as well as most of Area 2. Context 14 was composed of a brown (10YR4/3) silty loam with some mortar inclusions. This deposit sat on top of Context 16, the brown (7.5YR4/4) silty clay AB horizon first encountered in Area 2. Context 2 sat on top of natural subsoil, a yellowish red (5YR5/6) silty clay that was classified as Context 17 (a variation of Context 4). The only deposit in this unit to yield a substantial volume of artifacts was Context 14, and no historic features were encountered.

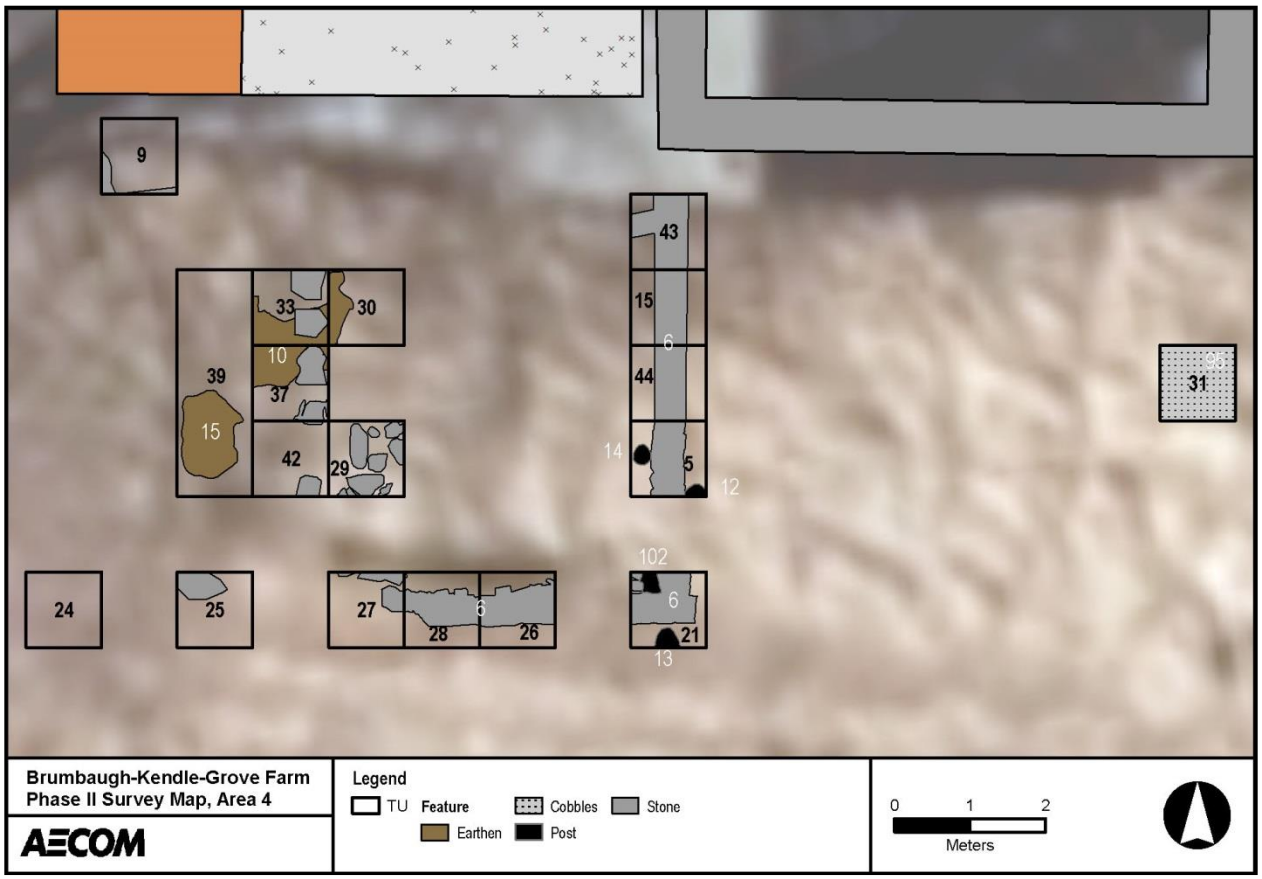

Figure 6.17. Map of Area 4 units and features.

The remaining units excavated in Area 4 all pertained to Feature 6. TUs 5, 9, 15, 21, 25, 26, 27, 28, 43, and 44 all contained Context 36, the exterior foundation wall of Feature 6. The interior portion of Feature 6 was divided in half by an ephemeral stone footer system, Context 36a, which ran north-south through the middle of the feature and was initially thought to be the western wall of the structure. Context 36a was encountered in TUs 29, 33, 37, and 42. There was a distinct difference between the stratigraphy on the interior and exterior of the structure, so they will be discussed separately below.

The interior of the Feature 6 structure was characterized by a fairly regular soil progression (Figure 6.18). The uppermost deposit was classified as Context 13, a modern Ao fill horizon, composed of a dark brown (10YR3/3) silty loam with 50 percent crushed mortar inclusions. Context 13 sat on top of Context 14, a brown (10YR4/3) silty loam that was more compact than the overlying Context 13 and showed a noticeable increase in the size and frequency of mortar inclusions. Context 14 was considered a historic fill layer of demolition debris. Underlying Context 14 was a historic fill/demolition deposit designated Context 39. Context 39 was a dark yellowish brown (10YR4/4) mixed with strong brown (7.5YR4/6) silty clay and contained substantial inclusions of brick and mortar fragments. Underlying Context 39 were contexts 41 and 64 both of determined to be part of the same surface classified as Feature 10. The Feature 10 deposit was composed of a strong brown (7.5YR4/6) silty clay mixed with reddish yellow (7.5YR6/8) and very dark brown (10YR2/2) silty clay and appeared baked—it was highly compacted and featured inclusions of ash.

Feature 10, has been determined to represent the interior floor surface of Feature 6. The Feature 10 deposit sat on top of natural B horizon subsoil, Context 4.

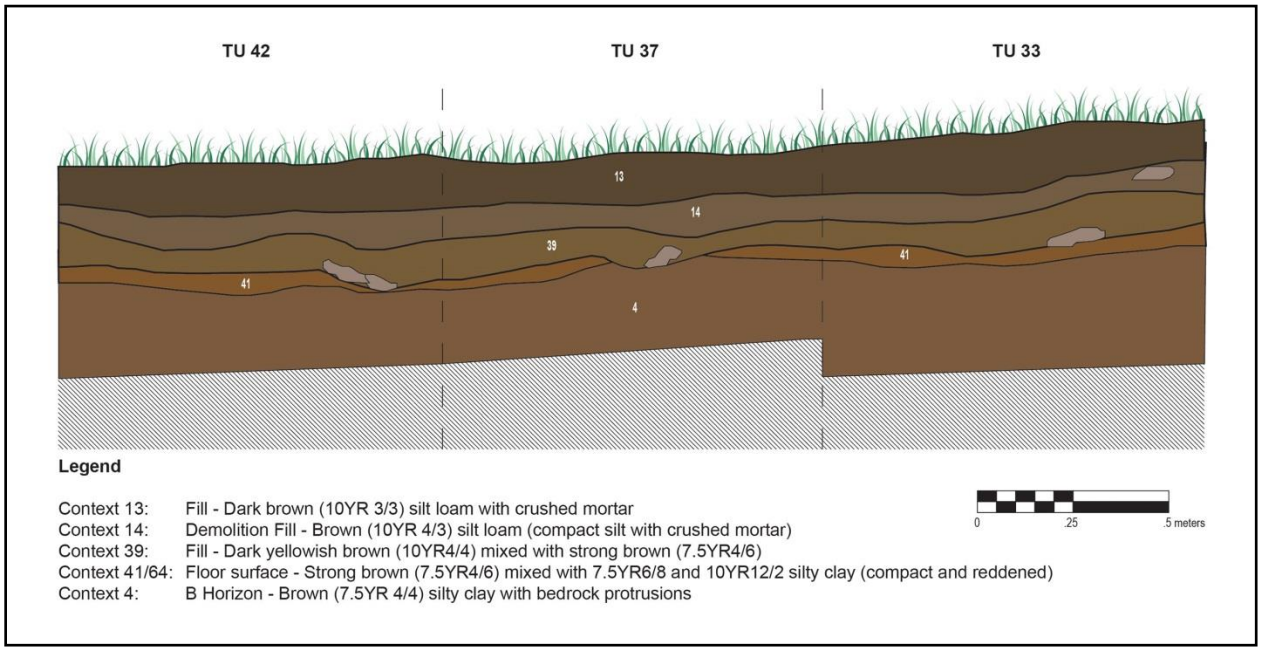

Figure 6.18. Profile of the western wall of Units 33, 37, and 42.

The exterior of Feature 6 displayed a different stratigraphic sequence from the interior, and it varied by location. The soil deposition on the south side of the foundation was largely similar to the depositional sequence observed in TU 24, to the west of the structure (discussed above). The only real difference was that the uppermost layer on the south side of the foundation was Context 13, which was not present in TU 24. The depositional sequence for TUs 26–28, from top to bottom, was Context 13, Context 14, Context 16, and Context 4 (subsoil).

Along the eastern wall of Feature 6, there were additional layers present between Context 14 and subsoil. The upper layers in this area were still Context 13 and Context 14, but underlying these deposits was a historic fill deposit, Context 35, instead of Context 16. Context 35 was a strong brown (7.5YR4/6) mottled with dark yellowish brown (10YR3/4) silty loam that was originally thought to have been part of a builder's trench. Further investigation revealed that Context 35 was, in fact, a historic fill episode around the foundation. Context 35 sat on top of Context 67e, dark yellowish brown (10YR3/4) silty loam mixed with strong brown (7.5YR4/6) silty clay. This deposit was also a thin sheet of historic fill that capped a very thin deposit of Context 41, the floor/burn layer that formed the interior floor of the structure. Given that Context 41 is elsewhere confined to the interior of the structure, it is possible that there was an entrance on this side of the building from which hearth debris was swept into the surrounding yard. The thin Context 41 deposit sat on top of a highly truncated A horizon, Context 72, a dark yellowish brown (10YR3/4) silty loam with charcoal flecking. Context 72 sat on top of natural subsoil (Context 4). Feature 6, the foundation wall, sat on top of a thin bed of Context 72 on the east side of the building, whereas on the other two sides of the structure Context 36 sat directly on subsoil. This suggests that the original ground surface sloped slightly to the east. Prior to construction, the site would have been leveled by grading the higher ground to the west, removing the A horizon.

Area 5

A single 2 x 2 m unit, TU 45, was excavated in Area 5, located near the barn between the wagon shed door and the nearby dry creek bed (Figure 6.19). Most of the material recovered from this location pertained to the operation of the farm. Iron fasteners, nails, and screws were the principal artifact types recovered in abundance from this location. Ceramics found in this location were fragmentary and were almost exclusively redwares. While historic finds from this location were largely nondiagnostic, a prehistoric projectile point was located in the top 10 cm of the B horizon. This point was made of rhyolite in the Otter Creek style, a form that dates to the Middle to Late Archaic (4610–2270 BP) (Stewart 1980). Unfortunately, no other prehistoric finds or features were located in association with this point. While

not direct evidence of occupation, such a find demonstrates that the area had been visited by a precontact population who likely used the area along the former creek for hunting.

The stratigraphy observed in Area 5 was straightforward. The uppermost deposit was fill, a dark brown (10YR3/3) silty loam (excavated as Context 13). This overlay another fill deposit composed of a brown (10YR4/3) silty loam (excavated as Context 14), which in turn sat on top of a natural subsoil deposit of brown (7.5YR4/4) silty clay (Context 4) (Figure 6.20). It is not possible to state conclusively that the deposits noted in this location represent the same depositional contexts as those closer to the main house, despite their color and texture similarities. To keep the artifacts recovered from these deposits separate, Contexts 13 and 14 in Area 5 were reassigned to Contexts 175 and 176, respectively.

Figure 6.19. Map of Area 5

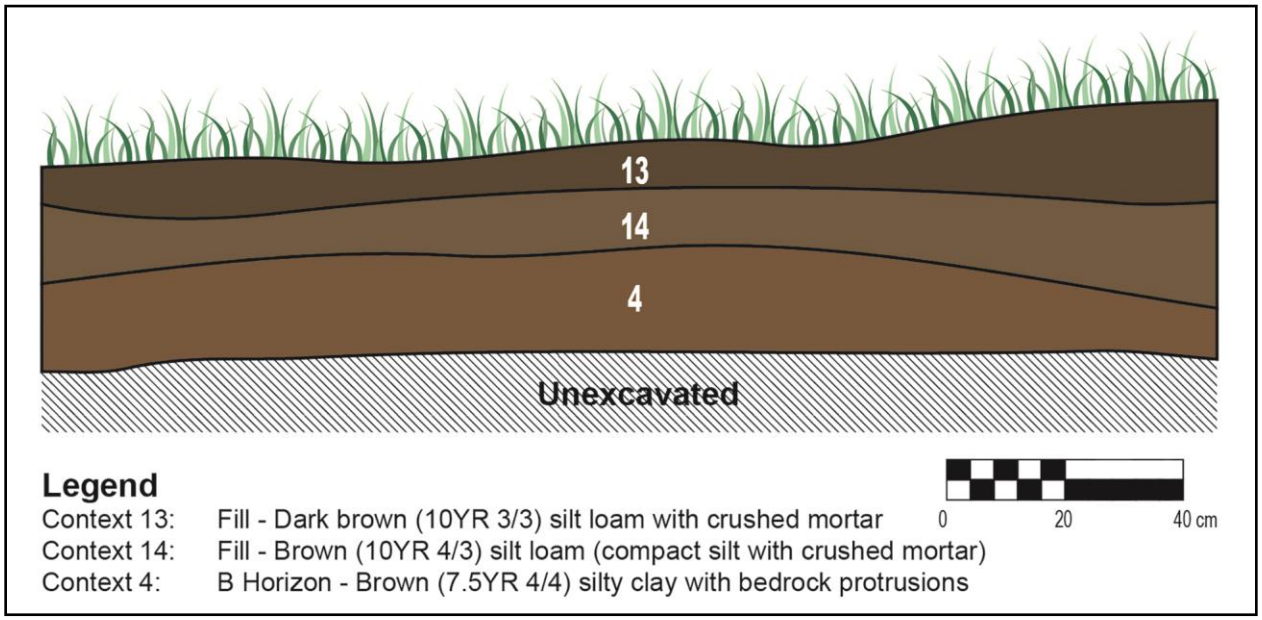

Figure 6.20. Profile of the south wall of Unit 45, Area 5

TRENCHES

Five mechanically excavated test trenches covering an additional 80.5 m^2 were completed during the Phase II survey. These trenches were excavated to provide cross-sections of various locations across the site and enable a fuller understanding of contextual relationships.

Trench 1

Trench 1 ran west-east from the northeast corner of the house to the driveway, providing a cross-section of the front lawn, from the house and to the driveway in the east. This trenching effort revealed a portion of Features 74 and 75 in its wall profile. The remaining cross-section profile of the front lawn showed a series of lawn surfaces including a modern Ao horizon, a mixed historic fill layer over a buried Ap horizon, and a B horizon. This deposition was largely typical of this area apart from the easternmost portion of the trench where there was a raised outcrop of bedrock and a deposit of gravel aggregate for the adjacent road. Apart from the two pathway features, no cultural features were encountered in this trench.

Trench 1 included seven contexts, Contexts 1, 5, 2, 134, 135, 63, and 4 (Figure 6.21). The uppermost deposit was Context 1, a dark brown (10YR3/3) silty loam that was classified as an Ao horizon. Context 1 was on average 10 cm thick. Underlying Context 1 was Context 5, a fill deposit composed of a mixture of brown (7.5YR4/4) and dark brown (10YR3/3) silty clay. Context 5 was narrow in the west, being only 5 cm thick, but increased to nearly 20 cm in the center of the trench before tapering off and disappearing as the trench neared the driveway in the east. Typically the next stratum encountered in Trench 1 was Context 2, a fill deposit of brown (10YR4/3) silty loam with periodic inclusions of angular rock. The Context 2 fill, which largely sat on top of natural bedrock, was used to grade the lawn surface and was interrupted several times by cuts or features. The thickness of the deposit undulated considerably across the length of the trench, following the contours of the underlying parent material and varying in depth from less than 10 cm near the house up to 25 cm closer to the driveway. At the west end of Trench 1, Context 2 was cut by Context 134, the cobblestone portion of Feature 74, and by Context 135, Feature 75, another stone pathway. Between 8.5 and 10 m east of the house, Context 2 was cut by a very dark brown (10YR2/2) silty loam deposit that included inclusions of brick. The western portion of Context 63 sat directly on top top of bedrock while the eastern 1.5 m sat atop a truncated portion of Context 2. Across most of its length Context 2 sat directly on top of natural bedrock, but in a few isolated locations, there were remnant deposits of Context 4, a brown (7.5YR4/4) silty clay that was classified as B horizon.

Trench 2

Trench 2, 1 m wide × 17.5 m long, was placed to provide a cross-section of the north lawn of the house between the house's north wall and the macadam driveway. The profile for this trench revealed several graded lawn surfaces characterized by lines of large gravel capped by organic soil (Figure 6.22). These deposits represented two graded lawn surfaces that spanned the width of the north lawn. The surfaces were not cobbled like the paths to the south, but were rather a combination of stone and packed earth formed into a working yard surface.

Trench 2 revealed a total of nine distinct contexts across. The deposition in the southern and northern extremes of the trench was more variable than the lawn area in between. In the south, the variance was caused by disturbance related to the construction of the house, while in the north, the construction of the extant driveway had dramatically altered the stratigraphy. Across most of the length of the trench, the uppermost context was Context 1, a dark brown (10YR3/3) silty loam Ao horizon. In the northern portion of the trench, however, this Ao horizon deposit had been cut away and replaced with Context 55, a deposit of modern driveway gravel. The Context 55 deposit characterized the uppermost layer in the northernmost 5.5 m of Trench 2. The next major deposit was Context 2, which occupied most of the central lawn. Context 2 was a deposit of brown (10YR4/3) silty loam with inclusions of yellow mortar; it was dominated by large angular stones that formed a yard surface. Context 2 began about 3 m north of the north wall of the house and continued north to about 12.2 m north of the house, at which point it was cut by Context 55 and 56. Context 56 was a deposit of redeposited Ao horizon characterized by a very dark grayish brown (10YR3/2) silty loam fill that was presumably used to level the yard prior to the deposition of Context 55. At the northern end of the trench, Context 56 was cut by a deposit of asphalt rubble that was classified as Context 57.

Underlying Context 2 was typically Context 5, a thin deposit of truncated very dark grayish brown (10YR3/2) silty loam mixed with dark yellowish brown (10YR3/4) silty loam that may have been a historic Ao horizon. This deposit was present between 3 m north of the house to nearly 11 m north of the house, at which point it tapered off and disappeared. Context 5 sat on top of a deposit of historic grading material (Context 54) characterized by a dark yellowish brown (10YR4/4) silty loam fill among medium angular stones that created a yard surface. The Context 54 deposit began at 2.6 m north of the house and continued to the end of the trench, being partially cut by Contexts 56 and 57 at the northern end of the trench. The presence of Context 54 beneath Contexts 55, 56, and 57 suggests that prior to the construction of the modern driveway the yard surface in this area may have followed the same depositional sequence as was observed in the middle of the yard to the south. Across most of its length Context 54 sat directly atop Context 6, natural bedrock, but between 5.2 m and 9.2 m, there was a thin deposit of natural B horizon, Context 4.

The southern 3 m of Trench 2 featured an entirely different stratigraphic profile below the modern Ao horizon (Context 1) than the remainder of the trench. Underlying Context 1 was a deposit of Context 49, a historic fill episode characterized by a dark brown (10YR3/3) silty loam. This Context 49 deposit extended from the southern end of the trench 3.5 m north, at which point it tapered off beneath Context 2. Between 1 m and 3 m north of the house Context 49 was cut by another fill deposit, Context 53, which was characterized by a dark yellowish brown (10YR3/4) silty loam. Underlying Context 49 was a deposit of historic fill, Context 50, which was a combination of dark yellowish brown (10YR3/4) silty loam mixed with strong brown (7.5YR4/6) silty clay. Context 50 only existed between the north wall of the house and the adjacent bedrock outcrop 1.3 m to the north. Underlying Context 50 was a deposit of Context 53, a dark yellowish brown (10YR3/4) silty loam, which was likely a remnant Ao horizon. Similar to Context 50, Context 53 only existed between the foundation wall and the adjacent bedrock outcrop to the north. Underlying Context 53 was a deposit of natural subsoil, Context 4. The Context 4 deposit continued down nearly 60 cm before encountering Context 6, natural bedrock. In the 20 cm immediately adjacent to the wall, there was a builder's trench cut, Context 52, which was characterized by a mixed deposit of dark yellowish brown (10YR4/4) silty loam and strong brown (7.5YR4/6) silty clay. The presence of this cut through Contexts 53 and 4 indicates that those contexts predate the extension of the foundation in this location. As much of the rest of the yard appears to have been engineered, Context 53 may represent the only surviving vestige of undisturbed A horizon in this area.

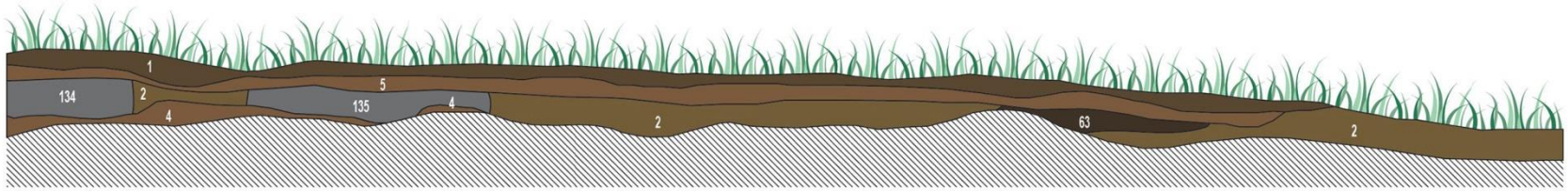

Legend

Context 1:	Ao horizon - Dark brown (10YR3/3) silty loam
Context 5:	Fill - Brown (7.5YR4/4) mixed with dark brown (10YR3/3) silty clay
Context 134:	Feature 74 - Cobbled path - Brown (10YR4/3) silty loam
Context 135:	Feature 75 - Cobbled path - Brown (10YR4/3) silty loam
Context 63:	Fill - Very dark brown (10YR2/2) silty loam with brick fragments
Context 2:	Fill - Brown (10YR4/3) silty loam with yellow mortar
Context 4:	B Horizon - Brown (7.5YR 4/4) silty clay with bedrock protrusions

Figure 6.21. Trench 1, North wall profile.

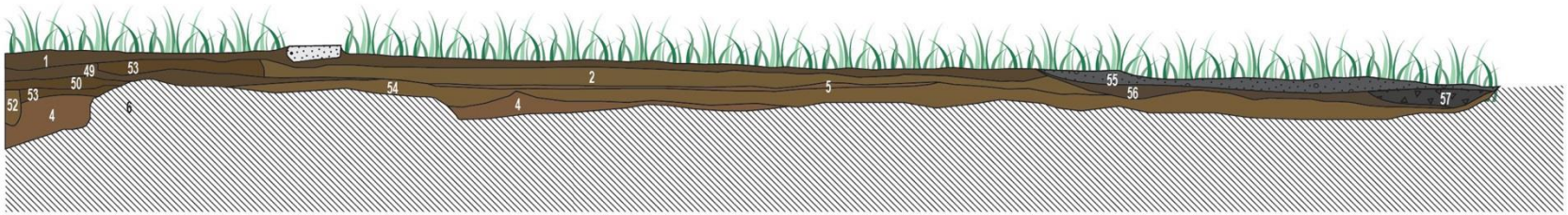

Legend

Context 1:	Ao horizon - Dark brown (10YR3/3) silty loam
Context 55:	Modern driveway gravels
Context 57:	Asphalt fill "Millings"
Context 56:	Leveling fill - Very dark grayish brown (10YR3/2) silty loam
Context 53:	Fill - Dark yellowish brown (10YR3/4) silty loam
Context 2:	Fill - Brown (10YR4/3) silty loam with yellow mortar
Context 49:	Fill - Dark brown (10YR3/3) silty loam
Context 50:	Fill - Dark yellowish brown (10YR3/4) mixed with strong brown (7.5YR4/6) silty loam
Context 52:	Builder's Trench - Dark yellowish brown (10YR4/4) mixed with strong brown (7.5YR4/6) silty loam
Context 53:	Fill - Dark yellowish brown (10YR3/4) silty loam
Context 4:	B Horizon - Brown (7.5YR 4/4) silty clay with bedrock protrusions

Figure 6.22. Trench 2, West wall profile.

Trench 3

Trench 3 was excavated in the section of the north lawn between the barn and the drainage ditch to explore an area that had not been fully sampled during the Phase IB survey owing to deep compacted fills and macadam. The profile observed in this area demonstrated that much of the visible ground surface resulted from grading of modern (within the last 20 years) off-site fill soils (Figure 6.23). Beneath the substantial fill caps, there was a deposit of millings that had been used to form a driveway surface. The soils beneath this deposit were composed of B horizon, the uppermost portion of which had been stained darker by leaching of material from the overlying layer of millings. A possible cobbled surface was encountered at the base of the trench, near its middle, but subsequent exploration determined it to be the remains of grading and infilling, not a prepared surface. In the northern portion of the trench, the milling deposits were absent and the soil beneath the fills included a truncated Ap horizon on top of a thin B horizon that sat directly on bedrock.

The uppermost deposit of sediment, which spanned the length of the trench, was Context 58. This deposit averaged 40 cm deep but varied from 20 cm at the southern end of the trench to 70 cm at the northern end. Context 58 capped three separate fill deposits—Context 62, Context 57, and Context 59. It appears that Context 62 was the first fill dump episode to be deposited. Context 62 sat directly on top of bedrock and was composed of brown (7.5YR4/4) banded with a thin deposit of yellowish brown (10YR5/4) silty clay. Near the middle of the trench, this deposit tapered off and was replaced by Context 57, which was a deposit of gray asphalt millings. This deposit overlay part of the Context 62, indicating that it was deposited after Context 62 had been established. Further to the south, Context 57 was replaced by Context 59, a fill characterized by a mixed matrix of yellowish red (5YR4/6) silty clay and dark yellowish brown (10YR4/4) silty clay. Context 59 overlay the southern portion of Context 57, again indicating that it had been established after the Context 57 deposit had been created. Underlying both Contexts 57 and 59 was a deposit of black asphalt millings designated Context 60. Context 60 was likely the original driveway grade prior to the late twentieth-century dumping of soils that created the overlying contexts. Near the middle of the trench, Context 60 capped a small remnant deposit of subsoil, Context 4, which sat directly on top of bedrock. In this location, Context 4 appears to have been substantially truncated. In the southern third of the trench, however, the deposit beneath Context 60 was Context 61, a dark grayish brown (10YR4/2) deposit of silty loam that may have been a former A horizon. The darker color of this soil may be accounted for by the leaching of material from the overlying paved surface. Underlying the Context 61 deposit was a thin deposit of Context 4, B horizon, which appeared to be intact. No cultural material was recovered from Context 61.

Trench 4

Trench 4 was a small test trench located to the south of the large tree near the southwest corner of the house. This trench ran east-west, beginning at the western wall of TU 24 and continuing westward for about 7 m. This trench revealed no features but did demonstrate that much of this portion of the yard conformed to a simple Ap over B horizon depositional sequence. Bedrock in this location was very close to the surface, and the B horizon was shallow. This trench provided the first real indication of what the soils on the periphery of the yard and in the cornfields might be like.

Trench 4 displayed a total of five unique contexts (Figure 6.24). The uppermost layer across the entirety of the trench was Context 13, an Ap fill deposit composed of a dark brown (10YR3/3) silty loam. Across the western half of the trench, the Context 13 deposit sat directly on top of a thin deposit of natural B horizon (Context 17), which in turn sat on top of natural bedrock (Context 6). In the eastern part of the trench, however, there were two additional contexts between Contexts 13 and 17. Context 14 was a historic fill deposit composed of a brown (10YR4/3) silty loam that included mortar and demolition debris. This deposit began about midway across the trench, gradually increasing in depth as it moved east. The western portion of the Context 14 deposit sat directly on top of Context 17, B horizon, but beneath the eastern half of the Context 14 deposit, a thin deposit of Context 16 was evident. The Context 16 deposit, composed of a brown (7.5YR4/4) silty clay that was compact and friable, capped a thin band of Context 17 (B horizon) before bedrock was encountered.

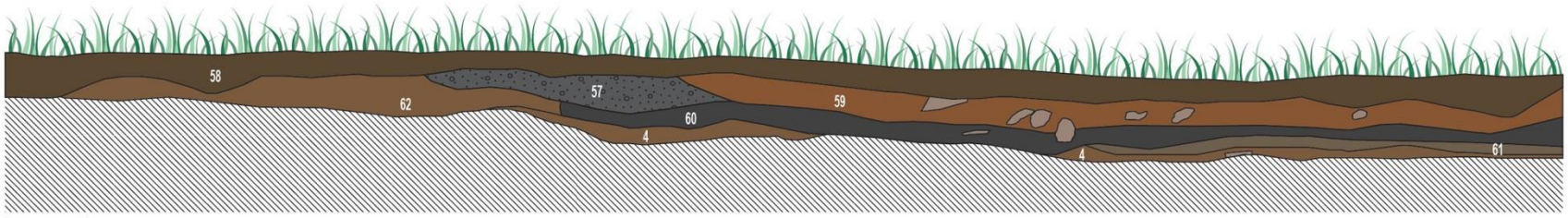

Legend

Context 58:	Fill - Dark brown (10YR3/3) silty clay
Context 57:	Asphalt fill - Millings
Context 59:	Fill - Yellowish red (5YR4/6) mixed with dark yellowish brown (10YR4/4) silty clay
Context 60:	B horizon - Yellowish red (5YR5/6) silty clay
Context 62:	Asphalt fill - Millings
Context 61:	Possible Ab - Dark grayish brown (10YR4/2) silty loam (color leaching from millings in Context 60)
Context 4:	B horizon - Brown (7.5YR4/4) silty clay
Context 6:	Bedrock

0 1 2 meters

Figure 6.23. Trench 3, East wall profile.

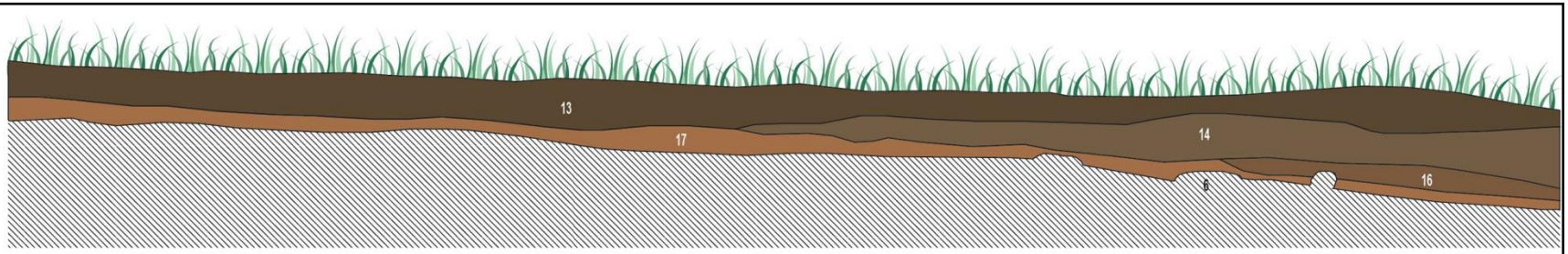

Legend

Context 13:	Ap fill deposit - Dark brown (10YR3/3) silty loam
Context 14:	Historic Fill - Brown (10YR4/3) silty loam
Context 16:	Ab horizon - Brown (7.5YR4/4) silty clay
Context 17:	B horizon - Yellowish red (5YR5/6) silty clay
Context 6:	Bedrock

0 .5 1 meter

Figure 6.24. Trench 4, North wall profile.

Trench 5

Trench 5 was excavated on the south side of the cement well cap to the east of the house. The purpose of this trench was to determine the nature of the construction of the well. The well proved to be built of a ring of dry laid stone approximately 0.3 m thick and 1.7 m deep from the top of the well cap (Photo 6.1). The main structure of the well was cut into the natural bedrock while the stack of the well was built to sit on top of bedrock. The majority of the artifacts recovered in association with this well were either nondiagnostic or mid-late nineteenth century in origin. Trench 5 demonstrated that the original ground surface and the original well grade were substantially lower than the current height of the well cap. It appeared that the original design of the well was a direct cut into bedrock and that the well collar was added at a later date as the lawn grade was raised to match the new height of the driveway and east lawn. Subsequent mechanical stripping in the area demonstrated that the original path grade of Feature 75 respected this original ground depth, suggesting that the well was established at the lower grade at the time the pathway was constructed.

Photo 6.1. Trench 5, north profile showing construction of the well using dry-laid stone.

SUMMARY OF PHASE II TESTING

Phase II archaeological testing provided a wealth of archaeological data and greatly increased the understanding of the farmstead. As with the Phase IB testing, the excavations undertaken in the south and western yards of the brick farmhouse continued to produce the highest volume of artifacts. However, the Phase II testing in most areas identified features and contexts that provided not only information about the site but presented new targets for the Phase III excavation. The north lawn of the brick farmhouse was sampled via the TUs in Area 1 in addition to Trench 1 and 2. These excavations led to the discovery that the north lawn was a historically prepared and graded yard surface that capped an earlier eighteenth-century ground surface. Excavations in this location also demonstrated the presence of several path features, which was notable as paths led to other locations. As some of these paths seemed to head toward the structurally vacant middle of the yard between the house and the barn, chasing out these paths in the hope of identifying former outbuilding became a goal for the Phase III effort.

The excavations in Area 2 in the west lawn of the house suggested that this area was principally used as a midden dating back as far as the late eighteenth century. Artifact density suggested that this deposit continued further west than the area sampled within Area 2, so this western yard became another target for the subsequent Phase III effort. The Area 2 excavations also identified two builder's trenches associated with the rear ell basement, linking these two deposits to the two observed construction phases seen in the walls and enabling the phasing of the construction to be better understood.

Excavations in the south lawn, which consisted of the TUs in Area 4 and Trench 4, suggested that the area immediately to the south of the rear ell porch on the brick farmhouse was the site of a former structure, Feature 6, of which the south and east walls had been located. The presence of this structure raised a variety of questions about the structure's size, shape, age, and relationship to the standing building. As only two walls of the structure were encountered in Area 4, finding the western wall to this structure became a primary focus of the Phase III excavation.

Excavations in the northwest yard around Area 3 produced no new evidence of structural features and only limited dating evidence for the standing structures such as the smokehouse and chickenhouse. This was because many of these outbuildings were built with foundations sitting directly on top of bedrock outcrops, making the archaeological traces of their construction and occupation ephemeral. Some evidence of midden activity in the yard just north of the summer kitchen was encountered, but it was less well developed that that of Area 2, was later in date, and seemed to only occur where natural fissures in the bedrock had allowed material to collect (the rest having been graded away).

The excavation of Trench 3 in the yard between the house and the barn showed that much of the area close to the barn was disturbed and/or and was principally composed of modern fills overlying bedrock, making the chance of finding evidence of historical features in these areas less likely. The excavations in Area 5 near the southwest corner of the barn showed that natural soils were present. Area 5 produced precontact artifacts, but no features of any kind were encountered. While natural soils did survive in this area, and some historical deposits were encountered, these deposits were principally composed of nails and fasteners associated with the general operation of the farm. Such deposits were not diagnostic or indicative of a particular activity and therefore were deemed of little interpretive value. Based on these results it was determined that the most interpretively valuable information would be gleaned by concentrating the bulk of the Phase III effort in the north, south, and west lawns of the brick dwelling.

7. PHASE III – DATA RECOVERY RESULTS

For purposes of spatial control during the Phase III investigation, the site was broken up into strip blocks, as shown in Figure 7.1. Strip blocks were established to tests locations with high potential identified during the Phase IB and Phase II surveys and to identify cultural features and deposits in these locations. Areas around features identified during earlier testing were expanded to provide a more robust picture of those features and allow for their association with other features to be determined. Also, higher probability areas where additional features were anticipated were mechanically stripped to determine if features were present. The placement of strip blocks was typically done to accomplish one of the aforementioned objectives, but in some cases, stripping was done in an exploratory manner to help ascertain the extent of cultural deposits. Most of the eight strip blocks became part of a contiguous open excavation, while three of the stripped areas were spatially isolated and did not join up. Despite the fact that these strip blocks joined up, their original divisions were maintained as a means of spatial control for analytical purposes.

ARCHAEOLOGICAL FEATURES

A total of 106 features were encountered as a result of excavation and construction monitoring (Table 7.1). The first 15 features were encountered during the Phase II effort while the remaining features were products of the Phase III and construction monitoring efforts. The discussion of features in this chapter is principally organized spatially, by the strip blocks, with the exception of a few functional groupings, some of which crossed strip block boundaries. These functional groupings are referred to as complexes and are composed of a primary feature (for which the complex is named) and a number of associated secondary features that inform the interpretation of the primary feature.

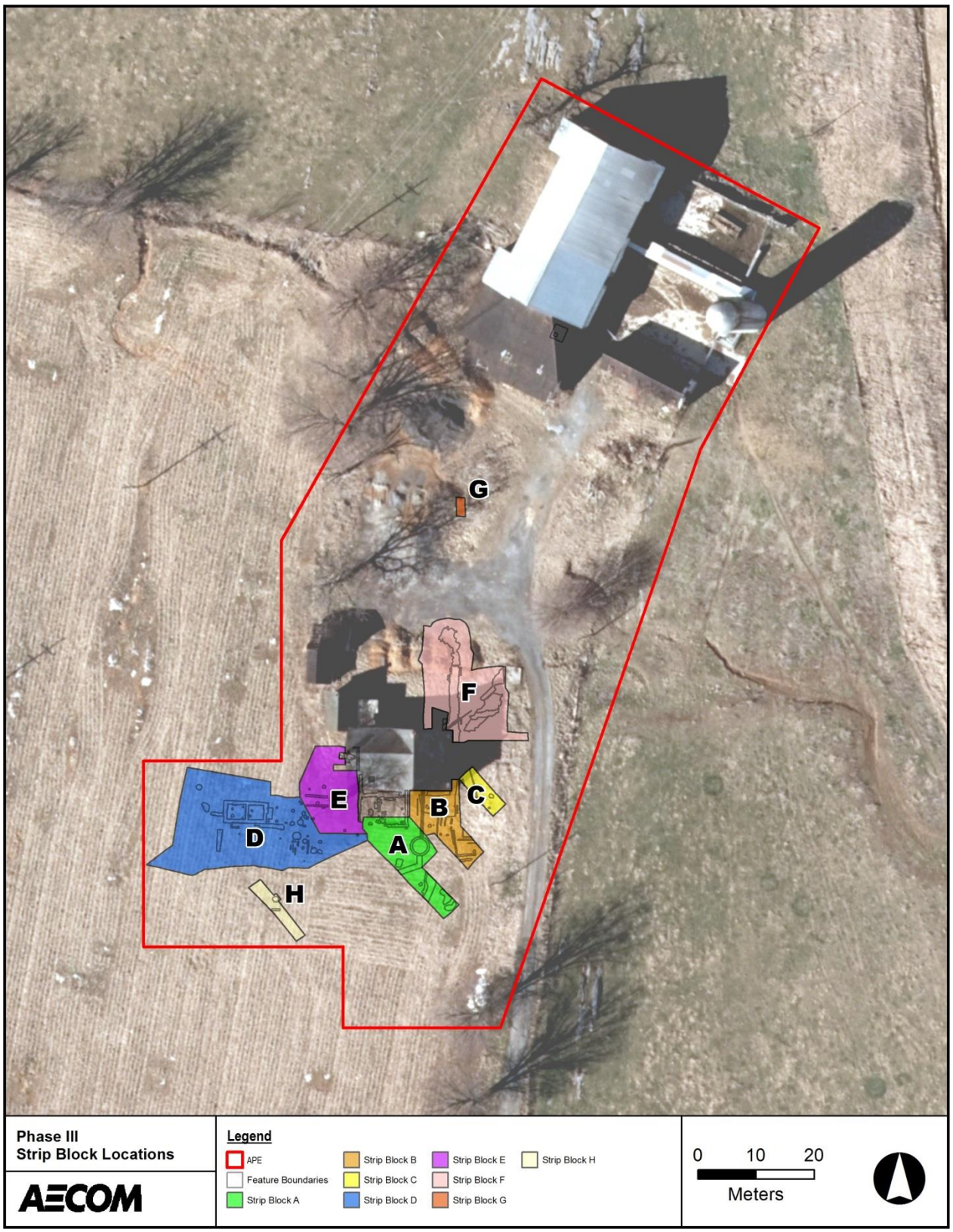

Figure 7.1. Location of Phase III strip blocks.

Table 7.1. Features and Contexts, Phase III Data Recovery and Construction Monitoring

Feature	Contexts	Type	Dimensions (cm)	Starting Elevation (m amsl)	Terminal Depth (cm bgs)	Northing	Easting	Report Section
1	11	Post hole	22 x 24	197.8	10	519.09	482.90	Area 1 (Chapter 6)
2	23, 24	Iron tank and packing rock	190 x 108	198.49	104	513.31	463.71	Area 2 (Chapter 6)
3	25	Former STP	D 69	198.61	n/a	513. 35	462.18	Area 2 (Chapter 6)
4	30	Iron tank remnant	28 x 25	198.49	104	513.01	464.12	Area 2 (Chapter 6)
5	31, 32	Pipe Trench	79 x 42	198.57	66	513.27	465.06	Area 2 (Chapter 6)
6	36	Stone Foundation	900 × 830	198.33	47	508.25	465.69	Feature 6 Complex
7	37	Not a Feature			n/a			
8	38	Post	42 x 41	198.34	76	526.67	462.00	Area 3 (Chapter 6)
9	47	Post	6 x 19	198.56	22	511.01	465.10	Area 2 (Chapter 6)
10	41, 64	Floor	767 x 462	198.37	2	504.37	469.32	Feature 6 Complex
11	65	Post	40 x 12	198.58	63	514.94	464.52	Area 2 (Chapter 6)
12	68	Post	29 x 17	198.18	37	503.06	473.86	Feature 6 Complex
13	69	Post	25 x 27	197.94	22	501.10	473.48	Feature 6 Complex
14	70	Metal Post for Clothesline	23 x 26	198.25	42	503.54	473.15	Area 4 (Chapter 6)
15	71	Pit	69 x 115	198.28		503.79	467.40	Area 4 (Chapter 6)
16	73	Brick Cistern	340 × 340	198.68	230	498.00	475.81	Strip Block A
17	74	Planting Hole	D 31.5	197.38	4	504.58	487.73	Strip Block C, Plantings
18	75	Post Hole	70 × 75	197.56	14	506.56	488.08	Strip Block C, Post Holes
19	76	Pipe Trench	230 × 13	197.19	n/a	495.68	483.75	Strip Block B, Modern and Non-Cultural Features
20	77	Pipe Trench	420 × 34	197.24	n/a	496.50	483.79	Strip Block B, Modern and Non-Cultural Features
21	78	Planting Hole	45 × 38	197.41	12	497.11	485.18	Strip Block B, Plantings
22	79	Rodent Disturbance	D 7	197.16	14	501.63	478.19	Strip Block B, Modern and Non-Cultural Features
23	80	Post Hole	41 × 47	197.58	41	501.52	477.46	Strip Block B, Post Holes
24	81	Pit	59 × 39	197.75	6	504.71	477.10	Strip Block B
25	82	Pipe Trench	47 x 827	197.7	n/a	504.00	476.39	Strip Block B
26	83	Post Hole	31 × 28	197.47	15	500.05	479.38	Strip Block B, Post Holes
27	84	Oval Cut	37 × 24	197.44	10	499.91	480.57	Strip Block B
28	85	Soil Stain	140 x 97	197.66	n/a	495.04	472.24	Strip Block A, Modern and Non-Cultural Features
29	86	Pipe Trench	538 x93	197.7	n/a	494.32	474.64	Strip Block A, Modern and Non-Cultural Features
30	87	Pipe Trench	28 x 427	197.6	n/a	491.42	476.85	Strip Block A, Modern and Non-Cultural Features
31	88	Pipe Trench	193 x 378	197.6	n/a	490.60	477.60	Strip Block A, Modern and Non-Cultural Features
32	89	Pipe Trench	248 x 163	197.5	n/a	489.42	480.46	Strip Block A, Modern and Non-Cultural Features
33	90	Root Stain	103 x 207	197.5	2	487.49	481.17	Strip Block A, Modern and Non-Cultural Features
34	91, 92, 93, 168	Stone Foundation	380 × 760	198.53	9	505.12	445.94	Feature 34 Complex
35	94	Brick Footer	86 × 297	198.73	7	501.25	443.47	Feature 34 Complex
36	96	Stone Wall	210 × 44	198.87	34	503.52	441.02	Feature 34 Complex
37	97	Stone Wall	89 × 375	198.7	35	499.14	441.44	Feature 34 Complex
38	98	Bioturbation	45 x 66	197.58	n/a	491.45	475.94	Strip Block A, Modern and Non-Cultural Features
39	99, 104	Post Hole	67 × 73	198.07	70	498.76	457.59	Strip Block D, Post Holes
40	100	Tree Hole	110 × 82	198.11	10	497.23	457.67	Strip Block D, Plantings
41	101	Bioturbation	15 × 14	198.15	3	495.44	455.99	Strip Block D, Modern and Non-Cultural Features
42	102	Bioturbation	45 × 50	198.18	2	497.70	455.73	Strip Block D, Modern and Non-Cultural Features
43	103	Planting Hole	D 66	198.17	10	498.85	456.12	Strip Block D, Plantings
44	104	Root Stain	29 × 34	198.2	4	499.78	456.52	Strip Block D, Modern and Non-Cultural Features

Table 7.1. Features and Contexts, Phase III Data Recovery and Construction Monitoring

Feature	Contexts	Type	Dimensions (cm)	Starting Elevation (m amsl)	Terminal Depth (cm bgs)	Northing	Easting	Report Section
45	105	Plow Scar		198.22	2	498.50	454.89	Strip Block D
46	106	Soil Stain	63 × 52	198.24	2	498.88	454.27	Strip Block D, Modern and Non-Cultural Features
47	107	Tree Hole	D 136	198.44	7	502.27	449.81	Strip Block D, Plantings
48	108	Planting Bed	444 × 70	198.42	16	501.38	450.82	Feature 34 Complex
49	109	Post Hole	29 × 31	198.36	38	501.97	452.83	Strip Block D, Post Holes
50	110	Tree Hole	75 × 77	198.34	11	501.92	453.89	Strip Block D, Plantings
51	112	Tree Hole	88 × 93	198.31	36	502.09	455.32	Strip Block D, Plantings
52	111	Planting Hole	D 24	198.35	5	502.92	455.39	Strip Block D, Plantings
53	113	Rodent Burrow	50 × 77	198.30	21	503.52	455.82	Strip Block D, Modern and Non-Cultural Features
54	114	Fence Post Anchor	49 × 56	198.33	27	503.10	456.06	Feature 54 Complex
55	115	Post Hole	40 × 30	198.00	34	502.91	456.50	Feature 54 Complex
56	116	Soil Stain	30 × 56	198.29	24	501.48	455.98	Strip Block D, Modern and Non-Cultural Features
57	117	Planting Hole	42 × 52	198.06	13	498.66	458.66	Strip Block D, Plantings
58	118	Post Hole	74 × 51	198.35	14	502.71	457.42	Strip Block E, Post Holes
59	119	Sill Cut	267 × 22	198.28	14	504.86	457.86	Strip Block E
60	120	Former STP	D 57	198.24	n/a	505.37	458.27	Strip Block E, Modern and Non-Cultural Features
61	121	Sill Cut	30 × 242	198.29	10	506.65	457.61	Strip Block E
62	122	Post Hole	26 × 29	198.30	20			Strip Block E, Post Holes
63	123	Post Hole	40 × 42	198.36	21	505.32	455.45	Strip Block D, Post Holes
64	124	Soil Stain	23 × 25	198.40	3	505.67	455.17	Strip Block D, Modern and Non-Cultural Features
65	125	Tree Hole	59 × 56	198.40	21	504.13	454.00	Strip Block D, Plantings
66	126	Soil Stain	78 × 219	198.45	5	503.37	449.99	Feature 34 Complex
67	127	Planting Hole	49 × 53	198.44	12	502.28	449.80	Strip Block D, Plantings
68	128	Post Hole	40 × 35	198.36	30	502.33	451.19	Feature 34 Complex
69	129	Root Stain	17 × 21	198.35	n/a	500.23	446.90	Strip Block D, Modern and Non-Cultural Features
70	130	Midden	185 × 124	198.78	17	504.71	439.10	Feature 34 Complex
71	131	Post Hole	40 × 34	197.99	24	500.69	462.87	Strip Block E, Post Holes
72	132	Soil Stain	D 34	197.97	14	499.95	465.09	Strip Block D, Plantings
73	133	Bioturbation	59 × 56	198.30	15	499.31	451.85	Strip Block D, Modern and Non-Cultural Features
74	134, 165, 167	Cobble Pathway	1950 × 160	197.26	21	517.93	482.40	Strip Block F
75	135, 166	Cobble Pathway	275 x 807	195.25–197.19	18	517.74	485.65	Strip Block F
76	136	Pit	D 20	198.37	17	500.13	444.80	Strip Block D
77	137	Bioturbation	D 22	198.37	22	499.87	444.66	Strip Block D, Modern and Non-Cultural Features
78	138	Post Hole	D 20	198.47	17	504.63	451.25	Feature 34 Complex
79	139	Planting Hole	84 × 94	199.17	32	508.14	437.90	Strip Block D, Plantings
80	140	Soil Stain	14 × 22	198.42	2	498.89	442.52	Strip Block D, Modern and Non-Cultural Features
81	142	Flagstone Path	300 × 80	196.96–197.02	4	524.22	485.90	Strip Block F
82	144	Post Hole	D 25	198.62	17	504.38	443.66	Feature 34 Complex
83	145	Post Hole	38 × 48	198.62	14	503.14	443.58	Feature 54 Complex
84	146	Barrel	D 57	198.56	43	504.83	459.29	Strip Block E
85	147	Post Hole	D 29	198.73	28	504.75	445.50	Feature 34 Complex
86	148	Post Hole	22 × 30	198.68	12	502.77	445.28	Feature 34 Complex
87	149	Post Hole	60 × 74	198.30	41	508.28	459.47	Strip Block E, Post Holes
88	150	Post Hole	45 × 30	198.10	31	502.24	468.48	Feature 54 Complex
89	151	Post Hole	50 × 35	198.11	41	502.24	468.96	Feature 54 Complex
90	152	Post Hole	D 26	198.63	15	503.12	446.64	Feature 54 Complex
91	153	Soil Stain	D 31	198.66	15	504.14	446.93	Strip Block D, Modern and Non-Cultural Features
92	154	Bioturbation	18 × 17	198.75	3	n/a	n/a	Strip Block D, Modern and Non-Cultural Features

Table 7.1. Features and Contexts, Phase III Data Recovery and Construction Monitoring

Feature	Contexts	Type	Dimensions (cm)	Starting Elevation (m amsl)	Terminal Depth (cm bgs)	Northing	Easting	Report Section
93	155	Post Hole	46 × 50	197.70	68	502.58	465.42	Feature 54 Complex
94	156	Post Hole	D 48	197.70	70	502.95	465.40	Feature 54 Complex
95	157, 171	Cobble Pathway	1275 × 100	198.05	23	505.40	479.30	Strip Block B
96	158, 169	Possible Builder's Trench	75 × 200	198.19	12	507.12	479.03	Strip Block B
97	159	Pit/Possible Sill	141 × 36	198.47	8	487.18	451.02	Strip Block H
98	160	Tree Hole	108 × 9	198.47	16	488.84	451.00	Strip Block H
99	161	Post Hole	D 11	197.87	17			Strip Block B, Post Holes
100	162a	Soil Stain	25 × 21	198.40	25	498.13	446.95	Strip Block D, Modern and Non-Cultural Features
101	162, 163, 167, 170	Flagstone Pathway	100 × 150	196.79–197.45	31	520.67	487.05	Strip Block F
102	172	Post Hole	28 × 48	197.99	50	501.85	473.26	Feature 54 Complex
103	177	Stone-lined Well	250 × 230	n/a	n/a	586.27	499.95	Barn
104	179	Wood and Stone Staircase	see text	n/a	n/a	509.97	467.43	Feature 6 Complex
105	42	Builder's trench cut for the 1895 farmhouse foundation	Approx. 19x400	198.57	30	512.86	465.34	Area 2 (Chapter 6), Strip Block E
106	43, 46, 48	Builder's trench cut for the rear ell basement	Approx. 19x400	198.57	98	512.86	465.34	Area 2 (Chapter 6), Strip Block E

Feature 6 Complex

The Feature 6 complex consisted of a building foundation (Feature 6, Context 36) (Photo 7.1, Figure 7.2) located on the southern side of the existing house, an internal ephemeral stone wall (Feature 6, Context 36a), a staircase (Feature 104) leading into the basement of the later brick house, a floor surface (Feature 10), and two post holes along the exterior of the foundation (Features 12 and 13).

Photo 7.1. Planview photomosaic of Feature 6 prior to demolition monitoring, showing west, south, and east exterior foundation walls and two interior walls.

The eastern wall of Feature 6 was first identified during the GPR survey as a linear anomaly that was later corroborated with unit excavation during the Phase II survey, an undertaking that revealed sections of an intact mortared stone wall (designated Feature 6, Context 36). During the Phase II survey, Context 36 was chased, revealing the majority of the east and south wall, as well as a central ephemeral dividing wall. Context 36, the Feature 6 foundation, consisted of two courses of loosely mortared stone approximately 0.43 m wide. This mortared stone wall sat atop a remnant A horizon in some places along the eastern wall and B horizon in others. The bulk of the western interior of the structure was excavated via units during the Phase II effort, and a demolition layer was encountered. This demolition layer was designated Context 39 and was composed of a dark yellowish brown

(10YR4/4) silty loam mixed with a strong brown (7.5YR4/6) silty loam that contained inclusions of demolition debris such as mortar, stone, and brick. Context 39 overlay a burned historic floor layer, Context 64, which was a baked natural subsoil flecked with charcoal. These two contexts contained the bulk of the historic artifacts, but most of the material was structural. Ceramics were not substantially represented, but the recovery of half a dozen early- to mid-eighteenth-century coins in Contexts 39 and 64 within the interior of the Feature 6 structure suggested an early occupation date.

Figure 7.2. Planview of the Feature 6 complex.

Mechanical stripping during the Phase III investigation revealed that the western wall of the structure, which, while in poor condition, was still notably present. This western wall of Feature 6 ran north-south in alignment with the western wall of the brick structure's rear ell. Additional hand excavation along the ell's western foundation revealed that Context 36 continued beneath the modern concrete porch and continued nearly 2 m to the north until its intersection with the foundation wall for the basement of the rear ell (Photo 7.2). The north wall of Feature 6 was uncovered during demolition monitoring, confirming a building dimension of 9 m east-west × 8.3 m north-south. The north wall of Feature 6 abutted the south wall of the brick house's rear ell and given that the two foundations were aligned it is likely that what become the rear ell was originally built as an addition to Feature 6. Corroborating evidence for this interpretation was found in the presence of a doorway in the ell's south foundation, and the discovery during demolition of a staircase (Feature 104) leading upward from this doorway to Feature 6.

Photo 7.2. Junction of Feature 6 (right) with the rear ell foundation (left); view to the east.

The interior of the Feature 6 structure was divided into three chambers as defined by the previously mentioned north-south wall identified during Phase II testing and an east-west wall identified during Phase III excavations. The east-west wall, located just south of the brick house's southern porch, extended the length of the structure and created a full-width chamber on the north side of the building. The north-south wall divided the southern chamber into two smaller chambers. The full-width, east-west wall contained a 1.8-m wide footer, possibly for a hearth, situated in what would have been the middle of the north wall of the eastern chamber (see Photo 7.1). The two southern chambers measured 4.2 x 4.6 m (east) and 2.6 x 4.6 m (west), while the northern chamber measured 2.6 × 7.3 m.

Photo 7.3 A south facing view of the Feature 104 staircase showing the filled-in doorway in the foreground, log stair treads, and staircase walls on either side. The later stone porch footer that capped this feature is visible in the background.

Feature 6 was impacted by later disturbance from the placement of posts (Features 88, 89, 93, 94, and 102) that cut through Context 36 along its southern edge. These features were the result of a nineteenth-century fence system. As these features were intrusive into Context 36, it is reasonable to assume that Context 36 did not only predate the fence line but had fallen out of use prior to its construction.

Feature 104 was uncovered beneath the concrete porch on the south side of the rear-ell of the house during construction monitoring. The feature consisted of a wooden staircase made of hand-hewn timber treads descending toward the filled-in doorway in the south wall of the basement of the rear ell to the house (Photo 7.3). The staircase was roughly 1 m wide and was lined on both sides by 0.3 m-thick mortared limestone walls that appeared in some places to have been whitewashed. The wooden stairway terminated at the filled-in door in the south wall of the rear ell basement.

The hand-hewn treads of the stairs were about 22 cm deep, exhibiting axe marks on the finished sides. These treads were fixed in place not only by the sidewalls but by a thick deposit of lime mortar. A sample of this mortar material was collected and examined under a microscope. This examination showed that the mortar was nearly pure lime with few inclusions other than some quartz crystals, bits of unburnt lime, and minute red-orange particles that may have been from brick. This material bore more in common with the makeup of lime plaster than traditional mortar and was similar in physical makeup to the limewash found on some of the stonework of the stair corridor.

It appears that when the doorway was infilled, some of the stone fill was deposited into the staircase, covering portions of some of the log steps. The remaining portion of the stairwell was infilled with soil and debris. This material was loose and may have been carried into a void during demolition, suggesting that the area had been partially open behind the infilled wall in the basement of the ell. At the top of the stairs was a dry-laid stone wall made of small stones and capped with large dressed stone blocks. This wall was not part of the stairway or Feature 6 but was associated with the later period porch, which was eventually replaced with the concrete pad present at the beginning of the archaeological investigation.

Features 12 and 13 were post holes that abutted or nearly abutted the exterior of the Feature 6 foundation (Context 36). Only two of these posts were identified and bisected in the 1- x 1-m units used to delineated Context 36 during the Phase II excavation. Neither feature was found fully within a unit and was encountered and bisected by a unit wall. Only two such posts were found in association with the Feature 6 foundation, occurring on its southeast and

east side. It is likely that these historical posts were part of a footing for a structure, such as a porch, attached to the foundation. Given the sampling methodology employed to delineate the eastern portion of the structure, it is possible that other such features were not identified as they fell just outside of the unit sampled.

Feature 34 Complex

The Feature 34 Complex consisted of a foundation (Feature 34) and associated structural and non-structural features to the west of the main house, in strip block D (Figure 7.3). Feature 66 was a brick pad or porch that formed the eastern entrance to the structure and was directly associated with a stone threshold built into the eastern wall of Feature 34. On the south side of Feature 34 was Feature 35, a linear brick footing that likely supported a south-facing entrance and/or porch. Features 36 and 37 were short stone walls located at the southwest corner of Feature 34, but whose function is unknown. Features 68 and 78 were two post holes located to the east of Feature 34 and were likely part of a porch or overhang for the eastern end of the structure. Feature 48 was a shallow trench along the southern edge of Feature 34 that may have been a planting bed. Three historic posts, Features 82, 85, and 86 were found within the western chamber of Feature 34 and ware likely related to internal features of the structure. Feature 34 was also associated with a pit midden deposit, Feature 70, located about 2.5 m to the west of the Feature 34 foundation.

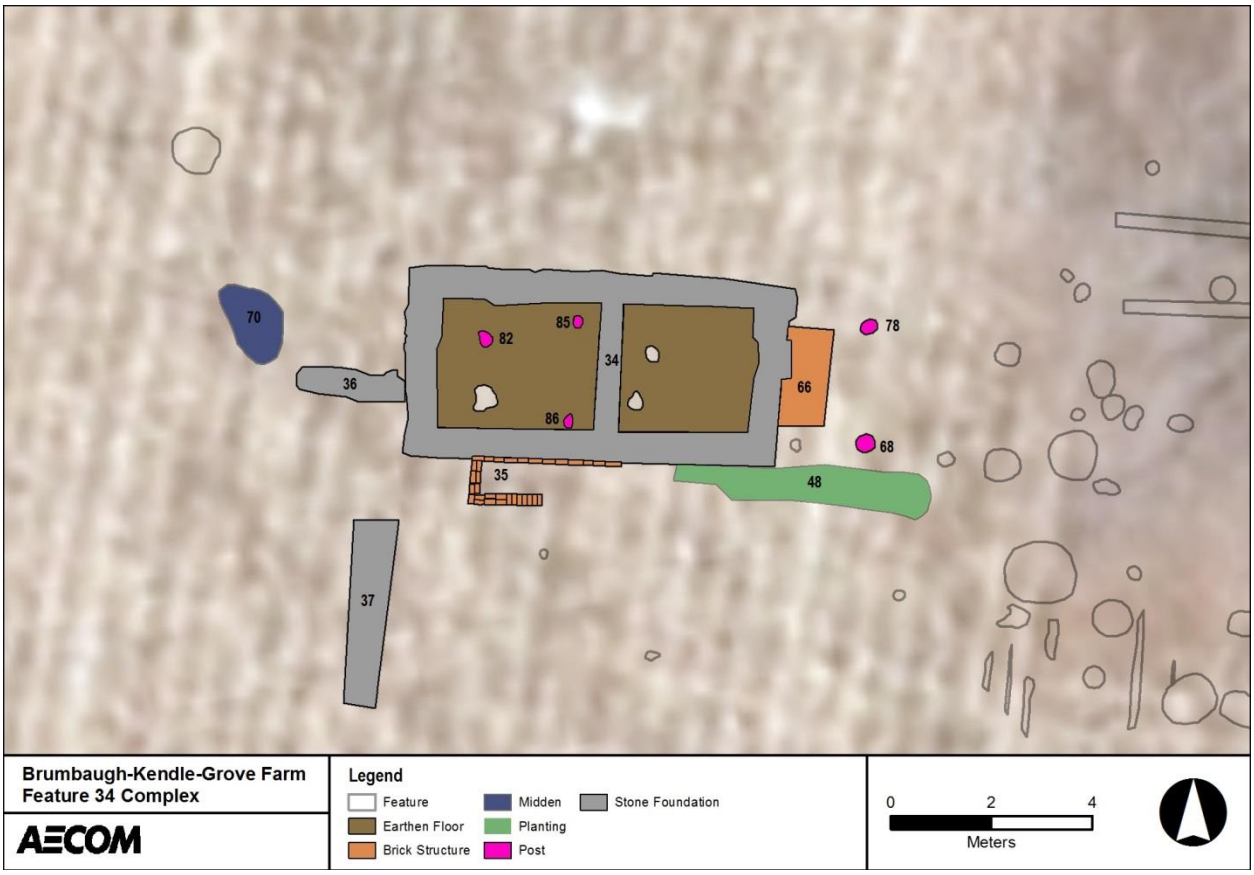

Figure 7.3. Planview of the Feature 34 complex.

The Feature 34 stone foundation measured approximately 3.8 × 7.6 m and was divided into two roughly equal chambers (Photo 7.4). The eastern chamber was assigned to Context 92, the western chamber was assigned Context 93, and the stone foundation itself was assigned Context 91.

Context 91 was constructed of roughly shaped native stone loosely mortared into place and arranged into a wall approximately 0.6 m in width. Across most of the feature, the Context 91 deposit was only a single course of stone. In several locations protruding natural bedrock was used as part of the foundation structure with roughly shaped stones

laid around the protrusions to create a level surface. Underlying Context 91 was a layer of crushed limestone mortar (Context 168) that formed a bedding for the foundation stones. The crushed white mortar was mixed with a strong brown (7.5YR4/6) silty clay that contained fragments of metal, brick, glass, whiteware, slipware, nails, and bone. The Context 168 deposit sat atop natural subsoil, Context 4.

Context 92, the deposit in the eastern chamber of Feature 34, was 2.56 × 2.59 m and was a mixed combination of friable dark brown (10YR3/3) silty loam and brown (7.5YR4/4) silty clay. This feature was cut by several potential posts including Contexts 90, 91, and 92. Context 92 sat on top of natural subsoil. Several historic artifacts were retrieved from this feature, although the density of the recovered artifacts was relatively low given the context's direct association with the Feature 34 structure.

Context 93, the deposit in the western chamber of Feature 34, was a mixed deposit of dark brown (10YR3/3) silty clay and brown (7.5YR4/4) silty clay. Context 93 measured 3.14 × 2.58 m and was 9 cm deep. The deposit produced a number of historic artifacts including redware, whiteware, nails, shell, glass, teeth, and plaster, but as with Context 92, the relative density of artifacts was low given its location within Feature 34. The Context 93 deposit was cut by Features 85, 82, 83, and 86, all of which appear to be post holes. Context 93 also sat on top of the natural subsoil.

Photo 7.4. Planview of Feature 34.

Feature 66, the brick pad or porch on the east side of Feature 34, was comprised of Context 126. It presented as a stain with structural brick approximately 78 cm × 2.19 m and was filled with a mixture of dark brown (10YR3/3) silty loam that produced historical artifacts such as redware, glass, and nails. The shallow feature was just 5 cm deep. Within Context 126, several in situ bricks were encountered, forming the eastern perimeter of the foundation cut. It is likely that more such bricks once filled the entirety of the feature, or at least formed a porch footer along its perimeter similar to Feature 35 on the south side of the Feature 34 foundation. Feature 35 consisted of a dual course of bricks arranged in a running bond, forming an L-shaped footer with legs measuring 86 cm and 2.97 m. The feature may have originally been a full rectangle, the eastern portion having been lost to the plow.

Feature 36, one of the stone walls at the southwest corner of Feature 34, was composed of Context 96. The feature was a dry laid stone wall with a dark yellowish brown (10YR3/4) silty loam between the stones. The bisection of this feature revealed that it sat directly on top of the natural subsoil, Context 4. The overall length of this feature was 2.1 m and it had an approximate width of 44 cm. Several historical artifacts such as redware, Rockingham, whiteware, pearlware, glass, and nails were recovered from the soil among the stones. Many of the artifacts found in association with this wall came from a rodent borrow located beneath the wall structure itself. The stones were loosely arranged

and there was no evidence of any mortar having ever been present. As this area was subjected to plowing it is possible that the feature's original construction was considerably degraded from its initial incarnation, though its linear shape remains largely intact. This wall ran east-west, originating at the southwest corner of Feature 34 and continuing 2.1 m to the west.

Feature 37, the second stone wall, was assigned to Context 97. This feature was approximately 0.89 × 3.75 m and was approximately 35 cm high. The wall sat directly on top of natural subsoil, Context 4, and contained deposits of brown (10YR4/3) silty loam within its structure. Historical artifacts recovered from within the wall and in association with it included Rockingham, whiteware, buttons, redware, square nails, glass, brick fragments, and portions of cut stone. This feature ran south on a north-south axis from the southwest corner of Feature 34 and appeared to be dry-laid. This feature appears to have suffered considerable damage from years of plowing.

Features 68 and 78 were two post holes likely associated with Feature 34. Feature 68 (Photo 7.5), composed of Context 128, presented as a stain approximately 40 × 35 cm and was infilled with a compact deposit of dark brown (10YR3/3) silty loam. The feature extended 30 cm into the natural subsoil and had several large fragments of rock within its fill that had been used to hold the former post in place. Feature 78 (Photo 7.6) was composed of Context 138 and presented as a stain approximately 20 × 20 cm. It was filled with a compact and friable dark brown (10YR3/3) silty loam that was culturally sterile. The feature cut was 17 cm deep and included several fragments of rock that had been used to help hold a post upright.

Photo 7.5. Planview of Feature 68.

Feature 48 was a trench along the south wall of Feature 34 that measured approximately 4.44 × 0.70 m and was filled with a dark brown (10YR3/3) silty loam. On average, the trench was only about 16 cm deep. Excavation of this feature produced historical artifacts such as redware, whiteware, and a pre-contact flake. While its exact purpose remains uncertain, this feature has been tentatively interpreted as a garden feature or horticultural bed along the southern edge of the Feature 34 house foundation.

Photo 7.6. Planview of Feature 78.

Feature 70 (Photo 7.7) was composed of Context 130 and presented as a large stain measuring approximately 1.85 × 1.24 m. It was filled with very dark grayish brown (10YR3/2) silty loam that displayed pervasive charcoal flecking. The feature cut was 17 cm deep and contained a primary deposit with a large volume of bone, earthenware, nails, redware, glass, and bottles, as well as a single pre-contact biface. Feature 70 was likely trash pit or midden associated with the nearby Feature 34 foundations.



Photo 7.7. Planview of Feature 70.

Features 82, 85, and 86 were all historical post features cut into the Context 93 floor of the western chamber of Feature 34. Feature 82 (Photo 7.8), the westernmost post, was composed of Context 144, was approximately 25 cm in diameter and 17 cm deep. Feature 82 was filled with a mixed deposit of friable dark brown (10YR3/3) silty loam and brown (7.5YR4/4) silty clay that was culturally sterile. Features 85 and 86 were both located approximately .35-.4 m west of from the central wall of the Feature 34 foundation. Feature 85 (Photo 7.9), Context 147, presented as a circular stain approximately 29 cm in diameter and 28 cm deep. It was filled with dark yellowish brown (10YR3/4) silty loam that contained historic artifacts such as redware and an animal tooth. Feature 86 (Photo 7.10), composed of Context 148, was a historic post approximately 22 × 30 cm across, 12 cm deep, and was filled with a mixed deposit of dark brown (10YR3/3) silty clay and brown (7.5YR4/4) silty clay that was culturally sterile.

Photo 7.8. Planview of Feature 82.

Photo 7.9. Planview of Feature 85.

Photo 7.10. Planview of Feature 86.

Feature 54 Complex

The Feature 54 Complex was a series of nine post holes (Features 54, 55, 83, 88, 89, 90, 93, 94, and 102) from a single fence line located on the south side of the main house and in strip block D (Figure 7.4).

Figure 7.4. Locations of the Feature 54 Complex posts.

Feature 54 (Photo 7.11), composed of Context 114, first presented as a soil stain approximately 49 × 56 cm. The feature fill was a dark brown (10YR3/3) silty loam that extended 27 cm into the natural subsoil, Context 4. This feature contained a piece of mortared stone that sat on top of a piece of fence wire. The fence wire evident in this pit was being held in place by a stack of two large stones. The presence of the stones suggests that this was not a post hole but rather an anchor for the fence wire. Several historical artifacts were

Photo 7.11. Planview of Feature 54.

recovered from beneath the stone that held the fence wire in place including ceramics such as flow blue and redware.

Feature 55 was composed of Context 115. This feature presented as a stain approximately 40 × 30 cm and was filled with loose and friable, dark brown (10YR3/3) silty loam mixed with strong brown (7.5YR4/6) silty clay. This feature extended 34 cm into natural subsoil and contained a post mold in its southern portion. Several historical artifacts were recovered from the post hole fill including fragments of animal bone and redware.

Photo 7.12. Planview of Feature 83.

Feature 83 (Photo 7.12), composed of Context 145, presented as an oval-shaped stain approximately 38 × 48 cm. The feature was filled with a mixed deposit of dark brown (7.5YR3/3) silty loam and strong brown (7.5YR5/8) silty clay with charcoal flecking throughout. This feature fill proved to be culturally sterile. The feature cut was 14 cm deep, with the eastern portion of the feature having a deeper component where the post was once situated.

Photo 7.13. Planview of Features 88 and 89.

Features 88 and 89 (Photo 7.13) were side-by-side along the south wall of the Feature 6 foundation. Feature 88, composed of Context 150, was approximately 45 × 30 cm and 31 cm deep. It was filled with a deposit of dark brown (10YR3/3) silty loam clay that contained historical artifacts such as nails, glass, redware, and whiteware. The eastern side of this feature cut was part of the stone wall structure to the Feature 6 foundation. Feature 89, composed of Context 151, presented as a circular stain approximately 50 × 35 cm. The feature was filled with a deposit of dark brown (10YR3/3) silty loam that contained historical artifacts such as nails, glass, redware, and whiteware. The feature cut was 41 cm deep and cut through the southern wall of Feature 6. Feature 89 contained a portion of the remnant wooden post in situ.

Photo 7.14. Planview of Feature 90.

Feature 90 (Photo 7.14), composed of Context 152, was located within the Feature 34 foundation, to the west of the farmhouse. It presented as a circular stain approximately 26 × 26 cm and was filled with a mixed deposit of dark yellowish brown (10YR3/4) silty loam and strong brown (7.5YR5/6) silty clay that contained historical artifacts such as whiteware. The feature cut was 15 cm deep and contained a post mold in the northern portion of the feature.

Photo 7.15. Planview of Feature 93.

Feature 93 (Photo 7.15), which was composed Context 155, presented as a roughly circular stain approximately 46 × 50 cm. The feature fill was a mixed deposit of brown (10YR4/3) silty loam and brown (7.5YR4/4) silty clay that contained historical artifacts such as pearlware, an iron bracket, redware, glass, whiteware, and a George III halfpenny. The feature cut was 68 cm deep and cut through the southern terminus of the eastern wall of the Feature 6 foundation. This feature contained a portion of the remnant wooden post in situ, establishing that this feature was a historical post hole.

Feature 94 (Photo 7.16), composed of Context 156, presented as a circular stain approximately 48 × 48 cm. It was filled with a deposit of brown (10YR4/3) silty loam that contained historical artifacts such as a square cut nail, bone, glass, pearlware, whiteware, redware, an animal tooth, and an iron staple. The feature cut was 70 cm deep and cut through the southern terminus of the eastern wall of the Feature 6 foundation. This feature was determined to be a historic post hole, likely the predecessor to the adjacent Feature 93 post.

Photo 7.16. Profile of Feature 94.

Feature 102 (Photo 7.17), composed of Context 172, presented as a rectangular stain 28 × 48 cm. The feature fill, which extended to 50 cm below the top of the feature, consisted of a deposit of dark brown (10YR3/3) silty loam that contained inclusions of mortar and historical artifacts such as a pipe bowl, whiteware, and redware. This feature was determined to be a historic post hole.



Photo 7.17. Planview of Feature 102.

Strip Block A

Strip block A was located in the south yard of the farmhouse, to the south of the Feature 6 Complex (Figure 7.5). It was cultivated in corn when the investigation began and therefore tested only with a limited number of shovel tests during the Phase IB investigation. This area was targeted during the Phase III investigation because of the discovery of the Feature 6 foundation. The presence of this foundation raised questions about the possibility of other associated structures, middens, and related features to the south. Shovel testing had indicated that there was historical material present in the plowzone to the south of this structure, so examining the area in the hopes of finding another midden like that found in Area 2 to the rear of the farmhouse was high. Additionally, this area appeared unnaturally flat when viewed using LiDAR imagery, suggesting that it had been graded for some purpose, perhaps in relation to a former structure. Much of the flat area was revealed to contain parts of a modern leach field, though whether or not the area was flattened for the leach field remains unclear. Apart from the number of modern features associated with the leach field, only one historic-period feature, Feature 16, was identified.

Figure 7.5. Planview of strip block A.

Feature 16

Feature 16 was a large circular brick-lined shaft approximately 3.4 m in diameter, with an interior diameter of 3.05 m (Photo 7.18). The walls of the shaft were made of a dual course of mortared brick. The patterning of the brick alternated by course with one course being composed of an exterior ring arranged in a running bond with the interior bricks being placed perpendicular end-to-end (Photo 7.19). This pattern was then inverted on the next course with the interior ring being comprised of a running bond and the exterior ring arranged end-to-end. This gave the structure of the brick a banded appearance. The bricks all appeared to be handmade and bore no stamp or impressed design to suggest a manufacturer. The interior surface of the shaft had been parged with mortar, suggesting that the structure had been designed to retain liquid. The cut for the shaft was hacked into the natural bedrock down to a depth of 2.3 m. The space between the brick structure and the bedrock cut had been infilled with large fragments of angular rock debris, likely spoil left over from the process of quarrying out the hole for the shaft. The interior of the shaft contained several strata, all of which appeared to be late twentieth-century in origin. Two pipes, one iron, and one PVC entered the brick shaft near the top. These pipes fed into a modern concrete septic tank that had been installed inside the shaft. This modern tank was made of rectangular slabs of rebar-strengthened concrete. This box had been inserted in the shaft, and a mass of large stone rubble had been used to infill around it. This box and the surrounding stone infill were littered with bits of yellow caution tape that was still largely legible, suggesting that it was installed in the not-too-distant past. Underneath the rock rubble and concrete tank was a deposit of brick rubble. The brick rubble comprised a portion of the upper structure of the shaft that had been pushed into the shaft, presumably around the time the concrete septic box was installed. Much of the brick that constituted the deposit was still articulated in a partially circular arc and was still parged in the inside, thus identifying it as a portion of the shaft structure. Beneath this deposit of brick rubble, there was a deposit of wooden planks that were cut to fit the interior of the shaft, possibly a lid set on a lip in the brickwork. Most of these planks were recovered in good shape and they were laid out in an approximation of their original position to get a better sense of their purpose. These planks were approximately 1–1.5 inches thick and were made of what appears to have been solid oak. The base of the shaft was a continuous slab of flat bedrock that looked water-worn and almost polished (Photo 7.20).

No artifacts were recovered from the base of the Feature 16 excavation. The shaft had clearly been repurposed to

Photo 7.18 Planview of Feature 16.

Photo 7.19. Feature 16 profile facing east.

Photo 7.20. Planview of Feature 16, post excavation.

house a septic system in the twentieth century, but its original function was likely as a cistern. The structure of this shaft appears virtually identical to the cistern shaft located in front of the wash house/summer kitchen on the northern side of the standing house. The modern box appears to have been part of a system connected to a leach field just to the south of Feature 16 where a number of cuts for PVC pipe leading from this location were identified. As no diagnostic material was retrieved in association with the Feature 16 shaft infill or builder's trench, it is difficult to ascribe a date to this feature. However, the very fact that this structure is constructed of brick is suggestive that it may be contemporary with the Kendle period of occupation in the late nineteenth century when all of the other brick structures on site were constructed. Prior to that time, the preferred structural material seems to have been local stone.

Modern, Non-Cultural Features

Five of the features identified in strip block A were pipe trenches associated with the leach field: Features 28, 29, 30, 31, and 32. None of these features was excavated. Features 33 and 38 presented as anomalous soil stains but upon excavation were determined to have resulted from natural bioturbation.

Strip Block B

Strip block B was located adjacent to strip block A, to its northeast (Figure 7.6). It was excavated off the southeast corner of the farmhouse to explore the potential for features related to the usages of the front of the house and to assess the extent of the change in grade that had been indicated by the excavations in Trench 5 during the Phase II effort. Understanding the change to the landform upon which the farmhouse was situated in relationship to that structure was deemed important. The primary driver of the excavation of strip block B, however, was the discovery of the Feature 74 pathway in the northern lawn. The presence of this feature prompted questions about the scale and purpose of the cobbled surface and its relationship with the farmhouse. Excavating strip block B was seen as a means by which to determine if a feature similar to Feature 74 existed to the south. Understanding Feature 74 changed the interpretation of TU 31, which was initially thought to terminate at fragmentary bedrock, into a potential surface similar to that of Feature 74. This re-evaluation proved to have validity, as the most prominent feature in strip block B was a cobble surface (Feature 95) that had been first encountered, unknowingly, in TU 31. Other features included a possible flower bed (Feature 96), a pipe trench (Feature 25) leading to Feature 16, the cistern in strip block A, an undefined pit (Feature 27), several post holes (Features 23, 26, and 99), a historical planting (Feature 21), an ash pit (Feature 24), and a number of modern or non-cultural features (Features 19, 20, 22).

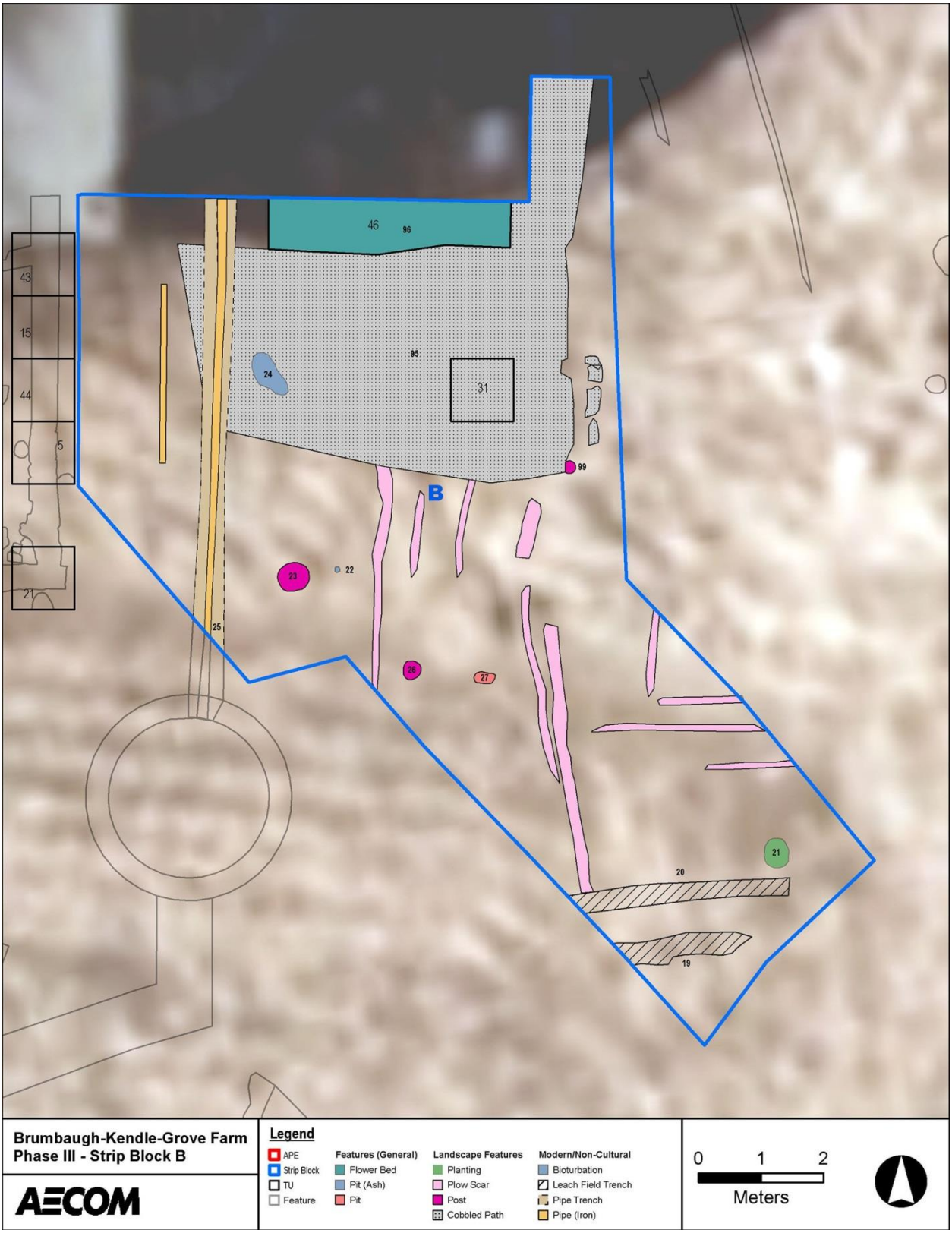

Figure 7.6. Planview of strip block B.

Feature 95

Feature 95 (Photo 7.21) was composed of Contexts 157 and 171. This feature presented as a large complex of local cobbled stones (Context 157) constituting a large pavement. This surface was 6.5 m north-south and 6.25 m east-west, forming an L-shaped pavement around the southeastern corner of farmhouse. This surface was nearly 1 m wide along the eastern wall of the house, beginning at the porch and continuing south. At the corner of the house, the cobbled surface expanded into a 6.5 × 3.5 m cobbled pad running along the southern side of the farmhouse. Along the eastern edge of the pad, the cobbling included a drainage channel the interior width of which was approximately 30 cm. This drain was integrated into the overall cobbled surface but only appeared along the eastern edge. The soil within this drainage channel was assigned Context 171, which was a dark brown (10YR3/3) silty loam that contained historical artifacts such as redware, whiteware, metal, shell, bone, nails, and an iron file. Context 171 sat atop natural subsoil, Context 4. Feature 95 was determined to be another section of the cobbled pathway complex contemporaneous with Feature 74 which was encountered on the north side of the house.

Photo 7.21. Planview of Feature 95.

Photo 7.22. Planview of Feature 96.

Feature 96

Feature 96 (Photo 7.22) was composed of Contexts 158 and 169. This feature presented as a 75 cm × 2 m rectangular trench through Feature 95, located along the south wall of the farmhouse. The uppermost deposit in Feature 96 was Context 158, a dark brown (10YR3/3) silty loam that contained historical artifacts such as a bone cutlery handle, iron fragments, nails, redware, whiteware, pearlware, porcelain, bone, and a possible quartz flake. Context 158 was 12 cm deep. Underlying Context 158 was Context 169, which terminated at subsoil (Context 4). Context 169 was a mixed deposit of dark brown (10YR3/3) silty loam and brown (7.5YR4/4) silty clay that contained bone, whiteware, redware, and nails. Context 169 contained displaced stone cobbles, suggesting that the Feature 96 trench was excavated after the Feature 95 cobble pad had been established. The trench cut through Feature 95 and ran along the south wall of the farmhouse. While initially thought to be a foundation repair or utility trench, no evidence of foundation alteration or utilities was located within the feature cut. It has therefore been posited that this trench may represent a historic flowerbed.

Photo 7.23. Planview of Feature 25.

Feature 25

Feature 25 (Photo 7.23), composed of Context 82, was a pipe trench filled with a mixture of dark brown (10YR3/3) silty loam and strong brown (7.5YR5/6) silty clay. The trench feature was determined to connect the farmhouse to a septic tank, via a length of cast iron pipe. The trench itself was not excavated, but its position was mapped. This feature extended to the south from the south wall of the house to the northern extent of Feature 16 in strip block A.

Photo 7.24. Planview of Feature 27.

Feature 27

Feature 27 (Photo 7.24) was composed of Context 84. It presented as an oval stain approximately 37 × 24 cm. It was 10 cm deep and of unknown purpose. The feature fill was a mixed deposit of brown (10YR4/3) silty loam and strong brown (7.5YR4/6) silty loam with charcoal flecking. No cultural material was recovered from this feature.

Feature 24

Feature 24 was composed of Context 81 and was an ashy deposit full of charcoal approximately 59 × 39 cm. The feature extended was 6 cm deep and was filled with a black (7.5YR2.5/1) silty loam devoid of cultural material. The feature was determined to be a small ash pit. The relatively shallow nature of this feature suggests that it was merely an accumulation of ash in a low-lying portion of the topography, not a deliberately excavated pit.

Post Holes

Three post holes were identified in strip block B. Feature 23 (Photo 7.25) was approximately 41 × 47 cm and was 41 cm deep. The fill soil within the feature was composed of a loose and friable silty loam, dark brown (10YR3/3), which contained approximately 30% medium angular gravels. This feature contained historical artifacts such as whiteware and metal. The post hole, once excavated, revealed a central void that was likely a former post mold cut into Context 4, the natural subsoil. The diameter of the interior post was approximately 8 cm.

Photo 7.25. Planview of Feature 23.

Feature 26 (Photo 7.26), composed of Context 83, was approximately 31 × 28 cm. The feature contained a deposit of compacted dark brown (10YR3/3) silty loam mixed with a strong brown (7.5YR5/6) silty clay with inclusions of charcoal throughout. The feature was 15 cm deep and contained no artifacts.

Photo 7.26. Planview of Feature 26.

Feature 99 (Photo 7.27), composed of Context 161, presented as a circular stain with protruding wood approximately 11 cm in diameter. The feature was filled with a deposit of dark brown (10YR3/3) silty loam that contained historical artifacts such as redware, whiteware, and bone. The feature cut was 17 cm deep and was located just to the south of the drain portion of Feature 95 at its southeast corner. This feature contained a portion of the remnant wooden post in situ.

Photo 7.27. Planview of Feature 99.

Plantings

Feature 21 (Photo 7.28) was a 45 × 38-cm circular stain assigned to Context 78. This feature was a circular cut approximately 8 cm deep at its center; the fill was sterile throughout, and no evidence of a post mold was encountered. This feature was determined to have been related to a historic planting.

Modern and Non-Cultural Features

Several modern and/or non-cultural features were encountered in strip block B. Feature 19 was located off the southeast corner of the house and was composed of Context 76. This feature was a trench for a piece of PVC pipe related to the leach field in strip block A. The soil within this trench was a mixed combination of dark brown (10YR3/3) silty loam and strong brown (7.5YR4/6) silty clay. This feature was associated with the modern leach field and thus was not excavated.

Photo 7.28. Planview of Feature 21.

Feature 20, composed of Context 77, was a deposit of medium angular bluestone gravel that was classified as a modern pipe trench cut into the natural subsoil, Context 4. Like Feature 19, Feature 20 was associated with the modern leach field and was not excavated.

Feature 22, composed of Context 79, was identified as a 7-cm diameter deposit filled with a mixed brown (10YR4/3) and strong brown (7.5YR4/6) silty loam. This feature was excavated to a terminal depth of 14 cm and was determined to be an instance of bioturbation, specifically a rodent burrow.

Plow Scars

Within strip block B several plow scars were identified: seven trending north-south, and three trending east-west. These plow scars are indicative of the use of the land for agriculture or horticulture, likely during the early occupation of the site. Given their relative proximity to the farmhouse and the fact that many of the north-south trending plow scars go up to and are capped by the Feature 95 cobble surface, these plow scars were established before the cobbles were laid down. These north-south plow scars suggest that at the time they were created the eastern portion of the standing farmhouse was not yet a part of the landscape.

Strip Block C

Strip block C was a small clearing excavated in the east (front) yard of the brick farmhouse (Figure 7.7). This area was stripped to explore the yard for much the same reasons as strip block B. It was undertaken to determine the eastern extent of the Feature 74 cobble path and ascertain if there were any other branches of the pathway system in the east yard of the house. As with strip block B, examining the change in the grade of the landscape was a secondary goal to help determine the relationship between the farmhouse and the elevated knoll on which it sits. No evidence of cobbled surfaces was encountered in strip block C, and only two named features were identified: a post hole (Feature 18) and a planting (Feature 17).

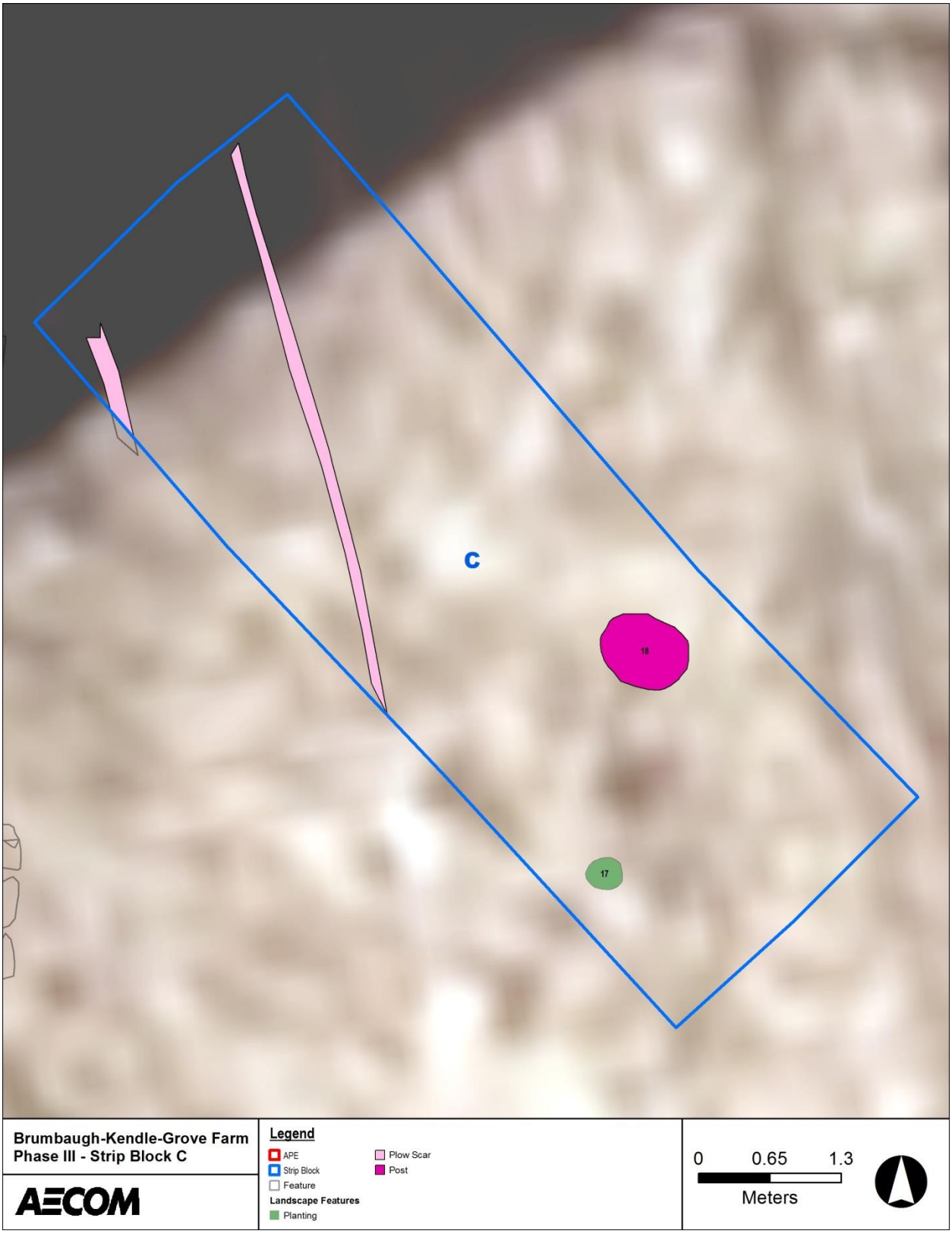

Figure 7.7. Planview of strip block C.

Post Holes

A single post hole was identified in strip block C. Feature 18 (Photo 7.29), composed of Context 75, was a small circular hole with gravel and mortar inclusions, approximately 70 × 75 cm. The feature was cut into Context 4, the natural subsoil, to an average depth of 14 cm below ground surface. While no evident post mold was found in this location this feature likely represents a post hole. The feature fill was a brown (10YR4/3) silty loam mixed with a strong brown (7.5YR5/6) silty clay and contained historical artifacts including redware and bone.

Photo 7.29. Planview of Feature 18.

Plantings

Feature 17 (Photo 7.30), a circular stain approximately 31.5 cm in diameter, consisted of Context 74. The feature fill was a mixed combination of dark yellowish brown (10YR3/4) silty loam and strong brown (7.5YR4/6) silty clay. The feature cut was 4 cm deep into Context 4, the natural subsoil. One sherd of redware was recovered from the feature fill. Upon excavation, this stain was determined to be a shallow pit, likely the remains of a historic planting.

Photo 7.30. Planview of Feature 17.

Plow Scars

Within strip block C, two plow scars were identified trending north-south. Like those encountered in strip block B, these plow scars are indicative of the use of the land for agriculture or horticulture. The two plow scars encountered in strip block C run up to the edge of the porch footing for the brick farmhouse. These plow scars are likely reflective of early land use and their termination is the result of truncation by the later addition of the porch. As with the plow scars in strip block B, these two north-south plow scars suggest that at the time they were created the eastern portion of the standing farmhouse (and certainly the porch) were not yet a part of the landscape. Thus these plow scars are likely indicative of land use prior to the construction of the brick farmhouse.

Strip Block D

Strip block D was the largest area to be cleared during the Phase III investigation. It was located to the west of the brick farmhouse, in an area covered by a standing crop of corn when the investigation began (Figure 7.8). Much of this area was not subjected to Phase I or II testing, but the sampling that had been done along the edge of the cornfield to the west of the lawn had suggested that cultural deposits containing high volumes of historical artifacts were located in that area. It was hypothesized that the midden deposits observed in Area 2 to the east during the Phase II excavations likely extended in this direction. Additionally, strip block D was situated to the likely rear of the farmhouse, an area that is a likely place for a privy shaft. The strip block D area was investigated in the hope of locating such a feature and to see if indeed the farm yard surrounding the farmhouse historically extended further west than it did in the twenty-first century.

The main resource in strip block D was the Feature 34 Complex, presented in a separate section, above. Apart from that foundation and its associated features, the area included an indeterminate pit (Feature 76), a plow scar (Feature 45), four post holes (Features 39, 49, 63, 72) unrelated to the Feature 54 Complex, and 10 planting/tree holes (Features 40, 43, 47, 50, 51, 52, 57, 65, 67, and 79). In addition, there were a number of soil anomalies that were determined, upon further investigation, to be either modern or non-cultural.

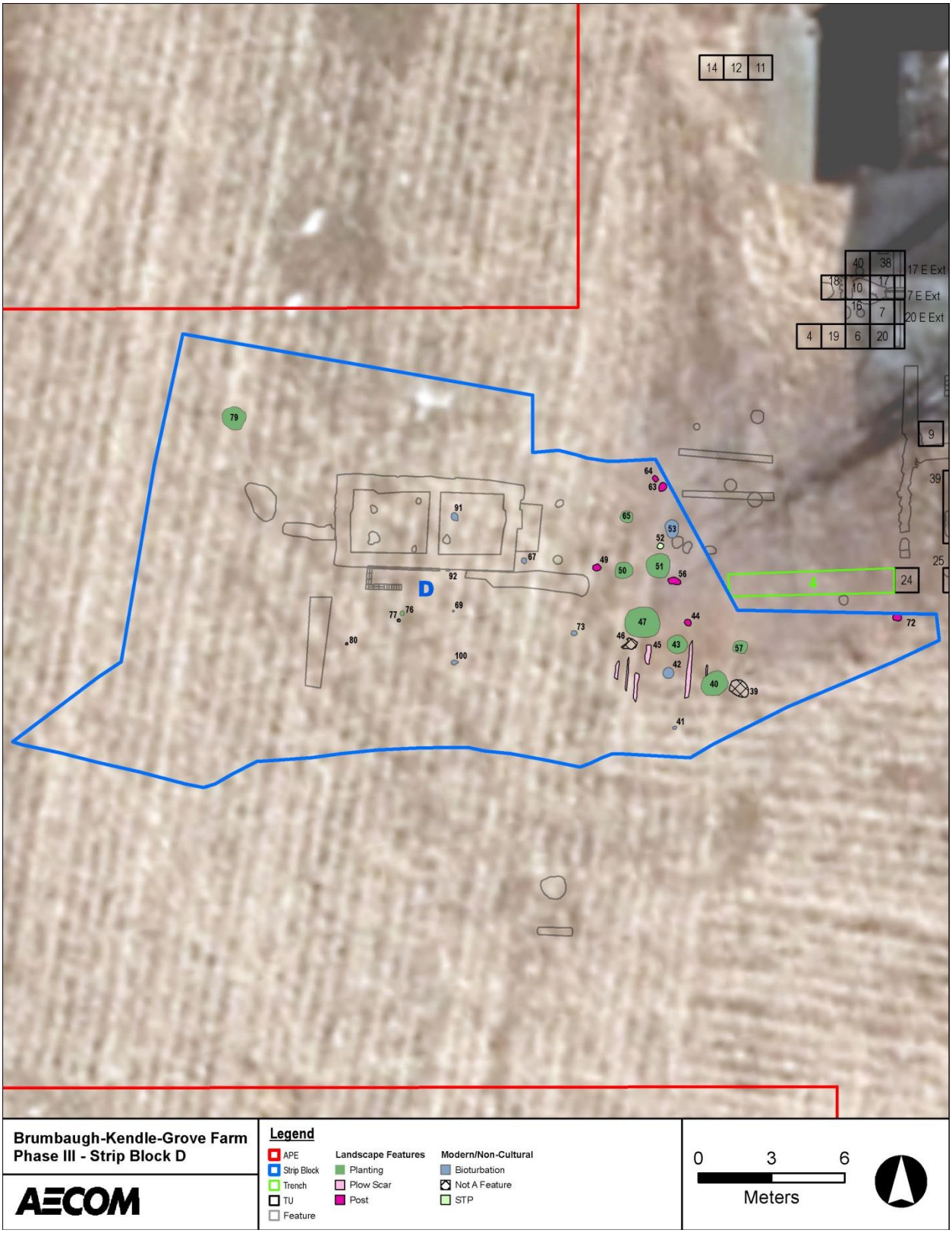

Figure 7.8. Planview of strip block D.

Feature 76 (Photo 7.31), composed of Context 136, presented as a stain approximately 20 × 20 cm infilled with a compact and friable dark brown (10YR3/3) silty loam that was culturally sterile. The feature cut was 17 cm; archaeological excavation was not able to establish a definite function for Feature 76 as it was devoid of cultural material. While its depth and shape suggest it may have been a historic post, the absence of a post mold or bracing stones makes this difficult to corroborate. While it is possible that this feature was natural, the walls of the feature were cut nearly vertically into the underlying subsoil, suggesting a cultural origin.

Photo 7.31. Planview of Feature 76

Feature 45, initially thought to be a possible sill, proved to be just 2 cm deep and was filled with Context 105. It was ultimately determined to be a continuation of a plow scar cut into Context 4, the natural subsoil. The interior fill of this plow scar was a dark brown (10YR3/3) silty loam from which no artifacts were recovered. This feature belongs to a complex of other remnant plow scars in this portion of strip block D. As this field is currently under cultivation and was historically adjacent to a structure (Feature 34), these plow scars are likely related to modern plowing during the period after the abandonment of Feature 34.

Post Holes

A total of three post holes unrelated to the Feature 54 Complex fence line (discussed above) were identified in strip block D. These post holes were scattered throughout the strip block, in no coherent configuration. The first such post hole was Feature 39 (Photo 7.32), which was composed of Contexts 99 and 141, and was approximately 67 × 73 cm across and 70 cm deep. It was infilled with dark brown (10YR3/3) silty loam that contained several historical artifacts including fragments of brick, redware, slipware, plaster, a copper pin, bone, and sundry metal. Feature 49 (Photo 7.33), composed of Context 109, was a 29 × 31 cm soil stain infilled to a depth of 38 cm with a dark yellowish brown (10YR3/4) silty clay. The fill matrix produced artifacts including glass, redware, plaster, and nails. Feature 63 (Photo 7.34), Context 123, was approximately 40 × 42 cm across and 21 cm deep. It was filled with a mixture of very dark grayish brown (10YR3/2) silty loam and brown (7.5YR4/4) silty clay that contained historical artifacts such as whiteware, redware, glass, nails, and brick fragments. Feature 72 (Photo 7.35), Context 132, presented as a stain approximately 34 × 34 cm across and 14 cm deep. It was filled with a dark yellowish brown (10YR3/4) silty loam that had inclusions of mortar and produced a sherd of creamware.

Photo 7.32. Planview of Feature 39 (right) and Feature 40 (left).

Photo 7.33. Planview of Feature 49.



Photo 7.34. Planview of Feature 63.

Photo 7.35. Planview of Feature 72.

Plantings

Although there were a number of ephemeral features that upon excavation were determined to have been bioturbation from roots, 11 features were substantial enough to be classified as actual planting holes. The majority of these (most of which were probably trees) were located between the Feature 34 outbuilding and the farmhouse. Feature 40 (see Photo 7.32), Context 100, was a large oval cut, 110 × 82 cm, that extended 10 cm into the natural subsoil. The feature fill, which was a mixed combination of dark yellowish brown (10YR3/4) silty loam and brown (7.5YR4/4) silty clay, included several historical artifacts such as glass, redware and pearlware, and nails. It is thought that this may have been the site of a former tree. Feature 43 (Photo 7.36), Context 103, was circular stain 66 cm in diameter;-the cut, which was a shallow bowl shape, extended approximately 10 cm into subsoil. The interior fill of this feature was dark brown (10YR3/3) silty loam from which historical artifacts such as glass, nails, redware, and whiteware were recovered. This feature was determined to have likely been a historic planting. Feature 47 (Photo 7.37), Context 107, was a circular cut approximately 1.36 m in diameter and 7 cm deep. The fill was a dark brown (10YR3/3) silty loam that produced a single pre-contact projectile point. Despite the presence of a pre-contact artifact within this feature, it does not appear to have been an intentionally dug pit, but more likely the former site of a tree or planting.

Photo 7.36. Planview of Feature 43.

Photo 7.37. Planview of Feature 47.

Feature 50 (Photo 7.38), Context 110, was an approximately 75 × 77 cm soil stain that–contained a dark yellowish brown (10YR3/4) silty loam and cut approximately 11 cm into Context 4, the natural subsoil. This feature produced a fragment of whiteware and bone, but nothing more diagnostic. Feature 50 was likely a former tree planting. Feature 51 (Photo 7.39), Context 112, measured 88 × 93 cm and was infilled with a loose deposit of dark brown (10YR3/3) silty loam mixed with a brown (7.5YR4/4) silty clay. This feature was likely the location of a former tree. The excavation of the feature revealed a low density of artifacts and provided evidence of bioturbation, likely tree roots, within the interior of the feature. The overall depth of the feature deposit was approximately 36 cm. Feature 52, Context 111, was a circular stain 24 cm in diameter and only 5 cm deep. It was filled with a dark brown (10YR3/3) silty loam and was likely a former planting.

Photo 7.38. Planview of Feature 50.

Photo 7.39. Planview of Feature 51.

Feature 57 (Photo 7.40), Context 117, presented as a stain approximately 42 × 52 cm and was relatively shallow, at 13 cm in depth. It was filled with a mixture of dark brown (10YR3/3) silty loam and strong brown (7.5YR4/6) silty clay

with historical artifacts such as nails, slipped redware, mortar, and brick. There was no evidence of a post mold within the excavation, so this feature was classified as a possible historic planting. Feature 65 (Photo 7.41), Context 125, presented as a stain approximately 59 × 56 cm across and 21 cm deep. It was filled with a mixture of very dark grayish brown (10YR3/2) silty loam and brown (7.5YR4/4) silty clay that was culturally sterile. Excavation established that Feature 65 was likely a former tree root complex. Feature 67 (Photo 7.42), Context 127, presented as a stain approximately 49 × 53 cm across and 12 cm deep. It was filled with a mixture of dark brown (10YR3/3) silty loam and brown (7.5YR4/4) silty clay that was culturally sterile. Excavation established that Feature 67 was likely a pit for a historic planting.

Photo 7.40. Planview of Feature 57.

Photo 7.41. Planview of Feature 65.

Photo 7.42. Planview of Feature 67.

Feature 79 (Photo 7.43), Context 139, presented as a stain approximately 84 × 94 cm across and 32 cm deep. It was filled with a mixed deposit of dark brown (10YR3/3) silty loam and brown (7.5YR4/4) silty clay that contained fragments of brick and redware. Excavation of this feature suggested that it was likely a pit for a historic planting.

Photo 7.43. Planview of Feature 79.

Modern and Non-Cultural Features

Mechanical stripping in strip block D uncovered a number of soil anomalies that, upon further investigation, were determined to be naturally occurring rather than of cultural origin. Likely root systems accounted for eight of the anomalies (Features 41, 42, 44, 56, 69, 73, 77, and 100), while rodent disturbance accounted for at least two of the anomalies (Features 53 and 92). All of these features were culturally sterile with the exception of Feature 53, which contained artifacts such as whiteware, yellowware, redware, glass, and nails. The remaining four anomalies (Features 46, 64, 80, and 91) were natural undulations in the ground surface where the overlying Ap horizon had accumulated. These features contained very little in the way of cultural material, with the exception of a single sherd of whiteware and a nail in Feature 46 and a coin in Feature 91. The excavation of these four features showed them to be non-cultural phenomenon.

Strip Block E

Strip block E was located in the rear, western yard of the farmhouse, between the house and the Feature 34 outbuilding (Figure 7.9). Phase II investigations had indicated that this area was part of a large midden to the rear of the Feature 6 foundation and the brick farmhouse and was an area clearly utilized by the occupants of the farm. It was hypothesized that this location was the likely site of a privy associated with the domestic occupation of the farmstead. This area was dominated by a large tree that may have truncated and/or disturbed some of the historical features, but it was also hypothesized that this tree might be growing in the fertile soil of a former privy given its placement relative to the farmhouse. The density of artifacts observed in Area 2 during the Phase II testing, combined with the area being a likely site of a privy, prompted the excavation of strip block E during the Phase III. A total of eight features were documented in strip block E, the most compelling of which included a likely barrel privy (Feature 84) and two parallel trenches (Features 59 and 61) that may have housed sill beams (Photo 7.44). The remaining features were four post holes (Features 58, 62, 71, and 87) and one anomaly that proved to be modern (Feature 60).

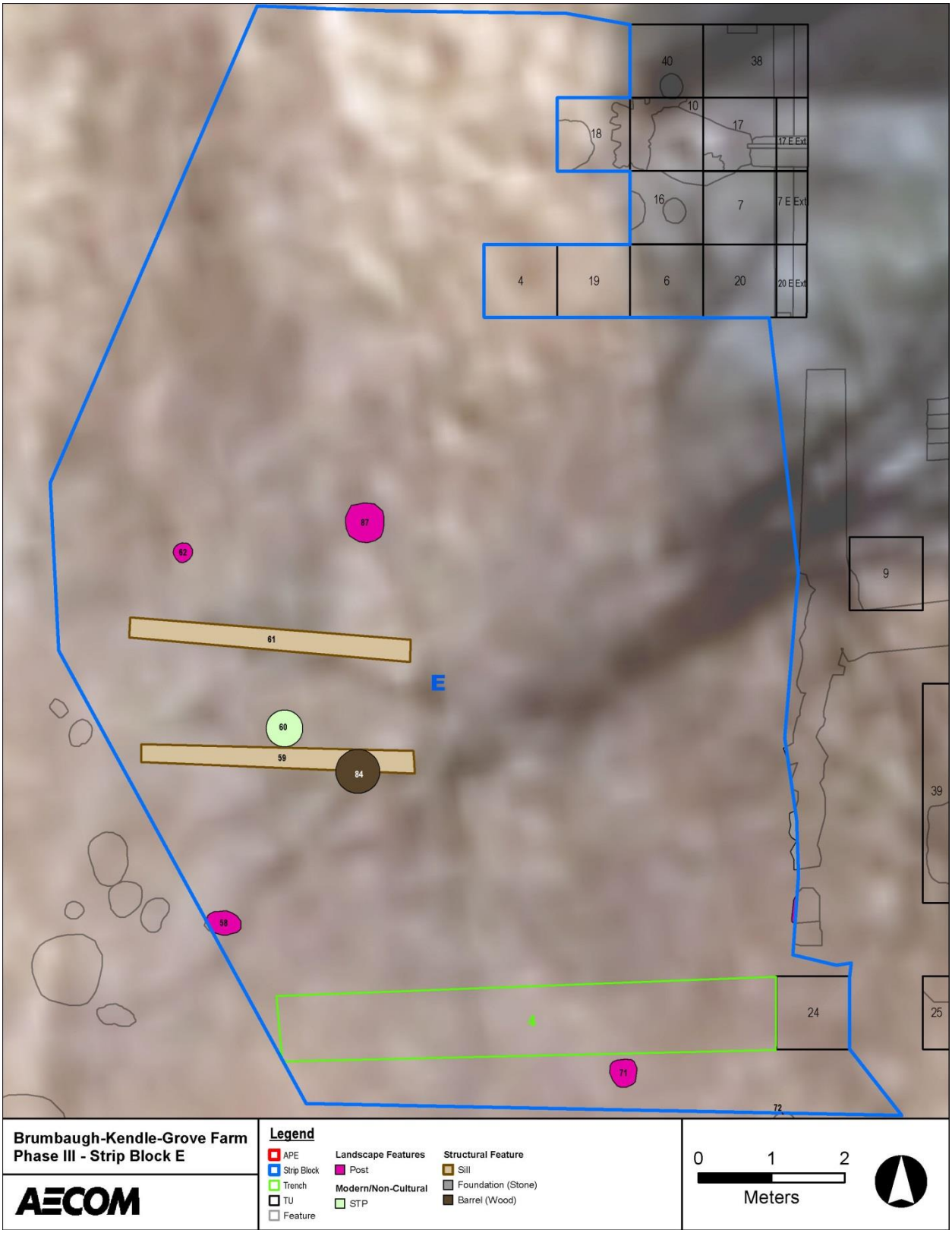

Figure 7.9. Planview of strip block E.



Photo 7.44. Planview of Features 59, 60, 61 and 84.

Feature 84

Photo 7.45. Planview of Feature 84

Feature 84 (Photo 7.45), composed of Context 146, was approximately 57 cm in diameter and was filled with a loose dark brown (10YR3/3) silty loam that contained a variety of historical cultural material and substantial inclusions of whitewashed wall plaster. The feature cut was 43 cm deep. Excavation established that Feature 84 was a historical barrel feature located between the building foundations of Feature 6 and Feature 34. Near the base of the feature, an iron barrel hoop with a 0.6-m (2-ft.) diameter was encountered. Based on the size of this hoop and the base width of the barrel, the original barrel would have likely stood about 1 m (3 ft.) tall and been capable holding about 53 gallons. The interior fill of this feature, Context 146, contained a high volume of broken wall plaster, two leather shoe heels, a gutta-percha woman's hairbrush, several medicine vials, fabric, and sundry ceramics. Based on the diagnostic medicine bottles, the feature fill appeared to date to the second half of the nineteenth century. Given the presence of the barrel to the rear of the house and the bulk of primary deposition within it, it is likely that this barrel feature was utilized as a privy.

Features 59 and 61

Features 59 and 61 (see Photo 7.44) were parallel linear soil stains. Feature 59 was composed of Context 119 was approximately 22 cm × 2.67 m. It was cut 14 cm into the natural subsoil and filled with a uniform deposit of very dark grayish brown (10YR3/2) silty loam. The eastern end of the feature was cut by Feature 84, the historical barrel feature, and is assumed to have predated it. Excavation of the Context 119 feature fill produced no cultural materials. Feature 61, composed of Context 121, was roughly parallel to Feature 59. This feature measured approximately 30

cm × 2.42 m and was cut approximately 10 cm into the natural subsoil; it contained compacted and friable very dark grayish brown (10YR3/2) silty loam. Both features continued east to the standing tree and appeared to continue beneath it. As the tree prevented excavation along the eastern end of these features, no definite eastern terminus was established. Given the width, length, and depth of these features, they were interpreted as historic sill beams from a former wooden structure.

Post Holes

Strip block E contained four post holes (Features 58, 62, 71, and 87). Feature 58 (Photo 7.46), Context 118, presented as a stain approximately 74 × 51 cm and was filled with a dark brown (10YR3/3) silty loam. The feature was cut approximately 14 cm into natural subsoil and the fill included a post mold. The remnant post and post mold were surrounded by fragments of rock that were used to hold the post in place and help keep it upright. Part of the wooden post survived within the base of the feature. Several historical artifacts were recovered in association with the post hole including fragments of glass, redware, pearlware, and bone.

Photo 7.46. Planview of Feature 58

Photo 7.47. Planview of Feature 62

Photo 7.48. Planview of Feature 71

Photo 7.49. Planview of Feature 87

Feature 62 (Photo 7.47, composed of Context 122, presented as a stain approximately 26 × 29 cm across and 20 cm deep. It was filled with a loosely compacted mixture of dark brown (10YR3/3) silty loam and brown (7.5YR4/4) silty clay. Feature 71 (Photo 7.48), composed of Context 131, presented as a stain approximately 40 × 34 cm across and 24 cm deep. It was filled with a compact dark yellowish brown (10YR3/4) silty loam that contained historical artifacts

such as glass, whiteware, redware, window glass, and nails. Feature 87 (Photo 7.49), Context 149, was a circular stain approximately 60 × 74 cm across and 41 cm deep. It was filled with a deposit of brown (10YR4/3) silty loam clay that contained historic artifacts such as brick and pearlware.

Modern and Non-Cultural Features

Feature 60, located between the two possible sill beam features, was a circular stain approximately 57 cm in diameter. Upon closer examination, this feature was determined to have been the site of a former shovel test, STP 8, from the 2001 Phase IB survey and as such was not re-excavated (Barse 2001).

Strip Block F

Strip block F was located in the northeast yard, between the farmhouse and the well (Figure 7.10). This area was targeted for stripping because of the discovery of the Feature 74 pathway during the Phase II excavations in Area 1 and Trenches 1 and 2. This strip block was established to determine where the path features led, the hope being that they might lead to structural remains of undocumented outbuildings or other cultural deposits. In addition to Feature 1, a post hole identified in TU 13 during Phase II testing, four features were ultimately exposed in strip block F during the Phase III investigation, all of which were stone pathways (Features 74, 75, 81, and 101).

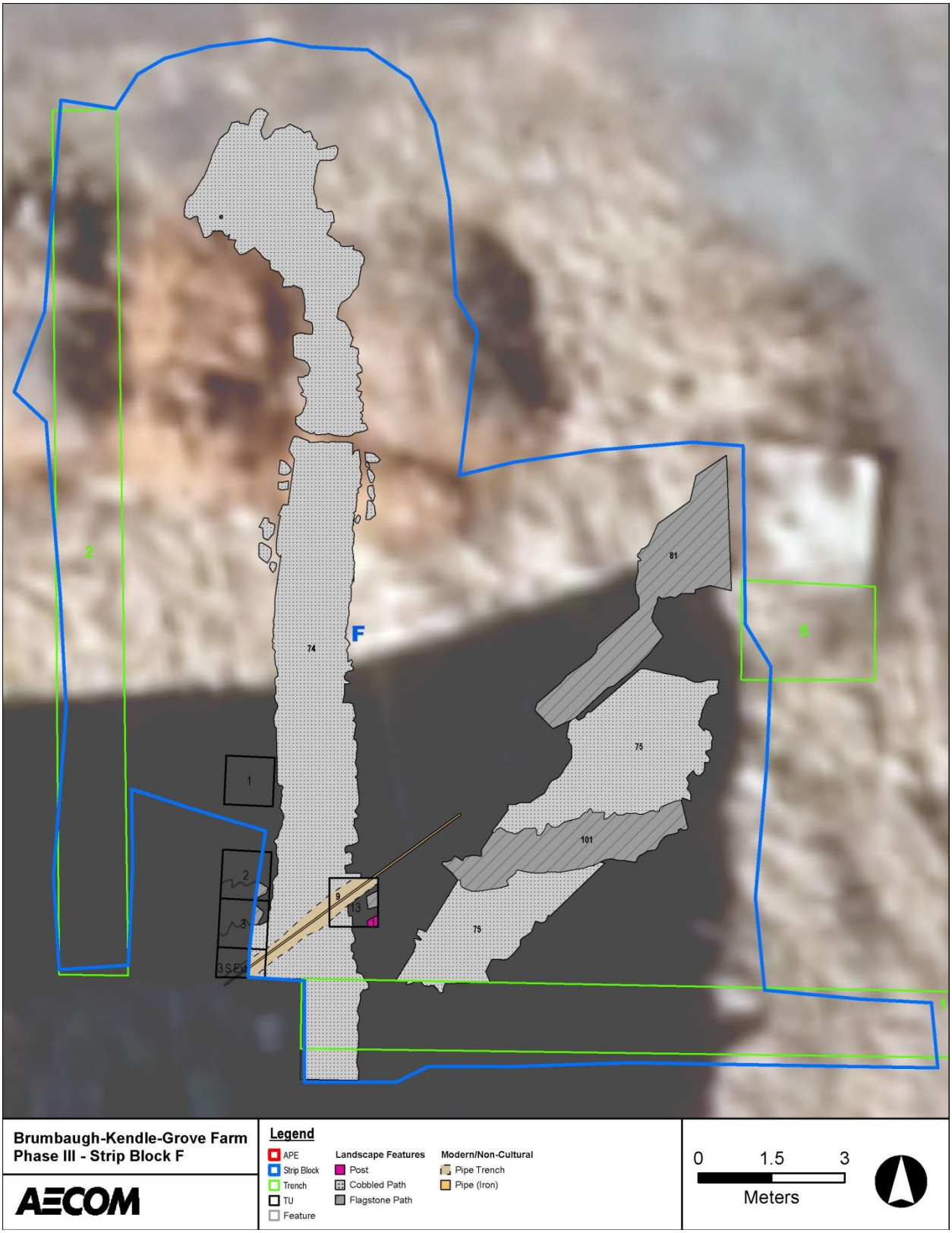

Figure 7.10. Planview of strip block F.

Feature 74

Feature 74 (Photo 7.51) was composed of Contexts 134, 165, and 167. This feature was a large complex of cobblestones principally made of local limestone (Context 134). The feature also included a soil deposit that was found within depressions in the cobblestone surface. This soil deposit was assigned to Context 165 and presented as a brown (10YR4/3) silty loam that produced a variety of historical artifacts such as horseshoes, redware, yellowware, whiteware, nails, and glass. In some locations along the length of the feature, this deposit was up to 6 cm deep. The depth of Context 134, the cobblestones themselves, averaged about 18 cm. Beneath Context 134 there was an additional feature-associated deposit, Context 167, a mixed deposit of brown (10YR4/3) silty loam and brown (7.5YR4/4) silty clay that was a likely remnant Ap horizon and possible earlier yard surface. This deposit was on average only 3 cm thick and directly overlay natural subsoil.

Photo 7.50. Planview of Feature 74. (North is to the left.)

The pathway, which led in the direction of the barn, was truncated near the edge of the modern parking area, though a spur of associated flagstones seemed to begin heading in the direction of the chickenhouse. The path was 1.6 m wide and in some locations featured a stone drain along its eastern edge. In and around the northeast corner of the farmhouse the cobbles were observed to cleanly abut the foundation, suggesting that the pathway likely post-dated the northern expansion of the house, a construction episode commonly associated with the Kendle occupation. From its place of origination near the front porch of the house the pathway continued north approximately 19.5 m. At 13 m north of the porch, the pathway had a drain channel cut through its middle. This channel fed into the drain that ran along the eastern edge of the pathway for much of its length, though it had been substantially robbed out in some sections. At approximately 16 m north of the porch, the main path became less cobbled and more of a flagstone patchwork that led northeast toward the chickenhouse. This western extension contained a curious rock that had a drilled hole, which may have been related to a gate pivot.

While the portion of the Feature 74 pathway that was of cruder construction did appear to curve west before being truncated by the modern driveway, there was some indication that the main Feature 74 pathway continued north toward the barn. Strip block G was excavated to the north along the predicted route of the main cobbled pathway, which appeared to head to the door of the chickenhouse structure on the south side of the barn complex. Feature 74 was absent from strip block G, but a section of possible cobbling was found in STP N550, E485 during the Phase IB testing. This test was situated slightly to the east of the predicted route, suggesting that the path curved to the east. This curving route would have taken it across the arched stone culvert/bridge that crosses the drainage as it cuts across the middle of the farmyard. This arched stone culvert is made of the same stone material and is of similar dry-laid construction as Feature 74 suggesting that the two features might be contemporaneous or part of the same landscape system. This culvert now sits beneath the modern driveway. This data suggests that Feature 74 originally curved slightly east, following a path similar to the modern driveway toward the historic core of the barnyard rather than the modern additions on the south side of the barn.

Feature 75

Feature 75 (Photo 7.51), composed of Contexts 135 and 166 was a large complex of cobbled stones On top of and within the stone surface was Context 166, a brown (10YR4/3) silty loam that produced a variety of historical artifacts such as nails, screws, bone, redware, and glass. The feature cut was 18 cm deep. Excavation through the pathway revealed that it sat on top of Context 167, a deposit of remnant A horizon that was likely original historical ground surface. Feature 75 was determined to be a cobbled pathway leading northeast from the front of the house toward the well and was constructed in the same manner as Features 74 and 95 (on the southeast side of the house, in strip block B). This pathway led to the well and descended as it traveled east, finally reaching the well at its original depth. As established during excavation of Trench 1 during the Phase II survey, the front yard was a far less level area than it is now, and the landscape sloped more substantially and naturally down toward the lower meadow, which was at that time an apple orchard.

Photo 7.51. View of Feature 75.

Feature 75 was bisected by a flagstone pathway, Feature 101 (discussed below), which ran east downslope toward the meadow. The manner in which Feature 75 abut Feature 101 suggested that they were in use at the same time as they occurred at the same relative depth and the bisection of Feature 75 appeared to be clean, not jagged. The clean abutment suggested that either Feature 75 was built around Feature 101, which was previously extant, or that the cobblestones were carefully replaced around Feature 101 after the Feature 101 path was laid. Given the seamless integration of the two paths, it is more likely that Feature 101 predated Feature 75, and that Feature 75 was designed to envelop this earlier pathway when it was still in use.

Feature 81

Feature 81 (Photo 7.52), Context 142, was a flagstone pathway approximately 3 m × 80 cm. The material between the stones of Feature 81 (Context 164) was a brown (10YR4/3) silty loam that was culturally sterile. Feature 81 was a later, larger flagstone pathway leading to the well. It was built on top of portions of Feature 75, indicating that it was built after Feature 75 went out of use. The most notable thing about Feature 81 was that it was built with respect to a much higher lawn elevation, meaning it was installed after the lawn surrounding the well had been raised to near the modern grade. This feature showed the evolution of the landscape in this part of the yard. Eventually, this pathway also fell out of use and was replaced by the modern concrete pathway in the first half of the twentieth century.

Photo 7.52. Planview of Feature 81.

Feature 101

Feature 101 (Photo 7.53) was a flagstone pathway approximately 1 × 1.5 m, running east-west. The feature cut through Feature 75 and appeared to lead from the farmhouse to the meadow, which was formerly an apple orchard. This pathway also seemed to respect the former sloping landscape in much the same manner as Feature 75.

Photo 7.53. Planview of Feature

Feature 101 comprised four contexts, Contexts 162, 163, 167, and 170. Context 163 was assigned to the flagstones themselves, while Context 162 was assigned to the soil in the gaps between the individual stones. Context 162, which was on average 1 cm deep, was a brown (10YR4/3) silty loam that produced fragments of bone, a bottleneck, whiteware, and redware. Underlying Contexts 163 and 162 was Context 170, a historical fill layer of compacted angular gravel suspended in a matrix of dark brown (10YR3/3) silty loam. This deposit appeared to have served as a leveling bed for the overlying cobblestones. Context 170 produced artifacts

such as a square nail, bone, and a tooth. The final context within this feature was Context 167, a likely early yard surface that was composed of a mixed deposit of dark brown (10YR3/3) silty loam, and brown (7.5YR4/4) silty clay.

Strip Block G

Strip block G was located in the driveway area to the north of the farmhouse lawn and south of the barn complex just to the south of the small drainage that cut through the site on a west-east course. Excavation was undertaken in this area to see if there was any evidence of Feature 74 continuing toward the door on the south side of the chickenhouse portion of the barn complex. No evidence of a cobble pathway was encountered, but intact natural soils (A horizon over B horizon) were encountered beneath a cap of fill. Strip block G was one of the few locations within the site that had an intact A horizon, indicating it had not been plowed (likely due to its proximity to the drainage). While natural soils remained intact, there was no evidence of any cultural deposits or features within strip block G.

Strip Block H

Strip block H was located to the south of the farmhouse and strip block D in an area covered with corn when the investigation began (Figure 7.11). After the corn was harvested, this area was targeted in order to determine how far south and west the features associated with the Feature 34 structure might extend. The site of this strip block also straddled the edge of the western boundary of the unnaturally flat area seen on aerial LiDAR data and was considered to be sufficiently distant from the disturbance of the leach field that was found in strip block A to the east. It was thought that if the area had been flattened to create the leach field then more of the leach field structure should be apparent in this location as well, but if the leach field was a later disturbance to a historically flattened area, then this location should either contain historical features or be generally sterile. Just two features were identified in strip block H: a shallow, rectangular pit, possibly a beam slot (Feature 97), and a tree hole (Feature 98). The absence of leach field structures in this location suggested that the flattening of the ground in this area was likely not related to the establishment of the leach field.

Feature 97 (Photo 7.54), composed of Context 159, measured approximately 1.41 m × 36 cm across and 8 cm deep. It was filled with a mixed deposit of dark brown (10YR3/3) silty loam and brown (7.5YR4/4) silty clay that contained a single cut nail. Its original function was not conclusively determined, but it is similar to beam slot or sill features such as Features 59 and 61 and thus may have served a similar function.

Feature 98 (Photo 7.55), composed of Context 160, was a roughly circular stain approximately 1.08 m by 90 cm across and 16 cm deep. The filled was a mixed deposit of dark brown (10YR3/3) silty loam and brown (7.5YR4/4) silty clay that contained historical artifacts such as nails, redware, brick, and porcelain. This feature was classified as a likely historic tree or shrub planting.

Figure 7.11. Planview of strip block H.

Photo 7.54. Planview of Feature 97.

Photo 7.55. View of Feature 98.

BUILT ENVIRONMENT AND LANDSCAPE

The built environment on the Brumbaugh-Kendle-Grove farm was scrutinized in the same manner as the archaeological deposits and was used to establish and refine chronologies and spatial patterns, which not only tell about the house, but provide details about the lives of the various people who have lived there over the centuries. Interpretations presented in later chapters often rely on a combination of observations from the built environment, archaeological contexts, and documentary sources in order to develop a cohesive explanation of past human activity. For a map of the identified building locations refer to Chapter 1, Figure 1.2.

Farmhouse

The brick farmhouse present on the property at the time of the investigation was a vernacular/Italianate-style T-shaped house, with a two-story, gable-end, main block, and a centered, two-story rear ell (Photo 7.56). The front of the house featured a small roofed concrete porch with concrete steps leading up to it. The porch was covered by a small roof supported by decorative wooden posts. The rear ell of the house had two-story porches on the north and south sides. The lower porches had concrete decking installed in 1934, according to a stamp in the concrete, which dates the concrete surface to the Luther Grove occupation.

Photo 7.56. South elevation and east façade of the farmhouse prior to demolition.

The foundation and basement of the farmhouse were made of mortared stone, roughly shaped and not well faced. In many places, the basement wall sat on top of natural bedrock outcrops, which in some places formed significant portions of the walls. The basement showed evidence of multiple phases of construction. In the rear ell, the north wall featured a stone chimney base. The floor in this portion of the building was paved in brick, which sat more or less on top of bedrock. This was the only area in the basement that had such a floor. In the southwest corner of the rear ell, in the south wall, there was a filled-in doorway. At the base of the western ell wall, there was another wall remnant partially beneath the ell foundation (Photo 7.57). The orientation of this wall remnant was skewed relative to the ell foundation, indicating that it was part of a separate (and earlier) structure. Given the depth below ground of this feature, it was likely the remnant of an earlier basement structure or some other deep subsurface feature built prior to the construction of the ell. The horizontal structural supports in the ell—joists and beam—were hand-hewn timbers. The beam ran along the north-south axis of the structure. The ceiling joists sat on top of the beam and but are not notched or jointed to it, a style of construction typical in German American structures (Lay et al. 1982). The foundation walls of the ell appear to have been whitewashed with lime plaster at one time, though it had largely worn away. Whitewash was not present on the walls of the two basement chambers beneath the gabled portion of the house.

Photo 7.57. Remnant foundation beneath the western wall of the rear ell.

The two chambers of the basement situated under the gabled part of standing house sat directly on top of bedrock, which formed an undulating, uneven floor surface. These two chambers—north and south—were of roughly equal size and were separated by a dividing wall with a single doorway in the dividing wall. The foundation in these rooms

also sat directly on top of bedrock outcrops, which formed part of the wall structure. The foundation walls were punctured by grated windows to the outside, two on the north and two on the south side. The east-west, central dividing wall appeared to abut the northern wall of the ell but was not integrated into its structure, suggesting it was built at a later date or as an addition. The joists in the southern chamber were made of hand-hewn logs, although some were well squared while others were only flattened on top and bottom. Some of these hewn timbers displayed evidence of non-functional notching, suggesting that they may not have been initially hewn for the purpose they eventually served but were instead part of an earlier log structure. These repurposed hewn timbers did not rest on top of a beam like the joists in the ell but instead were directly supported by the stone partition wall between the north and south chambers beneath the main house. The joists in the northern chamber, by contrast, were made of much smaller dimension lumber that had been saw cut, but they too were supported by the central partition wall.

The differences between the basement chambers below the main house and the western chamber below the ell—e.g., the joists, wall finishes, and flooring—suggested they were probably built at different times. The eastern chambers appeared to have been added at a later time using a combination of recycled timbers and new wood. The basement of this eastern expansion was shallower and was done in a somewhat cruder manner, with far less care taken to level the floor. While the house at the surface suggested a single uniform build, the foundation indicated at least two phases of construction, with the ell likely predating the main house.

Photo 7.58. East façade and north elevation of the wash house/summer kitchen.

Wash House/Summer Kitchen

To the north of the farmhouse's ell was a two-story brick structure identified as a wash house/summer kitchen (Photo 7.58). The outward similarity of the structure to the brick farmhouse suggested they were contemporaneous, apparently a result of Samuel Kendle's 1895 property renovation. This structure was connected to the north porch of the ell by a concrete pad and porch roof. Embedded in the concrete pad in front of the wash house/summer kitchen was a cistern. The wash house/summer kitchen had a door and window on its eastern wall, a single window on the south and west walls, and a door in the north wall that led out into the yard opposite the stone smokehouse and chickenhouse. The interior floor of this structure was a slab of poured concrete. In the southeast corner of the structure was a corner staircase leading up to a small wooden-floored room with a single window in the southern gable. There was a bed in this room. An internal chimney ran up the north wall of the structure, and adjacent to this chimney in the upper room was the remains of what appeared to have been a brick stove on a concrete floor.

Photo 7.59. Wash house/summer kitchen foundation after demolition.

The brick walls to the structure of the building sat atop a stone foundation about three courses thick and similar in appearance to the semi-dressed stone foundation of the main house. Underlying the two semi-dressed courses of the stone foundation was a more fragmentary and cruder course of stonework (Photo 7.59). It was not determined whether this deeper portion of the foundation is a poorly laid leveling course or an earlier, ephemeral foundation upon which the later stone foundation was built. Regardless, the

foundation was built on top of the former yard surface (Ab horizon), suggesting there may have been an earlier, ephemeral structure in this location, possibly one made of logs as the foundation preparation was similar to that of Feature 6, the foundation of a log structure.

Northern Cistern

The cistern was located on the northern side of the house to the east of the wash house/summer kitchen. At the time of the investigation, the cistern was capped by a large concrete porch, with only a square access panel in the top. The concrete slab that covers the body of the cistern had a date stamp of 1934, which was during the Grove occupation. The cistern itself appeared to be older, however. The structure of the cistern was a composite of brick, dry-laid stone, and parging (Photo 7.60). The main shaft of the cistern was cut stone blocks of varying size, not dissimilar in dimensions and facing to the material used in the construction of the nearby smokehouse structure. These stone blocks were dry-laid in circle with an interior dimeson of 2.6 m (8.5 ft.) and a wall thickness of more than a foot (0.3 m). The cistern shaft was cut into the natural B-horizon soil and the stone blocks were fitted tightly against the clay walls of the cut, resulting in the absence of a builder's trench. The interior of the shaft was parged with a thick coat of lime plaster and whitewashed to make the chamber watertight. Above the main shaft, a beehive dome was erected out of mortared brick. The lower course of brick was placed radially as a footer course on top of the stone, with the dome a single course of mortared brick arranged end to end. The brick dome was also parged on the interior to keep it watertight. The domed shape would have facilitated the retention of evaporate. At some point after its construction, a metal water pipe connecting the cistern to the primary well to the east was installed.

Photo 7.60. The northern cistern as revealed during demoltion monitoring: (*left*) the brick beehive dome portion; (*right*) cross- section of the dressed stone walls.

Barn Complex

Photo 7.61. North and west elevations of the barn, showing diamond-shaped vents, earthen ramp, and stone foundation.

The barn complex as stood at the time of the investigation was a composite of multiple phases of construction. The Swisser (also Switzer or Sweitzer) barn was a large, well-built structure made of stone, timber, and brick (Photo 7.61). The lower floor of the barn was composed of local limestone blocks, well finished and pointed and mortared into place. The structure featured larger quoin blocks in the corners. The upper floor was framed with massive hand-hewn oak beams that were nicely squared and joined together principally via the use of mortise and tenon joints held in place with treenails. On the bottom floor, the floor structure was similarly constructed of four large square beams that spanned the entirety of the 101-foot length of the main barn structure. To make this length, beams were connected using a scarf joint and rested on wooden support pillars. The beams ran north-south along the length of the barn structure and were supported at each end by the northern and southern walls of the stone foundation. On top of the four main floor beams were smaller hand-hewn, squared joists that were fitted into notches in the east and west walls of the stone foundation. The joists were not fastened to the beams but were instead laid on top of them, a common building practice for Germanic structures in the Shenandoah Valley (Lay et al. 1982).

Photo 7.62. South wall of the original barn showing timber framing of the addition puncturing the brick wall.

The upper story of the barn was fashioned of brick that was several feet thick and formed the north, south, and west walls of the barn. These brick walls, which were four courses thick, featured a series of decorative diamond-shaped vent that allowed air to flow into the upper story of the barn. This upper floor was accessed principally via a massive stone and packed earthen ramp that ran two-thirds of the length of the western side of the barn, forming an artificial hill into which the western wall of the barn was set. The eastern portion of the top floor overhung the main barn structure by about 2.74 m (9 ft.). This elevation was clad in vertical wooden planks with window vents. These components appear to be the earliest portion of the barn complex.

A massive wooden addition was added to the south side of the barn. It was supported by timbers that were thrust through the upper brick portion of the original barn wall, tying into the main barn's wooden roof structure (Photo 7.62). Windows in the stone foundation of the original barn were rendered useless by the later timber-frame addition. The addition was a multifunction structure, incorporating a large open wagon and equipment shed, full-width corn crib, small toolshed, and a large chickenhouse (Photo 7.63). The chickenhouse sat on a concrete foundation and was not the same dimension as the wagon shed, corn crib, and tool shed addition, suggesting it was added at a later date. It would appear that the initial incarnation of the barn dates to the Brumbaugh period, the wagon shed/corn crib/tool shed addition to the Kendle period, and the chickenhouse to the Grove occupation, as the Groves appear to have been the first occupants of the farm to use concrete in any meaningful fashion.

Photo 7.63. South elevation of the chickenhouse, wagon shed, corn crib, and tool shed additions to the barn.

Phase I archaeological testing indicated that the area around the barn complex had shallow deposition that was truncated and disturbed. The barnyard had been graded and paved in the twentieth century, and as such was not readily available for testing, nor was this area to be ultimately disturbed during demolition activities. Attempts at mechanical stripping along the south side of the barn complex during the Phase II testing effort were frustrated and abandoned as the native bedrock was just centimeters below the surface. As there was limited prospect of encountering soil capable of containing cultural deposits, the barn area was not subjected to mechanical stripping during the Phase III investigation. While the area was not investigated via mechanical stripping during the Phase III effort, the demolition of the barn complex was closely monitored. During monitoring a single subsurface cultural feature was identified in the barn complex.

Feature 103 was a well situated on the south side of the barn about 3.2 m to the south of the southwest corner of the original barn in the floor of the wagon shed to the south of the main wall of the barn (Figure 7.12). This well presented as a 2.5 × 2.3 m concrete slab with a 65-cm square hole in the top, offset toward the southwest corner of the pad (Photo 7.64). The well cap covered a structure that was nearly square and made of roughly shaped mortared stone. A more modern piping and filtration system had been installed within the structure and it did not appear to be actively retaining water in the manner of the other well to the south, near the house. Based on the iron staining on the stone wall, however, it appeared that the feature at one time contained a high volume of water that filled the stone shaft within several feet of its cap. This largely square well shaft was cut into natural bedrock.

The well appears to have been absorbed into the barn complex proper when the barn was expanded to the south with the addition of the wagon shed, tool shed, corn crib, and chickenhouse. The presence of this structure in relation to the barn was not wholly surprising and it seems reasonable to have needed a means of providing water for the livestock kept there. The mortar-work on the stones within the well shaft appears to have been applied at a later point. This mortar was liberally applied and may have been done to repair or repoint the original mortared stonework or perhaps to fill gaps between coarse stonework that was initially dry-laid. Given the evidence for structural refurbishment, it is likely the well predated the modern piping. The piping, which included PVC, indicated that the well remained in use into the second half of the twentieth century. The squared shape of the well shaft was similar to the well for the farmhouse located in the east yard and may date to the same period. The well was filled with demolition debris, so the base was largely obscured.

Figure 7.12. Location of Feature 103 in relation to the structures of the barn complex.

Photo 7.64. Well feature near the barn complex: (*left*) concrete well cap, looking down; (*right*) interior of the well showing the stone and mortar construciton, modern piping, and the iron staining on the walls from having been filled with water.

Hog Pen

The hog pen was a timber-built structure situated to the east of the barn additions. This structure sat on a concrete foundation that began at grade on the west side but became elevated to the east (Photo 7.65). The structure was made of sawn lumber and was divided into general stalls and feeding troughs. There was a small second story that was accessible by ladder. The structure is visible on a 1938 aerial photograph, and given the use of concrete for the foundation, it is likely the hog pen was erected by Grove at some point after his purchase of the property in 1924.

Photo 7.65. East and north elevations of hog pen.

Silo

The silo was a large (approximately 4.88-m or 16-ft. diameter) cylindrical structure made of precast concrete held together with steel bands (Photo 7.66). It featured a metal dome at the top and was situated to the east of the center of the original barn, just outside the paved barnyard. The silo sat on a concrete pad and featured a grain elevator with a small engine room on the north side of the structure. The structure was certainly twentieth-century in origin and was likely related to the Grove occupation. The Grove period was largely characterized by structures featuring concrete foundations and superstructures in place of the brick, wood, and timber widely used during the Brumbaugh and Kendle occupations. Historical aerial photographs show that the silo was built after 1957, but before 1968, making it one of the most modern structures on the farmstead.

Photo 7.66. Concrete silo, view to northwest.

Chickenhouse

A free-standing chickenhouse was located near the farmhouse, to the north of the wash house/summer kitchen and smokehouse. The structure, which was 6.25 x 4.42 m (20.5 x 14.5 ft.), was timber-built and clad in clapboard with a corrugated sheet metal roof. The structure was perched upon a low stone wall in the east and on bedrock in the west, with its timber sills resting on loosely placed dry-laid stone foundations on the north and south (Photo 7.67). The foundation stones, where present, were not mortared and were set directly on bedrock. Their main function was to level the structure as it was situated on a gentle east-facing slope. The structure's vertical supports—spaced at roughly 1-m intervals—were anchored in hewn log sills that rested on the stone foundation or bedrock. The type of wood used to build the structure varied considerably, from hand-hewn, likely repurposed material, to more squared, sawn timbers. This lack of standardization gave the structure a ramshackle appearance, suggesting it was built from leftover bits of other buildings. Many of the timbers, both hand hewn and sawn alike, showed evidence of reuse. Some of the hewn timbers had notches from prior joints, while many of the sawn timbers had multiple nail holes that suggested they had once been covered with lath. There were doorways on the north and south walls that were aligned with one another, but no other openings. The southern wall was taller than the northern wall, giving the roof a shallow pitch toward the north. The roof was braced by a series of horizontal support timbers that ran north-south. Structural nails were all wire-drawn. The south wall of the structure abutted the north wall of the adjacent stone smokehouse, creating a narrow gap between the two structures. This gap was used as a dumping ground and was filled with twentieth-century materials, some of which was collected for analysis. There was no apparent flooring on the inside of the structure, and the ground surface had been highly bioturbated, principally by groundhogs, such that the surface was loosely packed, rough, and uneven. Artifacts spread across the

floor were principally late nineteenth-

Photo 7.67. Chickenhouse: east elevation with smokehouse to the left (*left*); north elevation with house in the background (*right*).

and twentieth-century ceramic and glass, suggesting that this structure was used as a midden after it outlived its principal function. The structure was likely built during the Kendle period from the remains of former outbuildings and/or the earlier dwelling. Graffiti on the south wall read "P.M.K.," possibly the initials of Preston M. Kendle, the son of Samuel Kendle. If indeed this was Preston, it would have been done in the first quarter of the twentieth century as Preston was not born until after 1896 and the Kendles sold the farm to Luther Grove in 1924. Given the use of recycled wood, the presence of wire-drawn nails, and the probable twentieth-century graffiti, it is likely that the structure was erected during the Kendle occupation.

Smokehouse

The stone smokehouse was situated in the north yard of the house just to the north of the brick wash house/summer kitchen. This 3.81 x 5.33-m (12.5 x 17.5-ft.) structure was made entirely of mortared stone with walls approximately 0.46 m (1.5 ft.) thick. The stone walls were well-built and square, with large stone quoins in each corner, filled in with smaller dress stones that formed the bulk of the walls (Photo 7.68). The structure had a gabled roof clad in corrugated metal. The gable portions of the structure on the north and south walls were clad in clapboard and painted white. There were no windows in the structure and only one door in the eastern wall. A small square port was located in the middle of the western wall at approximately waist height, possibly some kind of vent or opening to pump smoke into the structure from a fire set on the outside. The interior floor of the structure was mostly bedrock, the outcrop upon which the structure was set. At the northern end of the structure, the floor was leveled with concrete where the bedrock dove.

Photo 7.68. Smokehouse: east elevation (façade) with extant doorway and filled-in doorway to its left (*left*); west elevation with chickenhouse on the left and smokehouse on the right (*right*).

The interior surface of the walls was parged with a Portland cement mixture that was apparently not an original feature. The original mortar, a sample of which was taken when the structure was demolished, was a loose sandy mortar with inclusions of burnt limestone, hair, and straw. This mortar composition was similar to mortar recovered in archaeological deposits identified as demolition deposits. Mortar in the pointing on the exterior of the structure was different, suggesting that the structure was repaired or renovated over the course of its use-life. Further evidence of renovations included the addition of a series of gas pipe rails running east-west across the interior of the structure, presumably for hanging meat as it was smoked. The rafters and ceiling of the structure showed evidence of blackening from the smoking.

The façade (eastern elevation) of the structure offered clues about its original layout. While the structure had a single doorway in the center of the eastern wall, there was evidence that there was once another doorway. There were two wooden door lintels: one above the extant doorway and another to its south. The lintels were not at the same height, suggesting different building episodes. Excavations outside the infilled doorway were inconclusive as this portion of the building sat directly on bedrock, with no datable archaeological deposits. There was, however, evidence of a substantial post hole approximately 1.07 m (3.5 ft.) east of the former doorway, suggesting that there may have once been an overhang.

Well

The well was located in the northeast yard, just to the west of the drive. Prior to excavation, this location was identified by a 2.6-m (8.5-ft.) square concrete slab covering that was connected to the wash house/summer kitchen via a concrete pathway. The body of the well was a composite of several materials including stone, concrete, and iron. The well itself appeared to have been hacked into the natural limestone bedrock, perhaps expanding upon a natural spring (Photo 7.69). The upper portion of the well shaft was made of dry-laid fieldstone arranged in a rough circle. Some of this structure had been reinforced on the interior by the addition of a concrete and iron ledge approximately 2.44 m (8 ft.) below ground. Subsequent archaeological investigation of this feature revealed that it was much older than its cap would indicate. Cobbled path features and the modern concrete pathway provided evidence that the well was part of the landscape during different phases of occupation. The elevations of these pathways indicated changes in the grade of the yard, which was matched by additions to the well stack.

The earliest cobbled path (Feature 75) met the well shaft just above bedrock, suggesting that the initial incarnation of the well was no more than a hand cut void into bedrock. While there was probably a protective covering over the well, it was not the fieldstone stack currently in place: the cobble path underlay the stack, and artifacts found around the stack suggest that it was added around the middle of the nineteenth century. The fieldstone stack was contemporaneous with a flagstone path (Feature 81), which sat much higher, reflecting a change in yard grade. All of these path features were eventually built over by the concrete pathway and well cap (and it is known from the 2001 Phase I assessment of the property that the well once featured a cast iron manual pump attached to the well cap [Barse et. al 2001]). A metal water pipe connected the well to the basement of the house in the portion of the structure below the northern gable. It would seem, therefore, that the well was still the primary source of water when the property was abandoned in 2000. While no definite eighteenth-century pathway to the well was uncovered, artifacts found beneath the earliest pathways indicate activity in the area as early as the 1750s (the 1755 Mexican real was found near the well). This raises the possibility that the well was present by the mid-eighteenth century, with the availability of water perhaps being a reason for settlement in this location in the first place.

Photo 7.69. Well: interior showing dry-laid upper portion and the deeper well cut into bedrock (*left*); south wall of the well showing the bedrock, the cobbled path layer, the dry-laid stone layer, a brick leveling layer, and the concerte cap (*right*).

Cemetery

The Brumbaugh family cemetery was located on a gentle hilltop in a field approximately 117.35 m (385 ft.) to the west of the farmhouse of the farmstead. At the time of the investigation, the cemetery was delineated by a black-painted aluminum enclosure about 5.49 m (18 ft.) square, inside of which were three grave makers bound together in a large slab of concrete (Photo 7.70). The soil in the area was highly bioturbated owing to ongoing groundhog activity. A disused gravel drive led to the cemetery enclosure from the main driveway into the property. While only three graves were marked, a cursory examination of the surrounding vicinity with GPR suggested that a number of anomalies, possible grave cuts, may exist to the south of the enclosure. As this area was impacted by the current demolition effort, however, a formal delineation of the graveyard area was not undertaken.

Photo 7.70. A north facing view of the Brumbaugh Family cemetery lot in the field to the west of the farmstead.

Orchard

At the time of the archaeological investigation, there was no evidence of an orchard on the property other than a single tree stump in the middle of the cow pasture to the east of the house. This stump was the sole surviving remnant of a once impressive orchard as seen on a historical map from 1890 and aerial photographs from the 1930s forward (Photo 7.71). An 1890 U.S.G.S. topographic map indicated that the area to the east of the barn and the house was at that time a sizable orchard. Aerial photographs from the 1930s show the orchard as a mass of trees in a neatly planted grid of approximately 7 × 37 trees. This once impressive orchard would have dominated the view to the east of the house. By 1957 the orchard was in rapid decline, with the north portion having been transformed into a fallow field and the remainder having been greatly reduced. By 1970 the orchard was all but gone, with less than 30 of the original 250+ trees remaining, and most of those clustered at the southern end of the former orchard. By the 1980s only three of trees remained and by the 1990s only two.



Photo 7.71. A series of aerial photographs of the farm showing the gradual decline of the orchard.

8. ARTIFACT ANALYSIS

ARCHAEOLOGICAL LABORATORY METHODS

Artifact Processing

Artifacts from the Brumbaugh-Kendle-Grove Farmstead (18WA496) Phase I–III excavations were processed at the AECOM archaeological laboratory in Burlington, New Jersey. Materials were washed, dry brushed, or separated for conservation as appropriate in accordance with the collections and curation standards published by the Maryland Historical Trust (MHT) (MHT 2005). Artifacts were separated by class and placed in individual polyethylene bags that were labeled with provenience information in permanent marker. Additionally, each bag was given an acid free paper label containing the provenience information. The individual bags will be placed within a large bag(s) for the entire provenience. All bags were labeled and pierced for air circulation.

The artifacts themselves were labeled in accordance with the MHT requirements, which specify that each artifact should be labeled with a site and lot number. Labeling exceptions included those artifacts that are too fragile or too small, in which case they were bagged with a tag (MHT 2005: section D2c), and nondiagnostic artifacts found in large numbers within a given provenience (MHT 2005: section D2d).

After the initial washing and labeling processes, AECOM material specialists cataloged the collection. All artifacts, with the exception of the faunal materials, were analyzed at the AECOM archaeology laboratory in Burlington. The faunal materials were analyzed by Teagan Schweitzer, zooarchaeologist, who studied the collection at the University of Pennsylvania, Philadelphia.

Computerization of Artifact Data

To facilitate data collection and record a high level of detail, AECOM utilizes a centralized, unconstrained, three-tiered artifact data management system. Through the creation of databases with free-flowing structures, AECOM is able to maximize computable information while minimizing data entry time. AECOM's three-tiered system allows for the recording of artifacts in increasing levels of detail, dependent on the quality of the artifact's archaeological context. AECOM employs Microsoft Access (2003), augmented by text editing programs to prepare and display information. This software is compatible with other programs such as the Re: Discovery context module or Past Perfect.

The first tier of analysis records the provenience, count, type, and form of artifacts. For the sake of consistency, artifact types are drawn from a master list, although new types can be added at any time. The second tier of analysis involves spatial and qualitative artifact patterning. The third tier of analysis concerns specialized studies of artifacts from site contexts with good integrity. Such specialized studies include, but are not limited to, frequency analyses, minimum vessel counts for ceramic and glass artifacts, and vessel reconstruction.

Information is entered directly into the computer database by analysts using English terms, rather than codes. AECOM has developed a database for the inventory and analysis of archaeological collections that facilitates data input and report generation. The database has "pull down" menus that include standard terms (e.g., "red-bodied earthenware," "pearlware," etc.) but that can also accept unique terms. Direct input by the analysts eliminates two steps in the artifact analysis process: recording on paper forms and having a non-material specialist enter information into the database. This procedure also reduces errors in data entry, since the individuals who analyze the data input the information. Paper reports are generated periodically so that there is always a hard copy of the inventories; additionally, AECOM maintains a daily computer back up file of all data.

Analysis of artifacts follows standard practices, which will conform to the guidelines of the MHT. After washing and labeling, artifacts (excluding faunal materials) are initially inventoried in terms of material type and temporal and functional attributes (following Noël Hume [1970] and South [1977]). More detailed analyses include glass and

ceramic vessel determinations, establishment of terminus post quem (TPQ) for intact contexts, and, where appropriate, calculation of mean ceramic dates and ceramic percent contribution graphs.

The data entry form encompasses, at a minimum, information about artifact numbers and types, forms and decorations. Weight is also recorded for some artifacts (e.g., window glass; brick, mortar, and plaster fragments; and coal) where weight can be more significant than simple count. Further information about part present, condition, wear, etc. can also be tabulated. Additional fields are available for the description of glass and ceramic vessels and the comments field is a memo field (i.e., unrestricted in length). This system is able to accommodate all classes of artifacts. A variety of reports and queries can be generated using Microsoft Access, according to the needs of the project. Microsoft Excel (2003) is then used to manipulate the data and to generate tables, charts, and graphs, as needed.

The data entry form can be used for both historic and prehistoric period artifacts. Information recorded for the prehistoric artifacts will include identification of raw material type, method of manufacture, shape, and use-wear. (On sites with significant prehistoric components, a separate data entry form is used; however, the small numbers of prehistoric artifacts recovered during the Brumbaugh-Kendle-Grove Farmstead excavations argued against a separate emphasis on these artifacts.)

Architectural materials (nails, window glass, bricks, etc.) were treated in the same manner as those from other functional groups: they were washed and labeled as appropriate, again following the MHT guidelines, and entered into the Microsoft Access inventory. Determination of types of window glass (broad or crown) and of nails (wrought, cut, or wire) can provide temporal information about periods of construction and repair of buildings and, along with distribution patterns of bricks, can identify locations of buildings and of structural elements, such as chimneys or bake ovens.

Conservation

The laboratory staff assessed the physical, chemical, and biological conditions of the artifacts. Passive conservation measures, such as the use of proper storage bags and archival materials, were applied to the entire collection. A select group of diagnostic artifacts, including several coins and buttons, were sent to the Jefferson Patterson Park & Museum conservation laboratory for cleaning, stabilization, and preservation. The conservation reports detailing the processes these artifacts underwent are included as Appendix G.

Curation

Artifacts from the Brumbaugh-Kendle-Grove Farmstead Phase I–III investigations will be curated at MHT, packed according to the guidelines of the MHT. A box content Inventory will be generated listing the contents of all boxes delivered to the archive. Artifacts were packed using only acid-free, durable materials. An archivally stable container containing copies of field notes, forms, and maps as well as a digital copy of the artifact catalogue and site photographs will be provided.

Analysis Techniques and Methods

For the purposes of site analysis, artifacts were grouped by related contexts into analytical units (AUs). Four AUs were assigned to deposits that covered broad areas of the site and could be associated with a particular temporal period and/or feature complex as identified during the Phase II investigation, while features were considered analytical units unto themselves and are discussed individually (Table 8.1).

Key features chosen for analysis were principally those that represented either a foundation complex such as Features 6 and 34 or a sealed deposit such as Features 70 and 84. Feature 34 and AU 4 were related spatially, with AU 4 consisting of the interior floor deposits associated with the Feature 34 structure. The structural remains of Feature 34 were kept separate from the interior fill because the artifacts recovered from these contexts came from

beneath portions of the foundation and therefore related to its construction rather than use-period as did the interior floor deposits, whose contexts made up AU 4. A similar decision was made with regard to Feature 6 and AU 3. Here too the discussion of Feature 6 relates to the material associated with the foundation structure itself, while AU 3 is related to the floor surfaces and interior fill associated with its use.

Table 8.1. Analytical Units and Key Features

AU/Key Feature	Contexts	Association
AU 1	Contexts 13 and 14	Ao horizon and historical fill across the site dating to the late nineteenth and early twentieth centuries; associated with the Kendle household and later.
AU 2	Contexts 15, 16, 21A, and 21B	Fill and midden on the west side of the house dating between the late eighteenth and first half of the nineteenth centuries; associated with the Jacob and Henry Brumbaugh households.
AU 3	Contexts 39, 41, and 64	Demolition deposit and midden within Feature 6, the mid-eighteenth-century foundation on the south side of the house; associated with the Jacob and Henry Brumbaugh households.
AU 4	Contexts 92 and 93	Floor deposits within Feature 34, the mid-nineteenth-century foundation to the west of the house; associated with the Andrew and Susan Brumbaugh households.
Feature 6	Contexts 36 and 36a	Mid-eighteenth-century foundation on the south side of the house; associated with the Jacob and Henry Brumbaugh occupations.
Feature 34	Context 91	Mid-nineteenth century foundation in the west lawn of the farmhouse; associated with the Andrew and Susan Brumbaugh households.
Feature 70	Context 130	Mid-nineteenth century midden in the west lawn of the farmhouse immediately to the west of Feature 34; associated with the Andrew/Susan Brumbaugh and Schindel households.
Feature 84	Context 146	Late-nineteenth century barrel privy located in the west lawn of the farmhouse; associated with the Schindel household.

A variety of analytical techniques was used to examine the archaeological collection from the Brumbaugh-Kendle-Grove Farmstead site. A brief description of the methods of these analytical techniques is presented below.

Terminus Post Quem

Terminus post quem (TPQ), which translates to the “date after which,” is a dating technique used to determine the earliest possible date for a given provenience based on the most recently produced artifact within it. If the deposit has not been subject to subsequent disturbances, it can only have been created after that object was first produced.

Mean Ceramic Date

Mean ceramic date (MCD) is an analytical technique pioneered by Stanley South (1977). This technique is accomplished by using the following formula:

$$MCD = \frac{\sum_{i=1}^{n} X_i f_i}{\sum_{i=1}^{n} f_i}$$

In this formula $\mathbf{X_i}$ equals the median manufacturing date of a particular ceramic type and $\mathbf{f_i}$ equals the frequency (count) of that ceramic type within a collection.

$$\sum_{i=1}^{n} X_i f_i$$

This portion of the equation represents the sum of all of the median manufacturing dates multiplied by their respective frequency.

For instance, if you have 3 sherds of earthenware with a median date of 1780 and 2 sherds of a stoneware with a date of 1795 the calculation would be: ***((3*1780)+(2*1795))***.

$$\sum_{i=1}^{n} f_i$$

This portion of the equation is the total number of sherds being analyzed. In the above example, this value would be **(2+3)** giving a value of **5**.

Continuing this example, the final calculation would look like ***((3*1780)+(2*1795))/5*** yielding a MCD of ***1786***.

It should be noted that while this technique is useful for establishing a mid-range for an entire deposit, it does not guarantee that a deposit specifically dates to that time. In the previous example the MCD is 1786, but based on manufacturer, design, or decoration the refined earthenware might have a *TPQ* of 1790, which would mean that the MCD is predicting a date earlier than the earliest manufacturing date for an item in the deposit. Thus the MCD technique cannot be used to the exclusion of the *TPQ* and *TAQ*. This technique does, however, have the ability to compensate for potential outliers in the *TPQ* that might otherwise skew the dating of a context.

Percent Contribution

Percent contribution is a refinement of Stanley South's (1977) original mean ceramic date calculations. It is useful in understanding occupation peaks across sites because it shows a range rather than a single date. The percent contribution indicates the probability of a randomly selected sherd from a particular provenience being manufactured in a given year. The method used to create this chart is found in Bartovics (1982). The formula used is:

P = S/(N*D)

Where:

P	probability contribution for one year
N	total number of datable sherds in the provenience
S	number of sherds of the ware type
D	range of manufacture in years

P is determined for each ware type with a unique date range (for example, 1744–1775 for scratch-blue decorated white salt-glazed stoneware). The value is then entered into each year of manufacture for that ware type. Each year's cumulative probability is determined by adding all the values of P for each ware type manufactured in that year. This cumulative percent value is then graphed for the range of years.

For example, a 10-sherd collection dataset (as shown in Table 8.2) would yield the percent contribution chart Figure 8.1, which represents the likelihood that any artifact in the collection was deposited in a given year. While the overall date range of the assemblage spans the years 1794–1840, the peak probability occurs between 1820 and 1830, suggesting that this is the most likely depositional date range for the assemblage.

Table 8.2. Example of Percent Contribution (only five years are shown as an example)

Ware	Total (S)	Begin Date	End Date	Range (D)	Percent (P)	1797	1798	1799	1800	1801
Pearlware, Plain	3	1794	1830	36	0.8333%	0.8333%	0.8333%	0.8333%	0.8333%	0.8333%
Pearlware, Painted	4	1800	1830	30	1.3333%	0.0000%	0.0000%	0.0000%	1.3333%	1.3333%
Pearlware, Shell Edge	3	1820	1840	20	1.4286%	0.0000%	0.0000%	0.0000%	0.0000%	0.0000%
Grand Total	10 **(N)**					0.8333%	0.8333%	0.8333%	2.1666%	2.1666%

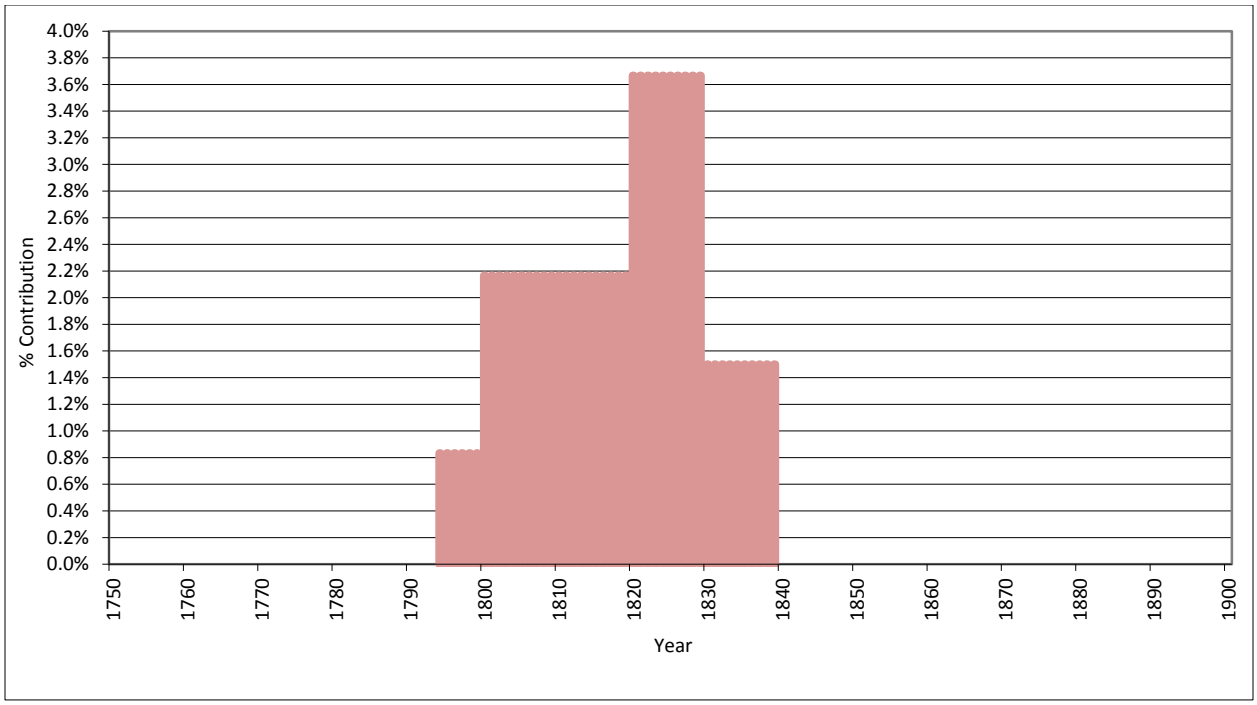

Figure 8.1. Percent contribution graphed.

Minimum Vessel Inventory

A minimum vessel inventory analysis is used to establish the number of vessels within an assemblage or minimum number of vessels (MNV). This technique diverts form the aforementioned strategies as they rely on sherd frequency, not vessels. Knowing the number of vessels represented in a collection can help account for sample bias imposed by sherd counts. Variability of breakage or recovery can artificially inflate the importance of a ceramic group. Vesselizing via crossmending helps to control for this bias. For example, a redware plate that broke into two sherds will statistically appear less significant in an assemblage versus a whiteware plate that broke into 30 sherds. By vesselizing it is possible to determine that only one vessel of each ware type is present, thus putting redware and whiteware on equal footing in the assemblage. Vesselization also allows for a more accurate determination of vessel form, which provides a better sense of activity areas and foodways.

During cataloging, each vessel is given a “percent complete” designation, which aids in determining what kind of deposit is present (e.g. primary vs. secondary). The Microsoft Access database used in the cataloging of this project has nine categories: 0–2%, 3–10%, 11–25%, 26–50%, 51–75%, 76–95%, 96–99%, 100% complete, and 100% mendable. For this project, categories 0–2% and 3–10% were combined for analytical purposes.

Faunal Analysis

The faunal inventory by Teagan Schweitzer was also done in Microsoft Access (2003) and was integrated into the main artifact database. Faunal materials were analyzed in terms of species, element, and age at death. All bones were identified to the lowest taxonomic level possible (e.g., species); with the portion (distal, shaft, etc.) and side of each element noted. Unidentifiable bone was designated to the most basic taxonomic (large mammal, small bird, etc.) and element categories. The natural and cultural processes that affected each bone, including rodent and carnivore chewing, weathering, burning, and butchery, were identified and noted when present. For AUs and key contexts, the faunal analysis was used to generate data concerning the number of identified specimens (NISP), meat units, kill-off patterns, butchery techniques, and dietary preferences.

Macrobotanical Analysis

During excavation, soil samples were only recovered from primary deposits within culturally significant features or those features that had a final depth of at least 3 feet (1 m). Macrobotanical samples were floated using a modification of the procedures outlined by Peterson (2009). Soils recovered from the Brumbaugh-Kendle-Grove Farmstead site were weighed and then separated into light and heavy fractions using a modified flotation process. Light fraction floated to the top and was collected using a 0.5-mm mesh sieve, while heavy fraction sank and was collected using a 1-mm mesh sieve. The sediment that passed through the 1-mm mesh was discarded. The respective fractions were air dried. Once dry, each sample was weighed again and then passed through nested geological sieves (3.35mm, 1.7mm, 1.0mm, and bottom pan). Each series of "splits" was weighed and then analyzed using a ML2000 magnification lamp and a Leica S6D stereomicroscope (6.3-40×). All cultural and environmental material was initially separated by material type, then counted, and weighed.

Plant remains were identified using the botanical reference collection at AECOM's Burlington archaeology laboratory, as well as manuals for the identification of plant seeds and fruits (Cappers and Bekker 2013; Martin and Barkley 1961; Montgomery 1977; and Woodger 2011). The term "seed" is used to represent seeds, achenes, caryopses, and other disseminules.

Pre-contact Analysis

Lithic debitage (i.e., detritus from the manufacture of stone tools) was analyzed using a typological approach in order to better understand the types of lithic reduction activities occurring on site (Andrefsky 2005:114). Complete flakes and proximal flake fragments were assessed using characteristics such as flake morphology, striking platform type, termination type, dorsal flake scar count, and presence or absence of cortex. Based on these characteristics, debitage was categorized into the following technological types: decortication flakes, early reduction flakes, bifacial thinning flakes, bipolar flakes, and shatter (Andrefsky 2005; Shott 1994). Flake fragments, which are defined as the distal, lateral, and medial sections of flakes, were considered non-diagnostic. Decortication flakes include specimens that exhibit nearly 100% cortex on the dorsal face and striking platform. Early-stage reduction flakes are characterized by relatively wide striking platforms that are often unprepared/flat or cortical, an exterior platform angle typically between 46º and 90º, pronounced bulbs of percussion, relatively flat longitudinal cross-sections, few dorsal scars (≤ 3), and the presence of cortex. Bifacial thinning flakes are defined based on the presence of striking platform faceting, grinding, and lipping, acute exterior platform angles (≤ 45º), diffuse bulbs of percussion, curved longitudinal cross-sections, several dorsal scars (≥ 3), feathered terminations, and little to no cortex. Bipolar flakes are lithic debris that may include all, or some, of the following characteristics: multiple fracture faces, wedge-shaped morphology, pronounced compression rings, and evidence of impact on opposite ends of the flake. Shatter is the term for blocky flake fragments—often associated with bipolar reduction—that do not have identifiable flake attributes, such as a platform, bulb of percussion, or ventral and dorsal surfaces.

Attributes recorded for debitage include the presence or absence of cortex, condition (i.e., whole or fragmentary), and evidence of thermal alteration. Cortex was classified as block, cobble, or absent. Blocky cortex consists of weathered rind and other coarse surfaces that are typically found on material recovered from primary outcrops. Cobble cortex is the rounded smooth surface found on natural cobbles. Thermal alteration of debitage was recorded as reddened, potlidded, crazed, or absent.

Lithic raw material types were identified according to macroscopic characteristics such as color, translucency, and texture. Metarhyolite occurs as massive outcroppings in central Maryland and south-central Pennsylvania within the Catoctin formations of the Blue Ridge province. Secondary metarhyolite deposits are typically found up to 30 km downstream from their primary source locations in stream gravel deposits (Stewart 1980, 1987b). Veins and pockets of quartz are found in limestone and shale formations throughout Maryland, as well as in stream and terrace gravel deposits (Stewart 1980:157). Quartz was likely available in the immediate vicinity of the Brumbaugh-Kendle-Grove Farmstead site due to its position atop limestone bedrock. Quartzite outcrops have been identified in the Antietam and Weverton formations of the Blue Ridge province. Secondary quartzite deposits exist within the stream and terrace gravel deposits associated with Antietam Creek and the Potomac River (Stewart 1980). Translucent chert and

chalcedony-like deposits occur within Beekmantown group limestone and dolomite along contacts between the Stonehenge and Rockdale Run formations, not far from the Brumbaugh-Kendle-Grove Farmstead site. Stream-rolled cherts and chalcedony-like cherts are also found in the terrace and cobble deposits of the Potomac River and Conococheague Creek (Stewart 1980:151-154).

Hafted bifaces were classified using regional typologies outlined by Custer (2001), Kinsey (1972), and Ritchie (1971). Metric variables recorded include mass (g), maximum thickness (mm), maximum length (mm), maximum width (mm), blade length (mm), shoulder width (mm), haft length (mm), neck width (mm), and basal width (mm) (Andrefsky 2005). Non-metric variables (Table 8.3) include raw material, thermal alteration, cortex type, cortex cover, haft shape, haft grinding, transverse cross-section, and blank type. These diagnostic features were used to determine the nature and ages of the various point types recovered from controlled excavations. This allowed for the establishment of a temporal range for the utilization of the area during the pre-contact period.

Table 8.3. Hafted Biface Non-Metric Variables

Non-metric variable	Value
Raw material	Lithic type
Thermal alteration	Reddened, potlidded, crazed
Cortex type	Cobble, block/nodule, indeterminate
Cortex cover	0%, 1-25%, 26-50%, 51-75%, 76-99%, 100%
Haft shape	Corner-notched, side-notched, contracting stem, expanding stem, straight stem, lanceolate
Haft grinding	Present, absent
Transverse cross-section	Bi-convex, plano-convex, lenticular, bibeveled/rhomboid
Blank type	Flake spall, nodule, blade, indeterminate

Analysis Results

The following discussion is organized by artifact type: coins, ceramics, glass, faunal, small finds, macrobotanical, structural, and pre-contact. Where possible, the artifact analyses address the AUs and/or key features.

Coins

A sizable and informative numismatic assemblage was recovered during the investigation. A total of 24 numismatic items (Table 8.4) were found in a variety of contexts and span dates ranging from as early as 1701 or 1722 to as late as post-1982 (Figure 8.2). Only one coin in the assemblage was unable to be dated. The majority of these finds came from Feature 6 followed by the western and northern yards. The origins of these coins include the United States Mint in Philadelphia, Great Britain, Connecticut colony, and Mexico City, Mexico. Spatially, the assemblage can be clustered into four groups: in and around Feature 6 on the south side of the brick house; the south yard of the brick house outside of Feature 6; the northeast yard of the brick house; and the west yard of the brick house. Most importantly, the contexts of these finds describe well-dated and consistent date groups documenting the eighteenth century and modern (post-1945) times. Interestingly, the nineteenth century is all but absent.

Table 8.4. Coins at the Brumbaugh-Kendle-Grove Farmstead Site

FS	Date	Denomination	Location Group	Provenience	KM Number	Description
127.09	1982	Cent	Feature 6	TU 5, Context 13	Modern	United States Lincoln Cent (Memorial Reverse)
223.08	1976	Nickel	Feature 6	TU 44, Context 13	Modern	United States Jefferson Nickel (Monticello Reverse)
195.16	1967	Dime	Feature 6	TU 29, Context 13	Modern	United States Roosevelt Dime
213.07	1959	Cent	Feature 6	TU 43, Context 13	Modern	United States Lincoln Cent (Memorial Reverse)
223.07	1945	Dime	Feature 6	TU 44, Context 13	20th c.	United States Mercury Dime

Table 8.4. Coins at the Brumbaugh-Kendle-Grove Farmstead Site

FS	Date	Denomination	Location Group	Provenience	KM Number	Description
138.01	1801	Cent	Feature 6	TU 9, Context 13	22	United States Draped Bust Cent (1/000 fraction)
195.17	1734	Half penny	Feature 6	TU 29, Context 13	566	Great Britain George II Half Penny
356.17	UNK	Half penny?	Feature 6	General Collections, Context 14	?	Features suggest British half penny, date unknown
177.11	1747	Half penny	Feature 6	TU 33, Context 14	579.2	Great Britain George II Half Penny
356.19	1737	Half penny	Feature 6	General Collections, Context 14	566	Great Britain George II Half Penny
356.18	1730	Half penny	Feature 6	General Collections, Context 14	566	Great Britain George II Half Penny
356.20	1722	Half penny	Feature 6	General Collections, Context 14	557	Great Britain George I Half Penny
354.02	1701	Half penny	Feature 6	Trench D, Context 41	503	Great Britain William III Half Penny
353.05	1739	Half penny	Feature 6	Trench D, Context 31	566	Great Britain George II Half Penny
220.02	1749	Half penny	Feature 6	TU 15, Context 39	579.2	Great Britain George II Half Penny
290.12	1750	Half penny	Feature 6	Trench D, Context 155	579.2	Great Britain George II Half Penny
211.04	1989	Cent	Path	TU 1, Context 13	Modern	United States Lincoln Cent (Memorial Reverse)
61.18	1755	8 Reals	Path	TU 13, Context 02	104.2	Mexican 1/8th of a 8 Reales (Piece of Eight)
348.81	1787	NA	South Yard	TU 46, Context 15	13	Connecticut Colonial
80.33	1982 - 2008	Cent	West Yard	TU 19, Context 13	Modern	United States Lincoln Cent (Memorial Reverse)
85.11	1972	Cent	West Yard	TU 10, Context 13	Modern	United States Lincoln Cent (Memorial Reverse)
254.45	1971	Cent	West Yard	TU 38, Context 13	Modern	United States Lincoln Cent (Memorial Reverse)
86.58	1916	Dime	West Yard	TU 10, Context 14	20th c.	United States Mercury Dime
112.05	1787	NA	West Yard	TU 17, Context 21B	13	Connecticut Colonial ("Laughing Head" variety)

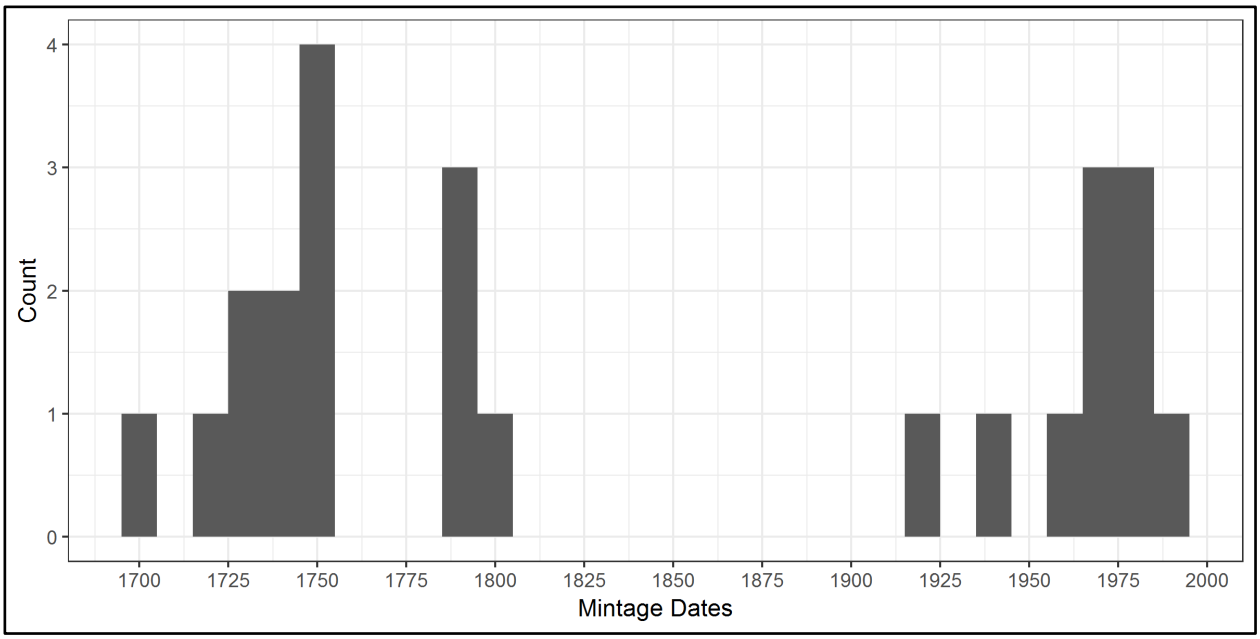

Figure 8.2. Histogram of mintage dates within coin assemblage from the Brumbaugh-Kendle-Grove Farmstead site.

Feature 6 Assemblage

The most informative and temporally consistent subset of the numismatic assemblage was found in and around Feature 6; the original Brumbaugh house foundation dating to c. 1752. This assemblage consisted of 16 coins dating from possibly as early as 1701 to as late as 1982. Most critically, there was a clear and consistent temporal and contextual split in the coin assemblage, at c. 1750, represented within Feature 6 (Figure 8.3).

The excavation contexts within and directly adjoining Feature 6 can be grouped into four depositional events. Excavation Context 13 represented overlying late-nineteenth- and twentieth-century ground surface. Context 14 likely represented the 1895 demolition of the c. 1752 Brumbaugh house by the Kendle family. Context 41 was the thin compacted surface underneath the c. 1752 Brumbaugh house. Finally, Contexts 31, 39, and 155 represented disturbances and redeposition of earlier contexts at the margin of the Brumbaugh foundation.

The eighteenth-century coins within Context 14 were British half penny denominations with dates of 1747m 1737, 1730, and 1722 (Figure 8.3, Photo 8.1). Additionally within Context 14 was an undated copper coin that was the same weight, diameter, and patina as the other British half pennies. There was a 1737 British half penny in the overlying Context 13, which may be assumed to be an accidental inclusion from Context 14. Further, there were British half pennies from 1750, 1749, and 1739 in Contexts 155, 39, and 31. These contexts were historical disturbances that included redeposited sediments from Context 14. These can also be assumed to likely belong to the same eighteenth-century assemblage as those in Context 14. Taken together, this was a nine-coin assemblage of British half pennies with dates spanning from 1722 to 1750, all found within the footprint of a single room of a house built c. 1752 on land settled on or around that date.

Finally, the early- to mid-eighteenth-century coins were bookended by an 1801 United States cent found in the overlying Context 13 and a likely 1701 British half penny in the underlying Context 41. The 1701 date was determined by the coin's dimensions and design landmarks, but there was no legible date. The 1801 United States cent was the only nineteenth-century coin found in the excavation. The 1801 date nearly coincides with the 1806 date for the expansion of the Brumbaugh house.

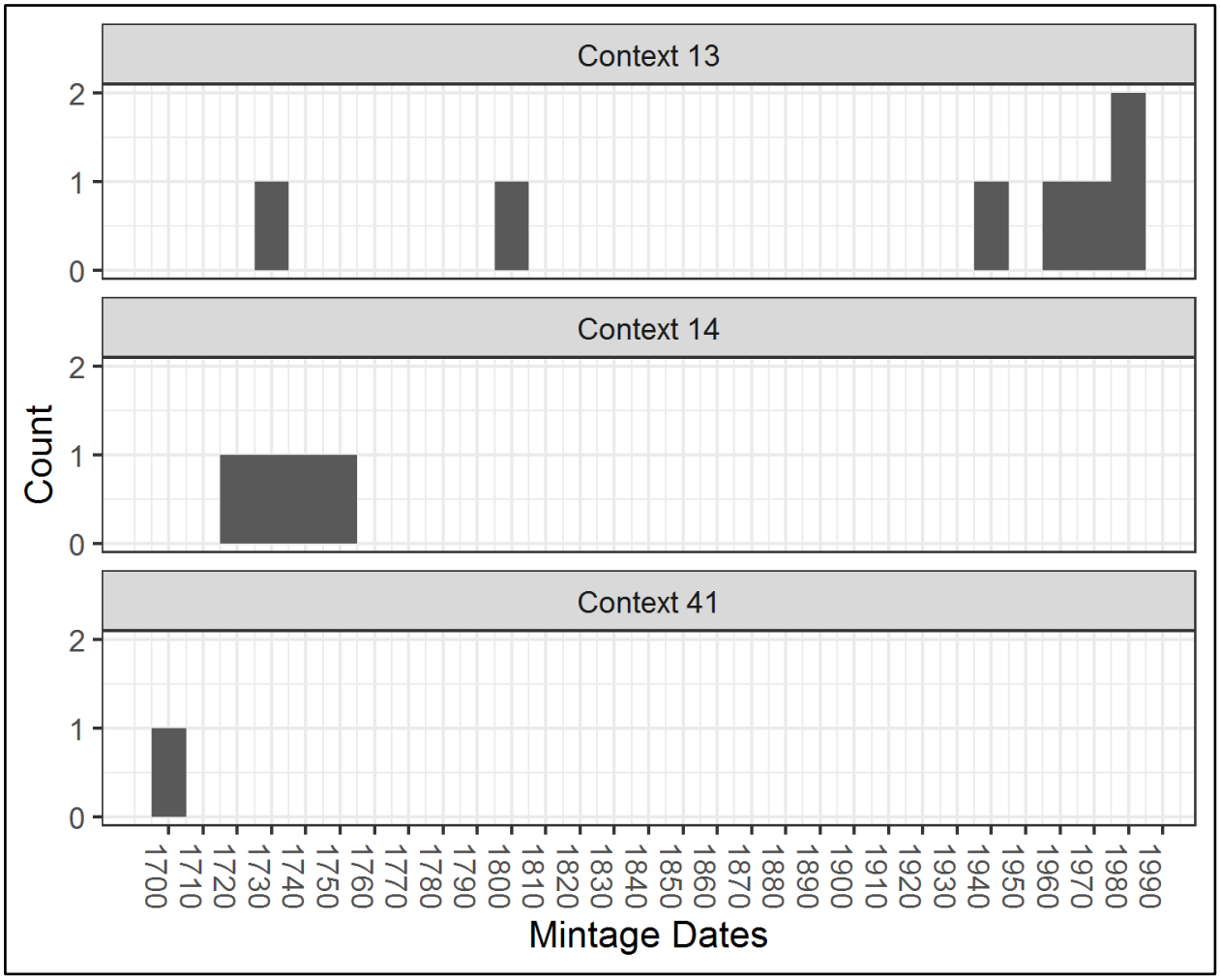

Figure 8.3. Seriation of mintage dates within Feature 6.



Photo 8.1. A sample of British George the II half pennies recovered from Feature 6.

Northeast Yard Area

The yard area to the northeast of the brick house contained a series of rubble and flagstone paths. Two coins found in this area included an 1989 United States cent and a 1/8th size piece of a silver Mexican 8 Reales—the well-known "Piece of Eight." Very fortunately, the pie-shaped 1/8th portion of the original 8 Reales found in this excavation is the portion that contained the date of 1755 (Photo 8.2). The Piece of Eight was excavated from Context 13, which represented the late nineteenth-century through modern land surface. The 1989 United States cent was found in the same context.

Photo 8.2. 1/8 portion of a 1755 Mexican real, commonly referred to as a Piece of Eight.

South Yard Area

The south yard of the brick house included the areas around Feature 6, described above. Outside of Feature 6 and its directly associated contexts was a single coin. Found in Context 15 was a 1787 Connecticut Colonial copper. Designed to mimic the British half penny in design and dimensions, Connecticut coppers were a colonial issued coin minted between 1785 and 1788 at a series of mints in New Haven, Connecticut. Context 15 was a buried land surface interpreted to be a late eighteenth through the early nineteenth centuries.

West Yard Area

The west yard of the brick house sat "behind" the 1895 brick house abutting agricultural fields, but it may have been differently oriented in earlier patterns of land use. The six coin assemblage in this area was second in quantity to the 16 coins found in Feature 6. Similar to the assemblage in Feature 6, the coins in the west yard were split between the overlying Context 13 and underlying Contexts 14 and 21B. Similar to the situation in Feature 6, the mintage dates were temporally split between these contexts. However, unlike Feature 6, the oldest numismatics were late eighteenth-century.

The overlying Context 13 contained modern United States cents from 1982 and 1971, which is in keeping with the twentieth-century date for this context. The underlying Context 14 contained a 1916 United States silver "Mercury" dime. Context 14 has been interpreted as a late nineteenth-century demolition deposit and graded occupation surface, so again the dates seem to track. The deepest deposit, Context 21B, interpreted as a buried A horizon, contained a 1787 Connecticut copper of the "Laughing Head" variety in keeping with the late-eighteenth, to early nineteenth-century date ascribed to this context.

Observations

The 24 coins found in this excavation represent a sizable numismatic assemblage ranging in age from the start of the eighteenth century to modern times. Three observations can be made: 1) the presence of a 1755 Piece of Eight is historically interesting due to its Mexican origins and good fortune of containing a date, but the context from which it was recovered does not offer an opportunity for robust interpretation; 2) from the south and west yard areas the two Connecticut coppers form a tightly dated group (1787) from period around the end of the Revolution and birth of the young Republic; 3) the tightly dated 1722–1750 assemblage from Feature 6 is an anomaly in a number of dimensions.

Further exploring the final observation above, the Feature 6 assemblage includes nine pre-1750 coins excavated within an area of less than 20-m^2 from inside the foundation of a the earliest phase of the Brumbaugh house. This is a large number of coins for such a small area at such an early date. The dates are curious since they predate the known settlement of the property c. 1752 and the subsequent construction of the house. The quantity is curious as there is no demonstrated mercantile- or business-related use of the house. It may not be unusual for a mid-eighteenth-century farmer to have a number of British half pennies with a wide span of dates (as they stayed in circulation for much longer than today), but the circumstances under which a mid-eighteenth-century farmer could lose at least 10 pennies (including the undated planchet) and not pull up the floor boards to recover them are of interest.

Perhaps the pennies were dropped throughout the use-life of the Brumbaugh house and were simply not recovered. There are other conceivable explanations, however, including the presence of an undocumented structure at this location prior to the c. 1752 Brumbaugh occupation; a hidden cache predating the Brumbaugh house; a forgotten cache within the Brumbaugh house that was disturbed during the 1806 expansion or the 1895 demolition; or a hitherto undocumented mercantile function of the Brumbaugh house that required a greater quantity of coinage to pass through it. There is no other cultural material evidence to support an early eighteenth-century occupation so the cache or mercantile function explanations seem the most plausible.

Ceramics

Analytical Units

The ceramics recovered during the 2017 excavations at the Brumbaugh-Kendle-Grove Farmstead site spanned a range of forms and wares throughout the four AUs (Table 8.5), but the bulk of the assemblage fell into the household functional group. The outliers included two chamber pots excavated from AU 1, and one chamber pot and one ointment pot that were recovered from AU 2, as well as three sherds excavated from AUs 1 and 2 that could not be identified firmly enough to be placed into a functional group.

Table 8.5. Ceramic Assemblage by AU and Functional Group/Object

	AU 1				AU 2				AU 3				AU 4			
Functional Group/Object	Sherd Count	% of count	MNV	% of MNV	Sherd Count	% of count	MNV	% of MNV	Sherd Count	% of count	MNV	% of MNV	Sherd Count	% of count	MNV	%of MNV
Activities																
Flower Pot	73	1.50%	10	3.8%	48	2.1%	2	1.2%								
Household																
Bottle					3	0.1%	2	1.2%								
Bowl	2	0.04%	2	0.8%	7	0.3%	2	1.2%								
Breakfast Cup	2	0.04%	1	0.4%	2	0.1%	2	1.2%								
Dish	4	0.08%	2	0.8%	20	0.9%	7	4.2%								
Flatware	43	1.0%	6	2.3%	36	1.6%	6	3.6%								
Holloware	1628	33.8%	134	51.1%	1004	44.4%	67	40.6%	21	51.2%	7	58.3%	63	84.0%	14	77.8%
Indeterminate	2851	59.2%	41	15.7%	1280	56.6%	26	15.8%	14	34.1%	3	25.0%	11	14.7%	3	16.7%
Jar	23	0.5%	9	3.4%	28	1.2%	4	2.4%								
Lid	3	0.06%	1	0.4%												
Milk Pan	19	0.4%	1	0.4%												
Pan	9	0.2%	5	1.9%	33	1.5%	7	4.2%								
Pan/Bowl					4	0.2%	2	1.2%								
Pan/Dish	18	0.4%	6	2.3%	16	0.7%										
Plate	60	1.3%	20	7.6%	78	3.5%	13	7.9%					1	1.3%	1	5.6%
Plate, Soup	5	0.1%			1	0.04%										
Saucer	27	0.6%	7	2.7%	28	1.2%	9	5.5%	1	2.4%	1	8.3%				
Tableware, General	33	0.7%	5	1.9%	10	0.4%	2	1.2%								
Tea Cup	9	0.2%	4	1.5%	34	1.5%	6	3.6%	5	12.2%	1	8.3%				
Tea Pot	1	0.02%	1	0.4%												
Teaware, General	4	0.08%	4	1.5%	16	0.7%	5	3.0%								
Indeterminate																
Holloware	1	0.02%			1	0.04%										
Indeterminate			1	0.4%	1	0.04	1	0.6%								
Medical																
Ointment Pot					7	0.3%	1	0.6%								
Sanitary																
Chamber Pot		0.06%	2	0.8%	4	0.2%	1	0.6%								
Grand Totals	**4818**		**262**		**2261**		**165**		**41**		**12**		**75**		**18**	

More than two-thirds (67%) of the ceramic sherds representing more than half (57.3%) of the ceramic vessels were recovered from AU 1, which included the most modern contexts excavated during fieldwork. AU 2, related to the late-eighteenth- and early-nineteenth-century occupation of the site, yielded 31.4% of the ceramic sherds and 36.1% of the vessels. AUs 3 and 4 contained much smaller assemblages. The majority (86.4%) of the vessels recovered from the four AUs were 0-10% complete (Table 8.6). By far the most common ware type, by vessel count, was redware, which constituted the largest percentage of vessels within each of the AUs (Table 8.7).

Table 8.6. Percent Complete Vessels by AU

AU	0-10%		11-25%		26-50%		76-95%		96-99%		
	MNV	% of Total	MNV	% of Total	MNV	% of Total	MNV	% of Total	MNV	% of Total	Total
1	237	90.5%	22	8.4%	3	1.2%					100.0%
2	130	78.8%	27	16.4%	6	3.6%	1	0.6%	1	0.6%	100.0%
3	10	83.3%	1	8.3%	1	8.3%					100.0%
4	18	100.0%	0								100.0%
Total	**395**		**50**		**10**		**1**		**1**		

Table 8.7. Ceramic Ware Types by AU (MNVs)

Ware	AU 1	%	AU 2	%	AU 3	%	AU 4	%
Bone China	3	1.1%					1	5.6%
Creamware	10	3.8%	20	12.1%	1	8.3%		
Ironstone	1	0.4%						
Manganese Mottled	1	0.4%						
Pearlware	42	16.0%	53	32.1%	1	8.3%	3	16.7%
Pearlware/Whiteware	2	0.8%	3	1.8%				
Porcelain, Chinese Export	3	1.1%	3	1.8%	1	8.3%		
Porcelain, Hard Paste	7	2.7%	3	1.8%			1	5.6%
Porcelain, Japanese	1	0.4%						
Red Bodied	2	0.8%	1	0.6%				
Redware	114	43.5%	67	40.6%	7	58.3%	7	38.9%
Rockingham	3	1.1%	1	0.6%			1	5.6%
Salt Glazed, English Brown		0.0%	1	0.6%				
Salt Glazed, Gray/Buff Bodied	13	5.0%	1	0.6%				
Slip Glazed Stoneware	1	0.4%						
Tin Glazed	1	0.4%	2	1.2%				
Tin Glazed-Red Bodied	1	0.4%	1	0.6%				
Unidentified Refined Earthenware	1	0.4%						
White Granite	16	6.1%	2	1.2%			3	16.7%
Whiteware	38	14.5%	6	3.6%	2	16.6%	1	5.6%
Yellowware	2	0.8%	1	0.6%			1	5.6%
MNV Totals	262		165		12		18	

Analytical Unit 1

AU 1 had a terminus post quem of 1989 based on a 1989 United States penny. In addition to the 1989 penny, there were myriad artifacts dated to the 1970s and 1980s including coins, bullets, and cartridge cases. Ceramic percent contribution analysis (Figure 8.4) showed, however, that there was a likely occupation peak between about 1800 and 1840. The incorporation of later artifacts could be the result of years of plowing and grading post demolition resulting in mixing the earlier primary deposits with the twentieth-century material.

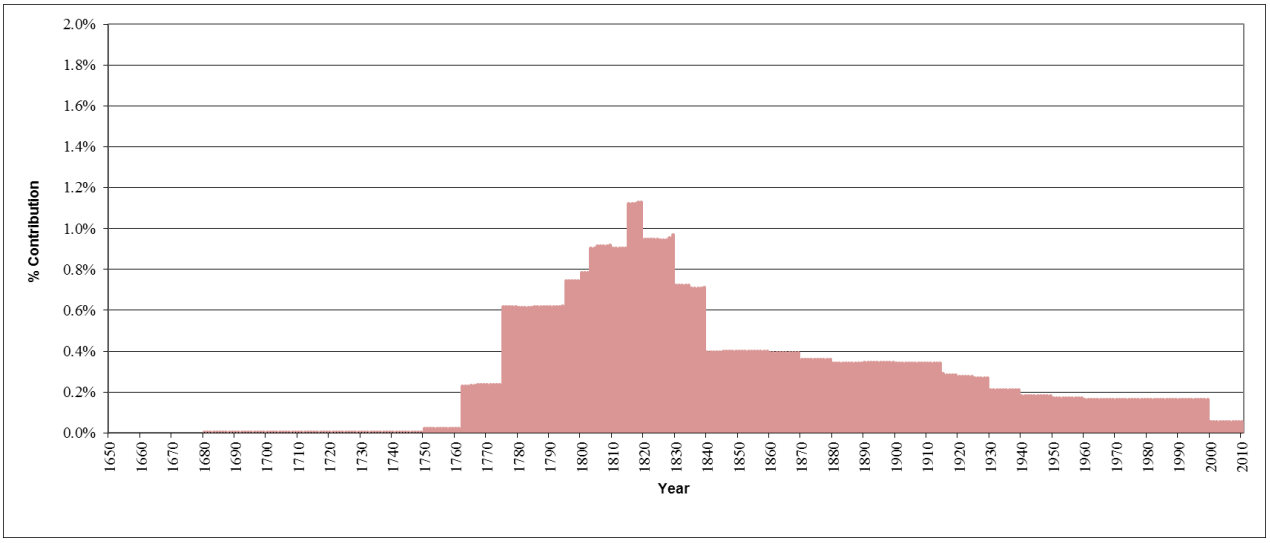

Figure 8.4. Percent contribution table for AU 1 ceramic ware types based on sherd counts.

The three most represented ware types in AU 1, by vessel, were redware (42.3%), pearlware (16.7%), and whiteware (14.7%). Pearlware (e.g., Photo 8.3) and whiteware were largely used for tablewares and teawares, whereas redware was typically used for utilitarian vessels meant for food preparation, storage, and service.



Photo 8.3 Painted pearlware teaware lid from AU 1

Table 8.8 shows that the majority of the pearlware, whiteware, and redware vessels from AU 1 could not be identified specifically enough to be placed into a functional category, due to the relative incompleteness of the vessels. Of the whiteware vessels, none of them were more than 10% complete. Most of the redware vessels were less than 10% complete with only 13 of the 104 redware vessels being 11–25% complete and one vessel that was 26–50% complete. Of the 42 pearlware vessels, only two were 11–25% complete, the remaining vessels were less than 10% complete. The lack of complete or nearly complete vessels reinforces the understanding that this material was not part of a primary deposit.

Table 8.8. Functions Represented within the Most Common Ware Types in AU 1 based on MNVs

Ware	Function	Percent
Pearlware	Indeterminate	51.2%
	Tableware	31.7%
	Teaware	14.6%
	Sanitary	2.4%
Whiteware	Indeterminate	78.4%
	Tableware	13.5%
	Teaware	8.1%
Redware	Indeterminate	72.1%
	Food Prep. & Service	11.7%
	Activities	9.0%
	Food Storage	6.3%
	Food Preparation	1.0%

Analytical Unit 2

The graph shows that many of the ceramics dated to the years between 1775 and about 1830, with many fewer ceramics continuing into the later nineteenth and twentieth centuries than in AU 1. This is visually represented in Figure 8.5, the percent contribution table for the ceramics in AU 2. AU 2, therefore, appeared to be a primary deposit related to the late-eighteenth- and early-nineteenth-century occupation of the site. This observation would seem to suggest that the late 20th-century artifacts that were identified as the TPQ for this deposit were intrusive as they were not representative of the deposit as a whole.

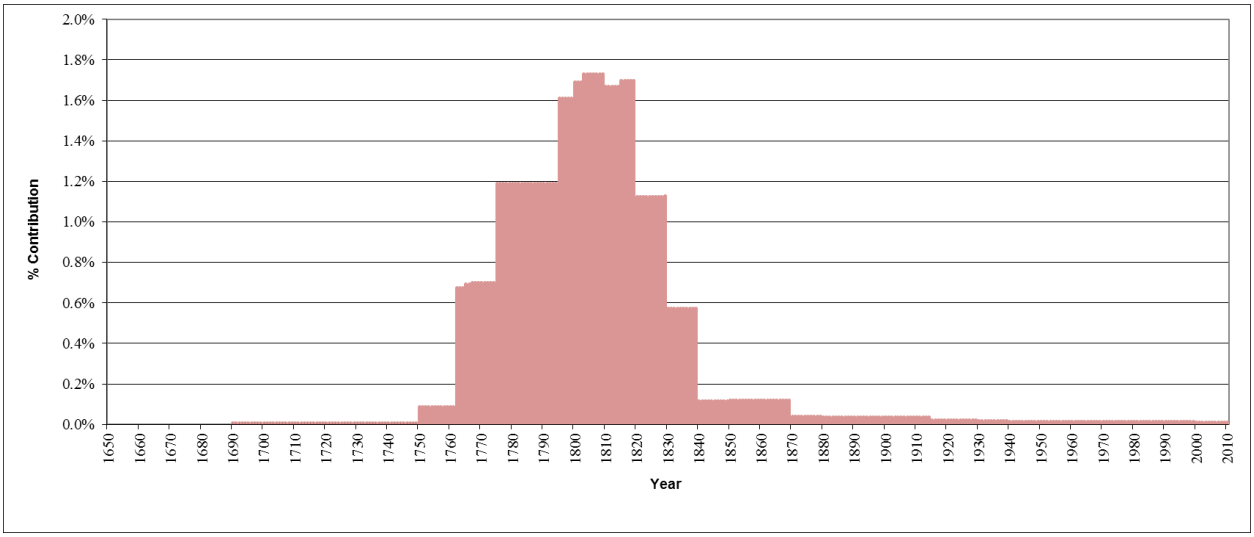

Figure 8.5. Percent contribution table for AU 2 ceramic ware types based on sherd counts.

As shown in Table 8.9, the majority of the ceramic vessels from AU 2 were redware (40.6%), pearlware (32.1%) (e.g., Photo 8.4), and creamware (12.1%) with the remaining wares only accounting for 15% collectively and including three porcelain vessels (Photo 8.5).



Photo 8.4. Painted pearlware from AU 2 dating 1795-1830.

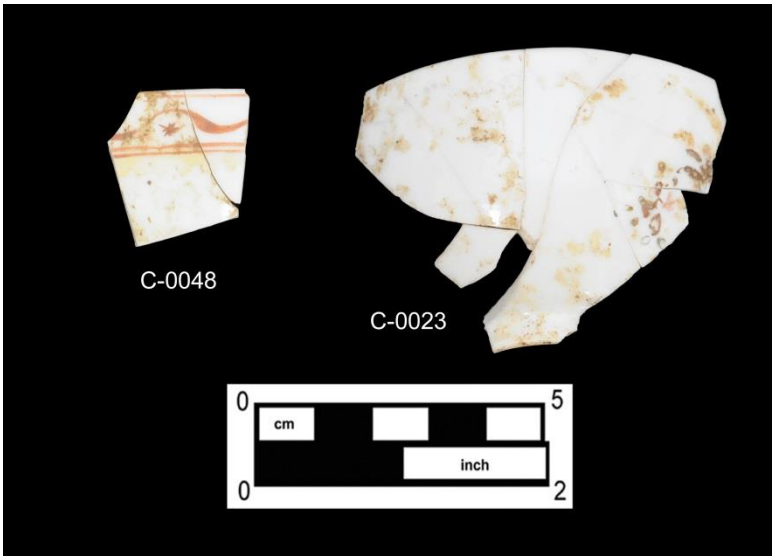

Photo 8.5. Two of the three porcelain vessels from AU 2.

Table 8.9 shows that there were still a significant number of vessels that could not be placed into a functional category. There was also a wider variety of percent complete vessels in AU 2. The vast majority of creamware vessels (n=20) were less than 10% complete, with only one vessel falling between 11 and 25% complete. Of the 53 pearlware vessels, 46 of them were 0–10% complete, five were 11–25% complete, and two were 26–50% complete. Thirty of the 46 pearlware vessels that were less than 10% complete fell into the “indeterminate” functional category,

meaning that most of the identifiable pearlware vessels were those that were more complete. The redware vessels presented the most diverse range of percent complete. There were 44 vessels that were less than 10% complete, 18 vessels that were 11–25% complete, four vessels that were 26–50% complete and one vessel that was 51–75% complete. While the dating of the material within the deposit was consistently late eighteenth to early nineteenth century suggesting a primary deposition, the highly fragmentary nature of much of the ceramic material recovered from AU 2 suggests that it was likely an area of high traffic: a sheet midden where material was discarded and then subsequently trampled and therefore reduced to ever smaller fragments. As most of the identified vessel forms related to food preparation and consumption, the assignation of AU 2 as a late eighteenth to early nineteenth century kitchen/domestic midden seems to be supported by the available ceramic information.

Table 8.9. Percentages of Functions within the Most Common Ware Types in AU 2 based on MNVs

Ware	Function	Percent
Creamware	Indeterminate	55.6%
	Tableware	27.8%
	Teaware	11.1%
	Sanitary	5.6%
Pearlware	Indeterminate	60.4%
	Teaware	26.4%
	Tableware	13.2%
Redware	Indeterminate	63.6%
	Food Prep. & Service	27.3%
	Food Storage	6.1%
	Activities	3.0%

Analytical Unit 3

AU 3 was related to the primary deposits surrounding the south side of the standing house. It contained a much smaller ceramic assemblage than the previous AUs with only 41 ceramic sherds total and a minimum of 12 vessels. The percent contribution table for AU 3 (Figure 8.6) showed a small spike around 1815, which was the begin date for whiteware (Azizi et al 1996), but relative stability aside from that. This spike caused by the higher volume of whiteware relative to the small sample size may artificially skew the percent contribution dating for this deposit toward the earlier part of the nineteenth century.

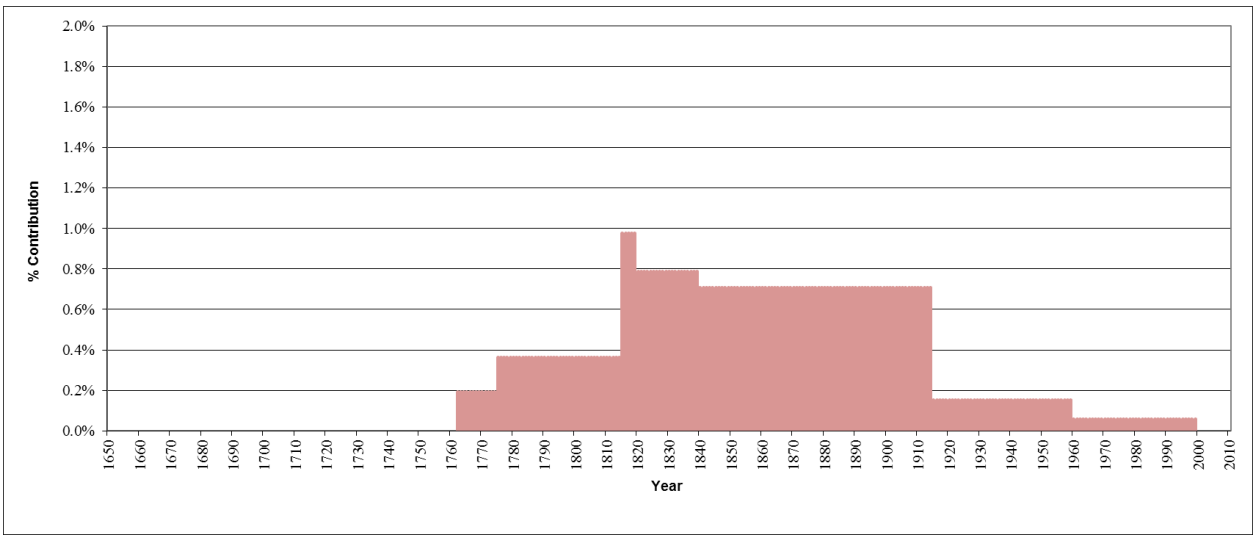

Figure 8.6. Percent contribution table for AU 3 ceramic ware types based on sherd counts.

Of the 12 vessels in AU 3, seven were redware (six of which were less than 10% complete and one of which was 11–25% complete). All were of indeterminate function. The one creamware vessel and the one Chinese export porcelain

vessel were less than 10% complete. The creamware vessel was of indeterminate function while the Chinese export porcelain vessel was a teaware. One of the whiteware vessels, a tea cup in the teaware functional group, was 26–50% complete and the other, an indeterminate vessel, was less than 10% complete.

Analytical Unit 4

AU 4 was related to the two-chamber foundation in the west yard (Feature 34). It too contained a much smaller ceramic assemblage than was recovered from AUs 1 and 2, with a total of 75 sherds and a minimum of 18 vessels. Of the 37 dateable ceramic sherds, 16 were pearlware (43.2%), which dated from 1775 through 1840 (Azizi et al 1996), and 12 were whiteware (32.4%), which had a begin date of 1815 (Azizi et al 1996). Rockingham (n=1) and bone china (n=2) were also present in AU 4. Both wares have production ranges that stretched into the twentieth century. This is not to say that there were no ceramics occurring in AU 4 prior to 1775: 37 of the 75 ceramic sherds (49.3%) present in AU 4 were undateable redwares that could have been present earlier than1775. The percent contribution table for AU 4 (Figure 8.7) shows no ceramics dating before about 1775 and a small occupation spike between the years 1815 and 1840. There was a significant drop after 1840.

The ceramic assemblage from AU 4 was fragmentary with all 18 of the vessels being less than 10% complete, and 17 of them of indeterminate function. The only outlier was a plate that was a tableware. This is likely because AU 4 was only encountered during the stripping phase of the archaeology, which precluded plow zone sampling.

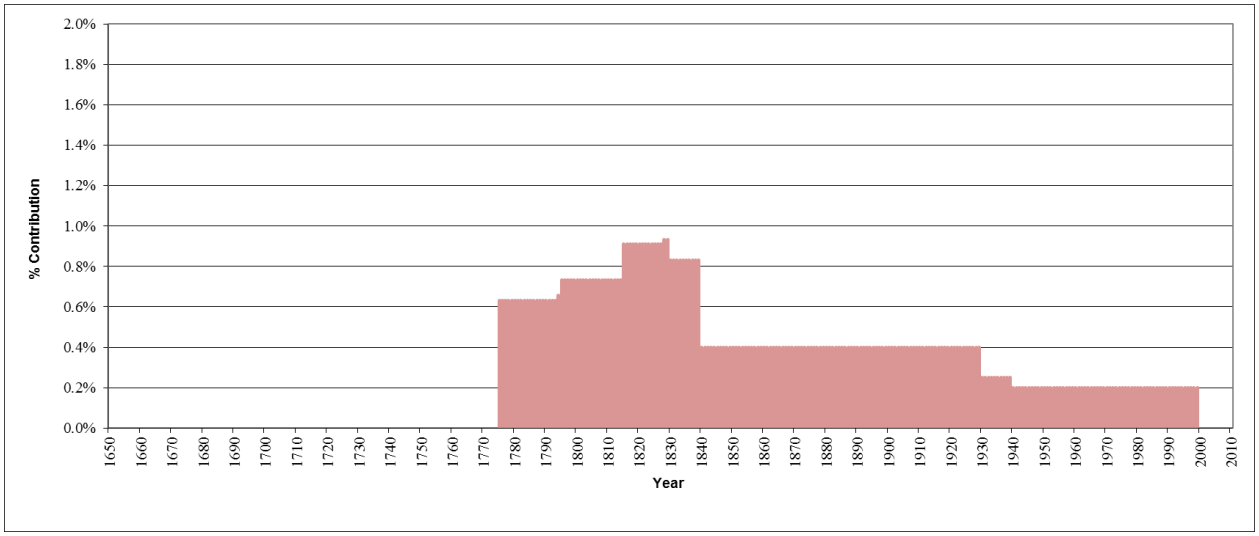

Figure 8.7. Percent contribution table for AU 4 ceramic ware types based on sherd counts.

Analytical Unit Observations

Vesselization for the AUs proved challenging. AUs 1 and 2 were located in the same area and it was, therefore, possible that some of the vessels in AUs 1 and 2 were counted twice despite efforts to avoid doing so. AUs 3 and 4 were spatially separated from each other as well as AUs 1 and 2, so their numbers should not reflect any vessels that were counted twice.

The material culture in AU 1 was churned by plows and construction activity for much of the farm's existence, resulting in the AU containing a mix of artifacts from every time period of the site. However, the percent contribution table for AU 1 (see Figure 8.4) shows a clear occupation peak between about 1800 and 1840, suggesting that the material from the early–mid-nineteenth-century occupation of the site was still present.

The vast majority of the ceramic assemblage in the four AUs was composed of coarse earthenware and refined earthenware, with stoneware and porcelain accounting for very little of the total assemblage (Table 8.10). Stoneware was often used for bottles or storage containers but the collective stoneware assemblage from the AUs did not contain many identifiable stoneware vessels. Of the vessels, there were two stoneware bottles; the rest of the

material (both vessels and sherds) were either hollowware or indeterminate. Porcelain was often used for teawares during the nineteenth century, and though seven of the vessels were identified as teawares, the remaining vessels and sherds were either hollowware or indeterminate. The only exceptions were two sherds identified as plate fragments.

Table 8.10. Cumulative Counts & Percentages for General Ware Types for all Four AUs

Ware	Count	%	MNV	%
Stoneware	96	1.3%	16	3.5%
Coarse Earthenware	4313	56.8%	196	42.9%
Refined Earthenware	3070	40.4%	223	48.8%
Porcelain	115	1.5%	22	4.8%
Totals	7594	100.0%	457	100.0%

The coarse earthenware category (which in this case is made up entirely of redwares) contained a much broader range of forms: bowls, pans, dishes, flower pots, jars, milk pans, and less identifiable objects cataloged as hollowware or indeterminate. There were no redware sherds or vessels that were positively identified as drinking vessels. However, there were many elaborately slip-decorated redware pans, dishes, and bowls with a variety of colors including yellow, green, white, brown, and turquoise.

The only almost complete (76–99%) vessel from any of the four AUs was a bulbous shaped, tin-glazed ointment pot that was recovered from AU 2 (Photo 8.6). The ointment pot dated between 1690 and 1800 (Azizi et al 1996; Hume 1969:205) and matched #4 in *A Guide to the Artifacts of Colonial America* (Hume 1969:205). The ointment pot would have been purchased full of a concoction made by an apothecary or doctor or imported from Europe. It likely would have been reused after the original contents were gone; and while it could have been refilled with salves or home remedies, it could also have been used as a small household container for myriad foods or other substances.

Photo 8.6. Tin-glazed ointment pot.

The remainder of the refined earthenware assemblage comprised typical household ceramics including teawares, tablewares, and indeterminate objects. The collective assemblage from the four AUs was relatively fragmented, which made identifying vessel form a challenge. There were only 15 vessels identified as drinking vessels; they were tea cups (11), breakfast cups (3), and stoneware bottles (2). Conversely, there were 222 vessels identified only as hollowware. This suggests that although only 15 drinking vessels were identified, there were likely many more present in the assemblage in a more fragmented form. The remainder of the refined earthenware assemblage comprised typical household ceramics including teawares, tablewares, and indeterminate objects decorated in typical nineteenth-century motifs.

Most of the tablewares found in AU 1 and AU 2 were green and blue shell edge decorated, which was typical decoration for plates and platters during the first three-quarters of the nineteenth century. Transfer printed tablewares

were also present but in a much smaller number. There were no tablewares identified in AU 3, and only one pearlware plate with no visible decoration recovered from AU 4.

The teawares in AU 1 and 2 were mostly hand-painted pearlwares and whitewares with earthtone colors, chrome colors, or blue. There was one overglaze handpainted creamware saucer in AU 2, but it was the only one represented in the AUs. There were no teawares in AU 4, and the only teaware recovered from AU 3 was a blue printed tea cup and a blue, hand-painted saucer. Overall, the tablewares and teawares in the four AUs represent typical nineteenth-century refined earthenware decorations.

Based on the ceramic assemblages of the four AUs, breaking the site up into AUs did not aid in identifying specific activity areas on the site. There were no significant differences in vessel form, decoration, or ware among the four AUs. This could suggest that the people who purchased the ceramics were less interested in unique or varietal ceramics and more focused on their functions. The ceramics from the four AUs were consistent with typical household use and refuse.

Key Features

The four most diagnostic features at the Brumbaugh-Kendle-Grove Farmstead site from the perspective of ceramic analysis were Features 6, 34, 70, and 84. As was the case with the AUs, the majority of the ceramics fell into the household functional group (Table 8.11). The only two exceptions were a chamber pot recovered from Feature 70 and a flower pot from Feature 84. In contrast to the AUs, there were many fewer ware types represented among the four features (Table 8.12).

Table 8.11. Ceramic Functional Groups/Objects in Features 6, 34, 70, and 84

	Feature 6				Feature 34				Feature 70				Feature 84			
Functional Groups/Objects	Sherd Count	% of count	MNV	% of MNV	Sherd Count	% of count	MNV	% of MNV	Sherd Count	% of count	MNV	% of MNV	Sherd Count	% of count	MNV	% of MNV
Activities																
Flower Pot													10	34.5%	1	9.1%
Household																
Bowl	1	2.5%	1													
Coffee/Tea Cup													3	10.5%	1	9.1%
Flatware	1	2.5%	1						1	0.5%	0					
Holloware	15	37.5%	7		71	79.8%	16		48	25.1%	6		9	31.0%	6	54.6%
Indeterminate	5	12.5%	1		17	19.1%	3		126	66.0%	2		6	20.7%	2	18.2%
Jar									3	1.6%	1					
Jar/Jug													1	3.5%	1	9.1%
Milk Pan	14	35.0%	1													
Pan/Dish	1	2.5%	1													
Plate	1	2.5%	1		1	1.1%	1		1	1.6%	0					
Saucer	2	5.0%	1						2	1.1%	1					
Tableware, General									3	1.6%	2					
Tea Cup									8	4.2%	1					
Sanitary																
Chamber Pot									2	1.1%	1					
Grand Totals	40		14		89		20		194		14		29		11	

Table 8.12. Ceramic Ware Types in Features 6, 34, 70, & 84 (MNVs)

Ware	Feature 6	%	Feature 34	%	Feature 70	%	Feature 84	%
Bone China			1	5.0%				
Creamware							1	9.1%
Pearlware	3	21.4%	3	15.0%	4	28.6%	1	9.1%
Porcelain, Hard Paste			1	5.0%	1	7.1%		
Redware	7	50.0%	9	45.0%	5	35.7%	5	45.5%
Rockingham			1	5.0%				
Salt Glazed, Gray/Buff Bodied	2	14.3%					1	9.1%
White Granite			3	15	2	14.3%	2	18.2%
Whiteware			1	5.0%	2	14.3%	1	9.1%

Yellowware	2	14.3%	1	5.0%				
MNV Totals	14		20		14		11	

More than half (55.1%) of the ceramic sherds recovered from the four features came from Feature 70, but they represented just 23.7% of the vessels. Conversely, Feature 6 contained 11.4% of the ceramic sherds, but they represented 23.7% of the vessels. Feature 34 contained 25.3% of the sherds and 33.9% of the vessels, and Feature 84 had 8.2% of the ceramic sherds and 18.6% of the vessels.

Table 8.13 shows that most of the vessels excavated from the key features were highly fragmented, at less than 10% complete (n=52). Only five vessels fell into the other percent complete categories.

Table 8.13. Percent Complete Vessels by Key Feature

Feature	0-10%		11-25%		26-50%		76-95%		96-99%		
	MNV	% of Total	MNV	% of Total	MNV	% of Total	MNV	% of Total	MNV	% of Total	Total
6	10	71.4%	3	21.4%	1	7.1%					100.0%
34	20	100.0%									100.0%
70	13	92.9%					1	7.1%			100.0%
84	9	81.8%					2	18.2%			100.0%
Total	52		3		1		3		0		

Feature 6

The ceramic assemblage in Feature 6, the foundation on the south side of the house, was small and comprised only 40 sherds representing a minimum of 14 vessels. The 14 vessels were relatively more complete than those found in the other features, however. Although 10 of the 14 vessels were only 0–10% complete, Feature 6 contained the only three 11–25% complete vessels recovered from the four key features: an Old-Blue printed saucer, a blue painted stoneware hollowware, and white banded yellowware bowl. Feature 6 also contained the only 26–50% complete vessel found in the four features: a redware, lead glazed milk pan. The ceramic percent contribution (Figure 8.8) shows that there was an occupation peak between about 1810 and 1840, with the greatest spike between 1810 and 1820.

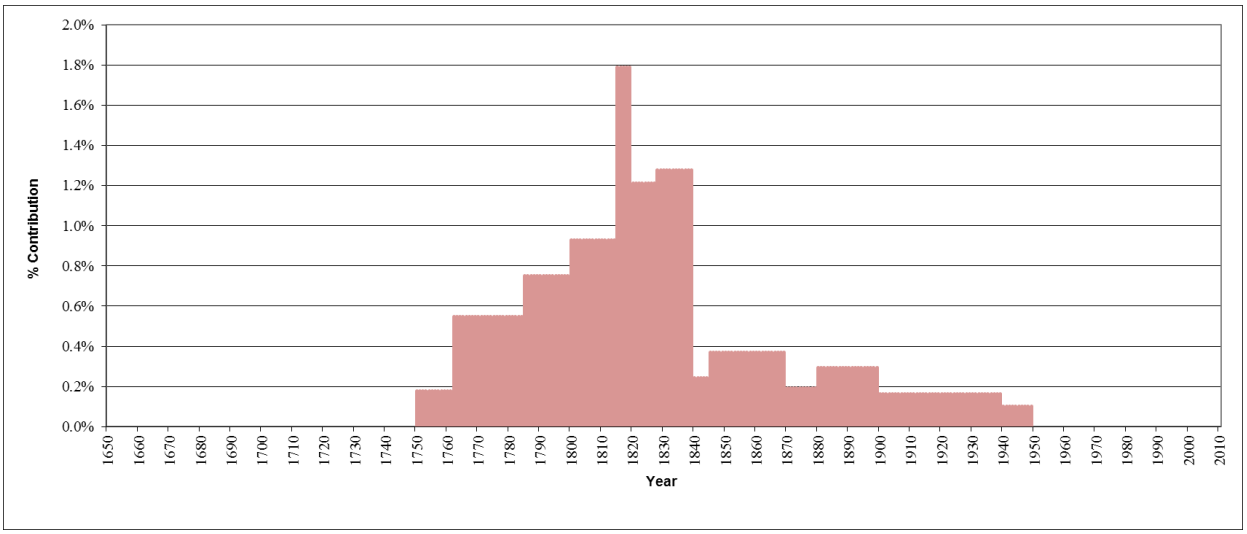

Figure 8.8. Percent contribution table for Feature 6 ceramic ware types based on sherd counts.

Table 8.14 shows the range of function among the seven vessels in Feature 6. Again, although the assemblage was small, there were a variety of ware types and functions represented in Feature 6.

Table 8.14. Percentages of Functions within the Most Common Ware Types in Feature 6 based on MNVs

Ware	Function	Percent
Pearlware	Indeterminate	33.3%
	Tableware	33.3%
	Teaware	33.3%
Yellowware	Indeterminate	50.0%
	Tableware	50.0%
Redware	Indeterminate	71.4%
	Food Preparation	14.3%
	Food Prep. & Service	14.3%
Salt Glazed, Gray/Buff Bodied Stoneware	Indeterminate	100.0%

Feature 34

Feature 34, the double-chambered foundation in the west yard, contained 89 ceramic sherds representing a minimum of 20 vessels. The assemblage was small and fragmentary, with all 20 of the vessels being less than 10% complete and all but one falling into the "indeterminate" functional category. The only vessel to be more specifically identified was a pearlware plate, but there was no visible decoration on the plate sherd.

The percent contribution table for Feature 34 (Figure 8.9) shows the greatest occupation activity occurring between the mid-1770s and about 1840, but this is likely skewed by the early beginning date but long production range for bone china, which spanned from 1794 through the present day (Miller et al 2000:9). The majority of the ceramics from Feature 34 were undated redwares as well as whiteware, white granite, yellowware, and Rockingham. These were all ceramics that were typically found in mid-to-late nineteenth century ceramic assemblages.

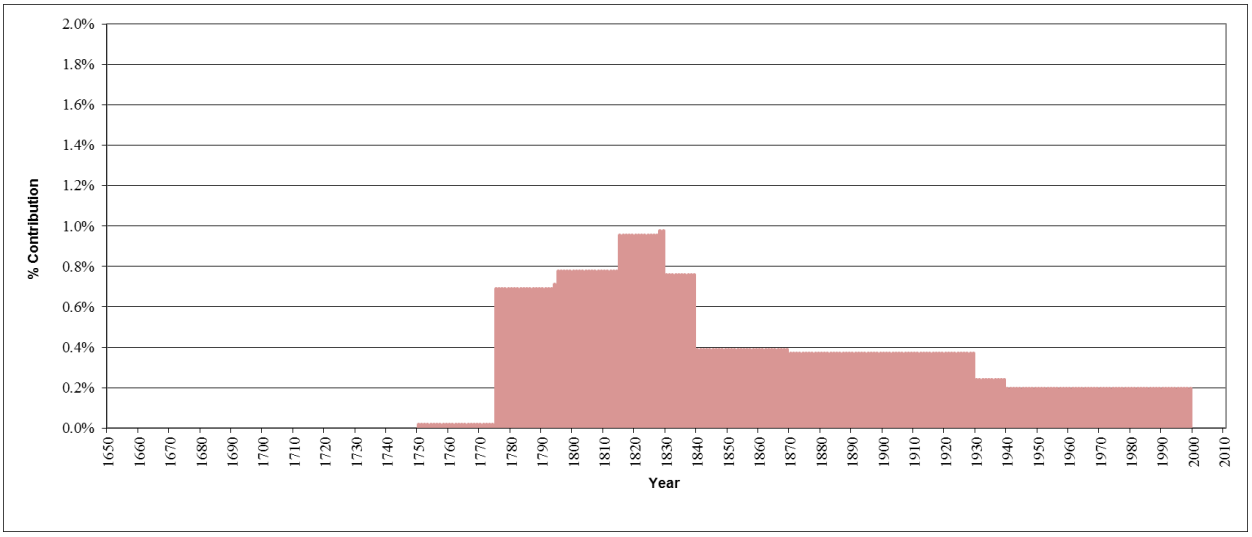

Figure 8.9. Percent contribution table for Feature 34 ceramic ware types based on sherd counts.

Feature 70

Feature 70, a midden to the northwest of Feature 34, contained a total of 191 ceramic sherds representing a minimum of 14 vessels. All but one vessel recovered from Feature 70 was less than 10% complete. The only outlier was a white granite tea cup that was between 76 and 95% complete. It was one of three almost complete vessels recovered from the four key features (the other two were excavated from Feature 84). The percent contribution table for Feature 70 (Figure 8.10) shows the most dramatic occupation spike between about 1850 and 1860.

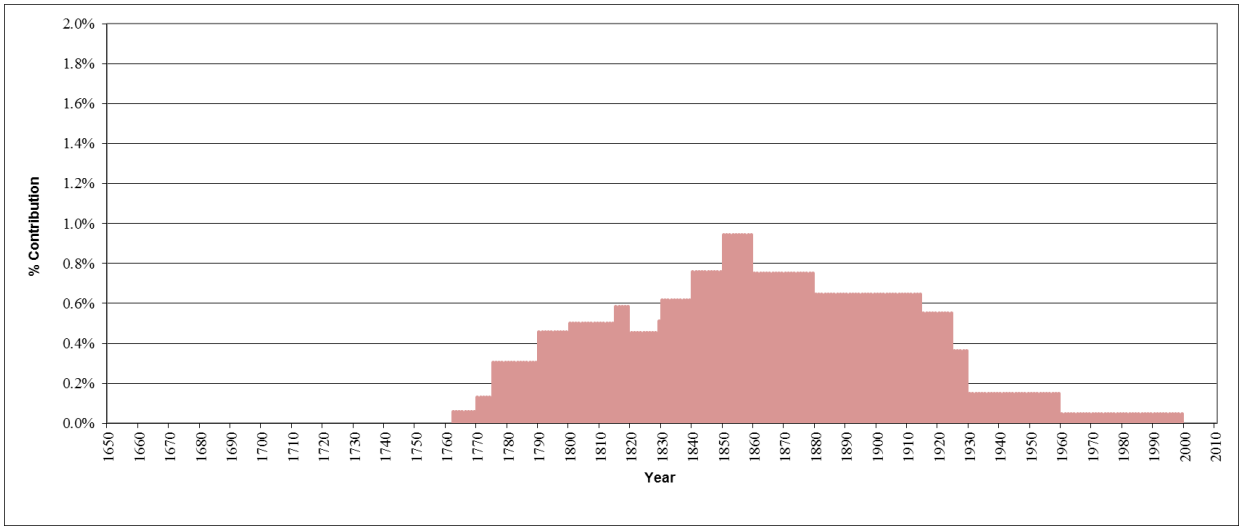

Figure 8.10. Percent contribution table for Feature 70 ceramic ware types based on sherd counts.

Feature 84

Feature 84, a privy located approximately 5.49 m (18 ft.) to the west of the main dwelling, contained a very small ceramic assemblage of just 29 sherds representing 11 vessels. Although the assemblage was small, two of the vessels were 76–95% complete. One of the almost complete vessels was a redware flower pot (Photo 8.7) and the



Photo 8.7. Redware flower pot from Feature 84.

Photo 8.8. White granite tea or coffee cup from Feature 84.

other was a white granite coffee cup (Photo 8.8). The remaining vessels were refined earthenware, coarse earthenware, and one stoneware vessel that were all less than 10% complete. The percent contribution table for Feature 84 (Figure 8.11) shows a relatively stable occupation throughout the nineteenth century with a small spike between 1810 and 1820. This spike is likely exaggerated by the relatively small sample size and the limited number of datable ceramics. In this case, the glass assemblage, which dated to the mid-nineteenth century, was more diagnostic than the ceramic assemblage.

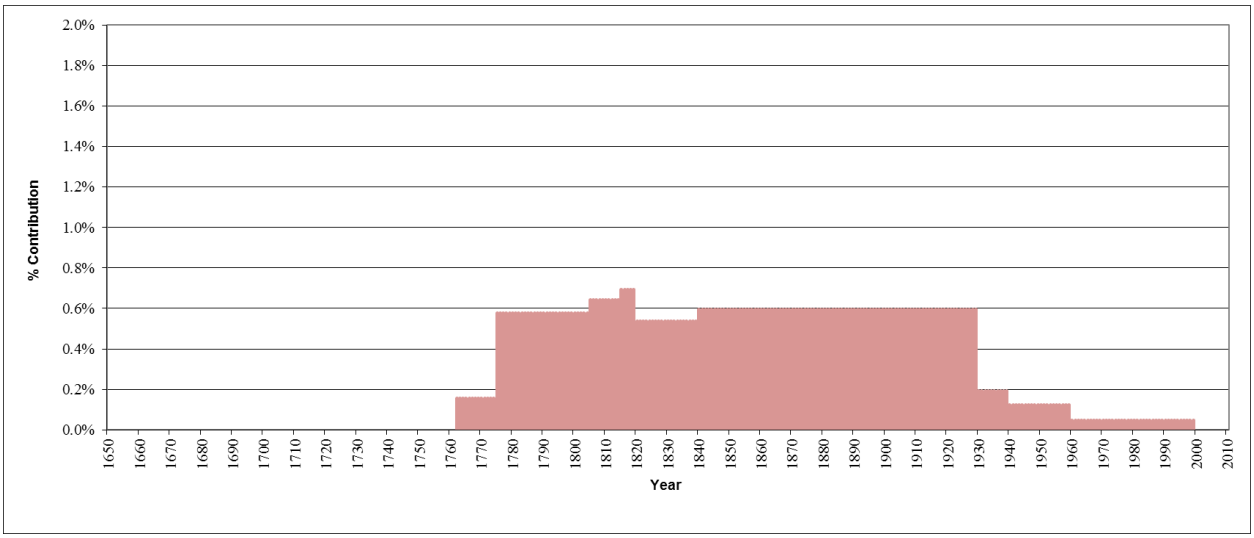

Figure 8.11. Percent contribution table for Feature 84 ceramic ware types based on sherd counts.

Key Feature Observations

Similar to the AUs, the majority of the ceramic assemblage recovered from Features 6, 34, 70, and 84 were coarse earthenware and refined earthenware, with stoneware and porcelain accounting for only three and two of the vessels, respectively (Table 8.15).

Table 8.15. Cumulative Counts & Percentages forGeneral Ware Types for Features 6, 34, 70, & 84

Ware	Count	%	MNV	%
Stoneware	4	1.2%	3	5.1%
Coarse Earthenware	232	66.9%	26	44.1%
Refined Earthenware	110	31.1%	28	47.6%
Porcelain	3	0.9%	2	3.4%
Totals	**349**	**100.0%**	**59**	**100.0%**

Although the quantity of the material excavated from the features was much smaller than that recovered from the AUs, the features offered a more nuanced picture of what was occurring in specific areas of the site. Where the AUs showed the relationship between several different contexts and features, the features have the potential to indicate location-specific activities.

In Feature 70, a midden to the west of Feature 34, the high sherd count (n=194) and low vessel count (n=14) suggest a high-traffic refuse dump that was a receptacle for household and/or yard sweepings that consisted of fragmentary detritus as opposed to intact or nearly intact vessels. By contrast, the privy (Feature 84) contained two of the four nearly complete (76–95%) ceramic vessels found at the site, suggesting it was more likely to have been the location of limited-episode dumping of unwanted items. Finally, Feature 34, the two-chambered foundation to the west of the house, had one of the larger ceramic assemblages at the site, with a sherd count of 89 representing a minimum of 20 vessels. It was notable that 65.5% of the ceramic sherds from Feature 34 were redwares, typically used for utilitarian vessels employed in food preparation and storage. The presence of such large quantities of utilitarian vessels in Feature 34 suggests it was associated with food preparation.

Red Earthenwares

The above ceramic discussion provides overarching observations about ceramic usage on the farmstead and reveals that a ceramic type of great importance to the understanding of the site was redware or red earthenware. This ceramic type is often overlooked in American historical archaeology as its long production dates and utilitarian nature make it difficult to interpret, despite often representing a large presence within the ceramic assemblage. On the Brumbaugh-Kendle-Grove Farmstead site, red earthenware vessels were plentiful and exhibited a high variety of decorations with colored slips, colored glazes, or tin glaze. The variety and quantity of red earthenware material recovered at the site presented an opportunity to examine the region's red earthenware tradition and production and to determine its impact on the consumption practices of the Brumbaughs.

Local Red Earthenware Industry

An earthenware pottery tradition rooted in Palatine Germany was brought to the Hagerstown area around 1750 by Johan Georg Weiss, a potter trained in the Palatine region (Manger and Manger 2003:10). Weiss and his four potter sons, along with others he taught, spread the tradition, which flourished throughout the Great Valley region of Pennsylvania, Maryland, and Virginia during the late eighteenth and early nineteenth centuries (Antiques and the Arts Weekly 2003, 2008; shenandoahpottery.com 2018; *The Maryland Herald and Hager's-Town Weekly Advertiser* 1808, 1815; *The Torch Light and Public Advertiser* 1803; *The Morning Herald* 1957; Rice and Stoudt 1929). Peter Bell, the best known of the Hagerstown potters, was likely trained by Weiss or by one of his students: "Bell and his three potter sons, John, Solomon, and Samuel, were primarily responsible for the advancement of the Shenandoah Pottery tradition up the Valley" (Manger and Manger 2003:10). Peter Bell was born in 1775 and worked until two years before his 1847 death (Napier 2006). The careers of his sons, John (1800–1880), Samuel (1811–1891), and Solomon (1817–1882), spanned most of the nineteenth century (Wertkin 2004:48–50; *The Torch Light and Public Advertiser* 1829a).

By the early nineteenth century, a number of potter's shops producing tableware and utilitarian wares had been established in and around Hagerstown. The centerpieces of their craft were colorful polychrome slip-decorated red earthenwares (and, after 1820, salt-glazed stonewares) in a variety of forms. Commonly employed decorative techniques included the use of sgraffito; combed, trailed, marbled, and/or banded slip elements; and/or slip washes, in combinations of white, cream, yellow, green, and/or dark brown (Rice and Stoudt 1929:109–212). Another form of decoration, tin-glazing, was probably introduced to the Hagerstown area in 1797 when Henry Adam came to the town; he too was trained in Germany (Manger and Manger 2003:10). Henry Adam and his brothers probably were also the originators of the "slip-feathering" and "continuous arcing [slip] line" motifs used by them and other Hagerstown potters (Manger and Manger 2003:11). Henry married Mary Knode, from a Hagerstown potting family (her father, two brothers, and two brothers-in law [Henry's brothers] were potters). After Henry died in 1819 Mary continued to run the shop, making her the only documented female pottery operator; at least one pot with her mark is known (Museum of Early Southern Decorative Arts n.d.). According to ceramic historians, "the potters of the Hagerstown school generally enjoyed a collegial atmosphere, sharing the latest of techniques" (Manger and Manger 2003:11). Thus, without makers' marks, which are scarce, it is difficult to assign vessels to a specific potter because so many of them used the same decorative techniques and forms.

In the 1810s the Hagerstown area potteries were modest in size. Samuel Miller's pottery in Shepherdstown, West Virginia, consisted of "a Round Kiln, Clay Mill, Glazing Mill, two Wheels" and a "variety of other utensils belonging to the Potter's business" (*The Maryland Herald and Hager's-Town Weekly Advertiser* 1812). Similarly Mary Adam's potting equipment included a "Clay Mill, Glazing Mill, 4 Turning Laithes [probably potter's turning wheels rather than trimming lathes], and a number of other Potter's Tools" when they were offered for sale along with her household goods in 1824 (*The Torch Light and Public Advertiser* 1824). Local potters produced and sold "all kinds of earthen ware" to country merchants and local consumers, including jugs, crocks, jars, pots, pans, pitchers, bottles, mugs, bowls, plates, dishes, chamber pots, tobacco pipes, and flasks (Rice and Stoudt 1929:24-26; *The Maryland Herald and Hager's-Town Weekly Advertiser* 1823). Potters working in and around Hagerstown included Christian Fechtig and George Vogelsang who, in 1803, took over a pottery "near the Court-house," previously used by potters Leisinger & Bell (*The Maryland Herald and Hager's-Town Weekly Advertiser* 1803). Peter Bell established his pottery in Hagerstown by the spring of 1804 on property previously occupied by potter Conrad Crumbach (*The Maryland Herald and Hager's-Town Weekly Advertiser* 1804, 1806). Two years later Crumbach opened another "earthen ware

manufactory ... on the Main Street in Hagerstown, leading to the Western country" (*The Maryland Herald and Hager's-Town Weekly Advertiser* 1806). Bell offered a variety of vessels: "Constantly on hand a complete assortment of the best and handsomest Earthen Ware made in this town, consisting of Milk Crocks, Dishes, Pitchers, Jugs, Mugs, Bowls, [and] Preserve Jars of every kind" (*The Maryland Herald and Hager's-Town Weekly Advertiser* 1804). In 1808 Henry Adam offered a similar range of products at his pottery "on the Main Street in Hagers-town" (*The Maryland Herald and Hager's-Town Weekly Advertiser* 1808).

A number of potters lived and worked outside Hagerstown. In 1812 John Snavely worked as a potter "near Hagerstown" and still lived nearby in 1829 (*The Torch Light and Public Advertiser* 1829a; *The Maryland Herald and Hager's-Town Weekly Advertiser* 1812). In 1815 potter Daniel Reichard resided "on the Mercersburg Road, about three miles from Hagers-town" (*The Maryland Herald and Hager's-Town Weekly Advertiser* 1815). In 1823 Samuel Miller and Company commenced a "potting business" just outside Hagerstown "at Mr. George Miller's old stand … on the main road to Sharpsburg and Williamsport" (*The Maryland Herald and Hager's-Town Weekly Advertiser* 1823). And in 1827 Moses Bombarger advertised a property "on Beaver Creek one mile from the turnpike road leading from Hagers-town to Boonsborough" that featured a pottery in addition to a log dwelling house and kitchen, stable, and orchard (*The Torch Light and Public Advertiser* 1827b). In 1824 Martin King and Anthony Wayne Lewis rented a "Potter's Shop" in Hagerstown, "lately in the possession of Jonas Knode," and formerly owned by Henry Adam, where they encouraged "Country Merchants" to "give them a call, as they are determined to sell low for cash" (*The Maryland Herald and Hager's-Town Weekly Advertiser* 1824). Three years later King was in business by himself manufacturing earthenware at a pottery "nearly opposite the old Jail" (*The Torch Light and Public Advertiser* 1827c). Although the number of working potteries clearly varied as old potters closed up shop or moved and new potters established themselves, in 1827 Hagerstown had four working potteries (*The Torch Light and Public Advertiser* 1827d). Likewise, the nearby communities of Chambersburg, Pennsylvania, and Boonsboro also hosted pottery shops (*The Torch Light and Public Advertiser* 1827a, 1829b).

Red Earthenware at the Brumbaugh Kendle-Grove Farmstead Site

The bulk of the red earthenware assemblages came from AUs 1 and 2 (Table 8.16 and Table 8.17). The red earthenware assemblage for these two AUs comprised a relatively limited number of vessel forms such as pans, bowls, dishes, and jars in addition to a substantial assemblage that could only be classified as hollowware. As demonstrated by the general ceramic discussion above, the bulk of the AU 2 and AU 1 deposits came from a kitchen midden to the rear of the house, and as a result were highly fragmentary, which often made vessel form identification impossible. Other potential sources of bias in the study come from the fact that AU 1 is a mixed deposit resulting from the truncation of AU 2 midden deposits and subsequent mixing with a late-nineteenth-century demolition deposit followed by accumulation from twentieth-century occupation. Much of the red earthenware assemblage found in AU 1 may have originated in AU 2 prior to disturbance; however, the subsequent soil disturbance forces its consideration separately as the AU 2 deposits are largely undisturbed. As these two analytical units were examined separately it is possible that cross mends between AU 1 deposits and AU 2 deposits exist but were not identified, potentially resulting in an inflated MNV for deposits in AU 1.

Table 8.16. AU 1 Red Earthenware Household Group Vessels

Object	Prime Decoration	MNV
Milk Pan	Lead Glazed	1
Bowl	Slip Decorated	1
Dish	Slip Decorated	2
Pan	Slip Decorated	5
Pan/Dish	Slip Decorated	6
Jar	Indeterminate	1
Jar	Lead Glazed	8
Hollowware	Colored Glaze	1
Hollowware	Dark Patches in Glaze	2
Hollowware	Lead Glazed	49
Hollowware	Reeded	1
Hollowware	Slip Decorated	25
Indeterminate	Lead Glazed	1
Indeterminate	Slip Decorated	1
Total		**104**

With those caveats in mind, the families who lived at the Brumbaugh-Kendle-Grove Farmstead had access to a variety of locally made red earthenware vessels. The potters, as already noted, advertised that they had milk crocks (probably the forms that are called "milk pans" in this analysis), dishes, pitchers, jugs, mugs, bowls, and jars for sale. No pitchers, jugs, or mugs (all vessels associated with storing or consuming liquids) were identified in the ceramic

assemblage (although it is possible that some of the sherds tallied as "hollowwares" or "indeterminate" might be from these vessel forms), but the other listed forms are present. Jars were designed for storage of both wet and dry items; milk pans were used to cool milk as cream rose to the surface for skimming but could double as washing vessels; and pans, dishes, and bowls could have been used for both food preparation and service on the table.

Table 8.17. AU 2 Red Earthenware Household Group Vessels

Object	Prime Decoration	MNV
Bowl	Slip Decorated	2
Dish	Slip Decorated	7
Pan	Slip Decorated	7
Pan/Bowl	Slip Decorated	2
Jar	Lead Glazed	4
Hollowware	Colored Glaze	1
Hollowware	Dark Patches in Glaze	1
Hollowware	Indeterminate	1
Hollowware	Lead Glazed	19
Hollowware	Slip Decorated	18
Hollowware	Tin Glazed	1
Indeterminate	Lead Glazed	1
Indeterminate	Slip Decorated	2
Total		**66**

Many of the pans from the site have distinctive collared rims, described in the artifact inventory as "German-style" rims (Photo 8.9) based on their similarities to rims on vessels made in Northern Germany and The Netherlands (Hurst, Neal, and Van Beuningen 1986:245, 249, for example). Several dishes or pans have a short collar or flange with coggling on the top of the rim, an unusual combination not seen in available documents or images of European vessels. Coggling around simple cut rims was common on British drape molded slipware dishes and their American-made counterparts but not on thrown or tooled rims (Photo 8.10). This technique might be confined to the products of one, so far unidentified, potter or pottery working in Hagerstown.



Photo 8.9. Concave collared rim form used on many pans from the site.

Photo 8.10. Vessel with a Short Collar or Flange and Coggling at the Highest Point of the Rim.

The jars in the assemblage are undecorated except for the lead glaze, on their interiors only or on both surfaces, that made them impermeable to liquids and easier to clean than unglazed vessels. Glaze colors range from light brown to black, depending on whether and what amount of coloring agents, usually oxides of iron or manganese, were added to the glaze.

Pans, dishes, and bowls have a variety of slip decorations. The most common type of slip decorations are trailed designs, using slip made from light colored clays, some of which have been colored with copper oxide for green and iron or manganese oxides for shades of brown. The designs are often simple straight and/or wavy lines, as in Photo 8.11. Some trailed motifs are more representational, as on the vessels in Photo 8.12 and Photo 8.13. The design on the pan in Photo 8.13 includes a pomegranate, long used in religious and secular art as a symbol of the fruitfulness of both land and people. This vessel has green highlights from copper oxide or verdigris added to the lead glaze.



Photo 8.11. Vessel C-0038, pan from AU 2: trailed slip motif of intersecting straight and wavy lines.

Photo 8.12. Vessel C-0039: pan from AU 2, trailed slip, unknown motif that Includes straight and curled lines.

Photo 8.13. Vessel C-0037: pan from AU 2, thick folded-over rim with an elaborate trailed slip scrolling design that includes a pomegranate.

Photo 8.14 illustrates a dish decorated with a trailed slip date and German lettering. If 1774 is indeed the year the vessel was made, which is likely, it was probably made by Johan Georg Weiss or his sons or students and purchased by Jacob and/or Mary Brumbaugh for their family. The letters appear to be "…flege…" possibly from the word *pflegen* (care). German-American potters often used proverbs or short sayings as mottos on the rims of dishes or plates (see, for example, vessels illustrated in Barber 1970[1903]). A number of proverbs contain the word *pflegen*, including these three that are short enough to fit around the edge of a dish (Alojado Publishing 1996-2008):

Wer Recht fordert, muss auch Recht pflegen.
[Who claims to be right, must care for rightness]

Zuviel Pflege tötet das Kind.
[Too much caring, kills the child]

Wer die Dame berührt, muss des Spieles pflegen.
[Who is concerned for a woman, must care about the game]

Photo 8.14. Vessel C-0049: pan from AU 2 with "1774" and "…flege…" in trailed slip.

The dish in Photo 8.15 has an abstract motif made using both dark brown and white slips and green-colored glaze. It has the same collared and coggled rim shape as the vessel in Photo 8.10.

Photo 8.16 and Photo 8.17 have multi-colored slip decorations and green-tinted glaze in the "slip-feathering" and "continuous arcing line" motifs introduced by Henry Adam and his potter brothers after 1797, according to Manger and Manger (2003:11). These colorful and attractive vessels could have been used on the table for serving or food consumption.



Photo 8.15. Vessel C-0055: dish from AU 2 with multi-colored slip decoration and green in the glaze.

Photo 8.16. Vessel C-0050: pan from AU 2 with a collared rim and arching line and feathered motifs.

Photo 8.17. Vessel C-0052: small pan or bowl from AU 2 with a collared rim and arching line and feathered motifs.

The vessel shown in Photo 8.18 could be a small jar, bowl, pitcher, or some other tea or tableware form. The vessel has been trimmed after throwing to be thin bodied, especially on the base, which is very thin. The pale red body is covered with buff-colored slip; on the exterior is a green-tinted glaze that is slightly uneven in coloring. Brown streaks/blotches around the base could be part of a decoration on the missing parts of the vessel. The green/light turquoise color might be what has been referred to as Henry Adam's "beautiful robin's egg blue decoration" by Manger and Manger (2003:10). On the other hand, its shape appears to be similar to a c.1825 small ovoid jar made by John Bell (Crocker Farm 2016). The shape of the trimmed foot is close to that of the Crocker Farm jar. No matter who was its manufacturer, the combination of overall slip and green covering glaze makes this vessel very unusual.

Photo 8.18. Vessel C-0027 from AU 2: vessel completely covered with slip with a green glaze on the exterior.

Twelve sherds (two each from AUs 1 and 2 and eight from Context 158) have red bodies and light bluish-gray tin glazes (Photo 8.19). The sherds are small and their vessel forms cannot be determined beyond the level of hollowware. It is possible that they all come from the same vessel but this also cannot be determined because none cross mend between proveniences, nor do the eight sherds from Context 158 mend to each other. The Context 158 sherds have a sponged decoration in blue and two of the other sherds have large blue painted spots that might be part of a floral motif. The John Bell jar discussed on the Crocker Farm site (Crocker Farm 2016) has both sponging and a large-scale floral motif. The interior of the Crocker Farm jar has brown lead glaze on its interior but all of the sherds from the Brumbaugh-Kendle-Grove Farmstead site are tin glazed on both their interiors and exteriors.



Photo 8.19. Red bodied tin-glazed earthenware sherds.

Discussion

The red earthenwares from the Brumbaugh-Kendle-Grove Farmstead site illustrate the variety of vessel forms and styles available to the households that lived on the farm in the late eighteenth and early nineteenth centuries. At this time Hagerstown was a center of thriving red earthenware production, and local populations could purchase items that were both attractive and functional. In fact, the red earthenware assemblage from the site includes vessels that are not common in museum collections, such as the probable Henry Adam slip decorated pans, the slipped and green-glazed jar/bowl, and the tin-glazed sherds. This assemblage, therefore, provides valuable information about the products of local potters. The abundance of red earthenwares within the ceramic assemblage at the Brumbaugh-Kendle-Grove Farmstead also demonstrates the scale of patronage of the local German-American potters by the community. Nearly all of the red earthenwares recovered during excavation were likely made by potters working in and around Hagerstown. As the red earthenware assemblage is the largest competent of ceramic assemblage both by sherd count and by MNV this would seem to suggest that at least during the Brumbaugh period there was a preference for domestically produced red earthenware over imported materials. It is difficult to say whether this trend was the result of an expression of German-American identity, a socio-economic expediency, or the lack of access to markets with imported goods. Whatever the motivation for the preference, the red earthenware component in the ceramic assemblage ties the farm into a prosperous and important ceramic tradition in the region.

Glass

A total of 5,751 fragments of glass was recovered from archaeological contexts at the Brumbaugh-Kendle-Grove Farmstead site. More than half of the glass (n=3,321; 57.7%) was window glass while a further 18.15% (n=1,044) was classified as indeterminate glass, meaning it lacked sufficient diagnostic characteristics to be useful for dating or interpretation. Window glass was grouped with the structural components of the site and is analyzed separately below. The indeterminate designation was often applied when the recovered material was too small for information about the glass's manufacturing technique and/or function to be ascertained. The remaining 24.15% of the glass assemblage was more diagnostic and was principally composed of vessel glass.

Vessel Glass

The non-window glass assemblage recorded during excavations at the Brumbaugh-Kendle-Grove Farmstead can be classified in a variety of ways. Examination of the glass assemblage by AU and functional group and object type provides a way to compare these differing deposits both temporally and spatially.

Table 8.18. AU 1 Household Group, Vessel Forms, and Color

Vessel Form/Color	MNV
Bottle	**16**
Aqua	6
Aqua, Light	1
Colorless	4
Green, Emerald	1
Olive	1
Olive, Dark	2
Purple/Solarized	1
Bottle, Condiment	**1**
Aqua	1
Container Glass	**11**
Amber	1
Aqua	2
Colorless	6
Green	1
Green/Yellow	1
Hollowware	**1**
Colorless	1
Indeterminate	**5**
Aqua	1
Colorless	3
White, Opaque	1
Jar	**3**
Aqua	1
Aqua, Dark	1
Colorless	1
Lid Liner	**2**
White, Opaque	2
Mug	**1**
Colorless	1
Stemware	**1**
Colorless	1
Tumbler	**2**
Colorless	2
Total	**43**

The bulk of the vessel glass from this excavation was recovered from AU 1, the most modern contexts encountered during excavation (Table 8.18). The vessel glass in AU 1 comprised 89% of all of the vessel glass fragments and 68% (n=45) of all the vessels recovered from the four AUs. This observation alone seems to highlight the increasing importance of the glass material culture in the later portion of the site's occupation, beginning in the mid-nineteenth century though to the modern day. Apart from a single lamp glass vessel and an indeterminate fragment of blue glass, the vessel glass assemblage was entirely composed of the objects from the household functional group. A total of 43 vessels of various vessel forms were included within the AU 1 assemblage (Table 8.18). Bottle and container glass typified the collection, with vessel forms such as jars, lids, mugs, stemware, and tumblers being represented by single objects or quantities in the low single digits. The low number of jars and lid liners in this assemblage is surprising as the proliferation of mason jars in the late nineteenth century is often more robustly represented owning to the popularity of canning, especially in rural contexts. Vessels associated with beverage consumption, four in total, were found within the AU 1 assemblage. The vessel forms for these uses included a mug, stemware, and tumblers all of which are made of pressed glass with the exception of the stemware which was mouth blown.

Examination of the glass color within AU shows that aqua and colorless glass accounted for the bulk of the vessel glass assemblage in AU 1. While much of the vessel glass recovered was not sufficiently intact to provide concrete dates for all vessels, those that could be dated ranged from 1850 to 1910 as an initial production date, temporally placing these deposits in the latter half of the nineteenth century. The production techniques of glass vessels varied throughout the assemblage, though by and large, the bulk of the identified vessels were mold blown. Of the examined bottles one was produced in a keyed and hinged mold, five were generally mold blown, five were mold blown by machine, four were mold blown by mouth (condiment bottle included), and one was mouth blown. Within container glass as well, most vessels were mold blown (indeterminate, n=3, machine, n=1), but in this category, three vessels were made of pressed glass and only one was mouth blown. The average beginning manufacturing date for general glass bottles in AU 1 is 1868. The correlation of glass color and production technique

with known dates further supports the observation that the AU 1 deposits date to the second half of the nineteenth century.

AU 2 contained only 10 identifiable glass vessels. Of these 10 vessels 8 fall within the household group, one is lamp glass, and the other is indeterminate. Of the vessels that could be identified as bottles, one was an aqua color, one green, and the third was olive. The green bottle was free blown, but not enough of it remained to determine the bottle shape; the olive colored bottle was thought to be mouth blown and was considered to be part of a large alcohol bottle. All that could be determined about the aqua colored bottle is that it was mold-blown, but it was too fragmentary to accurately identify a bottle shape. Four other vessels were recovered, each of which was sufficiently fragmentary that the form of the vessels could only be classified as container glass. One of these vessels, which was aqua in color, belonged to a small bottle or jar. Given the fragmentary nature of this material, the manufacturing technique of the glass for this vessel could not be ascertained. Another vessel was mold blown, aqua glass with embossing. The two other container glass vessels were colorless: one was a likely fragment of molded tumbler with paneled sides, while the other was a colorless glass base with a glass tipped pontil, the form of which could not be determined. In general,



Photo 8.20. Fragments of a German enameled glass tumbler.

the glass assemblage from AU 2 was quite limited given the volume of earth excavated and its proximity to the historic dwelling. The ceramic assemblage for the same AU included 138 separate vessels, 14 times more than the glass vessels.

While the quantity of glass in AU 2 was low, some objects were nonetheless quite revealing. A colorless glass tumbler found in Context 16 in TU 13 is one such object (Photo 8.20). The context from which this tumbler was recovered was

the initial yard surface or Ab horizon in the north yard prior to the establishment of the cobble walkways. What makes this vessel particularly intriguing is the red, yellow, and blue enamel painted design. Glass decorated in this manner was commonly produced in the German Lowlands for hundreds of years beginning in the sixteenth century. German-enameled glass remained popular among Germanic populations into the nineteenth century and is often found in association with families hailing from the Germanic states. Such glass was made in the New World by German immigrants such as Henry William Stiegel, who began producing enameled glass in Manheim, Pennsylvania, in the 1760s. Interestingly, Stiegel and Andrew Brumbaugh arrived in Philadelphia on the same ship, the *Nancy*, in 1750 (Hunter 1913; Brumbaugh 1913). While the tumbler recovered from Context 16 is not intact enough to discern a diagnostic pattern or determine whether the glass was continental or colonial, its presence does suggest that its owner was expressing an association with Germanic identity. The presence of this tumbler in the earliest yard deposit strongly suggests that it may be related to Andrew Brumbaugh, the immigrant, and originator of the Brumbaugh line. The fact that Stiegel, Brumbaugh's contemporary, went on to produce glass of this type for sale in the colonies suggests that the demand for glass of this style followed German immigrants to the Americas, and may have been a way of expressing an ethnic identity.

The vessel glass assemblage for AU 3, the primary deposits on the south side of the house, in and among the Feature 6 foundation, comprised only 6 vessels. These vessels included one bottle, one lamp, and four containers of indeterminate form. The recovered bottle was made of green glass and was mouth blown with a tooled flared finish. Based on the manufacturing technique it was determined that this bottle was produced between 1870 and 1920. None of the container glass was datable. The assemblage included two aqua colored vessels that both appeared to be mold blown. One of these aqua vessels contained an embossed "GE," but that was insufficient to identify the bottle's association. Two other vessels, one green, and one blue were both similarly mold blown, but their remains were too fragmentary to provide any real diagnostic information. The lamp glass recovered was patinated, but was colorless and had been mold blown. This object was also too fragmentary to identify the full form of the vessel. Overall the glass assemble from AU 3 was quite limited. This may be because these deposits were associated with the area within and immediately adjacent to Feature 6, the initial house foundation. The glass concentrations in this area may be lower as it would have been the interior of the structure during the time the deposits were established, and it is unlikely that the occupants would have allowed much broken glass to remain part of the interior of the structure.

Feature Assemblages

There were several discrete locations where glass, especially bottles, were more densely concentrated and were generally more intact: Feature 70 (Context 130), a midden to the rear of the Feature 34 foundation; Feature 84, a privy; and a surface deposit situated in the void between the smokehouse and the chickenhouse. Each of these areas contained a relatively high occurrence of intact glass vessels suitable for analysis.

Feature 70

Feature 70 contained three general apothecary bottles, two aqua and one colorless, and an aqua medicine bottle (Photo 8.21). While the shapes of the bottles recovered form Feature 70 varied, they were all quite small and short. Vessel G-0011 was a square, in the French style with chamfered corners and a tooled prescription finish. The French square shape and manufacturing technique employed of vessel G-0011 indicates that it was produced between first produced around 1866 and continued into the 1920 (Lindsey 2018, Griffenhagen and Bogard 1999). Vessel G-0015 was a small cylindrical bottle produced in a cup-bottom mold and featuring a prescription finish. The shape of G-0015 suggests that it was produced between 1850 and 1915, although the lack of diagnostic markings make it difficult to refine the chronology any further (Lindsey 2018). Vessel G-0017 was a rectangular shaped bottle produced in a cup-bottom mold. Vessel G-0017 had a pontil mark on the base and showed evidence of a tooled patent finish. The front panel of vessel G-0017 featured the embossing "WHITE/Oil" encircling a bell, while the side panels featured the embossed words "Hagerstown MD" and "H Bell." Information regarding the formation of Bell's White Oil company is scarce, but advertisements for the product occur in period newspapers between c. 1866 and the mid-1870s.

Photo 8.21. Apothecary and medicine bottles recovered from Feature 70.

In the 1860s Bell's White Oil is advertised as a remedy for Chilblains or Frosted Feet, and more generally as a cure for "persons suffering from Rheumatism, Sprains, Frosted Feet, Sore Throat, and Swelling of all kinds." This would seem to suggest that Bell's White Oil was a general purpose anti-inflammatory. Curiously, however, the marketing of this drug was not limited to humans, as by 1873, advertisements in the *Herald and Torch Light* newspaper described Bell's White Oil as a remedy for an epizootic disease among horses call Hipporhiorrhea. It is claimed that "BELL's WHITE OIL applied to the throat will relieve the swelling and afford immediate relief to horses having the Epizootic." The presence of this bottle, therefore, has several possible implications. Most probably it is associated with its use among humans, as it was found near a foundation in the vicinity of the house, rather than the the barn or stables. At the same time, horses were an important part of the farm's domestic economy during the nineteenth century, and this bottle may have been used for their care.

The last bottle, vessel G-0016, was an aqua medicine bottle that was a small, thin-bodied, rectangular shaped bottle with paneled sides and a tooled patent finish produced in a cup-bottom mold. Based on its manufacture technique, vessel G-0016 was produced between 1850 and 1915. All of the bottles in this deposit were first produced between 1850 and 1870, dates consistent with the marketing of Bell's White Oil. The TPQ for this deposit was 1866, based on the type of bottle mold used to produce G-0011. The sizes and shapes of these bottles suggest that they are all generally apothecary or medicine bottles and were not related to beverage consumption but rather to health and hygiene.

Feature 70 included two additional vessels: a tumbler and an unidentified container. Both of these objects were made of colorless pressed glass and both were paneled with rounded rims. Neither of these vessels was sufficiently diagnostic to provide a date.

<u>Feature 84</u>

Feature 84 contained fragments of four distinct bottles. Vessel G-0008, which was cylindrical in shape and had a tooled prescription finish, was likely a chemical or druggist bottle (Photo 8.22). This bottle was produced between 1865 and 1920. Vessel G-0010 was a small oval shaped medicine bottle embossed on the exterior with "S.F. CROFT/ APOTHECARY/ HAGERSTOWN." Vessel G-0010 featured a tooled prescription finish and was produced in a cup-bottom mold. Bottles of this type were produced between 1875 and 1890. S.F. Croft, the apothecary, frequently advertised in the Hagerstown newspapers such as *The Herald and Troch Light*, selling bottled products such as Boschee's German Syrup, a cure for "consumption, asthma, pneumonia, croup, hemorrhages and other fatal diseases" as well as hair tonics, flavoring extracts and cologne (*The Herald and Torch Light* 1877; *The Herald and*

Torch Light 1883). Based on his advertisements, S.F. Croft appears to have been most active in the last part of the 1870s and the first half of the 1880s.

Vessel G-0012 was a small a pharmacy bottle with a tooled patent finish and embossed with G-0012 bore embossing which read, "M.L. BYERS / DRUGGIST / HAGERSTOWN MD//W T & Co." (Photo 8.22). M.L. Byers began advertising in Hagerstown regional newspapers by about 1874 and was active until 1896 when the company was dissolved (*The Herald and Freedom Torch Light* 1874). The notice of dissolution in 1896 indicated that the company had been in business for 30 years, placing its inception in 1866 (*The Druggist Circular and Chemical Gazette* 1896). Vessel G-0012 was marked on the base with "W.T. & Co." This marking was produced by Whitall Tatum & Co., a producer of prescription glass. Based on the style and placement of the "W.T. & Co." mark the bottle was most likely produced between 1880 and 1895, making it the most recently produced bottle in the Feature 84 deposit (Lockhart et. al 2006). The presence of this bottle suggests that the abandonment of Feature 84 occurred at some point after 1880. The fourth bottle in the Feature 84 assemblage was a square rectangular bottle with inset panels, represented by a single fragment that was not temporally diagnostic.

Photo 8.22. Apothecary bottles recovered from Feature 84.

Five additional glass vessels were recovered from Feature 84: two jars and three containers. One vessel was a cylindrical shaped container with a mold seam that was made of aqua glass. Two other containers were made of pressed colorless glass. One of these containers, vessel G-0007, featured a vertical repeating rib pattern and was determined to be a likely tumbler. The other container was more fragmentary but was also thought to be a tumbler; it featured a molded star burst pattern on the exterior base. In addition to these three containers, both the lid and body of a jar, both aqua glass, were recovered. The body of the jar was mold blown and featured the fragmentary embossing "POR..." on its exterior face. The lid, vessel G-0009, was largely intact and was embossed "PATD.FEB 12 56 NOV 4 62 DEC 6 64 JUNE 9 68 SEP 8 68" on its exterior, thus dating its manufacture to 1868 or later (Photo 8.23).



Photo 8.23. Pressed glass jar lid (vessel G-0009).

All of the identifiable vessels in Feature 84 were related to apothecary or medical consumption rather than beverage consumption. The dates of the vessels in the Feature 84 deposit suggest that it was abandoned after Feature 70, but the similarity in deposited glass materials suggests continuity in the consumption patterns with regard to apothecary and medical products during the second half of the nineteenth century. It would seem that the bottle medicines on offer during the late 1870s through 1880s that ended up in Feature 84 were typically anti-inflammatory in nature, used on sore throats and coughs. This too is similar to the types of medicines observed in the slightly earlier Feature 70 deposits.

Chickenhouse

The final major grouping of bottles occurred around the chickenhouse in the northern yard of the house, which appears to have been used as a dumping area in the twentieth century. Surface collection resulted in the recovery of five bottles dating to the first quarter of the twentieth century. Vessels G-0013 and G-0014 were small mouth-

Photo 8.24. Collection of apothecary and medicine bottles recovered from around the chickenhouse.

threaded bottles made of colorless glass, cup molded, with Owen's scars on the base and screw top lips (Photo 8.24). Vessel G-0013 was oval shaped and embossed with "6777" on the base and vessel G-0014 was square shaped and embossed with the Owens Illinois mark and "14/4." Vessel G-0018 was similar in size to G-0013 and G-0014, but was made of an amber glass and was oval shaped with chamfered corners (see Photo 8.24). It too was produced in a cup mold and featured a small threaded mouth, Owens scar, and embossing on the base. The fourth bottle was a fragment of a colorless panel bottle with an Owen's scar, the Owens-Illinois mark and the embossing "...McNESS CO./...PORT, ILL." All of these bottles were produced after 1910, with latest having been produced c. 1929. All of these vessels were apothecary or medicinal.

Observations

The examination of the glass bottle assemblage raises several questions and highlights several patterns that require examination. First, the relative absence of olive glass or glass bottle/vessels in late eighteenth to early nineteenth century deposits such as those of AU 2 and AU 3 is notable as it may hint at consumption patterns in use on the farm at this time. During the late eighteenth and early nineteenth centuries, glass vessels, especially bottles, were a common feature of domestic sites in town and urban settings where people were largely dependent on products produced elsewhere. Farms during this early period were more self-sufficient, however, and would likely have produced more of their own consumables. During the Brumbaugh family occupation the farm boasted a substantial orchard and a cider press, and perhaps the family was making its own beverages and storing them in casks rather than bottles.

The second major trend observed is that the bottle types that do manifest in deposits and features on the farm, regardless of temporal association, tended to be exclusively apothecary or medicinal in nature. The fact that such bottles were principally the only glass bottles recovered does not inherently suggest a preoccupation with medicine or ailments, as the overall number of such vessels represented was fewer than 20 for a period spanning 1850 to the first half of the twentieth century. What this assemblage does indicate, however, is that while the farm may have been largely self-sufficient in terms of consumables, it was still dependent on the outside world for products such as medicines, which could not be easily fabricated domestically. The fact that such bottles only really began to appear in

deposits dating to the second half of the nineteenth century may suggest a change in preference from home remedies comprised of herbs and plants to more mass produced remedies.

Faunal

A total of 1,081 bones were examined from the contexts of the Brumbaugh-Kendle-Grove Farmstead site; of these, 14 were bone tools (4 buttons, 9 handles, and 1 comb) and the remaining 1,068 bones (weighing 3,206.6 g) were non-tools, or possible household foods refuse (Table 8.19). The analyzed material came from the four analytical units as well as the several features that had sealed deposits with a statistically significant deposit of faunal material. These included Feature 36 (early- to mid-nineteenth-century stone wall forming part of the Feature 34 complex), Feature 68 (undated post forming part of the Feature 34 complex), Feature 70 (mid-nineteenth-century midden, part of the Feature 34 complex), Featuare 85 (undated post, part of the Feature 34 complex), and Feature 94 (late nineteenth-century post). Of the non-tool bones, 79.9% of the number of identified specimens (NISP) and 95.5% of bone weight were mammal, 18.6% of NISP and 4.4% of bone weight were bird, 0.7% of NISP and 0.0% of bone weight were fish, and the remaining 0.8% of NISP and 0.1% of bone weight were unidentifiable (Table 8.19).

Table 8.19. Non-tool Bone by Animal Class

Animal Class	weight (g)	% weight	NISP	% NISP
Mammal	3063.4	95.5	853	79.9
Bird	139.9	4.4	198	18.6
Fish	0.5	0.0	7	0.7
Unidentified	2.8	0.1	9	0.8
Total	**3206.6**	**100.0**	**1067**	**100.0**

Mammals

Of the mammal bones recovered, 12.7% of NISP and 45.0% of bone weight were large mammals (Table 8.20). Cattle were the only species-identified large mammal. Just 1.2% of NISP and 1.0% of bone weight was categorized as medium/large mammal, while 74.0% of NISP and 50.4% of bone weight were medium mammals. Pig and sheep/goat were the only species-identified medium mammals in the assemblage. All sheep/goat bones were most likely sheep. Small mammals accounted for 12.2% of NISP and 3.6% of bone weight. Cat, rabbit, rat, and squirrel were the species-identified small mammals in the assemblage. The two species found in some abundance, but not thought to be representative of consumption include cat (8.91% NISP) and rat (6.93% NISP). The cat bones likely represent a pet or feral farm cat, and the rat general household vermin. Squirrel (2.97% NISP) may be representative of food, but also could be part of the natural background faunal collection of the area.

Table 8.20. Mammal Faunal Assemblage by Size Class

Mammal Size Class	weight (g)	% weight	NISP	% NISP
Large	1378.9	45.0	108	12.7
Medium/large	29.7	1.0	10	1.2
Medium	1543.2	50.4	631	74.0
Small	111.6	3.6	104	12.2
Total	**3063.4**	**100.0**	**853**	**100.1**

Birds

Of the bird bones in the faunal assemblage, 7.1% of NISP and 18.7% of bone weight were large bird (Table 8.21). Goose and turkey were the species-identified large birds in the assemblage. Medium birds constituted 91.9% of NISP and 81.1% of bone weight. Chicken and pigeon/dove were the species-identified medium birds in the assemblage. Just 1.0% of NISP and 0.1% of bird bone weight were small bird.

Table 8.21. Bird Faunal Assemblage by Size Class

Bird Size Class	weight (g)	% weight	NISP	% NISP
Large	26.2	18.7	14	7.1
Medium	113.5	81.1	182	91.9
Small	0.2	0.1	2	1.0
Total	**139.9**	**99.9**	**198**	**100.0**

Fish

Seven fish bones weighing a total of 0.5g were found in the faunal assemblage. None of these bones were species-identified.

Species

Of the 1,068 non-tool related bones examined, the overwhelming majority (71.63% NISP) was only identifiable to the class level (i.e., bird, mammal, or fish). The remaining 28.37% NISP of the non-tool assemblage could be positively identified to the species level (Table 8.22). This assemblage had an NISP of 303 and a weight of 1,326.5g. A total of 14 individual species were represented in the assemblage. Of this identifiable subset, pig constituted nearly 44% (NISP) of the assemblage. The next most commonly represented species was chicken, which constituted 23.10% of the NISP followed by cattle at 6.27% (NISP). Within this assemblage, nearly all of the identified species except for the cat, rat, and squirrel could be considered food domesticates. Cattle, pig, chicken, sheep, goat, and veal are all domestically raised species intended for consumption. Goose, dove, pigeon, rabbit, and turkey are potential

Table 8.22. Identified Species

Species	wt (g)	NISP	% of Grand Total
Cat	64	27	8.91%
Cattle	512.6	19	6.27%
Chicken	65.3	70	23.10%
Dove	0.3	1	0.33%
Goose	1.7	1	0.33%
Pig	598.4	133	43.89%
Pigeon/dove	0.5	1	0.33%
Rabbit	9.3	12	3.96%
Rat	7.6	21	6.93%
Sheep/goat	43.8	4	1.32%
Squirrel	4.3	9	2.97%
Turkey	17.6	4	1.32%
Veal	1.1	1	0.33%
Grand Total	**1326.5**	**303**	**100.00%**

domesticates but could also have been acquired via hunting as could small mammals such as squirrel. In terms of percentage of food related species, ignoring pets and rats domesticates composed about 89% (NISP) of the identified species, 7% were possible domesticates, and 4% were undomesticated species. This would seem to suggest that the diet of the farm was largely based on domesticated species with only a minor supplement from possibly domesticated and wild species. The frequent occurrence of pig bones in the Brumbaugh-Kendle-Grove Farmstead site faunal assemblage correlates well with the documentary sources, which show that in the nineteenth century the raising of pig was an important part of the domestic economy of the farm (U.S. Census 1850c, 1860c, 1870b, 1880b). While many of the pigs were raised for sale, they also appear to have been the primary component of the domestic diet as well. Chicken also appears to have been a staple food based on the available faunal data, though to a lesser extent than pig. Surprisingly, cattle did not constitute a particularly large portion of the identified assemblage. It is important to remember, however, that these numbers and percentages are only reflective of the identified species, not the overall faunal assemblage. As shown in Table 8.20 above, the NISP for large or medium/large mammals was 118. While only 19 of these large mammal bones could be identified as cattle, it is reasonable to suppose, given the identified species, that the remaining 99 large mammal bones likely also came from cattle as they are the only large mammal species represented in the assemblage. Given the greater number of possible medium mammal species, a

similar assumption cannot be made about the medium sized unidentified faunal material. Still, the percentage of identified pig in the assemblages seems to suggest that it was quite important to the domestic economy and the diet of the farmstead.

The dietary trends seen in the Brumbaugh faunal assemblage seem to fit into a larger dietary trend among German-American farmers in the nineteenth century. Such a dietary trend has been observed on other nineteenth-century German-American farms such as the Gibbs Farm in eastern Tennessee. On the Gibbs farm the faunal assemblage revealed that, across all occupation periods, domestically raised animal resources accounted for at least 75% of the total faunal assemblage suggesting a heavy reliance on farm-raised protein sources (Groover 2005). The Gibbs farm assemblage also seems to indicate that the family's diet was heavily reliant on pig, it being the cornerstone of their diet, supplemented to a lesser degree by cow and chicken (Groover 2005). This trend seems to manifest on the Brumbaugh-Kendle-Grove farm as well, with little diachronic change in the diet over the span of occupation and a heavy reliance on pig. This seems to suggest that the Brumbaugh-Kendle-Grove households were participating in a pig focused subsistence strategy that was widely employed across the Upland South region (Peres 2008).

Analytical Units

The distribution of faunal remains across the site both temporally and spatially was examined by looking at the AUs (broken down by site area) and key features from which the material was recovered (Table 8.23). Overall the bulk of the recovered bone came from the AUs, with very limited quantities of faunal material from feature contexts. AU 1 contained the highest volume of faunal material (45% NISP); AU 2 contained the next highest concentration (37% NISP); AU 3 comprised 16% (NISP), and AU 4 contained less than 1% (NISP). The remaining 2% (NISP) was accounted for by feature deposits.

Table 8.23. Species Breakdown by Provenience

	Sum of NISP by provenience									
Species	**AU 1**	**AU 2**	**AU 3**	**AU 4**	**Fea. 36**	**Fea. 68**	**Fea. 70**	**Fea. 85**	**Fea. 94**	**Grand Total**
Cat	17	2	8							27
Cattle	4	9	1	2			1			18
Chicken	20	26	20				3			70
Cow	1									1
Dove	1									1
Goose	1									1
Pig	47	64	13	2		1	2		3	133
Pigeon/dove	1									1
Rabbit	6	3	3							12
Rat	4	1	16							21
Sheep/goat	3	1								4
Squirrel	1	1	7							9
Turkey	2	1	1							4
Unidentified	4	2	3							9
Unidentified fish	1		6							7
Unidentified large bird	6	3								9
Unidentified large mammal	32	51	5						1	89
Unidentified medium bird	40	40	20	1			3	1		105
Unidentified medium mammal	247	182	64		1		3			499
Unidentified medium/large mammal	7	3								10
Unidentified small bird	2									2
Unidentified small mammal	24	4	7							35
Veal	1									1
Grand Total	**472**	**393**	**174**	**5**	**1**	**1**	**12**	**1**	**4**	**1068**

In AU 1, the bulk of the assemblage was clustered within Areas 2 and 4 in the west and south lawns of the house (Table 8.24). Both of these locations contained a high concentration of medium mammal bone, a lesser component of medium bird, and a minor component of large mammal, likely cattle. In Area 3 in the northwest yard by the summer kitchen the assemblage was almost exclusively medium mammal. These deposits date from the mid–late nineteenth century through the twentieth century. The bulk of the AU 1 assemblage in Area 2 (to the west of the kitchen area of

the house) comprised unidentified medium mammal (24% of AU 1 overall); this was combined with the presence of unidentified large mammal, medium bird, pig, and chicken. Of the identifiable material in AU 1, Area 2, pig dominated, followed closely by chicken, with limited representation from cattle, sheep, and goose.

Table 8.24. AU 1 Faunal Assemblage by Species and Spatial Area

	Area 2		Area 3		Area 4		Strip blocks		Total	
Species	**NISP**	**NISP %**	**NISP**	**NISP %**	**NISP**	**NISP %**	**NISP**	**NISP %**	**NISP**	**NISP %**
Cat		0%		0%	17	4%		0%	17	4%
Cattle	2	0%	1	0%	3	1%		0%	5	1%
Chicken	9	2%		0%	6	1%	6	1%	21	4%
Dove		0%		0%	1	0%		0%	1	0%
Goose	1	0%		0%		0%		0%	1	0%
Pig	21	4%	5	1%	16	3%	6	1%	48	10%
Pigeon/dove		0%		0%	1	0%		0%	1	0%
Rabbit		0%		0%	5	1%	1	0%	6	1%
Rat		0%		0%	3	1%	1	0%	4	1%
Sheep/goat	1	0%		0%	2	0%		0%	3	1%
Squirrel		0%		0%	1	0%		0%	1	0%
Turkey		0%		0%	1	0%	1	0%	2	0%
Unidentified	1	0%		0%	3	1%		0%	4	1%
Unidentified fish	1	0%		0%		0%		0%	1	0%
Unidentified large bird		0%		0%	5	1%	1	0%	6	1%
Unidentified large mammal	20	4%		0%	11	2%	1	0%	32	7%
Unidentified medium bird	20	4%		0%	15	3%	5	1%	40	8%
Unidentified medium mammal	114	24%	14	3%	111	23%	10	2%	249	52%
Unidentified medium/large mammal	3	1%		0%	4	1%		0%	7	1%
Unidentified small bird		0%		0%	2	0%		0%	2	0%
Unidentified small mammal	3	1%		0%	19	4%	2	0%	24	5%
Veal		0%		0%	1	0%		0%	1	0%
Grand Total	**196**	**41%**	**20**	**4%**	**227**	**48%**	**34**	**7%**	**477**	**100%**

Area 4 of AU 1, the south yard off the kitchen, was similarly dominated by medium mammal, which comprised 23% of the overall AU 1 sample (Table 8.24). Here too, pig was the largest portion of the identified faunal material with representations of chicken, cattle, and rabbit. This congruence between the assemblages in Area 4 and Area 2 of AU 1 suggests that they may have been part of the same deposition or overall midden.

Area 4 generated a high volume of cat bones, with the highest concentration coming from TU 39. Based on the types of bones recovered, a single cat was likely represented. There was an unexplained earthen pit feature (Feature 39) in TU 39 that could potentially have been a pet burial; this is unlikely, however: the cat bones were not found directly within the feature cut. The more likely possibility is that this was not a pet but a feral farm cat that perished and was dispersed by subsequent scavenging as indicated by the presence of rodent gnaw marks on several of the bones. While much of the cat skeleton came from AU 1 deposits, at least 7 bones were found in the deeper deposits of AU 3 in TUs 39 and 29. If the cat skeleton is temporally contemporaneous with AU 3, the superstructure above the Feature 6 foundation would have been extant at the time the bones were deposited, arguing against interment. A conundrum, therefore, exists with regard to how the cat arrived in the location it did. A potential explanation is that a cat found its way beneath the floor of the Feature 6 superstructure, possibly chasing vermin or rodents, became stuck, perished, and was exposed to rodent activity. In this scenario, Feature 39 may have been a rodent burrow, possibly the route of ingress for the cat. The cat carcass would have been sealed below a floor that prevented the accumulation of new soil so that it remained only partially buried. When the Feature 6 superstructure was razed and the area graded, the skeleton was partially incorporated into the demolition deposits of AU 1.

The faunal assemblage for AU 2 was principally concentrated in Area 2 on the west side of the dwelling (Table 8.25). This area accounted for 88% (NISP) of the total faunal collection for this AU, suggesting that in the late eighteenth through early nineteenth centuries, at least, the kitchen midden was localized to the west of the dwelling. In this location, the assemblage was dominated by unidentified medium mammal remains, which accounted for 44% (NISP) of the AU 2 assemblage. Cattle accounted for 2% (NISP) of the total AU 2 assemblage, and unidentified large

mammal another 11% (NISP). As was previously discussed, however, the unidentified large mammal was almost certainly representative of cattle, rendering the total contribution of cattle closer to 13% (NISP) of the AU 2 assemblage. Remains related to pig accounted for 15% (NISP) of the overall AU 2 assemblage, though it is likely that much of medium mammal bone (41% NISP of AU 2) were also related to this species as only one bone was identified as sheep/goat, the only other identified medium mammal. If this is indeed the case, then pig accounted for more than half of the overall AU 2 assemblage. The remainder of the assemblage was accounted for principally by unidentified medium bird (10% NISP) and chicken (6% NISP). It would appear that the utilization of pork was the dominant meat in this earlier period, though the contribution of cattle and birds, principally chicken, was slightly more prevalent in this time period.

Table 8.25. AU 2 Faunal Assemblage by Species and Spatial Area

	Area 1		Area 2		Area 4		Strip block		Total	
Species	**NISP**	**NISP %**	**NISP**	**NISP %**	**NISP**	**NISP %**	**NISP**	**NISP %**	**NISP**	**NISP %**
Cat		0%		0%	2	1%		0%	2	1%
Cattle		0%	9	2%		0%		0%	9	2%
Chicken		0%	22	6%		0%	4	1%	26	7%
Pig		0%	58	15%	3	1%	3	1%	64	16%
Rabbit		0%	2	1%	1	0%		0%	3	1%
Rat		0%		0%	1	0%		0%	1	0%
Sheep/goat		0%	1	0%		0%		0%	1	0%
Squirrel		0%	1	0%		0%		0%	1	0%
Turkey		0%		0%		0%	1	0%	1	0%
Unidentified		0%	2	1%		0%		0%	2	1%
Unidentified large bird		0%	3	1%		0%		0%	3	1%
Unidentified large mammal		0%	44	11%	1	0%	6	2%	51	13%
Unidentified medium bird	1	0%	38	10%		0%	1	0%	40	10%
Unidentified medium mammal	4	1%	162	41%	5	1%	11	3%	182	46%
Unidentified medium/large mammal		0%	2	1%		0%	1	0%	3	1%
Unidentified small mammal		0%	3	1%	1	0%		0%	4	1%
Grand Total	**5**	**1%**	**347**	**88%**	**14**	**4%**	**27**	**7%**	**393**	**100%**

AU 3 was located in Area 4, the south yard in and around the Feature 6 foundation. Here too medium mammal constituted the majority of the assemblage, followed by medium bird (Table 8.26). This was paralleled, albeit to a lesser extent, in the identified faunal material by the relatively high occurrence of pig and chicken. The deposits in this location seem to roughly keep to the observed trends in AU 2, which is contemporaneous with the AU 3 deposits. AU 3 contained some non-food related species as well, most notably the cat remains discussed above. Most of the rat and squirrel bones were found exclusively in Area 4, principally in contexts included in AU 3. The high presence of rodents in association with deposits related to a structure is not wholly unexpected as human occupation often attracts such species, but the fact that their remains were largely relegated to Area 4, within and around the Feature 6 foundation, suggests that the structure may have been housing more than just people. A higher incidence of vermin in the area in and under the house foundation may suggest that rodents were living within the footprint of the structure.

Table 8.26. AU 3 Faunal Assemblage by Species and Spatial Area

	Area 4		Strip block		Total	
Species	**NISP**	**NISP %**	**NISP**	**NISP %**	**NISP**	**NISP %**
Cat	8	5%		0%	8	5%
Cattle	1	1%		0%	1	1%
Chicken	20	11%		0%	20	11%
Pig	12	7%	1	1%	13	7%
Rabbit	3	2%		0%	3	2%
Rat	16	9%		0%	16	9%
Squirrel	7	4%		0%	7	4%
Turkey	1	1%		0%	1	1%
Unidentified	3	2%		0%	3	2%
Unidentified fish	6	3%		0%	6	3%
Unidentified large mammal	5	3%		0%	5	3%

Table 8.26. AU 3 Faunal Assemblage by Species and Spatial Area

	Area 4		Strip block		Total	
Species	**NISP**	**NISP %**	**NISP**	**NISP %**	**NISP**	**NISP %**
Unidentified medium bird	20	11%		0%	20	11%
Unidentified medium mammal	63	36%	1	1%	64	37%
Unidentified small mammal	7	4%		0%	7	4%
Grand Total	**172**	**99%**	**2**	**1%**	**174**	**100%**

The faunal contribution of AU 4 was considerably limited, being composed of just 5 bones: 2 pig, 2 cow, and 1 chicken. This AU comprised the two contexts, contexts 92 and 93 that formed the interior rooms of Feature 34. Given the low volume of faunal remains associated with the two contexts comprising AU 4, the interpretation of this material makes more sense when considered spatially as part of the Feature 34 complex as identified in Chapter 7. This brings additional faunal material into consideration including the piece of medium mammal bone was recovered from Feature 68 (historic post associated with Feature 34), the fragment of unidentified medium bird bone from Feature 85 (post within Feature 34). Feature 70, a part of the Feature 34 complex located to the west of the Feature 34 foundation, included an additional 12 bones, which included chicken, pig, and cow. Two of these bones in Feature 70 were identified as pig teeth, which are not inherently indicative of consumption, as animals can lose teeth while alive. The remaining bones included one piece of sawed cow femur, a variety of chicken bones, and some medium mammal vertebrae, likely pig. Including these three associated features, the overall NISP of AU 4 as part of the Feature 34 complex associated deposits includes 21 bones. While this assemblage shows that animal remains were being utilized in this location, the low volume of material seemingly suggests that this was not a site of substantial domestic occupation. Feature 70, the midden associated with the Feature 34 structure was small and the volume of faunal material such that it could easily be accounted for by one or two meals deposited with the rest of the feature fill as trash. There is, therefore, limited evidence within the faunal assemblage for substantial domestic midden in association with the Feature 34 foundation in the west yard as nothing approaching the volume of material seen in AU 2 was encountered. It is important to note that there is a sampling bias relative to the comparison of the Feature 34 complex and AU 2. AU 2 was excavated stratigraphically during a Phase II excavation, while the Feature 34 complex was encountered during mechanical stripping of plowzone. The AU 2 deposit was undisturbed, while the Feature 34 complex was located in a plowed field that had suffered disturbance over time. The differences in site formation process and excavation may account for some of the lack of faunal material from this location. Even so, the limited number of faunal material recovered from the associated midden, Feature 70, seems to suggest that this area was not a hub of domestic activity.

Meat Cuts

The ability to identify cuts of meat was limited given the fragmentary nature of material recovered. Where possible, cuts of meat were based on classifications illustrated by Sarah Josepha Hale in her 1839 book *The Good Housekeeper* (Figure 8.12). These classifications were used as the basis for determining likely cuts of meat from material represented in the faunal assemblage. Based on these classifications it was only possible to determine the cuts of meat for a subset of the faunal assemblage.

Pork was represented by the highest volume of cuts, with 81 different cuts being identified as compared to 22 for beef and 4 for lamb (Table 8.27). While some trends such as the higher level of pork leg cuts in the AU 2 assemblage can be observed, it was the absence of certain cuts of meat that was most telling. In virtually all meat types across all AUs, the cuts found in the faunal collection were related to the limbs and heads of animals with virtually no representation of portions in the mid-torso. Virtually no rib cuts were present in the assemblage, and a disproportionate number of legs were present. Rib bones are fairly robust and are likely to survive archaeologically, so their absence suggests intentionality. The cuts of meat that were missing from the assemblage were sides of ribs, hind loins, and belly cuts across all species. These cuts all have one thing in common, principally that they were large and profitable to sell either fresh or smoked.



Figure 8.12. Cuts of meat (Hale 1839): Lamb - 1. Leg, 2. Shoulder, 3. Loin – Best End, 4. Loin – Chump End, 5. Neck – Best End, 6. Breast, 7. Neck-Scrag End. Note. A Chine is two Loins: and a Saddle is tow Loins, and tow necks of the Best End (Hale 1839). Pork - 1. Leg, 2. Hind Loin, 3. Fore Loin, 4. Spare Rib, 5. Hand, 6. Belly or Spring (Hale 1839). Beef - 1. Sirloin, 2. Rump, 3. Edge Bone, 4. Buttock, 5. Mouse Buttock, 6. Leg, 7. Thick Flank, 8. Veiny Piece, 9. Think Flank, 10. Fore Rib, 11. Middle Rib, 12. Chuck Rib, 13. Brisket, 14, Shoulder or leg of Mutton Piece, 15. Clod, 16, New or Sticking Piece, 17, Shin, 18, Cheek.

Table 8.27. Cuts of Meat by AU

Meat Type and Cut	AU 1	AU 2	AU 3	AU 4	Total
Beef (cattle)	**5**	**3**	**1**	**1**	**10**
Clod or shin (15, 17)	1	1			2
Edge (3)				1	1
Leg (6)	1				1
Shin (17)	3	2	1		6
Likely Beef (Unid large mammal)	**1**	**8**	**3**		**12**
Clod or shin (15, 17)		1			1
Head (18)			1		1
Leg or shin (6, 17)	1	1			2
Rib cut (10, 11, 12)		2	1		3
Shin (17)		1			1
Sirloin (1)		2	1		3
Sirloin or loin, best end (1)		1			1
Pork (pig)	**29**	**41**	**11**		**81**
Feet (5)	18	18	9		45
Hand (5)	2	4	1		7
Head	3	7			10
Leg (1)	6	12	1		19
Lamb/Mutton (Sheep/goat)	**3**	**1**			**4**
Breast (6)		1			1
Head	1				1
Leg (1)	2				2
Grand Total	**38**	**53**	**15**	**1**	**107**

***Faunal material that was only represented by teeth are not included unless part of a jaw or skull as teeth are not indicative of a particular cut of meat. Numbers in parentheses next to meat cut type correspond to the graphic Figure 8.12.**

The pork cuts represented in the Brumbaugh-Kendle-Grove Farmstead site assemblage, in modern parlance, included ham, ham-hock and trotters, and pig head. These cuts of pork also smoke well and can be kept for a long time to provide food for domestic consumption. Of the beef represented, most of the meat came from the leg or shin, a cut currently known as beef shank, a slightly tougher cut that is best when slow cooked to break down some of the tougher muscle fiber.

Based on these overarching observations about the types of cuts present and absent, some conclusions about the domestic economy of the farmstead can be posited. The meatier and larger cuts found in an animal's torso were likely harvested and sold, resulting in their absence from the faunal record. This material would have been consumed off-site so would not manifest archaeologically. The somewhat less desirable cuts were kept and eaten on the farm itself, likely first having been preserved via smoking. The high occurrence of ham (leg) cuts, a commonly smoked part of a pig, suggests that this was likely an important staple of the diet on the farmstead. The ham hocks and trotters also appear to have been domestically consumed parts of the pig. Of the beef, the overwhelming majority of the cuts related to the legs commonly referred to now as beef shank. This type of meat is commonly slow cooked or stewed, so it is likely such meals were part of the farmstead diet. That is not to say that the farm's occupants only consumed less profitable cuts, as sirloin is represented in the cattle cuts. Overall, however, the farm's occupants seemed to find a way to both feed themselves amply and still successfully monetize their livestock via meat production for sale.

Small Finds

The Brumbaugh-Kendle-Grove Farmstead site had a large range of small finds and personalized items. These items included beads, buckles, buttons, jewelry, combs, a mirror, clothing, sewing items, writing materials, figurines, toys, smoking pipes, and tools. These items were spread throughout the various STPs, TUs, and strip trenches.

Beads

Five beads, three of which were not modern, were found on the site. All three of the beads were made of glass. Bead 96.23 was a molded, colorless hexagonal bead; bead 77.18 was a wire-wound milk glass bead, and bead 96.1 was a colorless free blown bead. Beads 96.23 and 77.18, which were found in Area 2, within AU 1, were large in size. Bead 350.96, which was smaller and could have been used for embroidery, was found in TU 46 along the southern wall of the dwelling house (Area 4).

Buckles

There were 18 different buckle/buckle fragments found at the Brumbaugh-Kendle-Grove Farmstead site (Table 8.28). The types of buckles recovered included three belt buckles, one belt/harness buckle, three harness buckles, four knee/garter/stock buckles, one bib overall buckle, and six shoe buckles. Twelve of the 18 buckles recovered came from AU 1 contexts, three from AU 2 contexts, two from association with cobbled path features, and one from a builder's trench along the north extension to Feature 6. Buckles were found in Areas 2, 3, and 4 with the highest concentration coming from Area 2 in the western lawn of the farmhouse. All of the buckles found in association with AU 2 were composed of copper alloy and dated by form to the eighteenth century. The buckles from the AU 1 deposits were far more varied in material type with a substantial number being made of iron or steel. The buckles found in AU 1 deposits spanned a wide range of time periods from the eighteenth century (FS 201.1, FS 76.9, FS 90.85) to the late nineteenth and twentieth centuries (FS 177.7 and FS 18.22). The wide date range from the material in AU 1 suggests that Contexts 13 and 14, which make up the bulk of the deposit, included material from earlier eighteenth-century deposits, suggesting grading and mixing episodes.

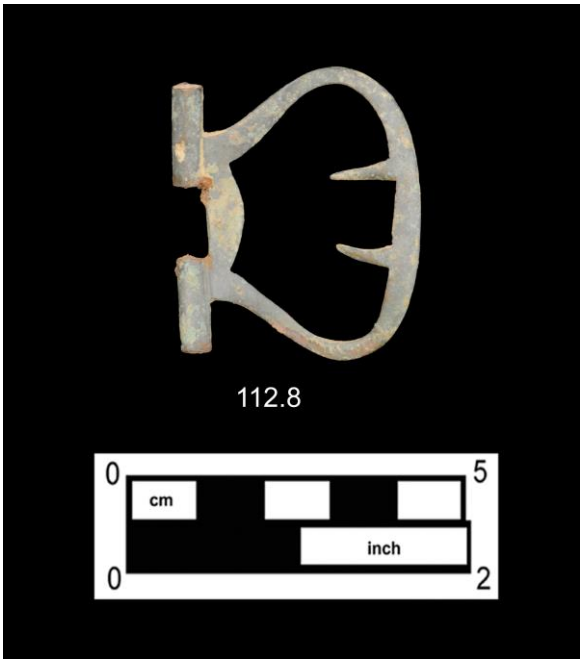

Photo 8.25. Copper alloy shoe buckle.

The buckles made of copper alloy included belt (n=3), knee/garter (n=2), and shoe (n=3) buckle forms. Those buckles made of iron or steel included belt (n=1), harness (n=3), knee/garter/stock (n=2), bib overall (n=1), and shoe (n=1). Shoe buckles were split evenly between copper alloy and iron, though some of the iron shoe buckles displayed

evidence of having been plated with other metal to give them a more lustrous appearance such as that of copper alloy, suggesting that copper alloy was a more desirable fashion. The bulk of the harness buckles, those likely associated with horse tack, were principally composed of iron. Apart from one modern example, belt buckles also appeared to materially favor copper alloy. Knee/garter/stock buckles forms were evenly split between copper alloy and iron/steel construction material. Temporally, the buckles dating to the eighteenth century were principally made of copper alloy, though there was one iron knee/stock buckle dating to this earlier period. By contrast, later nineteenth-century and undatable buckle forms tended to be made of iron or steel.

Table 8.28. Types of Buckles at the Brumbaugh-Kendle-Grove Farmstead Site

FS #	Feature	Context	AU	Material	Identification	Dates	Citation
112.8		21B	2	Copper alloy	"loop chape with double spike"; typically used on shoes	1720s–1770s	Marshall 1986:17–18
357.9	74			Copper alloy	D-shaped "cast tube and tongue" three-prong garter/knee buckle	c. 1660–1790s, but "cast tube and tongue" was more common after 1750	Marshall 1986:17–20; White 2005:33
202.1		Surface	1	Iron or steel pin and tongue; iron frame with plating	shoe buckle missing its chape but with pitchfork tongue intact	1720–1790s	Marshall 1986:17–20
128.2		14	1	Copper alloy	likely shoe buckle frame fragment		
268.5		16	2	Copper alloy	shoe buckle frame fragment with pin terminal	1700s	Marshall 1986:17–18; White 2005:33
1.4		Surface	1	Copper alloy	square single-frame (belt or harness) buckle		
76.9		13	1	Iron or steel	rectangular double-frame knee or stock buckle fragment with stud chape	1720s–1790s	Marshall 1986:17–20; White 2005:33
255.119		21B	2	Copper alloy	rectangular single-frame knee buckle frame	1720s–1790s	Marshall 1986:17–20
189.10		13	1	Iron or steel	rectangular or D-shaped single-frame harness buckle fragment with single-prong tongue		
298.6	81			Iron or steel	square single-frame harness buckle with single-prong tongue		
351.10		46		Iron or steel	square single-frame harness buckle with single-prong tongue		
90.85		14	1	Iron or steel	D-shaped "cast tube and tongue" two-prong garter/knee buckle	c. 1660–1790s, but "cast tube and tongue" was more common after 1750	Marshall 1986:17–20
122.29		33	1	Iron or steel	Small rectangular double-frame shoe buckle with single-prong tongue; may pair with 102.10		Marshall 1986:15–18
102.10		21A	1	Iron or steel	Small rectangular double-frame shoe buckle fragment; may pair with 122.29		Marshall 1986:15–18
18.22		13	1	Iron or steel	Bib overall button loop fragment	1874–present	Hemken 1993:24
177.7		14	1	Iron or steel	Modern belt buckle component (?)	Modern	
162.94		13	1	Copper alloy	Trapezoidal double-frame (belt or strap?) buckle with single-prong tongue		
168.20		13	1	Copper alloy	Double-frame buckle (belt or strap?) fragment		

Buttons

Buttons constituted the largest small find group at the Brumbaugh-Kendle-Grove Farmstead site. In total there were 140 buttons within AUs and features (Table 8.29). The most common button material was copper alloy, which accounted for 46% (n=65) of the total button assemblage. Porcelain buttons formed the next largest category at 21% (n=29), with shell buttons following close behind with 15% (n=21) of the overall total. Only 9% (n=13) of the assemblage was composed of bone buttons. The quantity of buttons found in the four analytical units varied considerably. The bulk of the button assemblage was recovered from AU 1, which contained 57% of the total number of buttons recovered. By contrast, AU 2 only contained 14% of the total number of buttons, AU 3 contained only 3 buttons, and AU 4 contained no buttons at all. Buttons recovered from features accounted for 26% of the button assemblage. AU 1 deposits show the greatest variability of button materials, while the buttons in AUs 3 and 3 were almost entirely copper alloy.

Table 8.29. Buttons by Material Type and Analytical Unit

Material	AU 1	AU 2	AU 3	AU 4	Fea./Surface	Total
Bone	8				5	13
Copper Alloy	31	19	2		13	65
Indeterminate	1					1
Iron	4					4
Plastic	1				1	2
Porcelain	16		1		12	29
Rubber	1					1
Shell	17	1			3	21
White Metal	1				3	4
Total	**80**	**20**	**3**		**37**	**140**

Bone Buttons

The bone button assemblage consisted of 13 individual buttons, 8 of which were recovered from the late nineteenth-century deposits of AU 1. Most of the bone buttons were four-holed (Table 8.30; Photo 8.26). The only two features to contain bone buttons were Features 81 and 14. Feature 14, a post hole within the Feature 6 foundation, contained a single one-holed bone button—an early form consistent with the early nineteenth-century date of the foundation. Feature 81 contained one small one-holed button and one 4-holed button. These two buttons were found in association with a flagstone path feature in the north lawn, suggesting accidental loss.

Table 8.30. Types of Cut/Carved Bone Buttons

Cut/Carved Bone Button Types	Count
4-hole button	5
5 hole button, appears to have been miss-drilled	1
Flat button with one-hole sew-through.	2
Heavily burned bone button.	1
2-hole, disc shaped (small)	1
4-hole button (small)	1
4-hole with sunken panel (small)	1
One-hole button (small)	1
Grand Total	**13**



Photo 8.26. Four-holed carved bone button with sunken panel.

Porcelain Buttons

Similar to bone buttons, the highest concentration of pressed porcelain buttons occurred in AU 1 (n=16). Most of these were white, 4-holed, Prosser buttons. AU 3 contained one porcelain button, and AUs 3 and 4 had none (Table 8.31; Photo 8.27). Porcelain buttons were also represented in three features (Features 70, 74, and 84) dating to the latter half of the nineteenth century. Prosser buttons were produced as early as 1840, so their nearly ubiquitous association with later deposits on the Brumbaugh-Kendle-Grove Farmstead site may be indicative of consumer choice rather than availability. As with the bone buttons, the porcelain buttons were largely utilitarian and inexpensive

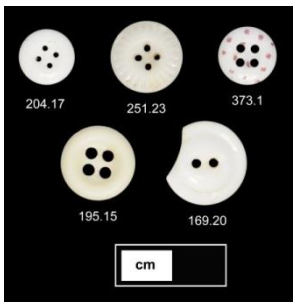

Photo 8.27. A collection of porcelain buttons.

Table 8.31. Pressed Porcelain Button Types by Analytical Unit/Feature

Pressed porcelain button types	Count
Analytical Unit 1	**16**
Black two hole domed center tire	1
White - Prosser - Four-hole - Tire shaped	3
White - Prosser - Four-hole saucer	11
White - Prosser - Two-hole tire shaped	1
Analytical Unit 3	**1**
White – Four-hole pie crust	1
Feature 70	**3**
White - Prosser - Four-hole - Tire shaped	1
White - Prosser - Four-hole saucer	1
Black - Prosser - Two-hole tire shaped	1
Feature 37	**1**
Painted with small purple dots, no particular pattern, Prosser saucer button with four holes.	1
Feature 74	**2**
White - Prosser - Four-hole inkwell	1
White - Prosser - Four-hole saucer	1
Feature 84	**1**
White - Prosser - Four-hole saucer	1
Surface Finds	**5**
White - Prosser - Four-hole saucer	4
White - Prosser - Two-hole - fish eye style	1
Total	**29**

Synthetic

Buttons made of synthetic material were not common on the Brumbaugh-Kendle-Grove Farmstead site, and only three examples were recovered (Table 8.32). All of these came from either AU 1 or the surface—relatively modern contexts—and were diagnostic of the twentieth-century usage of the farm. The one older synthetic was a two-holed hard rubber button that was produced as early as the mid-nineteenth century.

Table 8.32. Synthetic Button Types

Synthetic button types	Count
Analytical Unit 1	**2**
Twentieth century plastic, button with flower design impressed on it, three petals, two holes	1
Two-hole hard rubber button	1
Surface	**1**
Four-hole white plastic button.	1
Total	**3**

Shell Buttons

Shell buttons, like bone and porcelain, were concentrated in AU 1 (n=16), evenly divided between normal shell and mother of pearl (Table 8.33; Photo 8.28). Unlike the bone and porcelain buttons, most of the shell were two-hole button forms as opposed to four-hole. Shell being more brittle than porcelain, two-hold construction is more common. While porcelain button forms were entirely absent from AU 2, two shell buttons were located in those contexts though they represent a negligible portion of that assemblage. Only Feature 96 contained a shell button, but this button was of the shanked variety, not the two or four-holed variety encountered elsewhere. The presence of this button in a likely flower bed feature suggests that this button was lost during the act of gardening.

Table 8.33. Shell Button Types by Analytical Unit/Feature

Shell Buttons types	Count
Analytical Unit 1	**17**
Four-hole shell button.	1
Two-hole mother of pearl fisheye button.	4
Two-hole shell button.	4
Four-hole mother of pearl button	2
Shell collar button with copper alloy back.	1
Four-hole tire shell button	1
Two-hole mother of pearl button	4
Analytical Unit 2	**1**
Two-hole mother of pearl button	1
Two-hole shell button.	1
Feature 96	**2**
Plain shell button missing the shank.	1
Surface	**1**
Two-hole mother of pearl button	1
Grand Total	**21**

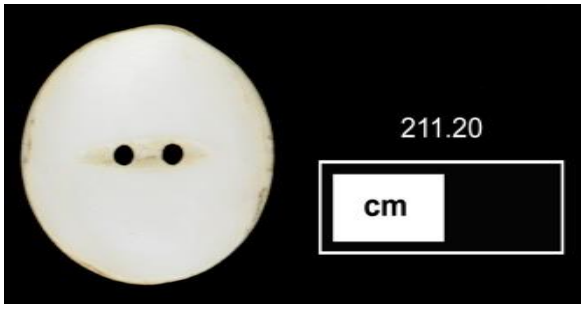

Photo 8.28. An example of a shell button.

Copper Alloy Buttons

Copper alloy buttons accounted for just over 46% (n=65) of the total button assemblage on the site, making them the most common type of button encountered (Table 8.34). While the general category was common there was a great variety of button types, styles, and designs. Whereas porcelain buttons were typically plain and white and shell buttons largely featureless, copper alloy buttons came in a variety of shapes and sizes with myriad decorative motifs (Photo 8.29). While decorative variety was certainly a feature of copper alloy buttons, 64% (n=42) of the recovered copper alloy buttons were plain or unadorned.

Table 8.34. Copper Alloy Buttons by Manufacturing Technique/Decoration by Provenience

Manufacture/decoration	AU 1	AU 2	AU 3	F. 15	F. 40	F. 70	F. 74	F. 95	F. 96	Other	Total
Cast	**11**	**6**	**1**	**1**	**1**	**1**	**1**		**3**	**2**	**27**
Black	1										1
Engine Turned - Floral										1	1
Gilded	1										1
Indeterminate	1										1
Molded Pattern	2				1						3
Plain	6	6	1	1		1	1		2	1	19
Silver Plating									1		1
Indeterminate	**14**	**12**	**1**					**1**		**3**	**31**
Checkered design										1	1
Etched										1	1
Indeterminate	1	1									2
Molded Pattern	4										4
Plain	7	11	1					1		1	21
Stamped - Floral	1										1
Stamped - Geometric Pattern	1										1
Stamped	**6**	**1**									**7**
Gilded - Stamped design		1									1
Molded Pattern	1										1
Plain	3										3
Stamped	1										1
Stamped - Lettering	1										1
Grand Total	**31**	**19**	**2**	**1**	**1**	**1**	**1**	**1**	**3**	**5**	**65**



Photo 8.29. Examples of copper alloy buttons. A glided stamped button with wire loop shank and a stamped circle with sunburst patter on the face (172.12); slightly domed, disc shaped button with loop shank (98.5); likely cast copper alloy button with an engine turned pattern of a single flower with double ring at the center (231.1); button with missing shank featuring molded pattern with branches and lines (162.95); domed button with wire hoop attachment, molded pattern of a square with a floral design on its interior (101.41); plain loop shank button (79.10).

The highest concentration of copper alloy buttons came from deposits associated with AU 1. Copper buttons in this AU principally came from the south and west lawns. In AUs 2 and 3, temporally contemporaneous groups, the vast majority of copper alloy buttons came from AU 2, along the west side of the house. The dearth of copper alloy buttons in AU 3 may relate to the fact that the deposits were likely beneath a floor in the functioning building. AU 2, by contrast, contained 19 buttons. TUs 7, 20, 17, and 16 all featured high concentrations of buttons, clustered in a relatively small area along the western flank of the standing structure. None of the TUs in AU 1 (the later deposits) contained more than one button each. The high density of buttons found in the spatially and temporally discrete area of AU 2 (late eighteenth and early nineteenth centuries deposits on the west side of the house) suggests that this was a location where button loss was common. It is possible that this location was used for an activity such as washing, drying, or garment repair. Another button-rich deposit was Feature 96, a likely flower bed cut through the cobbled pathway on the south side of the house, which yielded 3 buttons.

Several copper allow buttons stand out for their decorative elements. A metal cufflink featured a Masonic square and compass symbol, two circles above the compass, a trowel

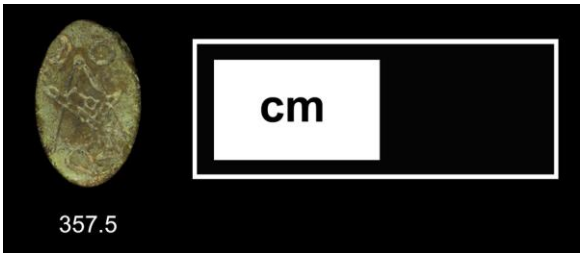

Photo 8.30. Cufflink with masonic motif.

symbol below the compass, a triangle with a circle attached at the top which could be an eye symbol, and another symbol within the square and compass that could be a wishbone (Photo 8.30). This cufflink was found on the surface of the Feature 74 path in strip block F. The only member of the Brumbaugh family known to have been associated with the Freemasons was U.S. Brumbaugh, who was listed as a member of the Itherial R.A. Chapter, No. 27 in Hagerstown. This chapter lived a short life, having been founded on November 11, 1872, and having its charter arrested on November 14, 1877 (Schultz 1884:557). This small stud collar or cuff button is a tangible link to U.S. Brumbaugh.

One of the most interesting items was a shank button made of a 1789 George Washington inaugural medal. This artifact was located in Area 2 to the rear of the farmhouse. This item was recovered from Context 14 making it part of AU 1. The button face featured the initials of the first 13 colonies on its outer ring, while the inner ring proclaimed, "LONG LIVE THE PRESIDENT" surrounding the elegantly scripted initials "GW" within (Photo 8.31). According to Fulau and Fuld (1985:239), the token was produced in 1789 (also pictured in Albert [1976:388-389]) as a commemorative ornament for the inauguration of George Washington as the first president of the United States of America. The Quaker Brumbaugh family was not actively involved in the fight for American independence, but the presence of this medal suggests that they at least supportive of the new United States government. This button would have been worn as a coat button, and given its ornate nature was designed to make a statement. It has been noted that this button bears a close resemblance to the 1776 Continental dollar (Epstein and Safro 1991:58).

Photo 8.31. George Washington inauguration medal button

Another notable artifact was a U.S. military button featuring an eagle with a shield on the front and the lettering "WATERBURY BUTTON" on the back (Photo 8.32). This artifact was recovered from Context 13 (AU 1), in EU 22 (Area 3) to the rear of the smokehouse. This was a general service button manufactured as early as 1849 (Albert 1976:40, 464). Waterbury Button Company was established by Aaron Benedict in 1812 in Waterbury, Connecticut, in response to the War of 1812 (Jaeger 2013; White 2005:51). Previously, uniform buttons had been imported from England, but because of the war, a factory had to be established in the United States (Jaeger 2013). Waterbury Button Company produced uniform buttons for the War of 1812, the Civil War, World War I, and World War II along with many civilian buttons (Jaeger 2013). An "I" in the middle of the shield on the button from the Brumbaugh-Kendle-Grove Farmstead site indicates that this button was worn by a member of an infantry regiment.



Photo 8.32. U.S. military button.

One of the most unique buttons came from Feature 40, a shallow planting hole in the west yard. Button 329.2, also manufactured by the Waterbury Button Company, bore a corroded crest design with the letters "CONNECT…" on the front and "SCOVILL MF'G CO. WATERBURY" on the back. This was a Civil War Connecticut military shank button with the seal of Connecticut. A banner scroll on the front, rendered illegible by corrosion, once read "Qui Transt. Sust." an abbreviation of what would later become the state motto "QUI TRANSTULIT SUSTINET," meaning "he who transplanted sustains." Above this banner was a grouping of three grape vines in the center. In an oval banner around the outside of the button would have been the words "Sigillum Reipublicae Connecticutensis," or "seal of the republic of Connecticut" (Photo 8.33). According to Albert (1976:124), the button dates to between 1850 and 1865 based on the back stamp manufacturer, and was likely a coat button. This button is the only definite Civil War related artifact recovered from the site.

Photo 8.33. U.S. Military shank button dating to the civil war period.

There were several Connecticut regiments in the Hagerstown area during the course of the Civil War. The 4th Regiment of Connecticut Infantry was in Hagerstown in July 1861 for general duty, the 17th regiment of Connecticut Infantry was involved in skirmishes near Hagerstown in July 1863, and the 18th regiment of Connecticut Infantry was stationed in Hagerstown on provost duty in September 1864. There is no evidence of battle or encampment in the area, nor is there a basis to suspect any major impact to the farm from the war itself, so the skirmishing is unlikely. It is possible that a scout from either the 4th or 17th regiments passed through and lost a button as they went, but the most likely scenario is that the button belonged to a member of the 18th regiment. The 18th regiment was stationed in Hagerstown on provost duty, whose mission it was to keep order within the army and protect the civilian population from the army. This work would have potentially brought soldiers into closer quarters with non-combatants than the duties of the other two regiments as provost duty also involved convoys and resupply. Perhaps a member of the 18th Connecticut Regiment came to the farm in search of provisions, losing a button along the way.

Another interesting button was found in Context 14 of TU 46 (AU 1, Area 4), on the south side of the brick farmhouse foundation. The button featured a molded rabbit on the front and "Extra Quality" and "Hammond Turner & Sons" with a crown motif on the back (Photo 8.34). The manufacturer's mark dates the button to between 1823 and 1865 (Albert 1976:465). Hammond Turner began making buttons as early as 1717 but changed names as company ownership shifted. The company started as a partnership between Samuel Hammond, John Turner, and John Dickinson and was known as Hammond Turner and Dickinson by around 1796. Following the deaths of John Dickinson and Samuel Hammond in the early 1820s, it became Hammond Turner & Sons and was run by John Turner and his two sons, William Hammond Turner and Samuel Hammond Turner. At the death of John Turner and his sons by 1851, the company set up a factory in Manchester in partnership with Bates and was known as Hammond Turner and Bates, which lasted until the late 1880s (Hammond-Turner.com 2015).



Photo 8.34. A Hammond Turner & Sons sporting button.

Iron

There were a total of four iron buttons recovered from the site, and all of them came from AU 1. The iron buttons recovered varied considerably in form (Photo 8.35. One button (242.12), was a cast shank button with a molded pattern featuring the letters "C.V."; another was a two-holed button with a geometric design, the third was a metal stud, and the fourth was a four-hole button. The iron buttons were found principally in the west yard.

Photo 8.35. Iron cast buttons.

White Metal

White metal buttons accounted for only four of the 140 buttons recovered during excavation. Only one button of this type was recovered from AU 1. A heavily rusted button was recovered from Feature 70, being one of 5 buttons recovered from that feature (the others were copper alloy [n=1] and porcelain [n=3]). While the button itself was too corroded to date or fully identify, the feature dates to the period after 1870. One white metal buttons was recovered from Context 31, a pipe trench (TPQ 1915) connecting the basement of the house to an iron water tank in the west yard. The third button was found in Feature 96, which contained six buttons in total (copper alloy [n=3], shell [n=2], and white metal [n=1]).

Grooming

Items related to grooming were represented by four combs, one manual hair clipper, two hair pins, and one hand mirror (Photo 8.36). Two of the comb fragments were made of black vulcanite, which likely dates them to the late nineteenth century and beyond. One of these vulcanite combs (119.55) is clearly a hygienic comb, but the other (157.30) had large tines and could possibly have been part of a decorative comb. The hygienic comb was found to the rear of the summer kitchen/washhouse while the other was located to the rear of the main dwelling. In both cases, these were recovered from the upper layers of soil.



Photo 8.36. Grooming items: copper alloy lice comb (356.16); metal hair pin (122.28); and black vulcanite rubber comb fragment (119.55).

One of the four combs was a metal, double-sided utilitarian comb found in the spoil soil from Context 14 during mechanical stripping. The last comb was a double-sided bone utilitarian comb. This double sided bone lice comb was recovered from Feature 70 in Area 6, a midden deposit to the west of Feature 43. This bone comb is perhaps the oldest hygienic comb found on this site, but a firm date for this object could not be established. None of the combs had diagnostic decorative elements that would help assign them to a specific gender or age group, as hygienic combs were used by all (White 2005:104). One potentially gendered item of grooming was the hair pin (122.28), which was found in a layer of historic fill in TU 12 to the west of the summer kitchen. Hair pins of this type were almost exclusively worn by women.

An intriguing artifact was an oval rubber hand mirror with missing mirror glass (Photo 8.37). The mirror was found in Feature 84, which had a TPQ of 1875. The back of the mirror featured an oval, swirling design emanating from a central, stylized cross, and an iron armature was visible where the mirror broke in two at the top of the handle. This mirror is a gendered artifact, being an object usually associated with women's grooming.

Photo 8.37. The two halves of a black rubber oval hand mirror with molded design. Note the iron support structure within the matrix of the rubber.

Photo 8.38 is a pair of manual hair clippers recovered as part of the surface collection from the chickenhouse, a trash deposit dated to the twentieth century. This object was redeposited with other medicinal and toiletry related materials (see bottle discussion above) after the chickenhouse was abandoned. The hair clippers are another gendered artifact in that they would have been used almost exclusively by males. The clipper was designed to perform much the same role as a modern electric clipper, which is a staple of male grooming but is seldom employed by women.

Photo 8.38. A manual hair clipper

Jewelry

Two pieces of jewelry were recovered from the site: the inside metal fragments of a pocket watch mechanism and a heart shaped metal necklace pendant (Photo 8.39). During the eighteenth and nineteenth century, pocket watches were worn by both men and women (White 2005:132). Unfortunately, this pocket watch mechanism was found in AU 1 in context 13 making it part of a modern redeposit making it of limited interpretive value. The necklace pendant found was enameled with red plastic and is of late twentieth-century origin, recovered from the modern Ao-horizon (Context 13) in Area 4. It too has little interpretive potential. A diamond made out of glass that could have been used for jewelry was also recovered, but it could have also been used for a chandelier or furniture. This glass crystal was found in AU 1, Area 2, and is likely of a late nineteenth to twentieth-century date.

Photo 8.39. Copper alloy pocket watch mechanism (117.96); heart-shaped white metal pendant with red plastic casing (176.18).

Clothing

There were 20 fragments of clothing-related artifacts found at the site: one boot heel, nine pieces of a shoe, a clothing clasp, and nine grommets. The shoe, which had a wooden heel and nails that connected the heel to the leather of the shoe, was found within the abandoned privy, Feature 84. Two of the nine grommets were retrieved from AU 1, Area 2, but most of the rest were found in AU 1, Area 3, to the west of the summer kitchen and the smokehouse.

Writing

Eight artifacts associated with writing were recovered from the site (Table 8.35). All of these artifacts were recovered from relatively modern contexts: Context 1 or 13 (the uppermost deposits across the site) or Context 34 (plowzone). These items were found across the site, with no distinct concentrations.

Table 8.35. Writing associated artifacts

FS#	Context	AU	Material	Object	Color	Comments
14.17	13		Slate	Writing Slate	Gray, Dark	
53.21	1		Copper Alloy	Pen Part		clip from a pen
117.110	13	1	Aluminum	Pencil Holder		Hollow advertisement pencil holder for "Armour's Big Crop Fertilizers" of Baltimore, MD. Writing on exterior says, "Make Every Acre Do Its Best/USE ARMOUR'S BIG CROP FERTILIZERS/ARMOUR FERTLIZER WORKS/Lexington Bldg. Baltimore, Md." See extra info.
127.11	13	1	Plastic	Pen	Purple	Plastic fountain pen housing and cap. Purple/red color.
169.17	34		Slate	Pencil		
228.35	13	1	Plastic	Pen	Gray	Modern pen fragment. Pen has printed writing on it but it is too degraded to read. Mends w/ FS 232.3.
232.3	13		Copper Alloy	Pen		Half of a metal pen with a black plastic button on the end mends with other half 228.35
244.61	13		Composite	Pencil		Part of the metal end of a modern pencil with wood/graphite pencil still in metal. Slightly corroded.

Temporally, the fragment of slate pencil (169.17) and the writing slate (14.17) are likely the oldest items in this assemblage, likely being late nineteenth century in origin. Pencils and slates would have been used in combination, but these two items are not spatially related. The slate pencil was found to the rear of the smokehouse building, and the writing slate was recovered some distance away near the southwest corner of the house. Most of the pen fragments are late twentieth century in origin, being a combination of copper alloy and plastic mechanical pens. These implements were largely located to the south of the house in the modern layers overlying Feature 6. They may have been related to activities occurring on the porch of the standing house. The composite pencil (244.61) was likely also late twentieth century in origin but was found to the west of the house. The aluminum pencil holder (117.110) appears to have been a promotional item, likely dating to the 1940s though an exact date could not be ascertained. This pencil holder featured an advertisement for "Armour's Big Crop Fertilizers" of Baltimore, Maryland: "Making Every Acre Do Its Best, USE ARMOUR'S BIG CROP FETILIZERS ARMOUR FERTILIZER WORKS, Lexington Bldg. Baltimore, MD." This bullet shaped pencil holder once held a small wooden and graphite pencil that could be reversed and inserted into the holder to protect the point, while the opposite end featured a rubber eraser that could be protected with a metal cap.

Photo 8.40. A fragment of slate pencil (169.17) and an aluminum pencil holder (117.110)

Toys

There were 48 toys found at the Brumbaugh-Kendle-Grove Farmstead site, including dolls, toy guns, coins, tea sets, cars, bouncy balls, figurines, and jaw harps (Table 8.36; Photo 8.41).

Overall, marbles accounted for more than half of the toy assemblage (n=27): 11 white ball clay, 11 glass, 2 coarse earthenware, 1 limestone, and 2 unidentified refined earthenware. The highest concentration of marbles was found just to the south of the south porch of the house. A total of 17 marbles was found in this area, 8 of which were clay and the remainder glass. These artifacts were all recovered from AU 1 contexts. The densest concentrations of marble finds were clustered around TUs 33, 39, and 42 located only about 1.83-4.57 m (6–15 ft.) south of the concrete porch on the south side of the house. Another slightly less dense cluster of marbles was found to the west of the house in the rear yard. In this area, 6 marbles were found in modern deposits related to AU 1 and these were all clustered to the center of the yard in TUs 40, 38, 17, 18, and 10, with TU 18 having the highest concentration (n=2). Interestingly, all of the marbles found in this location were clay, suggesting that this may have been a distinct play episode possibly from a slightly earlier time period in the last half of the nineteenth century. To the south of this cluster, in TU 6, an isolated clay marble was recovered from an AU 2 context, bringing its association back to the late eighteenth and early

Table 8.36. Toys by Type, Material, and Provenience

Toy Type/Material	AU 1	AU 2	F. 70	F. 74	F. 95	Sur./ STP	Total
Ball	**1**						**1**
Rubber	1						1
Doll Part	**2**			**1**			**3**
Porcelain	2			1			3
Figurine	**1**					**2**	**3**
Plastic	1						1
Porcelain						2	2
Gun	**1**						**1**
Copper Alloy	1						1
Hollowware	**2**						**2**
Coarse Earthenware	1						1
Porcelain	1						1
Indeterminate	**2**						**2**
Plastic	2						2
Jaw Harp	**1**						**1**
Iron	1						1
Marble	**22**	**1**	**1**			**3**	**27**
Coarse Earthenware	2						2
Common Glass	11						11
Limestone						1	1
Refined Earthenware	9	1	1			2	13
Saucer					**1**	**1**	**2**
Porcelain					1	1	2
Toy Car Tire	**1**						**1**
Plastic	1						1
Toy Coin	**3**						**3**
Plastic	3						3
Toy Food Prep/Storage	**1**						**1**
Porcelain	1						1
Toy, Unidentified		**1**					**1**
Plastic		1					1
Total	**37**	**2**	**1**	**1**	**1**	**6**	**48**

nineteenth century. The last concentration of marbles was found to the west of the summer kitchen. This concentration contained only 4 marbles, three clay, and one glass, but all were from AU 1 contexts. Overall, all it appears that the utilization of marbles on-site occurred only in the south and west yards of the house, and was most prevalent in the latter half of the nineteenth into the twentieth centuries.

Photo 8.41. Examples of toys: copper alloy flintlock pistol (97.12); glass marble (117.74); jaw harp (280.5); and rubber bouncy ball (127.6).

Photo 8.42. Hard paste porcelain toy fragments: undecorated saucers (357.46 and 374.35); undecorated toy tea cup (117.48); doll arm (288.21); figurine (possibly dog or cat with a long tail, sitting on its haunches) (58.18); toy tea pot (139.34).

Nine hard-paste porcelain toy fragments were recovered from the site (Photo 8.42), including figurines, dolls, and portions of a tea set. Four of the porcelain artifacts were part of toy tea set of the type often sold as sets by magazines. These included fragments of a tea cup, a teapot, and saucers. There were three porcelain doll fragments identified. One was a doll arm that is missing its finger tips and the upper part of its arm, and the other two fragments were bits of a doll's face brushed with pink paint, one of which had a brown painted eye. Additionally, there were two porcelain figurine fragments: lower half of an animal with a long tail sitting in its haunches (a dog or a cat) and a limb from an indistinguishable figure. The figurines may have been decorative, but they could also have been used as toys hence their inclusion in this category.

Dolls and tea sets are typically considered gendered, being associated with the play activities of young girls. This is distinct from more gender neutral artifacts such as marbles, balls, and mouth harps, which are utilized by children generally. While the data set is limited these artifacts were all recovered from AU 1 deposits or contexts that were temporally contemporaneous. All of the tea set artifacts came from contexts in the west and south yard, except for two of the doll fragments, which were found in the north yard.

Three plastic toy coins painted with metallic colors were found in the west yard, to the rear of the house (Photo 8.43). Two coins were currency 10 and were embossed with "PLAY COIN" on one side with the liberty bell and cannon underneath, "PLAY COIN" above a man in a tricorn hat and the number "10" underneath on the other side. A currency 25 coin is embossed with "PLAY COIN" on one side with a picture of a cowboy riding a horse holding pistols and the number "25" below. The other side of the coin is embossed with "PLAY COIN" and "TWENTY FIVE" around the outer rim, separated by three stars,

Photo 8.43. A collection of plastic toy coins.

and a cowboy hat and crossed pistols in the center. These toy coins have been dated to the period after 1915 based on their material (Miller et al. 2000).

Smoking Pipes

A total of 22 smoking pipe fragments was found at the site, more than 95% of which were white ball clay (Table 8.37; Photo 8.44). One stem fragment was gray salt glazed stoneware with diagonal molded lines near the mouthpiece. The majority of the pipe fragments recovered were undecorated, however: six of the white ball clay fragments featured some decoration, only three of which had a discernable pattern. A bowl and stem fragment (368.1) was embossed with "TRY LORILLARD'S TOBACCO 16.18.20. CHAMBERS ST NEW YORK." The Lorillard's Tobacco Company was in existence as early as 1760 but still survives today. Pipes of this type bearing a reference to the Chamber Street location likely date to the mid-nineteenth century, when the company is thought to have moved to this area as evidenced in advertisements from the 1860s. Advertisements in the *New York Daily Herald* listed Lorillard's address as 16 Chamber Street through 1867, but in an ad dated May 5, 1868, the address changed to 16, 18, 20 Chambers (*New York Daily Herald* 1868). This pipe was found on top of Feature 74, a cobble pathway in the north yard, suggesting that the pipe became broken or was discarded in a working area of the yard in the mid-nineteenth century.

Table 8.37. Spatial and depositional locations of smoking pipes

Pipe Material and Part	AU 1	AU 2	AU 3	F. 74	F. 96	F. 102	STP	Cxt. 33	Total
Salt Glazed Stoneware				**1**					**1**
Stem				1					1
White Ball Clay	**8**	**4**	**3**	**2**	**1**	**1**	**1**	**1**	**21**
Pipe Bowl		1	1				1	1	4
Pipe Bowl/Stem						1			1
Pipe Stem	6	2	2	1					11
Stem	2	1		1	1				5
Total	**8**	**4**	**3**	**3**	**1**	**1**	**1**	**1**	**22**

Photo 8.44. Smoking pipe fragments.

The spatial distribution of smoking pipes within AU 1 was centered in the south and west yards, with the highest number coming from the footprint of the former Feature 6 structure, just south of the porch. In the contemporaneous deposits of AUs 2 and 3, the distribution seemed more general across the site, encompassing small areas in the north, west, and south yards. There were several fragments of pipe found in TU 30 in the south yard, but only one bowl was recovered from this location so it is possible that the other fragments, which were stems, were from a portion of that same pipe. No smoking pipes were recovered from AU 4 deposits.

Sewing

There were five identified sewing related artifacts found at the site: two thimbles, three straight pins, and two scissors fragments (Photo 8.45). Thimbles, worn on the middle finger to prevent the needle from penetrating the finger while sewing, could be used as jewelry, tokens of affection, or status symbols (Rogers 1983:80). The two thimbles in this assemblage, however, were undecorated and made of utilitarian copper alloy, suggesting they were functional items. The straight pins were also copper alloy and had round heads.

The two scissors fragments, made of copper alloy, were ornately decorated, indicating they were either sewing (embroidery) or wick scissors (Roger 1983:106). One fragment was a handle of a small scissor with a bird figure on it; according to Rogers (1983:115), birds and other animals were popular imagery for the shanks of sewing scissors beginning in the middle of the nineteenth century. The other pair of small scissors had a swirl on the shank, a common decorative element for both wick and sewing scissors.

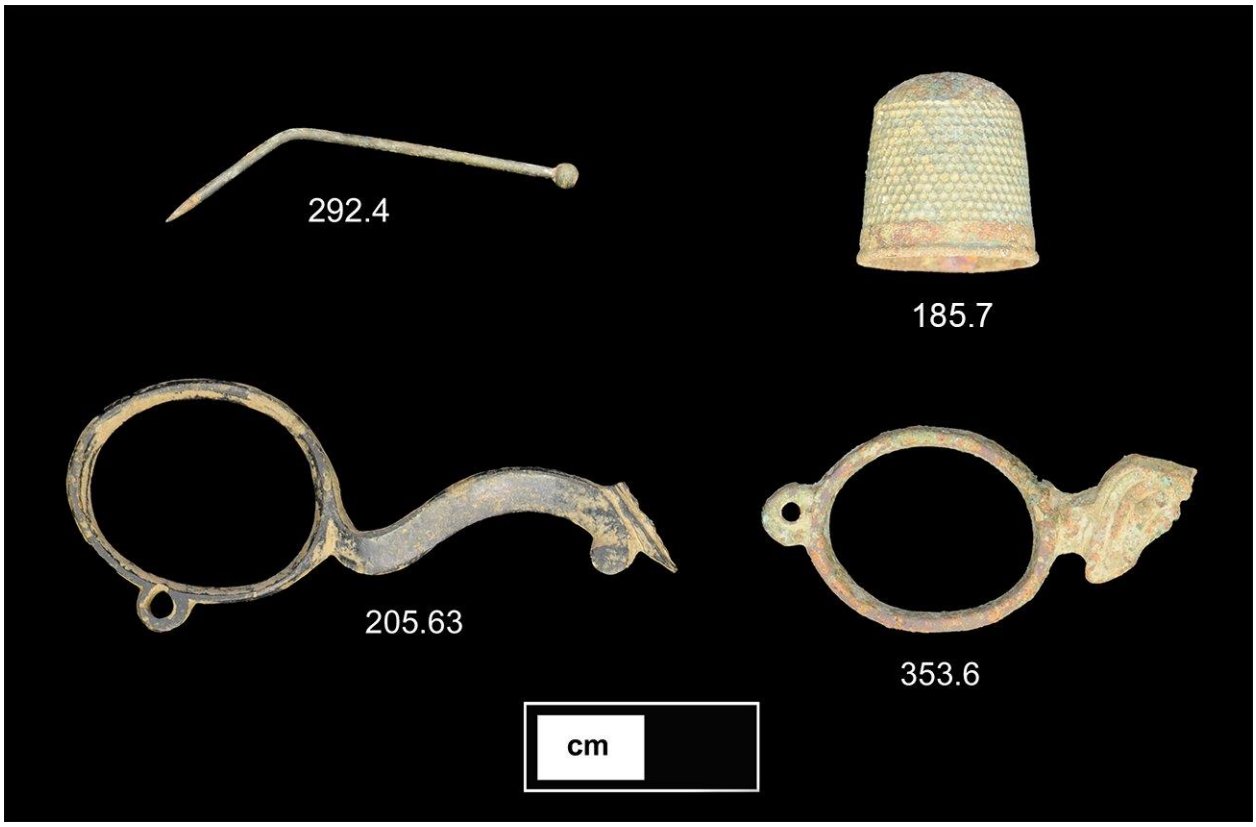

Photo 8.45. Sewing related artifacts: copper alloy pin (292.4); copper alloy thimble (185.7); and copper alloy sewing or wick scissors (205.63, 353.6).

Tools

There were 11 tools found at the site: two scissors/shears, four files, a knife, two pocket knives, a rake, and one chisel (Table 8.38; Photo 8.46). Most of the tools were made of iron and were largely utilitarian. The scissors in this assemblage are more accurately classified as shears because they are made of iron (Roger 1983:106). One of these pair of shears (94.12) was found in upper deposit of the lawn to the rear west of the house while the other (298.5) was recovered on top of Feature 81, a flagstone path to the well. The reason shears were located in these locations remains unclear, but they were like related to accidental loss, not intentional deposition or discard. The pair of shears recovered from the west yard showed no signs of defect or damage that would suggest a cause for their disposal.

Table 8.38. Tool type by material

Tool Type	Copper Alloy	Iron	Metal & Other	Total
Chisel		1		1
File		4		4
Knife	1			1
Pocket Knife			2	2
Rake		1		1
Scissors		2		2
Total	**2**	**9**	**2**	**11**

Photo 8.46. Examples of tools: file (346.12); scissors/shears (94.12); and iron masonry/stone chisel (358.28)

Most of the tools were recovered from deposits associated with AU 1. Only one file was recovered from AU 2. Three of the files and a knife with a rat-tail tang were found in the upper deposits of the south yard. This area was the site of a large cobbled yard prior to the construction of the house, and it would seem to suggest that this cobbled surface was used as a work area as most of the tools were found directly on top of this feature. Two portions of a pocket knife were also found on top of a cobble path, Feature 74, in the north lawn. The chisel was found in association with the cobble paths to the northeast of the house and may be related to their creation or maintenance as the shape of the chisel indicates that it was a masonry chisel, not a woodworking chisel. Overall, most of the tools were recovered from deposits sitting on top of cobbled pathway features to the south, north, and northeast of the house, while only two tools were recovered from the western side of the dwelling. The correspondence of the tools and the cobbled pathways and pads suggests that these areas, at least prior to their abandonment, were utilized as work areas, while the area to the west/rear of the dwelling was not typically utilized for this purpose.

Utensils

A total of 30 utensils was recovered from the site. Utensils were made out of various materials, including iron, bone, white metal, copper alloy, and plastic (Table 8.39). Most of the utensils were only evident by the presence of their handles, the metal portions of the utensils having been lost to corrosion or breakage. As a result, only 6 of the 30 recovered utensils could be ascribed a particular utensil type: three forks, one knife, and two spoons. The three forks were all made of iron and two of them were two-pronged. The knife and spoons were made of a copper alloy. Among the unidentified utensils were nine bone handles, one of which had a diamond crosshatching pattern. Of the remaining unidentified utensils, three were copper alloy, four were white metal, and five were iron.

Table 8.39. Utensils Recovered at the Brumbaugh-Kendle-Grove Farmstead Site

FS	Feature	Context	Count	AU	Material	Object
117.99		013	1	1	Iron	Fork
189.16		013	1	1	Copper Alloy	Spoon
356.11		014	1	1	Copper Alloy	Spoon
109.7		014	1	1	Bone	Utensil
139.7		014	1	1	Bone	Utensil
356.25		014	1	1	Bone	Utensil
101.49		014	1	1	Copper Alloy	Utensil
147.16		014	1	1	Copper Alloy	Utensil
183.11		013	1	1	Iron	Utensil
205.61		014	1	1	Iron	Utensil
350.103		014	1	1	Iron	Utensil
197.7		039	2	3	Iron	Utensil
204.42		013	1	1	Metal & Other	Utensil
127.10		013	1	1	Plastic	Utensil
141.22		013	1	1	Plastic	Utensil
248.50		013	1	1	Plastic	Utensil
90.82		014	1	1	White Metal	Utensil
356.12		014	2	1	White Metal	Utensil
98.123		015	1	2	Iron	Fork
98.126		015	1	2	Iron	Fork
72.10		015	1	2	Bone	Utensil
78.46		015	1	2	Bone	Utensil
348.110		015	1	2	Bone	Utensil
112.15		021B	1	2	Bone	Utensil
255.109		021B	1	2	Bone	Utensil
103.45		021B	1	2	Copper Alloy	Utensil
348.92		015	1	2	White Metal	Utensil
374.9	95	171	1		Copper Alloy	Knife

Utensils recovered from AU 1 (n=18) were spread throughout the south and west yards of the house. These included a three-tined fork, two copper alloy spoons, and 14 general utensils. The AU 1 deposits contained all of the plastic handles and the bulk of the white metal, copper alloy, and iron utensils. AU 2 contained nine utensils, including both of the two-tined forks, five bone handles, one copper alloy handle, and one white metal handle. All of the AU 2 finds were clustered in the west lawn of the house less than 4.57 m (15 ft.) from the west wall of the house. AU 3 contained only two fragments of an iron utensil, both recovered from TU 29 on the interior of Feature 6 in the demolition fill. No utensils were recovered from deposits associated with Feature 34 or AU 4 in the far western yard.

Photo 8.47. Examples of utensils: white metal handle (90.82); iron portion of a two-tined fork (98.123)

Macrobotanical

During excavation, two soil samples from features with interpretive potential were collected for macrobotanical analysis. These included Feature 10 (Context 64), a floor deposit within Feature 6 on the south side of the house, and Feature 2, a deep pit to the west of the house. No other features were of sufficient depth to necessitate soil sampling. Feature 84, a privy, was not sampled as it had clearly been cleaned out before abandonment and the fill was a secondary deposit. Most of the remaining features were posts, plantings, or shallow midden deposits that were neither deep enough nor sufficiently untouched by the plow to have depositional integrity. The sample taken from the deposits in Feature 2 was abandoned after stratigraphic and artifact analysis determined that the feature was a collapsed water tank filled with secondary deposits from the surrounding and overlying soil horizons. The Feature 2 fills lacked depositional integrity, and any macrobotanical remains within them were likely to be invasive. Feature 10, however, was a primary deposit of sufficient depositional integrity, significance, and size to warrant analysis. The results from the macrobotanical analysis of Feature 10 (Context 64) are presented below.

The soil sample was examined for macrobotanical remains (seeds, stems, skins, etc., visible without a high-powered microscope). Unlike microscopic plant remains (pollen, phytoliths, starches, etc.) macroremains from plants do not travel far from their original source unless transported, either by humans or animals. Thus, any macroremains recovered from an archaeological context are assumed to be the result of human or animal activity or to have grown very close to the location from which they were eventually recovered (Talbot et. al 2000:522). The analysis below is used to provide information concerning plant resources that were available to and used by the occupants of the site and provides an interpretation for the macrobotanicals that were recovered from Feature 10 (Context 64).

Ethnobotanical Review

Below is a general overview of plant families found in and around the Brumbaugh-Kendle-Grove Farmstead. The list and descriptions are by no means exhaustive, but they serve as a general base of reference should further study be warranted. Further reference material is cited at the end of each section to provide supplementary information.

<u>Adoxaceae (Moschatel Family)</u>

There are roughly 150–200 different species classified as part of the moschatel family, most of which were once part of the honeysuckle family (caprifoliaceae). They consist largely of flowering plants, herbaceous shrubs, or larger herbaceous plants (although much more rare). Plants in this family have been used historically for ointment to treat bruises, sprains, and chilblains (a frostbite-like condition caused by cold and humidity), for food (primarily blue or purple elderberries), and as a color additive for dye. The wood has been used for making arrow shafts, combs, spindles, pegs, or even flutes and blowguns. Species native to the region and relevant to this study includes the red elderberry and the American black elderberry. The European black elderberry is also common to the area but is a non-native species that has since been naturalized (Stevens and Nesom 2003; Schmidt 2017; USDA Plants Database 2018d)

<u>Moraceae (Mulberry Family)</u>

Most plants included in this family are limited to tropical or subtropical regions and as such, those species present in the project area are largely introduced, albeit historically, non-native species. This includes the edible fig, red and white mulberries, and the Osage-orange. Of those species present, only the Osage-orange has little applicable use either as food or medicine, although the wood has been and continues to be used for a variety of purposes given its high level of durability and resistance to both rot and infestation.

Alternatively, both the red and white mulberry variants have a detailed recorded history being used as foodstuffs throughout early American history, with additional evidence for their use during prehistoric times. Fig use is documented throughout colonial America as well. Most often these fruits and berries are consumed as fillings for pies and tarts; in wines, cordials, and herbal teas; or simply by themselves (Cullina 2002; Keeler 1900; Wynia 2011)

<u>Portulacaceae (Purslane Family)</u>

Plants in this family tend to prefer warmer climates and can, therefore, be found primarily on the west coast or the Deep South. One exception is those plants in the genus *Portulaca* L., or purslane. Rose moss (*Portulaca grandiflora*)

and little hogweed (*Portulaca oleracea*) can be found throughout the Mid-Atlantic. They are both succulent plants often found as wild ground cover, although domesticates do exist. While much of the plant is edible it should be noted that evidence for the consumption of either plant is scant. There is some mention of purslane in recorded text but its use is still debatable (Favretti and DeWolf 1971; Mack 2003; USDA Plants Database 2018b; Watson and Dallwitz 1992)

Rosaceae (Rose Family)

There are many species in the rose family that are native to the project area and therefore only a selection will be discussed here. Fruit bearing species important to both local diet and regional commerce include types of plums and cherries (*Prunus* L.), various blackberries, raspberries, and dewberries (*Rubus* L.), woodland and Virginia strawberries (*Fragaria* L.), numerous serviceberry species (*Amelanchier* L.), apple species (*Malus* L.), and pear species (*Pyrus* L.). The above plants are used today much in the same way as they were historically. Plants in this family are grown commercially, cultivated for personal use, or found growing wild. Most of the fruit is harvested in the fall, or during the later summer months. The fruit can be eaten raw or preserved into jams, jellies, preserves, and marmalades. The Fruit can also be dried, barreled, baked into pastries, or in some cases, used for ciders, wines, or spirits (Earle 2007, Jester 2008; Speare 1963; Tunis 1957; USDA Plants Database 2018d)

Solanaceae (Nightshade Family)

The nightshade family contains species that are highly toxic as well as those that are economically important. Most of the more widely collected and cultivated species belong to the *Solanum* genus. Among these widely used members are tomatoes, potatoes, eggplant, peppers (both bell and chili), and tobacco. Many of the above plants were introduced to early English America and later naturalized, only becoming widespread once their value as cultivated crops was fully realized. This was true for tobacco, potatoes, and especially tomatoes (Cummings and Puseman 2003; Earle 2007; Favretti and Gordon 1971; USDA Plant Database 2018e)

Feature 10, Context 64

Feature 10 was first identified as a dark soil layer located within Feature 6, an early building foundation and hearth complex. Subsequent investigation showed Feature 10 to be the original floor of Feature 6. A soil sample (FS 198) was taken from the western half of Feature 10, Context 64. It is assumed that the sample was taken directly from the historic floor or floor zone. This assumption allows for a more probable interpretation into the original use of the building's room(s). Additionally, given the context from which the soil sample was taken, modern contamination is held to be negligible but not altogether dismissible.

Table 8.40 shows the amount and type of historic, non-botanical artifacts recovered from FS 198. Coarse earthenware brick fragments accounted for the highest number of historic artifacts recovered. A single body sherd of non-lead glass was also identified, as were 14 patinated metal fragments. No unexpected historic artifacts were found, nor do the numbers present suggest anything beyond expected use of the larger feature (Feature 6).

Table 8.40. Non-botanical Artifacts from Feature 10 (FS 198)

Entry No.	Artifact Type	Artifact Count
914	Glass Shard	1
915, 918	Coarse Earthenware Brick Fragments	34
919, 924	Metal Fragments	14

Similar to the historic artifacts identified, the macrobotanicals recovered from the western half of Feature 10 primarily include such species as would be expected given the location, feature type and general context of the sample. Table 8.41 lists the type of seeds recovered, their respective amount, and their associated provenience. Each genus or species identified is discussed below in greater detail. The recovered sample contains plant species common to historic farmhouse contexts, including plants used for food such as strawberry, blackberry, raspberry, elderberry, and fig. Other plants identified, such as purslane and red goosefoot, are likely environmental indicators only (representing invasive weeds common to the region), inadvertently introduced to the archaeological record either historically or during modern times, although other interpretations are possible as discussed below.

Table 8.41. Botanical Remains from Feature 10 (FS 198)

Entry No.	Scientific Name	Common Name	Object	Fraction Type	Total Count
901	Indeterminate	Indeterminate	Seed	Light	3
903, 906	*Chenopodium rubrum*	Red Goosefoot	Seed	Light	10
907	*Rubus* L.	Black/Raspberry	Seed	Light	2
909, 911	*Fragaria* L.	Strawberry	Seed	Light	3
910	Indeterminate	Indeterminate	Seed	Light	1
912	*Portulaca* L.	Purslane	Seed	Light	1
920	*Sambucus canadensis*	Elderberry	Seed	Heavy	1
923	*Ficus* L.	Fig	Seed	Heavy	1

Chenopodium rubrum (Red Goosefoot)

Red goosefoot is a weedy annual capable of producing large quantities of edible seeds. These can be harvested in the late summer and fall. While red goosefoot is edible, it carries very little nutritional value and no medicinal value. It is an opportunistic weed that can grow in acidic, neutral, or basic soils but does not thrive in the shade or dry soils (Kokanova-Nedialkova, Zlatina et. al 2010). In historical contexts such as those from which FS 198 was gathered, red goosefoot was likely considered more a weed than a useful source of either food or medicine.

Ficus L.

The edible fig was introduced to the Americas as part of the Columbian Exchange. The first figs were planted in Mexico in 1560 but there are competing reports as to when the fig arrived to the eastern United States. Morton claims that the fig was not introduced to the American British colonies until 1669 (Morton 1987:47–50), while Captain John Smith recorded the presence of figs in 1629 stating that “one Mistress Pearce of Jamestown, an honest, industrious woman, had gathered from her garden in one year ‘neere an hundred bushels of excellent Figges” (Barbour 1986). Either way once introduced the fig traveled quickly throughout the southern colonies from Virginia to the Carolinas, Georgia, Florida, Alabama, Mississippi, Louisiana and Texas (Morton 1987:47-50).

Fragaria L.

Similar to the use of blackberries and raspberries as discussed below, strawberries were commonly used in farmstead households. Their natural sweetness lent them well to pie fillings, fruit spreads, or as ingredients for a number of early colonial dishes (Simmons 1796:40). Being native to the Eastern United States, strawberries were easily accessible to settlers in the seventeenth century, and those primarily in New England (Wood 1634:13).

It is important to note here, however, that most if not all cultivated varieties of strawberries present in the project area (Maryland/Pennsylvania border area) are descendants of the cross breeding of *F. virginiana*, native to the American Mid-Atlantic, and *F. chiloensis*, native to Chile and Ecuador in South America and brought over to France in 1712 (Favretti and DeWolf 1971:226). Although many wild varieties existed in colonial America, having been “mentioned by the early European explorers and pioneers on our [the American] Atlantic seaboard” (Favretti and DeWolf 1971:226), the descendants of *F. virginiana* and *F. chiloensis* “composed the foundation of commercial strawberry production in the Americas in the [eighteenth] and nineteenth centur[ies], and many also appear in the ancestry of strawberry varieties of today” (Darrow 1966:130).

By early the eighteenth century then, nearly all strawberries grown, either commercially or privately, in the Hagerstown region would likely have been cultivated descendants of *F. virginiana* and *F. chiloensis* rather than wild native variants. This, in turn, reflects an established link between farmers and homesteaders in Maryland and wider international commerce.

Portulaca L.

Purslane is a common species identified in soil samples, yet its presence is much harder to interpret. Even if the seeds are determined to be archaeological and not a modern intrusion, purslane was viewed in a variety of ways. In early texts, purslane was described as “a cosmopolitan weed of warm climate. Cultivated in Britain in 1562” (Favretti and DeWolf 1971:201). John Winthrop, Jr., of Plymouth, Massachusetts, fame, is recorded to have bought “pursland” or purslane while in England to transport to the New World (Massachusetts Historical Society 1943), suggesting it

was a useful plant and not merely a weed. This idea is further supported by William Wood, who wrote in 1634 that, "…there is likewise all manner of Herbes for meate, and medicine, and that not only in planted gardens, but in the Woods, without eyther the art or the help of man, as sweet Marjoram, *Purslane*, Sorrel, Peneriall, Yarrow, Mirtle, Saxifarilla, Bayes, etc." (Wood 1634:13, italics added for emphasis). Thus, purslane could be interpreted as an invasive weed (either historically or contemporarily) or as a valued seasoning for food.

Rubus L.

The use of plants from this species, namely raspberries and blackberries, is well documented from initial European colonization (Wood 1634:14) and on, throughout the eighteenth and nineteenth centuries. Favretti and DeWolf (1971:226), citing earlier original sources, note that, "The Raspis berries is of two sorts, white and red, not differing in the form either of bush, leafe or berry, but onely in the colour and taste of the fruit," and that, "fruits of various species of Rubus were collected from plants growing spontaneously in hedge-rows. Blackberries were not cultivated until 1832." As stated above, the berries of these plants were commonly collected to be eaten whole or to be used as pastry fillings (Glasse [1796] 1994) or preserved as fruit spreads (jam, jelly, marmalade, etc.). There are also early recipes for raspberry cream (Simmons 1798:33), and the preservation of raspberries (1798:42–43).

Sambucus L.

The elderberry plant is extremely useful and has filled many roles since prehistory up through the eighteenth and nineteenth centuries to modern times in America. The wood is hard and can be used for combs, spindles, pegs, and arrow shafts (Stevens 2003). The fruit, apart from the above mentioned uses of blackberries, raspberries, and strawberries, can be used for making or flavoring wines (Favretti and DeWolf 1971:223) and making syrup and candy (Stevens 2003). The leaves, bark, and branches can be used in medicinal remedies to treat "diarrhea, fevers, headaches, indigestion, twitching eyes, dropsy, rheumatism, appendix inflammation, bladder or kidney infections, colds, influenza, consumption (bleeding in lungs), and is helpful to newborn babies" (Stevens 2003). Other uses include treating wounds, sprains, and bruises, as well as muscle soreness, inflammations, joint stiffness, arthritis, and rheumatism (Hutchens 1991; Stevens 2003).

Feature 10 - Summary and Discussion

To summarize, the macrobotanical remains recovered from Feature 10, a floor zone of Feature 6, include species of plants that could be expected given the context in which they were found. Whether Feature 10 is the direct remains of a used floor surface or is the indirect surface below a wooden slat floor, it is highly probable that seeds, skins, pits, and other botanical excess would have been deposited there with a high likelihood that some parts would survive in the archaeological record. Botanical remains are highly degradable, however, so it would be expected that only a limited number of seeds and other types of remains would remain. The low counts seen in Table 8.41 could be interpreted as confirmation of the above expectation. The number of seeds may also indicate that the area from which they were recovered was not the primary preparation area but instead a secondary preparation area or area of general consumption (i.e., a dining room instead of a kitchen). The amount of seeds is most likely indicative of both the low probability of seed survival in archaeological context and the types of activities that were carried out in that particular space. The recovered seeds reflect activities and processes surrounding the collection, preparation, and consumption of food on a household level.

Since food preparation was historically done on a household scale, each family would have been responsible for the collection and preservation of most every food in their pantry. This would have been the case for fruits, vegetables, some grains, and herbs. Thus the raspberries, blackberries, strawberries, elderberries, and figs would all have been processed and consumed by members of the Brumbaugh family. Types of foodstuffs made from the fruits identified would have included fruit spreads, pastries, syrups or compotes, wines, ciders, or liquors, or simply preserved fruit.

The purslane seeds may have been collected as a means of flavoring food, but given the presence of red goosefoot, they may also represent environmental contamination. This would signify the presence of purslane somewhere near the farmhouse instead of representing a human activity. Since only a small amount of purslane was recovered, it is more likely that the seeds represent environmental contamination then they do food seasoning.

The recovered macrobotanicals may also loosely support interpretations involving gender roles of the time as it would be expected that the women of the household perform the labor necessary to process the family's food. The above food stuffs would have been processed and prepared in the early to late fall, and then primarily eaten during the winter months, although exceptions certainly existed.

Structural

An abundance of structural material (e.g., brick, plaster, mortar, and nails) was recovered from the Brumbaugh-Kendle-Grove Farmstead site, but its interpretive potential was diminished by the fact that most of the farm's structures were extant and density plots could not add to our knowledge of where buildings stood. Materials such as nails and glass were all retained from excavated contexts, but only representative samples of structural materials such as brick, plaster, or mortar were collected since their presence or absence and stratigraphic context was more informative than their overall volume.

Nails

A total of 3,809 nails was recovered from the site across all phases of investigation. Of these, 61% were classified as cut nails, 13% wire drawn, 4% square, 1% hand wrought, and 22% unidentifiable. Nails were found across the site in virtually every location excavated. Concentrations of nails were necessarily denser in relation to standing structures, and no clusters of nails were encountered that did not correspond with an identified structure or foundation. The nail concentrations around the main house encompassed a large variety of nail manufacturing techniques from early types such as hand wrought and square nails, to cut and wire nails. The AU 1 deposit accounted for nearly all of the wire-drawn nail assemblage not found in features. Hand wrought, square, and cut nails were found in the deposits associated with AUs 2 and 3. This variety of manufacturing types reflects the long temporal range of occupation of the structure in the area around the main dwelling.

The nail assemblage found in association with the Feature 34 complex (Features, 70, 35, 36, and Analytical Unit 4) by contrast, was almost exclusively composed of cut nails, with a very small percentage of square nails. This would seem to suggest that the principal form of nail used in the construction of this structure was a cut nail of the type produced between 1830 and 1890. The lack of any wire nails in this location is potentially telling as this technology was not introduced until the end of the nineteenth century. The absence of wire nails in association with this feature suggests that it was constructed prior to 1874, the earliest manufacturing date for wire nails. The nail data suggest that the Feature 34 structure was built after 1830 (the earliest manufacture date for cut nails) and was probably abandoned around 1870–1880 (before wire nails were widely marketed). Had the structure survived much past that point wire nails would likely be present, even in small numbers, as the result of minor repairs and renovations. The absence of wire drawn nails suggests that the structure fell out of use or was no longer being maintained by the point at which wire nails were first being mass produced.

Window Glass

Window glass constituted the bulk of the glass assemblage. While distinctions in manufacture and form are not relevant to the discussion of window glass on the site, its presence/absence and distribution across the site are revealing. The window glass within AU 1 accounted for 47.8% of all the window glass found on the site. AU 1 comprises the most modern contexts and deposits excavated at the site, suggesting a higher utilization of window glass in the later period than in earlier deposits. The spatial distribution of the widow glass in AU 1 shows that Areas 2, 3, and 4 all contained high volumes of window glass. The high volume of glass in Areas 2 and 4 along the western and southern sides of the house, respectively, are unsurprising given their proximity to the primary dwelling; however, the high concentration of window glass in Area 3 is unexpected. The structures in the vicinity of Area 3, namely a summer kitchen, smoke house, and chickenhouse, are all structures with few windows (the only paned window in this location is in the western wall of the summer kitchen). While it is possible that another windowed structure was situated in the area, excavation did not reveal any substantive evidence of such a building. A more plausible explanation is that this location has been the site of modern dumping and deposition of glass from elsewhere on the site.

Within AUs 2 and 3, the contexts related to the early occupation of the farm, it appears that the bulk of the window glass assemblage is located within AU 2 (Area 2, the western flank of the standing house) vs. AU 3 (Area 4, on the south side of the house). AU 2 contained more than three times the amount of glass than AU 3 (n=318 vs. n=90). A possible reason for this disparity in window glass density between these two temporally contemporaneous AUs is that the material found in AU 3, would have been on the interior of the structure whereas the AU 2 deposits were situated outside the structure in the rear of the property. Broken window glass would not have been left in situ within the interior of an occupied household, and likely would have been gathered up and deposited outside. Further, the discrepancy between the two areas could relate to the public/formal (Area 4, on the south side of the house) versus private/working (Area 2, on the western/rear side of the house) areas of the farmyard.

AU 4 is associated with the deposit in and around the Feature 34 foundation in the western yard of the property. The assemblage associated with this AU showed very little evidence of window glass (n=20; less than 1% of all window glass recovered from the site). At first glance, this would seem to suggest that window glass was not used to any great degree in this area. However, Feature 70, a midden situated immediately to the northwest of Feature 34, contained 456 fragments of window glass, 82% of the all window glass found within features on the site. The high volume of window glass in this midden deposit is curious given the low density of window glass found in the immediate area. The high volume of window glass in this feature may help account for the paucity of window glass associated with the Feature 34 structure if the broken glass from the structure was swept away from the building. These two features are both spatially and functionally related, with Feature 70 serving as the midden for the Feature 34 structure. It is likely, therefore, that the window glass found in Feature 70 originated with Feature 34.

Plaster

Plaster or whitewashed plaster was commonly found in a highly fragmentary form across most of the south and west lawns of the main dwelling, in some cases existing as fragments so small that they formed an inclusion to a larger deposit. In fact, the inclusion of crushed plaster was a diagnostic trait of deposits such as Context 14, which was considered to be a demolition layer. Fragments of plaster large enough to provide insight into construction methods came almost exclusively from the south yard of the main dwelling, either from the deposits associated with AU 1 or AU 3. Plaster recovered from the site was a white lime plaster that had yellowed, often nearly an inch thick in its application. Based on the markings on the reverse of the material, it appears to have been applied to lath in most cases, though some may have been part of chinking for a log structure. In both cases there were several layers of lime wash evident on the face of the plaster, suggesting that it formed a finished surface.

The bulk of the plaster came from deposits associated with the Feature 6 foundation on the south side of the house, suggesting that this structure had once featured plaster walls on the interior and possibly exterior of the building. Much of this material appears to have been carted away after the demolition of the Feature 6 building, with the smaller fragments crushed and trampled into the lawn where they contributed to Contexts 13 and 14.

No plaster was recovered from the deposits in and around Feature 34, the two-chambered foundation in the west yard. This suggests that the structure was not plastered or whitewashed. In fact, plaster was not present in any substantial way in most features, with the notable exception of Feature 84, the uppermost layer of which was completely composed of large fragments of whitewashed wall plaster. Feature 84 was determined to be a privy, and it is unlikely that the privy building itself was whitewashed as there are no surviving foundations to suggest it was a substantial structure. What this does suggest is that the privy feature was abandoned around the same time that the Feature 6 structure was demolished

Pre-Contact

Twenty-two pre-contact artifacts (excluding FCR and Unmodified) were recovered from controlled excavations at the Brumbaugh-Kendle-Grove Farmstead site (Table 8.42). Of this number seven came from natural contexts (five from intact Ab horizons and two from B horizons), while another 10 came from historical features and five from fills. All artifacts are likely to have originated on-site, however, with feature and fill soils coming from local sources. The only known areas of soil importation occurred in the central farmyard beneath the modern driveway, an area that did not

contain any pre-contact material. Thus, while these artifacts lack temporal contexts, spatially, they are likely within close proximity to their original site of deposition.

A total of five raw material types were identified in the assemblage including chalcedony, limestone, quartz, quartzite, and metarhyolite (Table 8.43). Lithic debitage analysis identified early reduction flakes (n=6), bifacial thinning flakes (n=2), shatter (n=2), and flake fragments (n=8). Early reduction flakes represent the majority of technologically diagnostic debitage and include chalcedony (n=2), limestone (n=1), quartz (n=2), and metarhyolite (n=1) raw materials. Both chalcedony early reduction flakes exhibit cobble cortex, and a single limestone flake derived from local bedrock contained block/nodule cortex (Table 8.44). Bifacial thinning flakes exhibiting facetted/complex platforms are relatively rare and restricted to quartzite (n=1) and metarhyolite (n=1). Two pieces of quartz shatter and several additional flake fragments indicate that a bipolar or informal quartz core was knapped on-site. The preponderance of quartz in the assemblage (n=9) suggests that this toolstone was available in the surrounding area and/or the most recently procured lithic raw material. None of the Brumbaugh-Kendle-Grove Farmstead site debitage exhibits evidence of thermal alteration.

Table 8.42. Pre-Contact artifact totals

	Chalcedony	Limestone	Quartz	Quartzite	Metarhyolite	Total
Hafted Bifaces			1		3	4
Debitage	2	2	9	3	2	18
Total	***2***	***2***	***10***	***3***	***5***	**22**

Table 8.43. Debitage totals

Flake Type	Chalcedony	Limestone	Quartz	Quartzite	Metarhyolite	Total
Bifacial Thinning Flakes				1	1	2
Early Reduction Flakes	2	1	2		1	6
Shatter			2			2
Flake Fragments		1	5	2		8
Total	***2***	***2***	***9***	***3***	***2***	***18***

Table 8.44. Debitage cortex totals

Cortex	Chalcedony	Limestone	Quartz	Quartzite	Metarhyolite	Total
Block/Nodule		1				1
Cobble	2					2
Absent		1	9	3	2	15
Total	***2***	***2***	***9***	***3***	***2***	***18***

A total of four hafted bifaces, three complete and one fragment, was recovered from the Brumbaugh-Kendle-Grove Farmstead site, as described below.

FS 195.1: Generalized Straight Stem

FS 195.1 was assigned to the Generalized Straight Stem type. This quartz specimen exhibits a biconvex transverse cross-section, lateral edge retouch, a distal impact fracture, and a straight stem that is lightly ground (Photo 8.48). The biface appears to have been knapped from a flake spall as evidenced by the original striking platform at the base of the haft. Cortex and thermal alteration are not present. Metric variables for this specimen are: mass (8.6 g), maximum thickness (10.91 mm), maximum length (38.63 mm), maximum width (24.27 mm), blade length (26.58 mm), shoulder width (23.54 mm), haft length (12.05 mm), neck width (23.54 mm), and

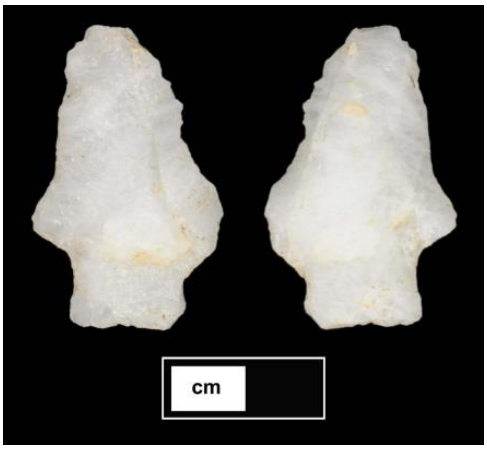

Photo 8.48. Generalized Straight Stem (FS 195.1).

basal width (14.79 mm). Generalized Straight Stem points are typically associated with the Late Archaic period (3000–1000 B.C.), but Custer (1996:176) notes that bifaces of this type extend into the Early and Middle Woodland periods (ca. 1000 B.C–A.D. 1000). This artifact came from a deposit of grading fill which capped the Feature 6 foundation complex and was likely redeposited during the yard grading after Kendle built the brick farmhouse and Feature 6 was abandoned.

FS 243.1: Otter Creek

FS 243.1 was assigned to the Otter Creek type. This hafted biface made on metarhyolite displays a lenticular transverse cross-section, well-formed side-notches, and pronounced square-shaped tangs that are wider than the blade element. Grinding is present along the entire haft element (i.e., base, tangs, and notches) of the biface (Photo 8.49). Cortex and thermal alteration are not present. Metric variables for this specimen are: mass (6.1 g), maximum thickness (6.34 mm), maximum length (39.85 mm), maximum width (27.93 mm), blade length (25.5 mm), shoulder width (22.78 mm), haft length (14.35 mm), neck width (17.04 mm), and basal width (27.93 mm). The Otter Creek type dates between ca. 4600 and 2300 B.C. (Kinsey 1972), straddling both the Middle and Late Archaic periods. This artifact was recovered from the natural B horizon in EU 45 to the west of the southwest corner of the barn. This artifact was found in an undisturbed portion of soil and represents a primary deposit. No other precontact material or features were found in association with this artifact.



Photo 8.49. Otter Creek (FS 243.1).

FS 276.1: Susquehanna Broadspear

FS 276.1 was assigned to the Susquehanna Broadspear type. This specimen was manufactured on metarhyolite and exhibits a lenticular transverse cross-section, distal impact fracture, and an expanding stem that is entirely ground (Photo 8.50). Cortex and thermal alteration are not present. The biface also displays heavy weathering on one face, likely due to exposure to the elements for an extended period of time after discard. Metric variables for this specimen are: mass (15.5 g), maximum thickness (8.32 mm), maximum length (62.82 mm), maximum width (29.02 mm), blade length (46.06 mm), shoulder width (29.02 mm), haft length (16.76 mm), neck width (13.7 mm), and basal width (21.55 mm). Susquehanna Broadspears typically date between 2000 and 1000 B.C. and are associated with the later portions of the Late Archaic period, which is sometimes subdivided into the Transitional Archaic (ca. 2300–700 B.C.) (Carr 2015:55). This was the only artifact found at the base of a historic planting, Feature 45 in the west yard. As historic material was found in associated with this artifact and the feature appears to be a planting, possibly natural, then the deposit which contained this artifact likely represents a primary deposition.

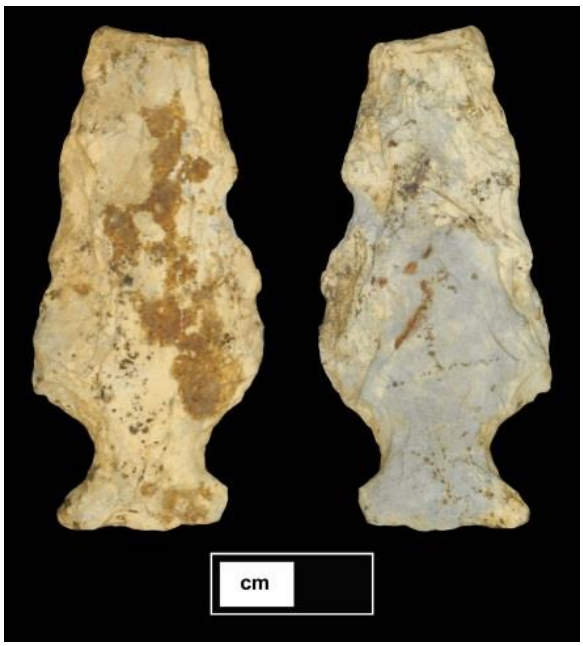

Photo 8.50. Susquehanna Broadspear (FS 276.1).

365.49: Indeterminate Hafted Biface

FS 365.49 could not be assigned to a specific type due to a broken haft element (Photo 8.51). This specimen was manufactured on metarhyolite, is lenticular in transverse cross-section, and displays a transverse fracture at the

intersection of the blade and haft element (i.e., haft snap [Johnson 1979]). The fractured base suggests that this hafted biface was used as a knife or projectile point prior to breakage and discard. Metric variables for this hafted biface fragment are mass (4.8 g), maximum thickness (5.82 mm), maximum length (50.81 mm), and maximum width (19.72 mm). This artifact was found in association with a historic midden feature, Feature 70. This artifact was redeposited into the feature during the historic period, possibly from the adjacent soil. This artifact has a secondary deposition.

Photo 8.51. Indeterminate Hafted Biface (FS 365.49)

Hafted Biface Chronology

A total of four hafted bifaces were recovered from the Brumbaugh-Kendle-Grove Farmstead site, three of which were temporally diagnostic. The earliest occupation is represented by an Otter Creek point, which typologically dates to ca. 4600–2300 B.C. Later occupations are represented by a Susquehanna Broadspear (ca. 2000–1000 B.C.) and Generalized Straight Stem point (ca. 3000 B.C.–A.D. 1000). However, these two hafted bifaces overlap in time and may be associated with the same Late Archaic occupation. Stemmed points and broadpsears have been recovered from the same temporal context at the Williamson site in the Delaware Valley (Hummer 1991) and at the Canfield Island site in the Susquehanna Valley (Bressler et al. 1983). Taken together, the hafted biface assemblage indicates a conservative date range of 4600–1000 B.C., spanning the Middle and Late Archaic periods. A broader occupational timeframe would extend this date range to the Middle Woodland period, or 4600 B.C.–A.D. 1000.

The Brumbaugh-Kendle-Grove Farmstead pre-contact assemblage is composed of a small number of artifacts (n=22) predominated by locally available lithic raw materials, suggesting that Middle and Late Archaic groups visiting the site had relatively small territorial ranges. Examination of the lithic debitage indicates that at least one chalcedony cobble core and quartz bipolar/informal core were expediently knapped on-site while hafted bifaces were manufactured off-site. The presence of impact fractures, a haft snap, and edge resharpening/retouch on 75% of hafted bifaces recovered suggests that bifaces were discarded, or lost, due to breakage associated with use (Johnson 1979). The low-density artifact scatter, relatively high proportion of hafted bifaces (18.18%), and absence of discarded cores and features suggests that a small number of individuals occupied the site for brief periods of time (Andrefsky 2005; Parry and Kelly 1987). All evidence considered, the Brumbaugh-Kendle-Grove Farmstead site likely represents an ephemeral hunting station (Binford 1980; Stewart 1987a) that was repeatedly occupied throughout the Middle and Late Archaic periods.

9. INTERPRETATIONS AND CONCLUSIONS

PRECONTACT INTERPRETATION

The interpretation of the Brumbaugh-Kendle-Grove Farmstead begins well before the establishment of a historic dwelling on the property. During the course of excavation, a variety of pre-contact projectile points and debitage was recovered from deposits across the farm. Based on the diagnostic point types identified during the artifact analysis it appears that the farmstead area was utilized by pre-contact populations from the Middle Archaic through to the Middle Woodland period. While open farmland today, in the precontact period this area was largely covered in forest and was home to a variety of springs and streams that would have attracted game and the human populations who exploited them for food. Excavations determined that artifact density related to precontact utilization was low and highly diffuse, and no precontact activity areas or features were encountered. While not a high concentration, precontact materials were present, especially projectile points. This would seem to suggest that this land was at least being utilized for resource collecting activities such as hunting during these periods, but the absence of associated features suggests that this site was not the location of extended precontact occupation.

HISTORIC INTERPRETATION

Feature and artifact analysis was used to create a site-wide archaeological chronology for the features encountered during excavation. Site features were grouped into five broad temporal categories as listed in Table 9.1 and shown on Figure 9.1: late eighteenth century (1750–1800), early nineteenth century (1801–1845), mid-nineteenth century (1846–1875), late nineteenth century (1876–1900), and twentieth century (1901–2000). This grouping relies heavily on TPQ dating, however, in some cases this dating method artificially skewed the dating toward a later period based on an intrusive artifact or artifacts. In such situations, other dating techniques such as ceramic percent contribution were relied upon. In some cases, a feature did not contain any diagnostic material and so could not be dated. While many such features were encountered, some of them could still be assigned a time period as they formed part of a larger feature complex that could be dated. Conversely, some features with earlier TPQs were placed into a later temporal category based on their association with a feature complex. Modern features such as pipe trenches were assigned to the twentieth century because of their function or because they contained PVC pipes (temporally modern). In Table 9.1 the “Time Period Justification” column explains what techniques were employed or principally relied upon to assign the temporal grouping.

While these temporal categories are not strictly correlated with individual family occupations, in all cases associations can be made. The late eighteenth-century, early nineteenth-century, and mid-nineteenth-century groupings are associated with the Brumbaugh family occupations. The late eighteenth-century grouping principally reflects Jacob Brumbaugh’s tenure, the early nineteenth-century grouping reflects Henry Brumbaugh’s tenure, and the mid-nineteenth-century group relates to the occupations of Andrew and Susan Brumbaugh. The late nineteenth-century category principally relates to the occupation of the Schindels; the dawn of the Kendle period though the bulk of the Kendle and Grove occupations are represented by the twentieth-century category.

Table 9.1. Archaeological Features with Time Period Association

Fea. #	Feature Type	TPQ	TPQ Basis	TPQ Reference	TPQ FS #	Time Period	Time Period Justification
2	Remnant Tank	N/A			N/A	20th century	Stratigraphy/pipe
3	STP	N/A			N/A	20th century	Stratigraphy/excavation notes
4	Remnant Tank	N/A			N/A	20th century	Stratigraphy/pipe
5	Pipe Trench	1815	Pearlware (Hollowware; printed; dark blue)	Azizi et al 1996	324.2	20th century	Stratigraphy/pipe

Table 9.1. Archaeological Features with Time Period Association

Fea. #	Feature Type	TPQ	TPQ Basis	TPQ Reference	TPQ FS #	Time Period	Time Period Justification
11	Post	N/A			N/A	20th century	Relative stratigraphy/cuts modern Ao horizon
14	Metal Post (wash line)	N/A			N/A	20th century	Iron pipe in concrete
19	Pipe Trench	N/A			N/A	20th century	Type of feature/PVC pipe
20	Pipe Trench	N/A			N/A	20th century	Type of feature/PVC pipe
23	Former STP	N/A			N/A	20th century	Stratigraphy/excavation notes
25	Pipe Trench	N/A			N/A	20th century	Stratigraphy/pipe associated with modern septic tank
29	Pipe Trench	N/A			N/A	20th century	Type of feature/PVC pipe
30	Pipe Trench	N/A			N/A	20th century	20th-century leach field
31	Pipe Trench	N/A			N/A	20th century	Type of feature/PVC pipe
32	Pipe Trench	N/A			N/A	20th century	Type of feature/PVC pipe
33	Root Stain	N/A			N/A	20th century	Type of feature/PVC pipe
52	Former STP	N/A			N/A	20th century	Stratigraphy/excavation notes
60	STP 7 (2001)	N/A			N/A	20th century	Stratigraphy/excavation notes
18	Planting	1830	Nail (Cut)	Wells 2000	282.5	Early 19th century	TPQ
35	Brick Footer	1830	Nail (Cut)	Wells 2000	306.4	Early 19th century	TPQ
36	Stone Wall	1840	White Granite (Tableware)	www.jefpat.org	372.4	Early 19th century	TPQ
37	Stone Wall	1840	Hard Paste Porcelain Button (Painted; purple)	Sprague 2002	373.1	Early 19th century	TPQ
46	Not A Feature	1840	Whiteware (Plate; molded pattern; blue)	www.jefpat.org	275.3	Early 19th century	TPQ
49	Post	1830	Nail (Cut)	Wells 2000	342.2	Early 19th century	TPQ
51	Planting	1829	Whiteware (Hollowware; printed; red)	www.jefpat.org	321.5	Early 19th century	TPQ
56	Post	1835	Whiteware (Flow painted; blue)	Snyder 1992	279.3	Early 19th century	TPQ
57	Planting	1830	Nail (Cut)	Wells 2000	305.3	Early 19th century	TPQ
63	Post	1840	White Granite (Hollowware)	www.jefpat.org	334.2	Early 19th century	TPQ
74	Cobbled Path	1890	Ironstone (Hollowware; decal overglaze; red and green)	Miller et al 2000	288.13	Early 19th century	The TPQ for this deposit is based on an intrusive artifact (FS 288.13). Most of the associated material came from crevices between the cobbles on the surface. This path feature capped an 18th-century yard surface and the material that was principally found on top of it dated to the early and mid-19th century. In order for such material to end up on the surface in the early 19th and mid-19th century, the feature had to be extant.
75	Cobbled Path	N/A			N/A	Early 19th century	Association with paths dating to the early 19th century
81	Flagstone Path	1815	Whiteware	Azizi et al 1996	298.26	Early 19th century	TPQ
95	Cobbled Path	1840	White Granite	www.jefpat.org	352.6	Early 19th century	TPQ; association with Feature 74

Table 9.1. Archaeological Features with Time Period Association

Fea. #	Feature Type	TPQ	TPQ Basis	TPQ Reference	TPQ FS #	Time Period	Time Period Justification
97	Root Stain	1830	Nail (Cut)	Wells 2000	274.1	Early 19th century	TPQ
98	Planting	1815	Whiteware (Blue Decoration)	Azizi et al 1996	277.3	Early 19th century	TPQ
101	Flagstone Path	1835	Mold Blown by Mouth bottle (Aqua; common glass)	www.sha.org/bottle/	307.4	Early 19th century	TPQ
104	Stairs	N/A			N/A	Early 19th century	Structural association with contexts 44/45 foundation (northern extension to Feature 6)
106	Builder's Trench	1795	Pearlware (hollowware; painted; earth tone colors)	Miller et al 2000	351.4	Early 19th century	TPQ
1	Post	N/A			N/A	Late 18th century	Relative stratigraphy, cut into subsoil capped by late 18th-century yard deposit and early 19th-century path
6	Foundation	1845	Yellowware (Bowl; dipt; white)	www.jefpat.org	346.6	Late 18th century	TPQ places the feature in the early 19th century, but the abundance of mid-18th-century coins in association with the foundation and the *Flurküchenhaus* plan design suggest an 18th-century date. TPQ is difficult as the material found in association with the walls of the foundation came from nooks and crannies within the wall, many of which were likely introduced during later grading. Only the latest two artifacts date to the mid- to late-19th century while the remaining datable artifacts are 18th-century coins, creamware, and pearlware, suggesting a late 18th-century into early 19th-century date. The percent contribution distribution for this feature seems to support this chronology.
9	Post	N/A			N/A	Late 18th century	Relative stratigraphy/capped by late 18th- and early 19th-century midden deposits in west lawn
10	Floor	N/A			N/A	Late 18th century	Relative stratigraphy/association with Feature 6 complex
12	Post	N/A			N/A	Late 18th century	Association with Feature 6 complex/stratigraphy
13	Post	N/A			N/A	Late 18th century	Association with Feature 6 complex/stratigraphy
43	Planting	1795	Pearlware (Hollowware; Painted; earth tone colors)	Miller et al 2000	319.2	Late 18th century	TPQ
48	Rectangular Trench	1775	Pearlware (Painted; blue)	Miller et al 2000	302.8	Late 18th century	TPQ
50	Planting	1775	Pearlware (Hollowware)	Azizi et al 1996	326.1	Late 18th century	TPQ
59	Sill Stain	1775	Pearlware (Painted; blue)	Miller et al 2000	363.9	Late 18th century	TPQ
61	Sill Stain	1775	Pearlware (Flatware; painted; blue)	Azizi et al 1996	367.5	Late 18th century	TPQ
72	Post	1775	Pearlware (Hollowware)	Azizi et al 1996	313.1	Late 18th century	TPQ
87	Post	1795	Pearlware (Painted; brown)	Miller et al 2000	361.1	Late 18th century	TPQ

Table 9.1. Archaeological Features with Time Period Association

Fea. #	Feature Type	TPQ	TPQ Basis	TPQ Reference	TPQ FS #	Time Period	Time Period Justification
99	Post	1762	Creamware	Miller et al 2000	285.2	Late 18th century	TPQ
54	Post	1895	Mold Blown by Mouth bottle, Medicine (Aqua; common glass)	www.sha.org/bottle/	343.9	Late 19th century	TPQ
55	Post	N/A			N/A	Late 19th century	Part of Feature 54 Complex
83	Post	N/A			N/A	Late 19th century	Part of Feature 54 Complex
84	Historic Barrel	1880	Bottle, Pharmacy Oval (Colorless; non-lead glass; embossed)	(full reference in extra info)	289.3012	Late 19th century	TPQ
88	Post	1875	Nail (Wire)	Wells 2000	297.1	Late 19th century	TPQ
89	Post	1850	Mold Blown by Mouth bottle (Colorless non-lead glass)	www.sha.org/bottle/	301.5	Late 19th century	TPQ
90	Post	N/A			N/A	Late 19th century	Part of Feature 54 Complex
93	Post	1775	Pearlware	Azizi et al 1996	308.2	Late 19th century	TPQ
94	Post	1795	Pearlware (Hollowware; Painted; earth tone colors)	Miller et al 2000	336.8	Late 19th century	TPQ
96	Flower Bed Trench	1885	Nail (Wire)	Wells 2000	303.6	Late 19th century	TPQ
102	Post	1815	Whiteware (Hollowware)	Azizi et al 1996	369.2	Late 19th century	TPQ
105	Builder's Trench	1840	White Granite (Tea Cup; molded pattern)	www.jefpat.org	159.11	Late 19th century	Stratigraphy association with structure
34	Stone Foundation	1869	Milk Glass Lid Liner	Miller et al 2000	287.28	Mid-19th century	TPQ/percent contribution/stratigraphy
40	Planting	1850	Copper alloy button with molded pattern	Albert 1976	329.2	Mid-19th century	TPQ
66	Rectangular Cut	1830	Nail (Cut)	Wells 2000	337.1	Mid-19th century	Feature 34 complex; TPQ
68	Post	N/A			N/A	Mid-19th century	Feature 34 Complex
70	Midden	1866	Mold Blown by Mouth bottle (Colorless; non-lead glass)	www.sha.org/bottle/	365.3011	Mid-19th century	TPQ
78	Post	N/A			N/A	Mid-19th century	Feature 34 Complex
82	Post	N/A			N/A	Mid-19th century	Feature 34 Complex
85	Post	N/A			N/A	Mid-19th century	Feature 34 Complex
86	Post	N/A			N/A	Mid-19th century	Feature 34 Complex

Looking at the temporal breakdown of the features illustrated in Figure 9.1 it can be seen that those features related to late eighteenth-century occupation of the site are centered near Feature 6 and encompass unknown outbuildings to the west. The early nineteenth-century grouping includes the large pathway complexes in the north and east yards and the stairs that lead to the basement of the northern extension of Feature 6. Additional potential outbuildings in the field to the southwest of Feature 6 suggest that the farmyard area during the early nineteenth century may have continued well south of the current farmhouse. By the mid-nineteenth century, the smokehouse (Feature 34) and its associated midden (Feature 70) were present. Late nineteenth-century features are limited to the Feature 54 complex fence line, the privy (Feature 84), and the disturbance to the Feature 95 cobble pathway (Feature 96). The twentieth-century features principally include pipe trenches: one leading to the well, one to a water tank in the west yard, one to septic tank inside Feature 16, and a complex of pipe trenches constituting the leach field in the fields to the south of the farmhouse. This temporal breakdown based on archaeological data provides a guide to the archaeological

evidence; it shows how the built environment changed throughout the occupation history of the site, and forms a platform upon which interpretations about features and the people who made them relate to one another.

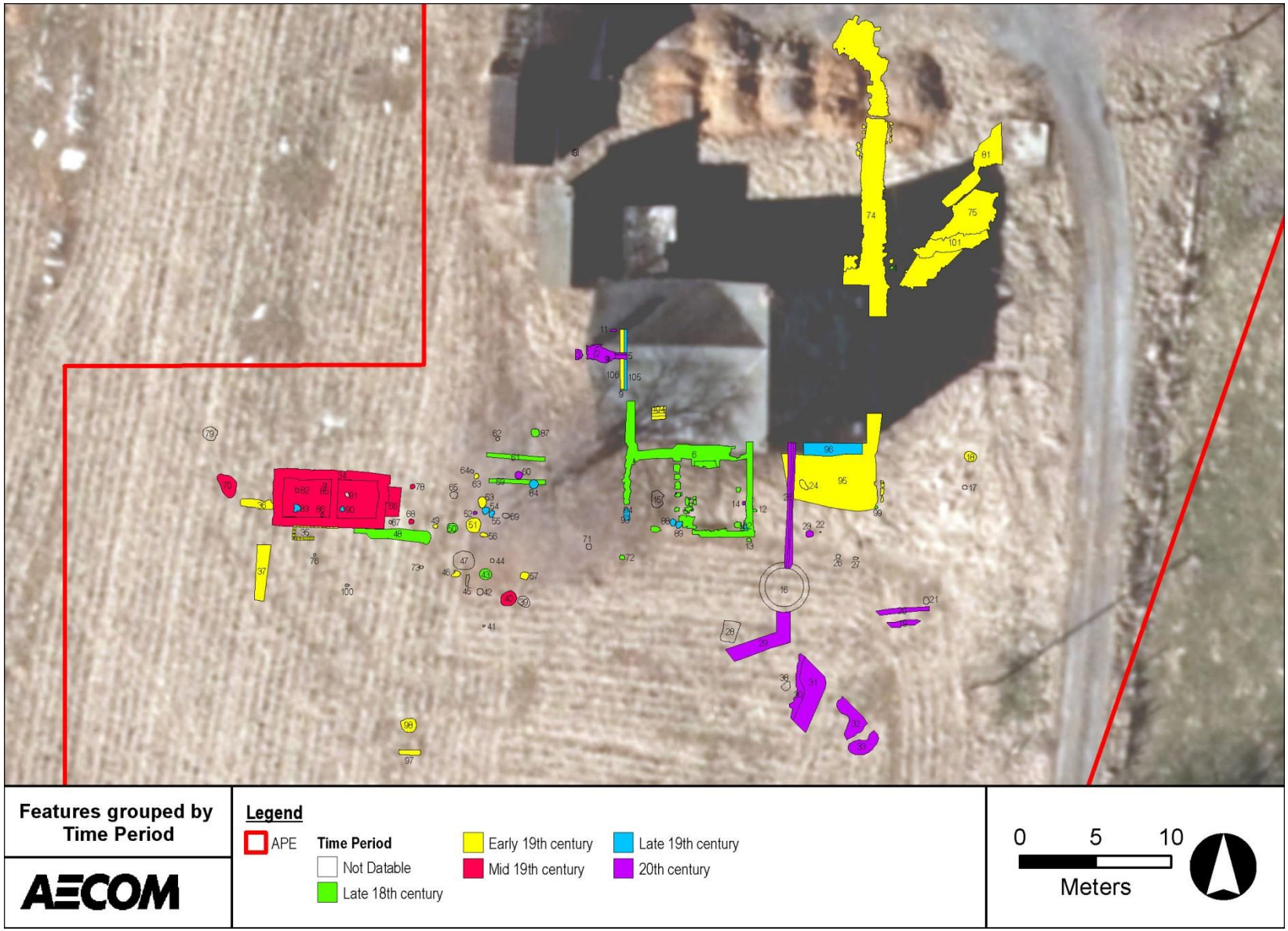

Figure 9.1. Features identified archaeologically at the Brumbaugh-Kendle-Grove Farmstead, grouped by time period.

RESEARCH QUESTIONS

Prior to excavation, AECOM submitted a data recovery work plan to the Maryland Historical Trust outlining the procedures and research questions that it hoped excavation would be able to address. Two research themes, the Archaeology of Farmsteads, and Slavery and Conflict were selected as research frameworks about which it was felt the investigations at the Brumbaugh-Kendle-Grove Farmstead might be able to provide valuable data. To that end, AECOM's research was focused on four primary categories: site development history, slavery and conflict, household economy, and landscape use. For each general research category, a series of more targeted questions was asked and an explanation of what type of data would be necessary to provide the requisite answer was given. In this chapter, the discussion is organized according to the four topics listed above. Each section will begin with the list of questions outlined in the data recovery plan, which will then be examined in relation to the data gathered during the investigation and its ability to provide a meaningful answer to the query. In order to address these research questions, AECOM employed archaeological data and information gleaned from documentary sources to provide a holistic interpretation.

Site Development History

1) *Was there an eighteenth-century house on this parcel within the study area? Did Jacob and Mary Brumbaugh build two log houses on neighboring properties, or did their son Henry build a second log dwelling on the southern portion of the property when he inherited it ca. 1803?*
2) *What was the approximate construction date of the building represented by the earlier foundation preserved beneath the current house? With what household(s) is the earlier house associated?*

The first two question groups in this section pertain to the early building chronology on the site and are best addressed in tandem. The answer to the first question—whether there is evidence for an eighteenth-century structure within the survey area—appears to be yes. Excavations at the core of the farmstead uncovered the foundations of an early structure, Feature 6. A total of 7 coins with dates ranging from 1731 to 1755 were recovered from within the Feature 6 structure, suggesting a mid-eighteenth-century construction date. The percent contribution analysis for this feature suggested a ceramic date that peaked c. 1810 but was well represented in the late eighteenth century. The combination of the well-dated eighteenth-century coins and ceramics in association with this feature seem to indicate that occupation occurred in this location in the eighteenth century.

Delineation of the Feature 6 foundation showed it to be approximately 28 × 28 ft. (8.53 × 8.53 m) or roughly square. This structure appeared to have had at least two chambers, one larger than the other, with a central chimney and hearth. The Feature 6 foundation had a shallow foundation made of roughly shaped local limestone only several courses thick and held together with lime mortar. No basement or cellar cut was observed during the excavation of the Feature 6 structure, most of which took place in the southern half of the structure as the northern half was capped by a modern concrete porch. Feature 6 was situated on largely flat ground or a gentle slope overlooking a landscape of undulating terrain. It was placed only a short distance from a natural spring, a seep in the natural bedrock (the site of the current well). Although there was no cellar beneath the house, the presence of a possible root cellar immediately north of the foundation was initially indicated by an off-alignment wall remnant noted in the basement floor of the brick house, along its western wall. A structure was identified in this location during demolition monitoring, as was a stairway leading from Feature 6 down toward this structure (although the relationship between the stairway and the subterranean structure could not be confirmed).

The interior of the Feature 6 structure had an evident floor deposit, characterized by a compacted, ash stained layer that encompassed the entirety of the interior of the structure. This deposit comprised Contexts 41 and 64 and was classified as Feature 10. A soil sample from Feature 10 contained limited quantities of the macrobotanical remains of strawberries, elderberries, figs, raspberries, and blackberries, all of which were historically consumed and used in jams, pie fillings, and preserves. This soil sample lacked any evidence of tomatoes, which is potentially temporally

diagnostic, as tomatoes were not popularized until the end of the eighteenth century. The absence of tomato seeds from the floor surface adds some weight to the interpretation of this structure as a mid-eighteenth-century occupation.

Based on the structural remains of Feature 6 a great deal can be said about the house and how it was organized and used. The most diagnostic feature of the structure was its central chimney, which was common to houses constructed by German settlers in the New World. A central chimney within a structure is typically indicative of a Continental Plan house plan, a derivation of the German *Flurküchenhaus* plan. A Continental house was roughly square, had two or three chambers, a side-gabled roof, and offset central chimney (Friesen 1990; Foster 2004; Glassie 1969) (Figure 9.2). A Continental house layout typically included a kitchen, *kütche,* a hall, s*tube,* and often a *kammer* or sleeping chamber set off to the side of the *stube*. In the Continental/*Flurküchenhaus* plan, each room had a specific function and the rooms were typically arranged in a specific way. The *kütche* was not just where cooking was done but was also typically the primary entrance to the structure. The layout of the *kütche* typically featured a large fireplace offset toward the entryway (Friesen 1990; Foster 2004). In other versions of the Continental plan, there were two doors, one at either end of the kitchen.

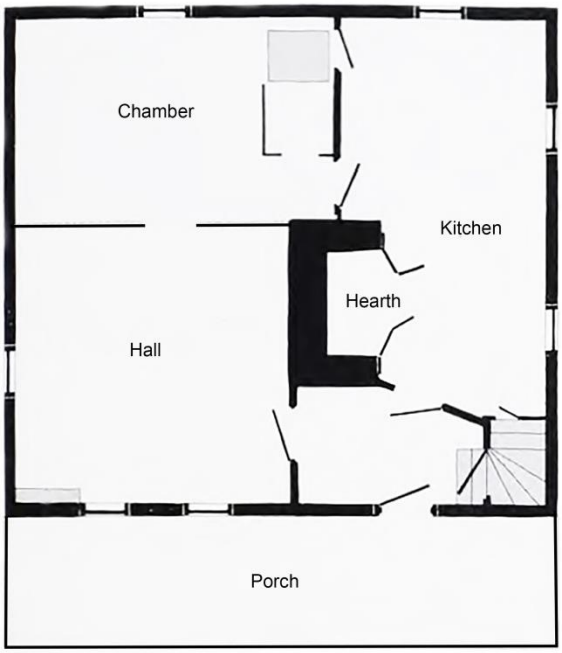

Figure 9.2. Continental/*Flurküchenhaus* house plan, first floor (Glassie 1969). In the case of the Brumbaugh structure north would have been on the right side of the plan.

Photo 9.1. Planview of the hearth in Feature 6 (north is at top of photo).

While the type of housing plan is relatively well understood, the internal layout of the Feature 6 structure is more difficult to conceptualize. Most of the debate for determining the layout of the internal structure centers on the hearth footer that was observed in the north wall of the eastern chamber (Photo 9.1). This pad was composed of mortared stone, much of which had been robbed away. While there is little doubt that this portion of the Feature 6 structure was representative of a hearth base (especially as no other such hearth feature was observed) the orientation of the structure remained in question. No flagstones or brick floor pad for a firebase remained to indicate which chamber abutting this feature was the kitchen. The presence of a substantial concrete porch just north of the hearth footer feature prevented fully examining the northern room during the Phase III investigation. The only real indicator of direction was the largely finished edge to the northern side of the hearth pad feature. The southern edge of the pad was diffuse and ephemeral and appeared to have been largely robbed away. If the straight edge of this pad faced the kitchen, it likely abutted a more substantial hearth base made of flagstone or brick that has since been robbed out. The other option is that this straight edge abutted a chimney wall and was part of the hearth floor. The third option is that this hearth pad feature was part of an oven inset built into the interior of the fireplace. The Berolet-Herbein Cabin in Berks, Pennsylvania, featured such an oven, a construction built within the main fireplace. In the field the interpretation had been that the southeastern room had been the kitchen, owing in part to the initial observation of the ashy floor surface, but this floor surface was eventually found to occupy the entirety of the interior of Feature 6 so was not considered diagnostic of kitchen use. To the east of the Feature 6 hearth pad, there appeared to be a bit of a stone protrusion that may have been the base of a north running fireplace wall, another such ephemeral structure occurred to the west more or less in line with the Context 36a wall, a line of ephemeral support stones separating the chamber from the hall. If these ephemeral protrusions represent the remains of a fireplace footer, then it is likely that the northern chamber was the kitchen. The layout of the house with the kitchen at the north does have other supporting

evidence. First, in a typical Flurküchenhaus/Continental house plan, the *stube* or hall is the biggest chamber in the house and the *kammer* or sleeping quarters is accessed from the hall. The *kütche* was generally long and thin and had an entrance on both the front and rear. Based on the room proportions derived from the uncovered portions of Feature 6 we find that the southeastern room was the largest (4.26 x 4.26 m or 14 × 14 ft.) and was adjoined by a smaller room to the southwest (2.74 x 4.26 m or 9 × 14 ft.). The northernmost chamber, which was partially covered by the modern porch, was long and thin (3.05 x 7.31 m or 10 × 24 ft.) and, as discussed above, likely contained a hearth. It would seem therefore that the layout of Feature 6 does proportionally conform to other known examples of the Continental style such as the Hans Herr house (Friesen 1990) or the Bertolet-Herbein Cabin (HABS PA-1047). The final piece of evidence that seems to secure the understanding of the layout of Feature 6 is achieved by overlying Bucher's floorplan of a Continental house from Cumberland County, Pennsylvania, over the remains of Feature 6 (Figure 9.3). This overlay shows a high degree of congruence between the expected Continental plan and Feature 6, especially with regard to the placement of the hearth and kitchen. This congruence between known plans and archaeological remains seems to indicate that Feature 6 was indeed a Continental style house with a northern kitchen, and a southern hall and chamber.

Figure 9.3. Overlay of *Flurküchenhaus*/Continental house plan on top of Feature 6 (Glassie 1969).

While the initial Phase III excavation only succeeded in identifying about two-thirds of the original *Flurküchenhaus* foundation, subsequent monitoring during demolition removed the later house structure and associated porch structure that had been capping the northernmost section of the foundation. This monitoring effort revealed the presence of a north wall to Feature 6, directly abutting the south wall of the rear ell foundation in exactly the manner expected based on the excavations along the west wall of the standing structure that first showed the relationship between the three phases of foundation. This excavation also revealed a set of wooden stairs and a stone-lined stairwell leading down into the basement of the ell from Feature 6. This staircase, made of hewn logs held in place by mortared stone, demonstrates that Feature 6 and the basement of the ell existed and were used at the same time. This staircase corresponds with the filled in door in the south wall of the basement of the rear ell. This staircase is one of the most revealing structural features uncovered as it answers a number of questions about the construction, phasing, and layout of the dwelling-house structure. The staircase walls appear to be an integrated part of the ell-basement foundation that abuts the Feature 6 foundation. Evidence of the north wall of the Feature 6 foundation was ephemeral and was much disturbed by demolition activities so it is difficult to say if there was a cut for the stairs in the early *Flurküchenhaus* phase of the dwelling. The fragment of unexplained, slightly off-alignment, wall in the western portion of the ell of the main house basement would seem to indicate that there was a subsurface feature to the north of the *Flurküchenhaus* dwelling during this early phase, likely a root cellar. It is possible that this early cellar may have been accessed from the northern chamber of the Feature 6 dwelling via stairs that may be the wooden treads seen in the current incarnation of the staircase. In the *Flurküchenhaus* form, the cellar is almost always attached to the kitchen portion of the house, adding further evidence to the interpretation of the northern room of the Feature 6 foundation as the kitchen. The subsequent addition, which was the ell portion of the later house, turned this cellar into the basis for the early nineteenth-century expanded dwelling's basement. The fact that the later foundation to the rear ell respects the Feature 6 foundation and that a stone-lined passage for stairs connecting the two was built into this

later foundation suggests that the basement of the ell may have remained relevant to food storage, provided of course that the renovation of the house and its reorganization did not eliminate the role of the kitchen in the north of Feature 6. If it did the area may have been used for other storage and possibly for occupation as it did possess a hearth, a brick paved floor, and access to the main house.

The superstructure of Feature 6 seems most likely to have been a log structure that was plastered or at least had plaster chinking between its timbers. According to Foster (2004), houses of the Continental type were often constructed of stone or brick, but versions constructed of log and wood frame, roughcast plastered, or sheathed in weatherboards were also common (Foster 2004). German settlers in Washington County, Maryland, like those in southern Pennsylvania just a few miles north, had a long tradition of timber construction, which typically featured the V-notch joining method (Sickels-Taves and Allsopp 2005). The V-notch joining system used timber that had been hand-hewn with an axe and the end of each log was fitted with a joint that had a broad V-shape. The space between the logs was then packed with a mixture of lime-mortar and earth to seal the wall and help keep out the weather. In the eighteenth century, such structures were relatively common as they were quick and easy to build, and suitable timber was plentiful. A timber structure with plaster chinking or coated in plaster would account for the high volume of pulverized mortar found in demolition deposits such as Contexts 39 and 14, which capped Feature 6. Additionally, this construction technique of chinking with plaster seems to be corroborated by Williams description of the demolition of the old farmhouse and construction of the brick farmhouse by Kendle (Williams 1992). Further support for this interpretation comes from the structure of the foundation itself, being a flat and level surface, not overly jagged as it would have been if it had been a stone wall that was knocked down and robbed away. The discovery of recycled V-notched timbers used as floor supports in the barn indicates that the V-notch construction practice was utilized on the property, making this building practice a likely candidate for the construction technique used to erect Feature 6. All told, Feature 6 has sufficient characteristics to classify it as a log-built, plastered house built on the Continental plan. Figure 9.4 is an artist rendering of what the Feature 6 structure might have looked like.

Knowing how the house was built and organized tells us how it may have been used. From the presence of a central chimney, we can tell how the house was heated. The *stube* or hall would have been used for meeting, dining, and overflow sleeping, and was heated by an iron stove that was fed from the *kütche* via a hole in the back of the chimney. In this way, a single fire could heat multiple rooms. German style 8 and 10 plate stoves were produced widely in colonial American and would have been a common feature in a Germanic household. While no evidence of upper rooms survives archaeologically, their presence and function can be presumed based on surviving contemporary structures of the same time period and type. While on the foundation remained, we know from surviving examples that houses following this plan were side gabled, and often included one or two attics, which were used for additional sleeping quarters and food drying and storage, and were heated in a similar manner from the central chimney (Friesen 1990; Foster 2004).



Figure 9.4. Artist rendering of the Feature 6 structure in its mid-eighteenth-century form, facing northeast.

Having established that Feature 6 was a mid-eighteenth-century log dwelling built on the Continental house plan we must try to determine with whom it can be associated. The first person to patent the land on which this house was situated was Conrad Hagmeyer in 1752. While Hagmeyer owned the title to the original Cleland's Contrivance, there is little documentary evidence to suggest that he actually took up residence on the tract, nor is there any indication that any improvements were made upon the land during his ownership as none are mentioned in the transaction when he sold it to Jacob Brumbaugh in 1759. While there is the possibility that Feature 6 represents an early Hagmeyer occupation, the most likely candidate for the builder of this house is Jacob Brumbaugh, the first of the Brumbaugh line to settle on the farm. Jacob Brumbaugh immigrated to Hagerstown via Philadelphia in 1750. In his travels from Philadelphia to Hagerstown, he would likely have moved along the Great Wagon Road or at least traveled through the well-established German immigrant communities in Lancaster and Cumberland Counties where houses of the *Flurküchenhaus* type were common. In addition to his familiarity with the *Flurküchenhaus* building layout, he would likely have also been familiar with Germanic traditions of log construction. The fact that the Feature 6 structure appears to have been laid out in the Continental/*Flurküchenhaus* pattern combined with the likely log construction suggests that this home was erected early. The presence of early coins in the deposits associated with the subfloor of the main chamber and demolition of the structure further bolsters the likelihood that the structure was related to the initial settlement. In the late eighteenth and early nineteenth centuries Germanic building traditions quickly gave way to a more English style of construction, and upwardly mobile German families seeking to blend with the established power structure began adopting more anglicized construction practices, trading the Continental layout for a more anglicized layout with gable ended chimneys, and/or more Georgian style layout of symmetrical windows and doors (Foster 2004). Many houses initially built on the Continental plan were modified to a more Georgian plan, where chimneys were moved to the gable ends (Foster 2004). Were the Feature 6 structure to have been built in the early nineteenth century, such structural elements as a central chimney would likely not have been included. Based on the archaeological and architectural evidence it would seem that the Feature 6 foundation represents the earliest phase of European American settlement within the study area, likely dating to the mid-eighteenth century when Jacob Brumbaugh first took up residence on this parcel in his first purchase of Cleland's Contrivance.

As for the question as to whether Jacob and Mary Brumbaugh built more than one house on the parcel, or whether this part of the Brumbaugh farm was first occupied by their son Henry is more challenging. Given the observations about Feature 6 stated above it appears that Jacob Brumbaugh did occupy the project area in the early period of settlement in the mid-eighteenth century. If this area had not been occupied until Henry inherited the land in the early nineteenth century the prevalence of mid-eighteenth-century coinage associated with the Feature 6 structure is hard to explain. This is not to say that Henry did not come to live there once he inherited, but it does appear to rule out the interpretation that the first structure in the project area was built by Henry. Whether or not the Brumbaughs built multiple houses on the tract is less clear. It is known from the historical record that several of Jacob's sons are listed as heads of households prior to his death and the official subdivision of the land around 1803. There is, therefore, the possibility that such a structure could have been built for one of his sons. The only problem with this interpretation is the archaeological dating, particularly from the coin assemblage. If Jacob's homestead was located elsewhere and the Feature 6 house was constructed around the time that Jacob bought the land in 1752, then it would mean that he arrived and immediately established two dwellings. This scenario seems an unlikely expenditure of effort for no reason. However, calling Feature 6 the sole Jacob Brumbaugh homestead contradicts the prevailing family history, which states that the Jacob Brumbaugh homestead was located to the northeast, on the land that was given to his son David in 1897. The site of a log structure is located under what is now the runway extension to the Hagerstown Airport, and an image of it c. 1900 does survive in the family genealogy (Williams 1906; Brumbaugh 1913) (see Photo 2.3 in Chapter 2). If the accepted history is correct, then Jacob arrived and quickly established two separate homesteads on his land, a notion that, as stated above, seems unlikely since he had no sons of age at the time. By the time his sons were old enough to warrant their own households, it would have been the last quarter of the eighteenth century, past the indicated construction date of Feature 6. We are therefore faced with a quandary of interpretation, either the accepted oral history has miss-ascribed the location of the early Brumbaugh homestead to a later structure (albeit one likely built by the Brumbaughs), or the Brumbaughs arrived and quickly built two separate households.

If we face the possibility that the accepted history has miss-ascribed the occupation of a household to Jacob instead of one of his sons much of the dating conflict resolves. The only evidence in favor of the ascription of the northern house to Jacob Brumbaugh is a historic photo caption and family lore that was codified into writing by T.C. Williams in his 1906, *The History of Washington County, Maryland*. By contrast, the archaeological excavation of Feature 6 provides dating and structural evidence to suggest that it was built and occupied around the time that the Brumbaughs arrived in Maryland. The archaeological deposits indicate that the project area has been continuously occupied since the initial settlement in the 1750s, but unfortunately, no archaeological evidence is available for the adjacent parcel, so a firm date for this other structure is difficult to ascertain. There are, however, other indicators that the initial Brumbaugh homestead was in fact Feature 6. One argument that could be made is that the site of the "homestead" as called out in the family genealogy says that it was constructed in 1756. The log structure now under the airport runway is located on a piece of land called the Chance, a tract that Jacob did not patent until 1765. It is unlikely that he would have established a large farm in 1759 only to build his homestead on a parcel of land that he did not own. Another argument in favor of the initial homestead being Feature 6 is that it sits just 400 feet downslope from the Brumbaugh family cemetery where Jacob and his wife are interred. By contrast, the "Napoleon Brumbaugh" house traditionally referred to as the Jacob Brumbaugh homestead sits nearly three-quarters of a mile to the northeast of the cemetery. In the case of Feature 6, the Brumbaugh cemetery looks down on the site of the homestead that Jacob and his family established, but from the other property, the cemetery is hidden from view by the undulating landscape. Spatially, the location of Feature 6 seems to make more sense for the early homestead. It seems that this location was likely the initial Brumbaugh farmstead and that the other location was the site of a later descendant farmstead, likely built by one of the Brumbaugh children in the last quarter of the eighteenth century.

There is no evidence that Henry Brumbaugh built a second house to the south, but to the contrary, that he enlarged the existing house (i.e., Feature 6). The initial dwelling house on the farm was built in the Continental/*Flurküchenhaus* style following the footprint of Feature 6. The footprint of the dwelling-house appears to have evolved and expanded when the property passed to Jacob's son Henry in the early nineteenth century. The 1859 valuation of the property (for Andrew, Henry's son) describes the dwelling house as being 50 × 28 ft. (15.24 x 8.5 m):

> *Containing two hundred and seventy five acres, about forty acres in woods, about two hundred and thirty acres of cleared land laid off into nine fields and two small lots, the fencing in good repair, a*

> *garden in order and fencing in good repair, an apple orchard with about three hundred & sixty trees, there is on the said farm a dwelling house 50 by 28 feet and back building 18 by 30 feet in good repair, two other outhouses in good repair, a barn 101 by 50 feet and over shoot 101 by 9 ft. in good repair, and a stable 16 by 18 feet in good order, also a cider press under cover 30 by 16 ft., wagon shed 28 by 44 ft., a chicken house 18 by 20 ft., a hog pen, carriage house & corn crib under one roof 28 by 30 ft., smoke house 12 by 24 ft., apple house 24 by 15 ft., all in good repair. (Washington County 1859)*

While the modern footprint of the brick house was substantially larger than 15.24 x 8.5 m (50 × 28 ft.), Feature 6 plus the basement of the rear ell to the brick house match these dimensions almost exactly. Further, the ell basement has an abandoned chimney base, suggesting an earlier origin. Excavation along the western wall of the brick house revealed two foundations, the deeper (and older) of which directly abuts Feature 6 and continues down into the basement of the rear of the brick building. The fact that the southern wall of the ell foundation directly abuts the north wall of Feature 6 suggests that they co-existed for some time and that this basement section was likely built with respect to Feature 6 as a standing structure. Archaeological data provide a mid-eighteenth-century date for Feature 6, while the builder's trench of the foundation for the rear ell has a TPQ of 1795. Henry took possession of the property in 1803, making it likely that the expansion was done under his tenure. As visible in its basement, the ell has hand-hewn floor joists and the aforementioned abandoned chimney base. It also has, in its southern wall, a filled-in door that would have presumably led into the kitchen of the Feature 6 structure. Based on the archaeological, structural, and documentary evidence it would seem that the second phase of the dwelling house comprised the Feature 6 house with a northerly extension that sat atop the basement of what became the rear ell to the later Kendle-period brick house.

The floorplan of this new structure would have, externally at least, made the structure more symmetrical (Figure 9.5). In this expanded Henry Brumbaugh period dwelling house the kitchen, which was the main entrance to Feature 6, was now in the middle of the building, flanked to the north and south by two largely symmetrical wings, each approximately 5.1-5.5 m (17–18 ft.) wide north-south. This expanded dwelling would have now roughly conformed to the Germanic 4 over 4 style, representing a conception of space more readily defined by ideas of symmetry and balance. Feature 6 and its northern extension would have been connected at grade, but there would also have been access to the new cellar from the exterior in the northern wall of the new addition as well as from the original house. Evidence of this connection is visible in the south wall of the basement of the rear ell, where there is a walled up former doorway in the southwest corner and a staircase (Feature 104) behind it leading into the kitchen of the original Feature 6 structure. The material used for the addition's superstructure is not definitively known, but it was likely log or frame. The absence of significant quantities of brick and stone in the demolition layers encountered during excavation seems to support the log or frame interpretation. Instead, crushed plaster is the primary inclusion in the demolition deposits, a material used in both the chinking and coating of log structures. Documentary accounts of the property also seem to corroborate the interpretation of the Brumbaugh period farmhouse as a log structure. An 1884 description of the property in the Chancery Record describes the house as a log and roughcast structure:

> *… being the house and farm of Andrew Brumbaugh, deceased, and containing 162 ¾ acres of land more or less. The improvements thereon being a two-story log and roughcast dwelling house, a large brick Swisser barn and a good well of water, 1 Two-story tenant house with stabling, a good wagon shed, carriage house, hog pen and all other necessary outbuildings with an excellent orchard of apples and peach trees. Upon the land is sufficient timber the uses of the Farm. The land is all of the highest quality of Limestone and is especially adapted for the growing of wheat and Corn … (Chancery Record No. 25:458–461)*

Figure 9.5. Artist rendering of the dwelling after the early nineteenth-century addition, also showing the cobbled pathways that were introduced around this time. The southern half (left) of the house was the original Feature 6 *Flurküchenhaus*, while the northern part of the house was the early nineteenth-century addition. View facing northeast.

There is no archaeological or documentary evidence suggesting that the structure changed throughout the remainder of the Brumbaugh period, through the late nineteenth century. Henry's son Andrew died shortly after him, in 1859, after which the property (Andrew's estate) was in guardianship. During this period, major changes to the property would have left a paper trail in the courts—a paper trail that does not appear to exist. Further, the description of the property in 1884 matches the archaeological record of the original house plus Henry's early nineteenth-century northern addition. Given these observations, it is likely that that the dwelling remained largely unaltered during the brief tenures of Ulysses S. Brumbaugh and the Schindels, ultimately being replaced by the Kendle period brick farmhouse. Figure 9.6 shows the construction phasing of the farmhouse over time as interpreted from architectural and archaeological evidence.

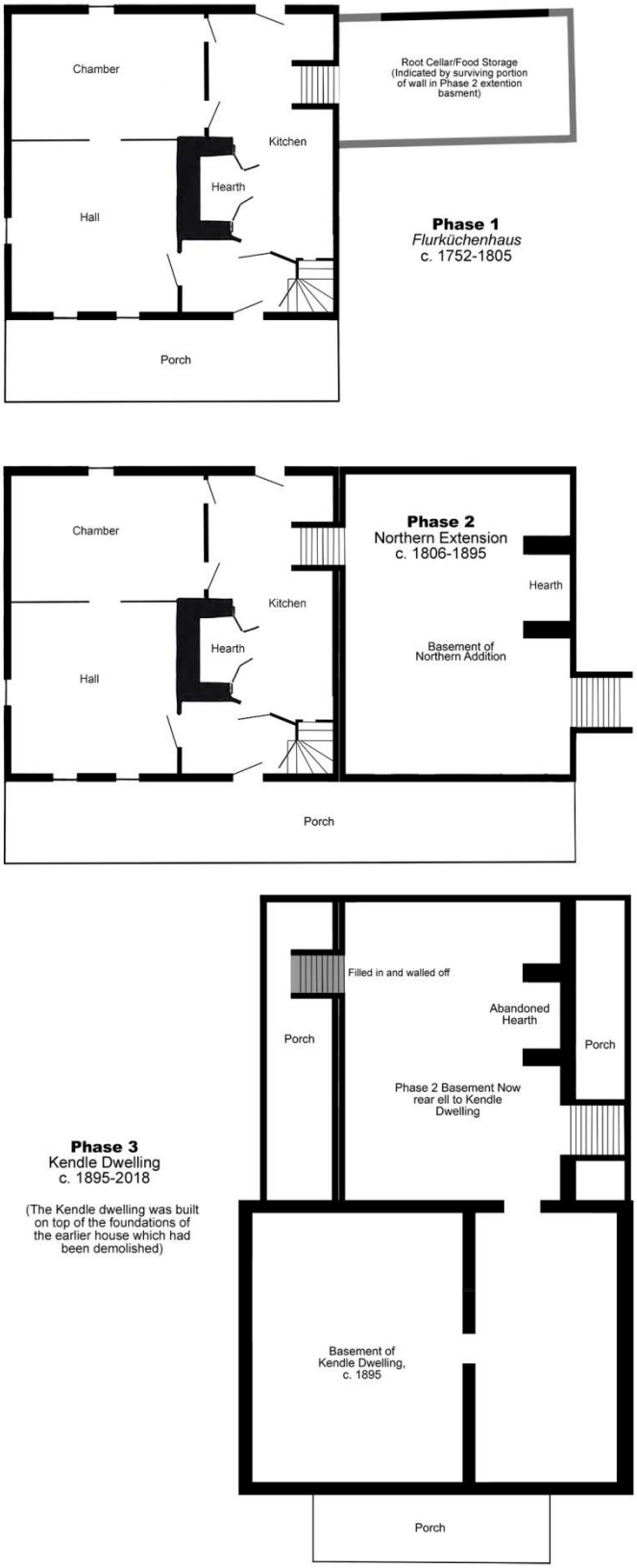

Figure 9.6. Construction phasing of the farmhouse at the Brumbaugh-Kendle-Grove Farmstead.

3) Was the extant house really built ca. 1895 as claimed by Samuel M. Kendle, or was it built earlier—in the 1860s or 1870s—as suggested by its architectural style?

When Samuel Milford Kendle took ownership of the property from the Schindel's in 1895 he set about making the farm his own. Williams, writing in 1906, described Kendle's tenure on the property as follows:

> *In 1895 they bought 160 acres in Hagerstown District, known as the Andrew Brumbaugh farm, where they have lived ever since, engaging in farming with excellent success. Mr. Kendle has built a new home of the same spot where an old log building, rough cast, had stood for more than 100 years; this building he tore down; the mortar in it was mixed with weeds or straw. The improvements have cost him about $4,000. The land, which he purchased at $50 per acre, is now one of the most valuable farms in the district. The little fortune which Mr. Kendle possess is principally the result of this own efforts and of his honest dealings. When he began married life, he had only ten dollars. (Williams 1992)*

Initial support for the interpretation that Kendle built the brick house seems to lie in the congruence between the 1884 account of the property and the 1906 Williams description of Kendle's farm before his rebuilding effort. The 1884 Chancery Record account refers "…a two-story log and roughcast dwelling house, a large brick Swisser barn…" (Chancery Record No. 25:458–461). Given that the final dwelling on the property was constructed of brick, it is clear that the dwelling-house present in 1884 is a different structure. Additionally, the brick house is three stories tall, while the house described in the above excerpt is two stories. Given the lack of congruency between the 1884 description and the brick house, it seems likely that the brick house was built in the period after 1884, likely by Samuel Kendle in 1895 as has been historically claimed.

The 1906 Williams account seems to be borne out by the historical building methods and archaeology as well. If Williams's account of the property is to be believed, Kendle constructed the brick house on top of the earlier eighteenth-century structure. The description of the former structure as an old log building, roughcast, having stood for more than 100 years, with mortar mixed with weeds or straw seems to be in keeping with the archaeologically indicated construction practices suggested for Feature 6 and for the northern extension added by Henry Brumbaugh. If this house had stood for more than 100 years in 1895 it would encompass, at the very least, the second construction phase when a northern addition was added to the original building. From the foundations of these structures, it seems that they were indeed timber-built structures, given their consistently level surfaces, which one would not expect if a wall had been torn down or robbed out. It appears, therefore, that there is archaeological evidence to back up the Williams account. Evidence that Kendle built on top of the earlier foundation is well demonstrated at the southwest corner of the house where the foundation wall profiles show the brick house foundation sitting on top of part of the Feature 6 foundation as well as the foundation of Henry's addition (which became the basement foundation of the brick house's rear ell). The Kendle foundation upon which the brick house sits is built of nicely faced stone that overlies the earlier unfaced stone foundation.

The same sequencing of foundation stones is seen in the foundation of the adjacent washhouse/summer kitchen. This brick structure, attached to the north side of the Kendle period brick farmhouse, was a multipurpose structure that served not only as a washhouse but also as a summer kitchen, as evidenced by the remnants of a hearth chimney and oven structure in the northeast corner of the building. Architecturally, the standing washhouse/summer kitchen structure is consistent with the design of Kendle's brick farmhouse, so its current incarnation was likely built by Kendle at the same time as the house. Given that Kendle rebuilt his new farmhouse on the same site as the original Brumbaugh house, that he did a similar thing with his washhouse/summer kitchen is likely, especially given the cruder stone foundation observed during demolition monitoring beneath the foundation of the standing washhouse/summer kitchen structure. The proximity to the house and Kendle's tendency to reuse existing foundations suggests that this earlier foundation may have related to an earlier building of similar function. Unfortunately, dating evidence from deposits along the earlier and cruder foundation beneath this structure, examined during demolition monitoring, were not sufficiently robust to provide a firm date of construction.

The dates of the material recovered from Feature 84, a barrel privy, appear to corroborate Williams's claim that Kendle built his new brick farmhouse in 1895. The material culture that was found within Feature 84 suggests abandonment around the period of the Kendle purchase. The whitewashed wall plaster, fragments of which were

plentiful in the site-wide demolition layers (Contexts 13 and 14), formed the upper layer of the feature fill and capped a deposit of 1880s bottles, shoes, and grooming products. The deeper fill layers, with their 1880s TPQ, relate to the abandonment of the privy, while the upper layer was likely demolition debris from the grading of the yard after the demolition of the Brumbaugh period structure. The absence of any plaster in the deeper portion of the feature suggests that the feature had been infilled prior to demolition grading. Williams's suggested farm rebuild date of 1895 is consistent with these findings since the demolition debris in the feature clearly postdates the 1880s.

Given the dating of the Feature 84 deposit, it can reasonably be presumed that this feature was in use during the Schindel period, at least, and potentially earlier as part of the Brumbaugh occupation. Privies were routinely cleaned out, and in this case, the only remaining fill relates to the abandonment, not the use, of the feature, and since there was no builder's trench associated with this feature, we cannot date its initial construction. However, since no other feature of this type was located during the extensive excavations in this area it seems reasonable to presume that this feature was in use at least during the second half of the nineteenth century. The fact that no Kendle period material was found in this feature, suggests that Kendle pursued a different means of waste disposal than the earlier occupants of the farmstead.

The observations about the house structure and chronology informed by archaeology appear to give credence to the description of Kendle's occupation presented by Williams in 1906. William's description suggests that the original house had stood for more than 100 years, which suggests that he is referencing the original Feature 6 structure and the addition. The detail about the mortar is intriguing as it does appear to conform to early construction practices for log structures, especially with respect to the chinking between logs.

Household Economy

1) *What were the farming strategies adopted by the Brumbaugh family throughout their tenure, and how do they compare to other farms in the area? Did their chosen strategies have a material effect on their consumption patterns? How were these similar or different from other farms in the neighborhood and the region?*

In the eighteenth and early nineteenth centuries, the Brumbaugh family appears to have pursued a policy of generalized agriculture that included the cultivation of a variety of cereals such as wheat, corn, barley, and rye. This was supplemented by the raising of cows and pigs and some orchard products. Jacob Brumbaugh also derived income and resources by maintaining several woodlots from which he cut and sold timber. By the mid-nineteenth century, Washington County was recognized as a superior location for agriculture and possessed of "rich grasses affording nutritious food for large herds of cattle and horses"; by 1850 Washington County's farmers were among the leading producers of horses, beef cattle, wheat, rye, wool, and hay in Maryland (DeBow 1853:226–228; Fisher 1852:100). By this time the farm was run by Andrew Brumbaugh and it was considered an exceedingly productive Washington County farm. Table 9.2 presents a comparison of Brumbaugh's farm with state averages and some of his neighbor's properties. Valued at $16,500, the Brumbaugh farm property encompassed 274 acres of agricultural fields, woodlots, and pasture, making it considerably larger and more valuable than the average Maryland farm of the day and nearly all of his neighbor's holdings. Still, several farms in the district were almost twice as large and twice as valuable as Brumbaugh's: George Poe owned a 475-acre farm worth $26,000 and his neighbor, Henry Lowery, has a 487-acre farm worth $28,000. Even so, the Brumbaugh farm handily surpassed the output of some of the neighborhood's largest operations. This success was because of the extensive improvements made to the property and because Andrew Brumbaugh appears to have pursued a particularly intensive strategy of specialized cereal grain, dairy, and livestock production. In his emphasis on wheat production, Andrew (and many of his neighbors) continued a local agricultural tradition with roots in the eighteenth century. Moreover, Andrew and his brother Samuel probably benefitted from a nascent division of labor in the operation of their two farms. While Andrew intensified his production of wheat, butter, silage, and livestock (eclipsing the state averages by 1,000, 750, 560, and 430 percent, respectively), Samuel seems to have taken over shearing duties, turning out four-times the state average of wool despite owning no sheep of his own. Moreover, when compared to his neighbor, Wilton Byers—whose farm was modestly larger than Brumbaugh's—Andrew made substantially greater investments in farm equipment, machinery, and livestock (Burke and McCall 1919:10; Powers 1902:2; U. S. Census of 1850:583–585).

Table 9.2. Comparison of Andrew Brumbaugh Farm Output to Neighbors and State Average, c. 1850

	Maryland 1850 Average	Andrew Brumbaugh	Samuel Brumbaugh	Wilton Byers
Total area (acres)	212	274	82	309
Improved (percent)	60	80	100	81
Unimproved (percent)	40	20	0	19
Value of farm	$3,988	$16,500	$5,000	$10,000
Value of implements and machinery	$113	$340	$200	$140
Horses	3	6	4	7
Milk cows	4	8	6	7
Other cattle	3	24	14	6
Sheep	8	28	-	18
Swine	16	20	12	18
Value of stock	$366	$1130	-	$890
Wheat (bushels)	206	2,000	900	1,600
Rye (bushels)	10	60	-	-
Corn (bushels)	492	500	250	600
Oats (bushels)	103	-	-	400
Wool (pounds)	22	12	80	60
Irish (white) potatoes (bushels)	35	26	10	10
Butter (pounds)	174	1,300	300	500
Hay (tons)	7	30	10	40
Grass seeds (bushels)	<1	-	-	14
Value of animals slaughtered	$89	$500	-	$145

By 1860 Andrew Brumbaugh's widow, Susan, had taken over operation of the family's Washington County farm (Table 9.3). At that time Washington County was known for its output of horses, beef cattle, butter, wheat, barley, wine, and wool. In the previous decade, the farm's unimproved acreage had shrunk to just 10% of its total area and the property's value had increased considerably to $20,000. Court records indicate that the Brumbaugh farm was well maintained in 1859 and featured a variety of outbuildings associated with stock raising, cider making, and cereal grain cultivation. Although the farm's production of wheat and butter had apparently declined from their 1850 levels, strong evidence for the continued specialized production of cereal grains (i.e., wheat, oats, and barley), butter, and silage persisted—to which was added the production of 50 pounds of honey and 5 gallons of wine (undoubtedly for market sale and domestic consumption, respectively). In most ways Brumbaugh's neighbors appear to have pursued a comparable economic strategy, the only obvious difference being a greater emphasis on corn production at the expense of wheat (Kennedy 1864:72–73; U. S. Census of 1860:3–4).

Table 9.3. Comparison of Susan Brumbaugh Farm Output to Neighbors and State Average, c. 1860

	Maryland 1860 Average	Susan Brumbaugh	George D. Harmond	Peter Young
Total area (acres)	190	274	78	280
Improved (percent)	62	90	74	86
Unimproved (percent)	38	10	26	14
Value of farm	$5,725	$20,000	$4,000	$20,000
Value of implements and machinery	$157	$500	$250	$500
Horses	4	11	7	6
Milk cows	4	5	3	5
Other cattle	5	11	8	6
Sheep	6	-	3	-
Swine	15	48	50	11
Value of stock	$575	$120	$800	$700
Wheat (bushels)	239	1,100	300	800
Rye (bushels)	20	70	-	100
Corn (bushels)	527	250	600	600
Oats (bushels)	155	200	-	200

Table 9.3. Comparison of Susan Brumbaugh Farm Output to Neighbors and State Average, c. 1860

	Maryland 1860 Average	Susan Brumbaugh	George D. Harmond	Peter Young
Wool (pounds)	19	-	10	-
Irish (white) potatoes (bushels)	50	20	75	100
Barley (bushels)	<1	150	-	400
Wine (gallons)	<1	5	-	-
Butter (pounds)	207	500	750	400
Hay (tons)	8	25	33	32
Clover seed (bushels)	2	18	15	4
Grass seeds (bushels)	<1	-	-	-
Honey (pounds)	8	50	-	-
Value of animals slaughtered	$111	$180	$148	$105

By 1870 the management of the Brumbaugh farm had passed into the hands of Susan's second husband, Jacob W. Clare (Table 9.4). Under Clare's direction, the farm continued to specialize in cereal grain production. The previously noted preponderance of wheat production over corn on the property was probably as much a result of the county's typical crop rotation schedule as any preference for one grain over the other. In 1870 cereal production on the Brumbaugh farm was supplemented by raising hogs and beef cattle, while the production of butter seems to have fallen off considerably. In contrast, neighboring farmer Jacob Risser supplemented his grain cultivation with intensive butter production, nearly doubling the state average despite the relatively small size of his farmstead and his modest herd of dairy cows (U. S. Census of 1870:1–2; Walker 1872a:172–173).

Table 9.4. Comparison of Clare Farm Output to Neighbors and State Average, c. 1870

	Maryland 1870 Average	Jacob W. Clare	Jacob Risser	Jacob Schindell
Total area (acres)	167	274	76	291
Improved (percent)	65	91	100	94
Unimproved (percent)	35	9	0	6
Value of farm	$7,187	$24,700	$5,360	$29,100
Value of implements and machinery	$195	$500	$185	$425
Wages paid	$317	$600	$145	$1,500
Horses	3	10	4	10
Milk cows	4	8	4	8
Other cattle	4	9	4	11
Sheep	5	-	-	50
Swine	10	25	7	18
Value of stock	$683	$1,525	$670	$1,715
Wheat (bushels)	21	700	225	1,150
Rye (bushels)	11	-	12	-
Corn (bushels)	433	1,020	300	1,200
Oats (bushels)	119	150	250	400
Wool (pounds)	16	30	-	100
Irish (white) potatoes (bushels)	60	50	30	50
Sweet potatoes (bushels)	8	5	6	-
Orchard products	$49	$50	$35	$75
Butter (pounds)	186	26	312	262
Hay (tons)	8	24	12	40
Clover seed (bushels)	1	16	-	32
Value of animals slaughtered	$171	$550	$175	$1,340

By 1880 the Brumbaugh farm was divided between the descendants of Andrew and Sarah Brumbaugh with 162 3/4 acres of the original 274-acre property to be shared equally by siblings Upton Brumbaugh and Sallie Schindel. In 1880 John Hershey rented and operated the Brumbaugh farm in exchange for a share of its harvest. The farm's value and formerly immense productivity seem to have declined markedly by 1880, undoubtedly as a result of its substantially reduced acreage and its transition from a family farm to a leased commercial property (Table 9.5). Grains and hay remained important cash crops on the Brumbaugh farm but tree fruits, livestock rearing, and dairying had declined markedly (U. S. Census of 1880:11; Walker 1883:3–10).

Table 9.5. Comparison of Hershey Farm Output to Neighbors and State Average, c. 1880

	Maryland 1880 Average	Scott Hershey	Jacob Risser	Abraham Martin
Total area (acres)	126	167	77	206
Improved (percent)	65	96	100	96
Unimproved (percent)	35	4	0	4
Value of farm	$4,085	$12,000	$4,000	$25,000
Value of implements and machinery	$143	$350	$200	$1,000
Wages paid	-	$260	$35	$150
Estimated value of farm products sold	$712	$1,300	$1,000	$4,000
Horses	3	4	4	9
Milk cows	3	4	6	7
Other cattle	3	4	3	3
Sheep	4	-	-	-
Swine	8	4	24	21
Poultry	26	50	60	100
Eggs produced (dozen)	123	160	175	100
Value of stock	$392	$300	$400	$2,000
Wheat (bushels)	198	700	560	2,050
Rye (bushels)	7	15	15	-
Corn (bushels)	394	700	400	2,300
Oats (bushels)	44	40	-	-
Wool (pounds)	21	-	-	-
Irish (white) potatoes (bushels)	37	30	20	100
Sweet potatoes (bushels)	8	-	10	12
Apples (bushels)	NA	60	40	40
Peaches (bushels)	NA	-	-	-
Orchard products	$39	$30	$10	$20
Butter (pounds)	185	150	250	1,000
Hay (tons)	7	20	12	50
Clover seed (bushels)	<1	-	4	-
Honey (pounds)	7	12	-	500
Tobacco (pounds)	496	-	100	-
Value of forest products	$30	-	-	$450

The farm had a fairly steady emphasis on the production of cereal grains throughout its occupation, a farming strategy that seemed to remain the cornerstone of the farm's activities. By contrast, the raising of livestock fluctuated in intensity throughout the mid-to late-nineteenth century, becoming a far less important part of the strategy by the Schindel period in the 1870s and remaining a lesser component thereafter. In terms of consumption patterns, one of the principal ways that the usage of livestock manifested archaeologically was in the faunal collection. While the records demonstrate the value of swine and cattle to the farm and suggest that they were being raised in part for sale it does not provide detail about how this practice influenced the consumption of livestock animals on the farm.

The analysis of the meat cuts across several temporal contexts suggests one common thread: the almost exclusive presence of bones from the limbs and heads of animals and the conspicuous absence of animal torso cuts. The pork cuts found in the kitchen midden contexts around the house include cuts that in modern parlance are ham, ham-hock, and trotters as well as pig head. Of the beef represented, most of the meat came from the leg or shin, a cut currently known as beef shank, which is a slightly tougher cut that is best when slow cooked. In general, the fattier, meatier, and therefore more desirable, cuts along the belly and ribs of these animals are missing. The cuts of pork and beef recovered from the site are commonly smoked, which preserves them and allows them to be kept for a long period of time to provide food for domestic consumption.

The faunal assemblage reflects a domestic economy in which the meatier and larger cuts found in an animal's torso were likely harvested and sold while the somewhat less desirable cuts were kept and eaten on the farm itself, likely first having been preserved via smoking. Ham (leg) cuts, ham hocks, and trotters also appear to have been frequently domestically consumed parts of the pig. Of the beef, the overwhelming majority of the cuts related to the legs commonly referred to now as beef shank a tougher meat that is commonly slow cooked or stewed. That is not to say that they only consumed less profitable cuts, as sirloin is represented in the cattle cuts. Overall, however, the farm occupants seemed to find a way to both feed themselves amply and still successfully monetized their livestock via meat production for sale. It appears that livestock cultivation may have been one of the factors that made the Brumbaugh farm more successful than their neighbors; a willingness to give up the personal consumption of fattier meats in exchange for the financial benefits resulting from the sale of such cuts may have been one contributing factor in their success.

The dietary trends seen in the Brumbaugh faunal assemblage seem to fit into a larger dietary pattern among German-American farmers in the nineteenth century as observed on other nineteenth-century German-American farms such as the Gibbs farm in eastern Tennessee. On the Gibbs farm the faunal assemblage revealed that, across all occupation periods, domestically raised animal resources accounted for at least 75% of the total faunal assemblage suggesting a heavy reliance on farm-raised protein sources (Groover 2005). The Gibbs farm assemblage also seems to indicate that the family's diet was heavily reliant on pig, it being the cornerstone of their diet, supplemented to a lesser degree by cow and chicken (Groover 2005). This trend seems to manifest on the Brumbaugh-Kendle-Grove farm as well, with a heavy reliance on pig and little diachronic change in diet over the span of occupation. This seems to suggest that the Brumbaugh-Kendle-Grove households were participating in a pig focused subsistence strategy that was widely employed across the Upland South region (Peres 2008).

One archaeological feature related to the use of livestock and the overall domestic economy of the farm during the Brumbaugh period was likely Feature 34, the two-chamber foundation to the west of the house. A thorough examination of vernacular buildings associated with Germanic settlements in southern Pennsylvania and Maryland suggests that the Feature 34 structure may have been a smokehouse. This interpretation potentially explains the presence of the dual chambers and the lack of a hearth, as one was not needed to smoke meat. In one chamber the meat was prepared, cured with a mixture of salt, peppers, and honey, and then was hung in the adjoining chamber (or in both) to be smoked. This preparation area was also likely used for other food storage as well. Some evidence for auxiliary food storage in this area is provided by the almost exclusive presence of redware hollowware in association with the foundation. While highly pulverized, preventing proper vessel identification, the most common form of redware hollowware was storage crocks characterized by interior-only glazing. While one room was likely a dual purpose preparation and storage room, the second chamber was where meat would have been smoked. During the smoking process wood would have been slowly burned in an old iron kettle that could be removed and emptied of ash once the smoking was complete. This may account for the series of post holes found inside the chambers of Feature 34: structures called meat-trees—poles with protruding pegs—were often used in conjunction with roof rafters to maximize the amount of meat that could be smoked. Once smoked, the meat would have been stored in one of the two rooms for upwards of several years if necessary, until it could be consumed or taken to market to be sold. The placement of the Feature 34 structure to the rear of the dwelling, near the kitchen, supports its interpretation as a food associated structure. While the archaeological evidence seems to support the smokehouse interpretation, the most compelling evidence is documentary, specifically the description of the smokehouse in the 1859 real estate valuation of Andrew Brumbaugh. This document describes the dimensions of the smokehouse as 12 × 24 ft. (3.66 m x 7.31 m), the same dimensions as the Feature 34 foundation. The artifact assemblage from the deposit immediately beneath the walls of this foundation has a TPQ of 1830 based on a cut nail; the interior floor

surfaces, by contrast, have a TPQ of 1869 based on a single milk glass lid liner. It is likely that this later artifact is intrusive since this area was later used as a plowed field and the feature was capped by plowzone; further, the next most-recent artifact in the deposit has a TPQ of 1840 (White Granite). The percent contribution for this feature suggests a peak usage between 1840 and 1850, so it is likely that the structure was extant by this time, an interpretation supported by its mention in the 1859 real estate valuation. Associated Features 35 and 36, the short walls appended to the building, have TPQs tying them to the period after 1830–1840. These short walls could have been used to stack wood to keep it dry for the smoker. Feature 70, a midden-filled pit to the west of Feature 34, contained a high volume of cinder and ash and may have been where wood ash was deposited from Feature 34. Feature 70 has a TPQ of 1866 and a percent contribution spike between 1850 and 1860. The Feature 34 complex, therefore, seems to have been active from around 1840 to the late 1860s.

If indeed Feature 34 was a smokehouse, its scale would seem to suggest the relative importance of meat production to the domestic economy of the farm during the mid-nineteenth century. Mid-nineteenth-century agricultural records show that the farm was grossly out-producing its neighbors in terms of swine, cattle, and sheep between 1850 and 1860. When the estate went under the management of Jacob Clare in the 1870s the production dropped off slightly, at least with regard to cattle. By the time the farm was under the tenancy of Samuel Hershey in the 1880s the raising of livestock had abated, presumably triggering the gradual abandonment of this structure. Feature 70 contained a high volume of glass, most of which dated to the second half of the nineteenth century when this area was in use. The TPQ of 1870 for this feature is based on a square bottle. The timeline of peak meat production observed in the documentary record corresponds well with the date range of this structure's use, adding further weight to its interpretation.

Analysis of the farming records and the glass assemblage suggests that the farm's orchard may have also have been used not just for profit but for beverage self-sufficiency. The general absence of beverage-related glass in the farm assemblage suggests that the occupants of the farm were not consuming bottled beverages such as beer and wine, which are common artifacts in the assemblages of towns and cities during the late eighteenth and nineteenth centuries. This would seem to suggest that the occupants of the farm were producing enough beverages for their own consumption. Beverages produced on-site in quantity, both for consumption and sale, would have been stored in casks. The records show that the farm possessed a productive orchard as early as 1870 (and possibly earlier—there is no orchard category in the agricultural censuses for 1850 or 1860). Under Susan Brumbaugh the farm was briefly involved in the production of wine, an activity not pursued by any of her neighbors. The production of wine on the farm, though small, shows that beverage production was a key component of the domestic economy. Wine, however, was far from a staple product. Andrew Brumbaugh's c. 1860 inventory lists a cider-house as one of the outbuildings on the site, suggesting that the orchard was being used to produce cider in quantity; a full cider house would have been unnecessary for general domestic consumption where a small press would suffice. As with their livestock consumption, they were meeting their domestic needs, principally through cider, and then monetizing the surplus.

The ceramic assemblages associated with the Brumbaughs show a substantial investment in locally produced red earthenwares, which accounted for more than half of the recovered ceramic material from the site. While often utilitarian, the red earthenware tradition in the Hagerstown area provided a wide range of unique and highly decorative red earthenware items that the Brumbaughs consumed. Refined earthenwares such as pearlware and whiteware were used to a lesser extent, even into the middle and late portions of the nineteenth century. The prevalence of early-to-mid-nineteenth-century, local red earthenwares in the assemblage was most likely a reflection of personal preference as opposed to market limitations. By 1818 the National Road connected Hagerstown to Baltimore, by 1831 the railroads had entered the area, and in 1850 the Chesapeake and Ohio Canal had opened (Longfellow 2017; Williams 1906:151–157; *Encyclopedia Americana* 1918:121; National Park Service 2018). This transportation network, in addition to providing markets for the export of farm products, would have provided access to non-regional ceramics. The preference for local red earthenwares from local German-American potteries cannot be ascribed to a lack of options. More likely such ceramic consumption patterns reflected a sense of local/rural and ethnic identity that was attractive to the Brumbaughs.

Throughout its long occupation, the farm's economy seems to have been driven by a common strategy: live off what you produce, sell as much as you can, and buy as little as you can. Based on the archaeological evidence, it appears that the wealth of the farm was not spent on fine living with the frivolous consumption of food and drink. Instead, the

wealth appears to have been reinvested into the farm itself in the form of machinery and improvements. While not ostentatious, this investment in the property was a way of showing affluence, especially in its well-built structures such as the Swisser barn (with its decorative brick vents). The construction of income-producing structures such as a smokehouse (Feature 34) assured the continuing generation of wealth. The farm occupants also spent their money on intangibles such as education and travel. Multiple generations of Brumbaugh children were sent to school, while Henry Brumbaugh was able to leave his farm and travel to Ohio in his old age. It appears that the strategy of self-sufficiency resulted in the accumulation of enough wealth to allow the families a degree of social freedom and mobility. An example of their social standing was U.S. Brumbaugh's membership in the Masons (as evidenced by the presence of a button with Masonic symbols). The Masons were a powerful social club, influential in society, and not open to every Washington County farmer.

The family's self-sufficiency and ability to monetize the farm output also provided them opportunities to speculate in more progressive or innovative aspects of farming. From the time of Andrew Brumbaugh until the 1870s the farm consistently listed a high value for machinery. This suggests that the Brumbaughs, Andrew and later his remarried widow, Susan, invested in new technology to maximize their yields. Census records show that the Brumbaughs and Schindels kept a stable of 10–11 horses during the 1860s and 1870s. This is far more than would be needed for general transportation purposes. In general, keeping horses is fraught with risk, and can be resource-intensive. Horses compete with cattle and sheep for pasturage and are more prone to injury and disease than cattle. Additionally, horses are a limited function animal that produces no saleable commodity apart from labor and transport, whereas cattle or oxen can be used for meat, milk, or labor. During the time the Brumbaughs were keeping horses, the glass assemblage contained a higher incidence of bottles related to anti-inflammatories that were marketed to treat epizootic conditions in horses. This correlation may suggest that the late Brumbaugh and Brumbaugh/Clair households were investing resources in the health of their horses, an indication of the importance of the investment.

These observations raise the question as to why the Brumbaughs invested in horses and seemed to increase their consumption of medicines to support these animals. Was the risk worth the investment, especially given the apparent cost of keeping them healthy? While some in Washington County were raising horses for racing, the value of horses to the Brumbaugh family appears to have been more pragmatic. They appear to have needed the horses for their farm labor, specifically in operating the variety of farm machinery in which they had invested. A glimpse of this can be found in the advertisement for the sale of much of the Andrew Brumbaugh estate by Susan's new husband, Jacob Clair, in 1873 (see Figure 2.12 in Chapter 2). In this advertisement Clair list "18 Head of Horses, among which are 10 Workhorses, 6 of which are good Leaders, and 4 of them valuable Brood Mares; a pair of fine Riding or Driving Mares, 2 three years and 2 two years, and 2 yearling colts." This seems excessive before considering the volume of horse-drawn equipment also being sold: wagons, sleighs, reaper and mowers, spring tooth horse rake, an assortment of plows, wheat drills, thresher, and separator, etc. In an age before engines, it was literally horsepower that drove the engine of the farm. While the investment may have been somewhat risky, it also seems to have been rewarding, as during this period the farm's crop yields for wheat were often more than three times the state average. Despite their apparent importance and role in the domestic economy little evidence of these animals remains in the archaeological record apart from a few isolated horseshoes. This may be because, as the advisement states, the "subscriber [was] to discontinue farming," and the farm's livestock and equipment were sold. As a result, much of the evidence of the Brumbaugh's domestic economy was scattered, leaving only the built environment. Andrew's estate was subdivided and was operated for a time by a tenant, Scott Hershey. It should come as no surprise that following the sale of the farm's inventory the overall production of the farm began a stark decline that can be seen in the census records from the 1880s (see Table 9.5). The innovations and technology that had given the Brumbaugh family a competitive edge and set their farm apart from its neighbors had been lost. The intensive concentration on livestock appears to have waned under Hershey, and the smokehouse structure, Feature 34, appears to have been abandoned around this period.

Some observations did not provide direct evidence of Brumbaugh-period lifeways as they were related to later occupation periods, but by contrasting such deposits with the Brumbaugh deposits hints about the Brumbaugh-period occupations can be gleaned. Health and medicine was a topic where observations from the late nineteenth-century occupation hint at the household economy of the earlier Brumbaugh period. As mentioned in Chapter 8, the bulk of the vessel glass recovered during excavation was related only to medicinal use, not beverages. Medical and

pharmaceutical glass bottles first appear in deposits related to the 1860s and persist into the twentieth century. Medicine bottles appear to be largely absent from the assemblage prior to the mid-nineteenth century, and in fact, little to no evidence of medicine is present from this early period. One explanation for this early absence is that prior to the mid-nineteenth century medicine products were produced on the farm using plants and animal products. In a rural environment, the ability to quickly handle medical issues on the farm is paramount, as running out to the store or doctor represents a substantive time investment that takes away from the operation of the farm. While the preparation of herb-based remedies offers the convenience of being able to address medical concerns without leaving the farm, it also represents a time investment in terms of the time needed to grow, collect, dry, and prepare remedies. Such action may still be worthwhile if the availability of ready-made alternatives is low, or their cost high. The increase in bottles related to tonics and medicine found in the deposits dating to the later nineteenth century seems to suggest an increase in the ready availability of such products in the area by the 1860s. Increased availability made the usage of bottled remedies more attractive, thus offering an explanation for the observed increase in their appearance in features and deposits during this time. Prior to this period, during much of the Brumbaugh occupations, producing remedies domestically may have been more efficient. Macrobotanical samples taken from Feature 10 did not identify evidence of seeds from many medicinal plants, but samples were not available from the kitchen area of Feature 6, which had been compromised by the construction of the Kendle period porch. The lack of evidence of medicinal containers from the deposits within AUs 2 and 3 do at least indicate that the site occupants did not rely on external sources of medicine. In the same way that the absence of bottle glass during the Brumbaugh periods suggests that they domestically produced their own barreled beverages, the absence of medicinal containers suggests that they likely produced their own remedies.

Archaeological deposits dating to the late nineteenth century, mostly from AU 1, begin to show a greater array of objects made of more inexpensive materials than had been utilized during the Brumbaugh period. Porcelain and bone buttons, iron buckles, and white metal utensils increased in frequency in the AU1 deposit. The relatively low frequency of bone buttons in the overall assemblage suggests that buttons of this material were not commonly used on the farm, while a distinct preference for copper alloy buttons seems apparent in the late eighteenth- and early nineteenth-century assemblages of AUs 2 and 3. While absent from the Brumbaugh period deposits, bone buttons appear in association with AU 1 contexts, which related to the second half of the nineteenth century and the Schindel and tenant farmer occupations. The presence of these cheaper and potentially domestically produced lower-status buttons in deposits dating to the late nineteenth and early twentieth centuries, and the absence of such buttons from deposits associated with the earlier Brumbaugh period, suggests a possible change in the economic fortunes of the occupants of the farm. Temporally, the late nineteenth-century deposits coincide with a transition of the farm from the primary Brumbaugh period of occupation to the Schindel and tenant farmer occupations prior to the sale of the farm to Samuel Kendle in 1895. It is not possible to establish a definite correlation between tenant farmers and the increase of late nineteenth-century bone buttons, but their prevalence in this later period is suggestive. These same late nineteenth-century deposits contained a high number of porcelain buttons, which were mass produced and relatively inexpensive. The presence and continued use of bone buttons during this time, when they were neither in fashion nor particularly necessary given the ready availability of cheap alternatives such as porcelain buttons, seems to suggest that they were used out of economic necessity rather than preference (Venovecevs 2013). Such buttons could be seen as evidence of the declining economic fortunes of the farm, though the size of the sample is too small to state with certainty. Further supprot for this observatin comes, however, from the observed shift in buckle material found in deposits dating to this time. In general, the buckles found in the Brumbaugh associated deposits of the late eighteenth and nineteenth centuries are typically copper alloy (brass), while the buckles found in the late nineteenth-century deposits of AU1 are principally made of iron. While this may a be the result of a change in availability, it could also indicate a change in economic fortunes. Iron buckles are cheaper to produce and thus are less expensive than their copper alloy counterparts. Again while these buckle observations are not conclusive in and of themselves, in combination with the obseved turn in buttons there seems to have been a noticable transition in the fasteners untilzied by the farm occupants around the time when the farm passed from the Brumbaughs to the Schindel and tennant farmer occupations. If thrift was indeed a factor in the choice of garment fasteners and buckles, then this tendency to reduce costs may be a result of the decline in productivity of the farm after the sale of much of the infrastructure and equipment as part of Andrew's estate in the 1870s.

Overall, it appears that the Brumbaughs were entrepreneurial farmers who put business success before conspicuous consumption. They were willing to live modestly to derive the maximum profit from their undertakings. Much of the

wealth they amassed by this strategy was subsequently reinvested into their farm, constantly improving and embracing innovations to maximize their economic output. The rewards of these endeavors appeared to be less physical and more social, with wealth gaining them local social mobility, education, and respectability beyond the reach of some of their neighbors. Their view of wealth was not tied directly to conspicuous consumption but rather to social intangibles. For the Brumbaughs, the farm was a business, an investment. Their priorities are perhaps best illustrated by the description of the farm just before the Kendle purchase, which lists the barn as a well-built brick Swisser barn and the house as a roughcast structure—the largest investment clearly going to the former structure. With the sale of the bulk of the farm inventory after the death of Andrew Brumbaugh, the resulting farm, which eventually passed to the Schindels, had a much-reduced capability and, at least in the nineteenth century, never returned to the levels of production seen in the mid-century.

It is difficult to assess how the material culture and consumption patterns of the Brumbaugh farm compared to those of its contemporaries and neighbors as archaeological studies of neighboring and/or regional farms of the same time period have not been done. For now, the comparison must be based on the documentary record, which indicates that the Brumbaughs typically surpassed their contemporaries in terms of the purchase of farming technologies and their willingness to improve the land. Data do not exist to compare ceramic preferences and food consumption patterns; the Brumbaugh's self-sufficiency and modest material culture may have been typical of the surrounding community or may have been what set them apart, but with only STP data from other farms in the immediate vicinity, there is insufficient data upon which to build a comparative analysis, at least locally. Perhaps as more archaeological farm studies are conducted in Washington County more data will become available upon which such a comparative analysis can be based.

2) Was the Brumbaugh's household economy affected by the Civil War? Was there a shift in farming strategies? Did the shift from enslaved labor to hired labor have an effect on their consumption patterns?

Overall the household and farm economy did not seem to suffer much during the Civil War; on the contrary, the 1860s was a period of heightened hog production on the farm. This may have been in response to the increased demand for food prompted by the military presence in the vicinity. It is possible that the Brumbaughs seized the opportunity to sell provisions to the army, though such transactions are difficult to corroborate. There is some evidence that members of the Connecticut Infantry regiments visited the farm (perhaps the 18th, on provost duty, which would include provisioning). Otherwise, it does not appear that the farm suffered economically or was impacted directly by the fighting.

In the period after the Civil War, there were substantial changes to the household economy, but these appear to have been brought about by the death of Andrew Brumbaugh and the passage of the farm from direct management by resident farmers to a tenant by the 1880s. As discussed above, the combination of a reduction in technological investment and absentee management substantially reduced the farm's output by as early as the 1870s. While Susan Brumbaugh successfully managed the farm during the late 1860s and early 1870s, by 1873 the active management of the farm appears to have shifted from the Brumbaughs to Jacob Clair, Susan's new husband. Susan's son U.S. (with Andrew Brumbaugh, Susan's first husband) gave up farming while Sally, their daughter, married Norman Schindel and took up ownership of the much-diminished farm.

The output of the farm never recovered to its pre-war highs, but it is difficult to say if the transition from enslaved to hired labor was a major contributor. From the records, it appears that only a few of the enslaved members of the Brumbaugh household were employed in the activities of farming; most were employed as domestic servants or were trained for trades outside of the farm. As the farm's cultivation was scaled back in the post-war period it is tempting to suggest that the end of slavery was the cause, but as stated above the declining farm production was just as likely a result of the Andrew Brumbaugh estate division and subsequent dismantling of much of the farm's profitable infrastructure.

Slavery and Conflict

1) *Who were the enslaved people owned by the Brumbaugh family prior to the Civil War? What were their names, what did they do for the Brumbaugh's, and where did they live? Are there activity areas within the farmstead that can be specifically associated with its enslaved population?*

Documentary research into the enslaved residents of the Brumbaugh farm prior to the Civil War seems to indicate that at least 16 individuals were in occupation during the first half of the nineteenth century under the tenure of Henry Brumbaugh. Henry's son Andrew owned seven slaves by 1857. Five of Andrew's slaves were chattel slaves (slaves he owned) while two of his slaves were term slaves (owned by others and their labor rented out for a period). The section "Slavery on the Brumbaugh Farm" in Chapter 2 goes into great detail about what is known about the names, occupations, and fates of the enslaved individuals who once lived at the Brumbaugh-Kendle-Grove farm.

It has not been possible to identify occupation or activity areas specifically linked to the enslaved residents of the Brumbaugh-Kendle-Grove farm. Agriculture in the Hagerstown area was a diversified undertaking focused on general agriculture and cultivation of cereals rather than the production of a single, labor-intensive cash crop such as at the sugar, tobacco, or cotton plantations in the Tidewater or Caribbean. As enslaved persons on the farm engaged in the same general agricultural tasks as were done by any farmhand of the period, including the Brumbaughs themselves. The attempt to isolate archaeological deposits specifically associated with the activities of the enslaved occupants of the farm was, therefore, challenging. While plantations had crop-specific processing sites (e.g., sugar boiling facilities, etc.) that were almost exclusively associated with the activities of the enslaved, there is no analogous structure on the Brumbaugh farm largely owing to the generalized nature of the agriculture undertaken. The problem of isolating areas specific to enslaved populations is further compounded by the fact that potential deposits for enslaved individuals were not necessarily materially distinct from those of their masters. The slaves who labored on the Brumbaugh farm were several generations removed from initial captivity and had been raised in a westernized world, practicing western religions, and wearing western clothes. Unlike slavery in the Caribbean or Tidewater, where there was a constant influx of new enslaved Africans to replace workers killed by disease, slavery in the Hagerstown area seemed to be more of a closed system. Slaves were bought and sold throughout the local area, but new slaves were often acquired as offspring of existing chattel slaves, not by active purchase (Wallace 2007). Because of this slower turnover in the enslaved population, markers of enslaved identity harkening to African roots are less prevalent. In a very true sense, the slaves present on the Brumbaugh farm were African American, not African. This distinction can be seen in the fact that many of the slaves mentioned in Henry's ledger and in the newspaper ads of the time include surnames, suggesting that these individuals had been part of the community long enough to adopt western naming practices. This is not to say that slavery in Hagerstown was in any way benign, but it might suggest that the material culture of the Hagerstown enslaved was less distinct from the free population's than in other areas of the country and the world at this time.

If there were no activity areas used predominately by the enslaved on the farm, the only area that could be exclusively ascribed to enslaved populations would be a more domestic setting or slave quarter. There is no mention of such an area in the documentary record for the Brumbaugh occupation. The only candidate for such a structure identified during the archaeological investigation was Feature 34, located to the rear of the main dwelling. This two-chambered foundation contained a relatively limited deposit of domestic material, however, and its configuration is not typically associated with slave quarters in Washington County. Single purpose slave dwellings in this region tended to be composed of single chambers stacked one on top of another with a single door and a window on each floor (Wallace 2007). No recorded incidence of a slave dwelling being divided into two chambers on the first floor is known. A further argument against Feature 34 being the foundation for a slave dwelling is that the structure lacks a hearth, a fixture present in known examples of slave quarter structures in Washington County. The hearth, typically necessary for domestic activities such as cooking, would have likely been on a gable end of the structure, and while there is a brick pad on the eastern end of the structure it shows no evidence of burning or heating either on the surviving brickwork or in the underlying soil. Additionally, this eastern gable area appears to have had an overhanging roof supported by two posts suggesting that the brick pad was part of a threshold, not a hearth. Finally, in many examples of slave quarters in the county the domestic portions of slave dwellings are plastered and whitewashed on the interior to facilitate domestic occupation (Wallace 2007), but there is no evidence for such a treatment in the deposits

associated with Feature 34. In general, the interpretation of Feature 34 is more suggestive of an agricultural outbuilding than a single purpose slave quarters.

If Feature 34 structure is not the remains of a slave quarters, then where did the enslaved members of the Brumbaugh household live? The answer is that we cannot definitely tell based on the available evidence. There are a number of reasons why no slave residence has been positively identified, including the focus of excavation around the domestic structure, the propensity to build of timber or stone directly on top of bedrock (leaving a negligible archaeological footprint), and the difficulties in differentiating the material culture of the enslaved from that of other site occupants. Above all, however, is the fact that single-purpose slave quarters were far from the norm on farm sites in Washington County. As the numbers of enslaved persons on a farm was typically low (in the single digits), single-purpose dwellings were often not built for enslaved populations in the same way as was seen on larger plantations in the Tidewater. Instead, it was common to have enslaved persons reside in multipurpose farm outbuildings such as springhouses, blacksmith shops, carriage houses, and out kitchens (Wallace 2007). Doing so had two benefits for the masters: it required limited expenditure and did not reduce the amount of cultivatable land, while still keeping the enslaved population somewhat isolated from the main dwelling (Wallace 2007). What this means for the enslaved populations is that they had even less control over their built environment, and their domestic occupation could be easily masked by the principal function of their domicile. Some of the enslaved population on the Brumbaugh farm were employed in domestic service and may have been housed within the family's main dwelling, perhaps in the cellar or attic, so as to be readily available. Finally, it is possible that slaves occupied a remote building not encountered during the archaeological investigation. The Brumbaugh's owned a "Tennant House" located well to the west of dwelling house along the roadway by 1877 (Lake, Griffing & Stevenson 1877). It is possible that prior to its service as a tenant house this structure served as slave quarters. As this property was not available for examination during the current undertaking its role within the farmstead remains uncertain.

In summary, no direct evidence of a distinct deposit related to enslaved individuals was encountered during the investigation. The explanations for this absence range from regional trends of housing of slaves in multipurpose dwellings, excavation sample bias, and difficulties in material culture differentiation. While the presence of enslaved individuals on the Brumbaugh farm is a well-documented matter of record, unfortunately, the archaeological details of their daily experience remain elusive.

2) *Where did the Brumbaugh family's allegiances lie during the Civil War? Were they aligned with their southern neighbors in resisting the Union forces, or were they loyal to the Union? What happened to the enslaved people that Andrew is said to have owned? Did the configuration of buildings on the property reflect changes in the labor force?*

Archaeological and documentary evidence pertaining to the Brumbaugh farm during the period of the Civil War is largely absent. As a result, the ability to address questions of the family's allegiance cannot be answered with any certainty. There is no record of any member of the Brumbaugh household signing up to serve in the military of either army, so no direct military allegiance can be clearly ascertained. By the time the conflict broke out, however, Andrew Brumbaugh, the family patriarch, was deceased and his children were still minors, so military service would not be expected. During this period the farm was run by Andrew's widow, Susan Brumbaugh, until she remarried Jacob Clare, a local minister. No letters or correspondence from Susan Brumbaugh during the Civil War period could be located, so there is no written record as to which way her sympathies lay. One possible suggestion of her leanings may be inferred by the choices she made with regard to the education of her minor children during the period of conflict. Her daughters Sallie and Margaret were sent to Greencastle, Pennsylvania, for education under the Reverend Joseph S. Loose. During the Civil War Pennsylvania was a free state, so this may suggest a possible affinity with the north. However, the school in Greencastle was only 8 miles away from the farm, so convenience and geography may have been the deciding factors rather than political ideology. Archaeologically, the only material directly related to the Civil War was two uniform buttons from a Connecticut infantry regiment. As previously discussed, there was a Connecticut regiment stationed in Hagerstown that functioned as a provost. Provost duties would have included protecting the civilian pupation and provisioning. While these buttons suggest that there was some action around the farm by Northern troops, they do not indicate whether the interactions between the Northern troops and the Brumbaugh family were hostile, amicable, or welcoming.

The 1860 census, taken around the start of the Civil War, enumerated Susan's household and, in addition to her direct family, included four slaves: a 57 year old male (likely Tom Selser); a 30 year old male (likely George Gant); an 18 year old male; and a 21 year old female (U.S. Census of 1860a:620-621). Under Susan Brumbaugh's management, the Brumbaughs continued to own slaves up until Maryland's slaves were declared free on November 1, 1864. This would seem to suggest that even if they were northern leaning in their sympathies, they did not embrace the abolitionist ideologies of the Northern forces. When Maryland freed it slaves in 1864 those enslaved individuals remaining on the Brumbaugh farm would have no longer been bound to the farm. The specific fates of the Brumbaugh's slaves after 1864 is unclear, but it is known that by the next census, in 1870, none of the formerly enslaved individuals included in the 1860 census remained in residence on the Brumbaugh farm (Washington County Indentures, Lewis E. Green, 1860; U.S. Census of 1870a:448, 105). Archival research was conducted to track the four slaves who were present on the farm during the Civil War, but it was not successful. The names of the two youngest slaves were not recorded, and neither Tom Selser nor George Gant could be located in post-Civil War records. After receiving their freedom, many slaves moved and/or changed their names, so tracking them can be nearly impossible without supplementary information.

The impact of the manumission of slaves on the built environment of the Brumbaugh farm could not be readily determined given the available evidence. As stated above, the archaeological investigation did not conclusively identify discrete areas of the farm specifically related to the enslaved population. The only temporally relevant structures located during the investigation were the early phase of the farmhouse (Feature 6) and an outbuilding interpreted as a smokehouse (Feature 34). There is no evidence to suggest that either of these structures was directly impacted by the end of slavery, rather the major changes to these structures appear to have been affected by the later reorganization of the farmstead resulting from changes in the farm's ownership in the late nineteenth century and changes in farming focus during the post-Brumbaugh period of tenancy.

3) *What was the Brumbaugh family's experience in the Civil War? Did the war leave tangible traces on their farm? Is there any evidence of war-time occupation by troops? Did Susan Brumbaugh adjust her family's diet or have to make different choices for household goods?*

According to the documentary record, the Civil War does not appear to have caused any damage to the farm. This period in the farm's history was well documented as it was part of the Estate of Andrew Brumbaugh and under the administration of the Guardian's Court with Susan Brumbaugh (by then, Susan Clair) acting as the principal tenant of the farm. The Guardian's Court records for this period list only minor maintenance to the site and nothing to suggest damage due to military activity. Only two Civil War buttons were recovered during the archaeological investigation, and there was complete lack of any other military-related material culture that might be expected if there had been wartime encampments or occupation on the farm. The two buttons were from a uniform associated with a Connecticut infantry regiment. While three such regiments served in the Hagerstown area during the war, the most likely originator of the material was a soldier from the 18th regiment, a contingent that was stationed in Hagerstown during the war on provost duty. This duty involved protecting the civilian population from the military, acting as military police, and securing the transportation lines, including provisioning. The recovered buttons are likely evidence of soldiers coming to the farm in search of provisions. Apart from the potential economic interplay between the farm and the military, little other impact appears to have occurred, and there is no evidence of direct conflict or violence on the property.

The documentary record indicates that during this period the farm was not always occupied by the family, but was being managed remotely by Susan from her new home with Jacob Clair, a property located just to the south along the road to Hagerstown. According to the guardian accounts, Susan's children were mostly away at various boarding schools or colleges during the Civil War, so the household was largely unoccupied during this time. As the occupations on the site during this time were sporadic or related to tenancy, it is not possible to determine from the archaeological record whether or not Susan had to adjust her family's diet or change household practices.

Landscape Use

1) *How did the Brumbaugh family use the yard space around their farmhouse and how did this change through time? Was there a shift toward a clearer distinction between public and private space? If so,*

can this be linked to changes in their household economy or more general regional changes in attitude?

Jacob Brumbaugh

What we know of the early farm layout under Jacob Brumbaugh is largely limited to the area immediately around the Feature 6 foundation and the well. Jacob's original house (represented by Feature 6) was constructed on the three-room *Flurküchenhaus* plan—a typical Germanic style of the eighteenth century. This type of structure had a central chimney and was likely two stories with a working attic. Houses of this style were all-purpose buildings that served both as a dwelling and space to store agricultural tools and produce, with the upper attics being used to dry and store plants and food (Friesen 1990). While other structures surely existed on the farm at this time, they were not identified archaeologically. An early nineteenth-century description of a neighboring Wooten Farm property in 1821 describes a period farmstead as "A Tract of Land…with improvements, consisting of two log dwellings houses, a barn, and other outbuildings…" (*Hagerstown Maryland Herald and Hagerstown Weekly Advertiser* 1821b). We may presume that Jacob's farm was not substantially different from this, being principally timber built, as the Feature 6 foundation suggests. Other estates being auctioned off around the time Jacob's estate was finally being settled in 1814 were similarly described, but also mentioned orchards among the improvements: "[i]n the premises there are two log dwellings houses, a barn, two wells of excellent water and a young apple orchard" (*Hagerstown Maryland Herald and Hagerstown Weekly Advertiser* 1814). Based on earlier newspaper records we know that the Brumbaugh farm originally possessed a stable, as an advertisement from March 18, 1799, refers to the building while advertising the stud horse name "Chattem" (*Maryland Herald and Hagerstown Weekly Advertiser* 1799). Unfortunately, no evidence of early farm structures such as a barn or stables was encountered at the Brumbaugh-Kendle-Grove Farmstead site, but we can say that the domestic occupation was centered in a relatively localized area around the Feature 6 house.

Based on the available archaeological evidence, it appears that the western yard of the house was the location of the kitchen midden, acting as the primary domestic work area. In general, the material retrieved from this location was highly fragmentary, suggesting frequent trampling, which indicates a high traffic area in the domestic sphere. The high incidence of rodent gnaw marks on bones found in the AU 2 deposits suggests that faunal material was exposed at the surface. Material in the eastern and southern yards of the house was limited, and there was no information about the northern yard due to the later expansion of the house in that direction. While deposits in the eastern yard were potentially truncated by later features such as Feature 95 (the cobbled path/work yard), the artifact density was notably sparser than the midden deposits in the western yard. In the typical layout of a *Flurküchenhaus* dwelling the primary entrance was via the kitchen, but in some examples, there were both front and rear entrances. The kitchen of Jacob's house was in the north half of the house, but the location of the main entrance (east or west end of the kitchen) depends on whether it was a one- or two-door configuration. The high incidence of material in the western yard suggests that there was an entrance in this location, but without knowing if there was another entrance on the east side of the kitchen it is impossible to say if the western yard was a private (back yard) or public (front yard) space

The small, unexplained foundation remnant in the basement of the later-period house extension (the northern house extension that became the rear ell of the brick house) may relate to the Jacob Brumbaugh period of occupation. This stone foundation remnant ran roughly north-south along the western wall of the later foundation but was slightly offset from the later foundation's orientation. The fact that the foundation remnant was capped by the later foundation suggests that it dates to an earlier period, likely making it of eighteenth-century origin. This remnant was found more than 2.1 m (7 ft.) below the Feature 6 grade, suggesting that if it were contemporaneous it would have been a subsurface feature. It may have been part of an early root cellar that was attached to the kitchen of the Feature 6 house. Such cellars off of kitchens were a common feature in German-American houses, especially of the *Flurküchenhaus* plan. Typically such cellars were located beneath the hall or chamber, but the elevated bedrock under Feature 6 may have made the area to the north a more pragmatic site to construct an attached cellar structure. Unfortunately, this structure was destroyed by the subsequent construction of the northern extension by Jacob's son, Henry.

While the archaeological evidence for a large farmstead under Jacob Brumbaugh is limited to ephemeral foundations and a well, it is unwise to presume that the farm complex was limited to these buildings during this time. Shallow

bedrock combined with the propensity for log construction in the region during the late eighteenth and early nineteenth centuries render traces of structures largely invisible. Further, the focus of archaeological excavation was largely limited to the area immediately surrounding the (then) standing dwellings. This focus biased the examination of the farmstead in favor of the modern layout of the farm, an organizational scheme that may have differed substantially from the eighteenth-century layout. While a large area was excavated, a farm can be a sprawling complex, so it is possible that key features of the early farm exist in untested areas outside the focus of the excavation related to this current undertaking. A large area of seemingly artificially flattened ground sits just to the south of the Feature 6 foundation outside of the primary testing area for the site. This area is visible on a LIDAR-derived hill shade of the property and encompasses an area approximately 27.4 m x 36.58 m (90 ft. × 120 ft.), a site certainly large enough to house a substantial outbuilding. A portion of this flattened area was found to contain part of a modern leach field, associated with the twentieth-century occupation, but this seems to have been clustered to the northern end of the flattened area so the presence of the leach field is not sufficient to explain the entirety of the seemingly modified landscape. Only two STPs were placed in this area, and the soil was found to be simply an Ap over B horizon. If there had been an earlier log- or timber-built barn or stables in this location, little evidence would remain, especially given successive plowing of the area. Structural evidence for such features might only manifest as beam slots or posts, which would only be evident during mechanical stripping which was not undertaken since this area was outside the location to be impacted by demolition. The one small strip trench that was placed in this area revealed an approximately 1.2-m (4-ft.) long beam slot in the field to the southwest of Feature 6. While no other evidence for a structure was encountered in the area tested, the possibility remains that occupation extended southward into this part of the field.

Henry Brumbaugh, Andrew, and Susan Brumbaugh

By the early nineteenth century, when Henry took over the farm, the farm underwent an expansion, and the simplicity of the Brethren-inspired landscape created by his father appears to have been replaced. Henry Brumbaugh appears to have undertaken a number of construction projects aimed at making the farm he inherited more functional, efficient, and attractive. The list of changes we can ascribe to Henry's tenure included the construction of the Swisser barn, with its ornate diamond-shaped brick vents and massive stone foundation, the doubling of the size of the dwelling house, and the establishment of the cobbled pathways and work yards surrounding the west side of the house. These changes during Henry's occupation can potentially be attributed to various factors. Unlike Jacob, Henry was born in North America and grew up with a different worldview. Unlike his father, Henry was not a participant in the Brethren and thus may not have been as inclined to displays of modesty as was his father. Perhaps even more impactful, however, was Henry's marriage to Martha Rench. Martha came from a highly affluent family and brought wealth, social connections, and property (including slaves) into her marriage. Not only her wealth but also the added labor afforded by the enslaved workers may have enabled Henry to invest in improvements to his farm.

Photo 9.2. A view of the barn structure showing original squared floor joist next to V-notched beams.

One of the structures that appears to have been built during the tenure of Henry Brumbaugh was the large Swisser barn. The barn's footprint matched the dimensions of the barn described in the 1859 real estate valuation for Andrew Brumbaugh (Washington County 1859). As Andrew died just 7 years after his father, however, and Swisser barns were a feature of the Hagerstown landscape as early as 1814 (as evidenced in regional newspapers), it seems likely that the structure was built by Henry Brumbaugh in the period prior to 1852. The main beams and many of the long floor joists for this structure were hand-hewn and well-finished timbers, fitted into slots in the stone portion of the barn's foundation. The floor joists were not fastened to the finished main beams via dovetail or notch but instead were merely laid atop them. This technique was common for Germanic structures in the Shenandoah Valley (Lay et al. 1982). Many of these floor joists were replaced by recycled timbers, from earlier log outbuildings reused for repairs by Kendle during his rebuilding of the farm in the late nineteenth century. Such timbers are clearly identifiable by their lack of finishing and fact that brick was packed around them in the receiving slots to fill space designed for a different timber (Photo 9.2). The fact that these timbers were introduced as repairs in the late nineteenth century adds physical evidence to suggest that the age of the barn predates the late nineteenth century as was previously believed (URS 2005). The fact that these timbers were used to repair the structure in the late nineteenth century suggests that by the late nineteenth century the barn structure was of sufficient antiquity that major repairs were necessary. If the barn had been built in the 1870s as was previously suggested, it is unlikely that such a repair would have been needed just 25 years later. However, a barn that had stood for nearly 70–80 years, having been built by Henry Brumbaugh in the first quarter of the nineteenth century, would likely be due for repairs by 1895. Thus the combination of the documentary evidence of the barns dimensions, the style of construction, and the evidence of late nineteenth-century repairs suggest that the Swisser barn was built during the Henry Brumbaugh period.

As mentioned above in the Site Development History section of Chapter 9, the house built by Henry Brumbaugh was an expansion of the original *Flurküchenhaus* built by his father in the mid-eighteenth century. This expanded structure featured a northern addition that essentially doubled the size of the house and likely replaced a former root cellar to the north of the original house with a full cellar that was whitewashed and given a brick floor and hearth (both suggestive of occupation rather than simply storage). Despite the expanded size of Henry's dwelling, it appears that it was still made of timber like the original *Flurküchenhaus* and treated with a coating of rough shot plaster. At the time that Henry expanded the house, building an addition with a basement to the north or the *Flurküchenhaus*, he also likely improved the area around the house with a series of paths and cobbled surfaces that made the domestic sphere more functional.

The cobbled path and flagstone walkway network that once dominated the northeast and south yards of the dwelling house also appears to have been established by Henry Brumbaugh. Temporally diagnostic artifacts in Features 74, 75, 101, 81, and 95 suggested a construction date of the early nineteenth century. Soils from beneath the cobblestones of Features 74 and 95 indicated the presence of an Ab-horizon dating to the eighteenth century, as evidenced by the presence of mid-eighteenth century artifacts such as a piece of eight and early pipe bowls. The soil deposits on top of and amongst the stones of the pathways, by contrast, typically dated to the mid- to late-nineteenth century, indicating that these structures were in use by then. These indicators limited the period of construction to the first half of the nineteenth century, the period principally dominated by Henry Brumbaugh. The orientation and width of Features 95 and 74 suggest that they were once part of the same continuous cobbled feature. A flower bed trench, Feature 96, that was cut into the Feature 95 pathway along the east foundation of the latest (brick) house, contained a deposit of jumbled cobblestones, suggesting that Feature 96 had once been part of the Feature 95 cobbled surface. Feature 96 was not a builder's trench and was not associated with the construction of the later brick house as it was

not present around the entirety of the south side of the structure, and was relatively shallow. The cobbled path/yard composed of Features 74, 95, and 96 appears to have been subsequently cut when the foundation for the Kendle-period brick house foundation was dug. This new basement cut appears to have been excavated from the inside as there is minimal disturbance to the cobble path on the north and south sides of the foundation, though the cobbling on the east side of the expanded foundation was more jagged and disturbed. While subtle, the disturbance to the cobbled pathway along the eastern side of the expanded foundation seems to suggest that the eastern extension to the Kendle-period brick house cut through an earlier work yard/path feature that likely dated to the earlier Henry Brumbaugh period.

This complex network of cobble and flagstone paths and cobble pads associated with the Henry Brumbaugh period suggests an engineered and functional landscape. Features 74 and 95 formed a large cobbled surface on the east (possibly front) and north sides of the dwelling. Feature 74 was linear and suggested a trajectory toward the barn, while Feature 95 was more of a work yard pad. Most of the tools recovered during excavation came from deposits that sat directly on top of cobbled surfaces such as Features 74 and 95. Tools were recovered from contexts on top of the pathways in the south, north, and northeast of the farmhouse, while only two tools were recovered from the western lawn. The correspondence of the tools and the cobbled surfaces suggests that these areas, at least prior to their abandonment, were utilized as work areas, while the area to the west/rear of the dwelling was not typically utilized for this purpose. Features 74 and 95 had an approximately 6-inch wide channel running along their eastern edges, suggesting that these cobbled pathways and yards had a built-in drainage system. This drainage system, in conjunction with the network of cobbled pathways and work yard surfaces, suggests a highly managed and functional landscape. This degree of landscape formalization in conjunction with the increasingly symmetrical appearance of the expanded dwelling house would have presented a degree of affluence while creating a highly functional yard surface out of the otherwise undulating and muddy landscape. Curiously, Feature 95, the cobbling in the east yard, stopped approximately 1.82 m (6 ft.) from the east wall of Feature 6 (the foundation for the original house). This gap would seem to be counter to purpose, creating a possibly muddy area just before entering the building. This 1.82 m (6 ft.) gap, however, is consistent with the width of a porch on a typical *Flurküchenhaus* plan dwelling (Bucher 1969). Supports for such porches can be quite ephemeral, and while no series of features were identified for such a structure, little archaeological evidence of a porch is apt to remain if the structure sat on a timber sill or dry-laid stone piers. This gap area between Feature 6 and Feature 95 was disturbed by the installation of utility pipes in the twentieth century, so the absence evidence for porch supports is not surprising. Post holes along the foundation, such as Features 12 or 13, might suggest the possibility of a porch support, but excavation in this area was limited to Phase II units and no other such features were encountered. Sampling bias notwithstanding, the presence of two posts along the foundation, the gap between the cobbled surfaces and the Feature 6 house, and the common presence of porches on the front of *Flurküchenhaus*-type dwellings conspire to suggest that a porch structure existed on the east side of the house. Conversely, no footers or posts that could be associated with a porch were found on the western side of the house, making the eastern side of the house the more likely location for the porch. The presence of a porch on the east side of the house would support the conclusion that the house faced east, which is important to understanding the layout of the dwelling.

Other landscape features contribute to an understanding of farm layout during the Henry Brumbaugh period. Feature 101, a flagstone path, appears to have connected the northern extension of the dwelling with the orchard on the east side of the later driveway. Perhaps this path led from an apple house (listed in the 1859 valuation) to the basement, connecting two food storage areas of the farm. Likewise, Feature 75 was a path connecting the large Feature 74/95 cobbled pad in to the well and therefore attaching the house to the well.

In addition to the barn construction, house expansion, and yard cobbling, more specialized farm structures such as a smokehouse, apple house, pig shed, chickenhouse, etc. were built during Henry's tenure and passed on to Andrew (Washington County 1859). One such outbuilding may have been Feature 34 in the western yard. Feature 34 has been interpreted as a smokehouse and storage area located to the rear of the original kitchen. This structure was part of the domestic sphere of the farm, providing a means of meat preservation for domestic subsistence, but probably for sale as well. The remains of other domestic and agricultural outbuildings were not encountered during the investigations, possibly a function of the scant archaeological footprint of timber or log structures and their vulnerability to subsequent disturbances such as plowing.

Henry's conception of the appropriate use of space can be defined by the structures he built onto and around his newly expanded home. It is likely that Henry added a porch to the house, clearly defining a front entrance. As described above, a substantial porch is evidenced by a gap between the house and the Feature 95 cobbled yard and posts along the eastern side of the foundation. In Henry's new landscape, the entire front yard of the house was cobbled, with paths connecting the house to the barn, the well, the meadow/orchard, and potentially other outbuildings. The presence of engineered paths suggests an attempt to dictate how people navigated and used the landscape, a contrast to the seemingly freeform ranging that had existed during his father's tenure. While some of the cobble path locations may have been established footpaths in earlier times, Henry's made them part of the built environment. He also appears to have graded yard areas with large gravels in the areas to the west of the Feature 74 cobbling, making this area a more useful yard surface. His motives may have been pragmatic: gutters along these paths suggest that drainage was an issue, and he may have put in the formal paths to improve navigation during foul weather, reduce mud, and create clean working areas. Such surfaces could be swept clean and would not become rutted or churned by the parade of people and animals. In addition to being functional, these formal paths and work yard areas may have served to highlight the public side of the house as none are present in the western yard near the kitchen and rear work yard, despite heavy usage (as evidenced by the highly fragmented nature of the artifacts recovered there). This may have been a conscious decision to keep the public side of the house a clean zone while the rear, and more private space, was used as a trash midden. While Henry may have intensified the development of the property and codified the means of navigation through the farmstead landscape, the general organization of how space was used by the occupants of the farm and conceived of public and privates spheres around the dwelling seems to have remained largely the same.

The desire for increased efficiency manifested in Henry's cobbled pathways is also reflected in the documentary record. Census records show that by the end of Henry's tenure and into his son Andrew's tenure the farm was heavily invested in machinery, suggesting that innovation and improvement were a family value for the Brumbaughs. Andrew's estate, probated just seven years after Henry's death, included a reaper, a rolling screen (corn cleaner), a spring wagon, three narrow tread wagons, a cart, two steel plows, three two-horse plows, and a bag wagon (Washington County 1859). While Henry and his children perused the same general farming plan as Jacob Brumbaugh had done, that is, focusing on cereal grains and livestock, the landscape Henry established and the investments he made in infrastructure and machinery seemed to be borne of a desire to increase productivity and efficiency while highlighting status, albeit to a lesser degree.

How the Brumbaugh's handled sanitation is an open question. The only privy features identified during the archaeological investigation Feature 84, a simple barrel privy located in the west yard, abandoned at the end of the nineteenth century. It is unlikely that this was the only privy on the farm as it was quite small and ephemeral. Perhaps traces of the original privy were destroyed during one, or both, of the house expansions. Or perhaps it was located beneath the large tree in the rear of the house near the Feature 84 barrel privy.

Two large shaft features were identified, both of which appear to have served as cisterns. Feature 16, a brick-lined shaft, was located in the south yard, while a brick- and stone-lined shaft of similar size was located on the north side of the house to the east of the summer kitchen. This latter shaft, identified as a beehive cistern that still held water, was functional up until the time the property was abandoned and was not assigned a feature number. The Feature 16 shaft had a stone floor and walls of mortared brick two courses thick. There was evidence that the interior of the shaft had been parged, suggesting it also held water and functioned as a cistern. Further, the planking found in Feature 16 suggests it had a wooden lid similar to the one observed on the stone-lined cistern, probably to prevent people from falling in and to keep debris out.

The stone-lined cistern to the north of the house was likely older than its brick counterpart, Feature 16, although it appears to have remained in use for a longer period. Feature 16 was filled will modern debris, having recently become part of a septic system, and its historical construction date and use period could not be ascertained. Why would there have been three contemporaneous water sources in close proximity to the house (the stone-lined cistern, the well, and Feature 16)? Simple domestic use would not have created a need for so much stored water, and both cisterns were presumably too close to the house to be useful for watering livestock. The cisterns were very well built, and in both cases were hacked into natural bedrock, requiring a high level of effort. Perhaps the well did not provide water year-round due to fluctuations in ground-water level, and two cisterns were needed to capture rainwater and/or

store water from the well. Their proximity to the house would have allowed for rainwater collected from roof runoff. The possibility also remains that Feature 16 was added later, during the Kendle period of occupation, for an unknown purpose

During the Henry period, the presence of the cobble pathways in what is presumed to have been the front of the house and the absence of any such landscape features in the rear of the dwelling suggest a clear delineation of public and private space. The front of the house was paved and well managed, largely cleaned and free of debris and mud, and contained the well, cistern(s), and access to the barn, all of which were connected by cobbled paths. While a great deal of effort was expended along the front of the house there was little in the way of a managed landscape in the rear of the house where domestic outbuildings such as the smokehouse and the kitchens were located. Henry established two anchor points that were centers of activity: the barn being the center of agricultural activity and the house the center of domestic activity. The cobbled paths, albeit functional, also reflect a desire to control the landscape, and the ornate nature of his barn reflects a growing interest in aesthetics. The placement of the orchard in the field opposite the house may also have been part of the aesthetic. With flagstone paths connecting the house and the orchard, and a well-ordered, cobbled front yard that could be easily kept clean, the image projected was of a tamed landscape exhibiting agricultural productivity and affluence.

The general layout of the farm as established by Henry appears to have remained largely constant during the Brumbaugh period, up to the 1890s. Perhaps one reason for the relatively stable nature of the farm layout is that during much of the Brumbaugh occupation, until after Susan's tenure in the 1860s–1870s, the household economy remained largely unchanged. The focus of the farm was on the production of cereal grains and livestock. The markets for these goods remained fairly stable from the late eighteenth through the early nineteenth centuries, so there was little inducement to reorganize. By contrast, farmsteads in New England and parts of the Mid-Atlantic during this time period were confronting factors such as diminishing cultivatable land and loss of labor due to the rise of factory work (Ford 2008). In these areas reducing the footprint of the built environment meant more land for cultivation, and as a result the connected farmstead layout, a single complex of attached domestic and agricultural buildings, became increasingly popular (Ford 2008). These connected farmsteads were easier to navigate in poor weather, cheaper to heat, and more efficient to traverse, all while opening more land for cultivation. In New England, the movement toward a connected farmstead was largely a response to increased economic competition from western farms that had the advantage of large tracts of cultivatable land (Hubka 1984). While such factors may have forced a change in spatial organization in New England, the same sort of land and labor pressures do not appear to have applied in Washington County, Maryland, in the same way. The reasons for the lack of major farm reorganization in western Maryland are worth considering. Several factors may have eased some of the economic pressures on Maryland farmer's that did not benefit their northeastern counterparts. First, much of their farming activity was focused on generalized agriculture rather than monoculture of wheat, corn, or livestock. Much of the wealth of a farm in western Maryland came from the value of livestock, often hogs, which are less land intensive than cattle and therefore less subject to land pressure. The area around Hagerstown had the advantage of being adjacent to a major hub of railroad transportation, which allowed farmers to ship their products quickly and cheaply to a wide variety of markets, giving them the freedom to seek out the best market for their product. The farmers in western Maryland also did not have to contend with the loss of laborers and children to factories like the farmers in the more industrial north. Because cheap labor was still available, and their farming strategy more diversified, the need for land and labor efficiencies was not as pressing as in New England. The pressure to reorganize in western Maryland was therefore not substantial enough to overcome the inertia of the long utilized farm layouts of the German American and Upland South traditions that dominated the region (Groover 2005). Henry's farm, therefore, remained split into two distinct spheres: domestic and agricultural, broadly in keeping with the typical German American farm layout pursued elsewhere during the late eighteenth and early nineteenth centuries (Groover 2005). Instead of a farmyard collapsed into one mega-structure, each sphere of the farm was ringed by distinct outbuildings. While most of these structures did not survive on the Brumbaugh-Kendle-Grove farm, extant contemporary examples suggest that farmyards in this period were dotted with outbuildings clustered around the two distinct hubs. The 1859 valuation following Andrew's death demonstrates that the Brumbaugh farmstead was no different: in addition to the house, at least 10 other structures were present, including the barn, outhouses, stable, wagon shed, chickenhouse, hog pen, carriage house, smokehouse, and apple house (Washington County 1859).

While the 1859 inventory gave valuable insight into the types of structures that were present on the farm, it did not provide information on how these structures were arranged. Of the structures listed in the inventory, only the barn, dwelling house, and smokehouse were identified archaeologically. On a typical German American farm of the period, domestic outbuildings such as a smokehouse, springhouse, bake ovens, and out kitchens were clustered around the main dwelling, while corn cribs, wagons sheds, milk shed, chickenhouse, and pig pens were clustered around the barn (Groover 2005). While this functional separation was common on German American farms during this time period, it was by no means the only way of organizing a farmstead. For example, the German American owners of the Gibb farm in Tennessee, a site contemporaneous with the late Henry and Andrew periods, was structured along the plan typically favored by Scotch-Irish immigrants wherein the distribution of outbuildings was arranged for the convenience of the individuals responsible for a task, not necessary a strict functional division (Groover 2005). As women were more responsible for the pigs and chickens, the associated outbuildings tended to be located within the domestic sphere. This type of spatial patterning is often referred to as the Upland South pattern.

Although the myriad outbuildings listed in the 1859 valuation of the Brumbaugh farm were not located archaeologically, there was tantalizing evidence that at least some of them may have once clustered around the house. Beam slots were identified in the west yard (Features 59 and 61) and on the western edge of an unnaturally flat area to the south of the house (Feature 97), suggesting the possibility of timber structures in those locations. Without knowing the function of these buildings, however, it is not possible to determine if the nineteenth-century Brumbaugh farm adhered to a rigid functional differentiation of space akin to the standard German-American plan, or to a more gendered, convenience/task-based layout in keeping with the Upland South pattern.

While the precise spatial patterning of outbuildings on the Brumbaugh's nineteenth-century farmstead cannot be known with certainty, the 1859 valuation provides a picture of a much busier farmyard than what survived into the early twenty-first century. The existence of individual function outbuildings suggests that people were not multitasking—that is, the Brumbaughs were probably not cooking and feeding the chickens at the same time as these were in two distinct places. In more efficient farm layouts such as the connected farmsteads of New England, farmers could pursue multiple tasks concurrently with limited effort as various functions were consolidated under one roof, allowing a more seamless transition between tasks (Ford 2008). The German American and Upland South farm layouts, either of which may have characterized the Brumbaugh farmstead, necessitated that one had to be in a specific place to do a specific activity and that the ability to condense small tasks was limited by the single purpose focus of a structure. While perhaps less efficient, the reliance on single-purpose outbuildings and their clustering around distinct nodes is suggestive of a general sense of order—that is, the notion that there is a proper place do each activity. This sense of ordered separation is already manifest as a key part of the Upland South and German American farm forms as they both clearly differentiate a domestic and agricultural sphere. This clear separation may have allowed the Brumbaughs to establish a mental divide between work and home life, a distinction that can become blurred in a connected farmstead, with certain anxieties emerging as a result (Ford 2008). While the household may have been isolated from the major farming activity, multitasking appears to have still occurred. Toys, for example, are clustered near areas of domestic activities, kitchen, washing, etc. Only two toys were found in the northern yard and none in the eastern yard or by the barn. It seems that the principal play areas, as indicated by the locations of artifact recovery, were confined to the areas within view of the domestic work centers within the late nineteenth-century and early twentieth-century farmstead. This suggests that play locations were concentration in areas under the supervision of the women on site whose labors dominated the south and west yards during their daily activities. This trend of combining child supervision and domestic chores such as cooking and washing via the control of play areas began under the Brumbaughs but seems to hold throughout the remaining use of the farm, even after Kendles rebuilt in 1895. While there were two separate loci of activity on the farm, the domestic (farmhouse) and the agricultural (barn complex), the spheres of influence seemed to remain constant by gender. Men controlled the agricultural sphere, while women the domestic, a pattern that remained constant. This division may have resulted from the middle class trend of segregating work and home. The division of space on the Brumbaugh and later Kendle farm may, therefore, have been maintained as it aligned with broader social ideas about what it meant to be a successful member of society in the nineteenth century (Ford 2008).

To take the discussion a step further, the manner in which the Brumbaughs chose to represent themselves to society at large may also be manifest in the layout and usage of the farmyard and its structures. The house may have been a fine and respectable dwelling once expanded by Henry (likely clad in roughcast as the 1884 description indicates),

but the barn appears to have been the focus of Henrys financial investment (Chancery Record No. 25:458-461). The barn was rebuilt in high fashion with brick, while the dwelling house was made of timber. It was the public face of the farm, located near the corner of the property, close to the intersection of two major roads. From Hagerstown, on the southern approach to the property, the house was barely visible as it sat below a slope of bedrock outcrops and behind a cultivated field. The barn, on the other hand, was highly visible due to its topographic situation and its size. If the barn was the public face of agricultural sphere, the cobbled paths and work yards were the public face of the domestic sphere, projecting a sense of orderliness and cleanliness. By such public displays of wealth and order, the Brumbaughs proclaimed their standing in the local community and the burgeoning middle class. By the mid-nineteenth century, their financial and social success was ultimately manifested in their ability to educate all of their children at private schools and to join exclusive social clubs such as the Masons.

2) *What was the effect on the landscape of Samuel M. Kendle's property "improvements" at the end of the nineteenth century, including the possible construction of a new house? Did the attitude toward the landscape around the dwelling change with the architecture?*

The landscape modifications rendered by Kendle seem to have been a systematic reorganization and consolidation of the farmstead and its landscape. In the early nineteenth century, Henry Brumbaugh had established the property's two anchors—the dwelling (domestic sphere) and barn (agricultural sphere)—and had maintained a variety of functionally distinct outbuildings spread across the farmyard. While Kendle appears to have maintained the two operational spheres (he built his new house on the site of the old one and kept the barn), he made sweeping changes to the landscape with regard to the ancillary outbuildings. He purged the disparate outbuildings and consolidated their functions into new complexes proximal to their respective anchors, burying the Brumbaugh pathways that connected the various aspects of the farm. In the agricultural sphere, tool shed, chickenhouse, wagon shed, and corn cribs were housed in a large add-on structure on the south end of the barn. The yard between the barn complex and the house was opened up to make way for a drive.

In the domestic sphere, the summer kitchen was placed adjacent to the house and the two closest outbuildings—the chickenhouse and the stone structure identified as a smokehouse—were retained. This latter building, the stone structure, appears to have been modified by Kendle. Although the structure could not be dated using archaeological evidence, it was clearly converted to its twentieth-century function as a smokehouse at some point in its history. One of its two original doors was infilled, and excavation revealed the presence of a large posthole just to the east of the original opening, approximately 0.79 m (2.6 ft.) out from the façade of the structure. This posthole was interpreted as evidence of a support post for an overhang. This may have been a milk house or dairy, a small tool shed, or more likely (given its proximity to the house, a root cellar). A traditional below-ground root cellar may not have been practicable given the preponderance of near-surface bedrock at the site, necessitating the need for an above-ground alternative.) Further consolidation of the domestic sphere is reflected in the covered porches that connected the structures.

An example of Kendle's property improvements was clearly evident in repairs he made to the barn. Many of the original floor joists were replaced with reused timbers, likely from the old Brumbaugh-era house or similarly constructed outbuildings (Photo 9.3). These timbers had distinct V-notches commonly used for joinery in timber construction in the region. The notching was not functional in the barn application, but rather remnant from a previous use. The original floor joists, some of which remained, were squared timbers running the length of the barn and resting on top of the beams—a common practice in German style construction (Lay et al. 1982). By contrast, the V-notched timbers were not full length, but rather spanned only small segments of the floor. These

Photo 9.3. View of the recycled V-notched beams in the barn.

timbers were clearly applied as patchwork to shore up weaknesses or were added to support greater loads in the rooms above.

CONCLUSION

The Brumbaugh-Kendle-Grove Farmstead site is a rural microcosm showing the complex and evolving nature of life in Washington County, Maryland. The excavations undertaken by AECOM enabled the identification of deposits from the precontact use of the region, structures and deposits from its early European American settlement, features related to the farm's development into an efficient and affluent agricultural enterprise, its late nineteenth-century reorganization and consolidation, and finally its eventual decline. The archaeological investigation indicated that the Brumbaugh family raised and sold livestock, selling the best fresh cuts and saving the more readily preserved and less profitable cuts for their own consumption while patronizing the local manufacturers of ceramics. Documents show that they were industrious and invested in progressive farming techniques and machinery. Identified features speak to their efforts to improve and maximize the efficiency of their farm through the use of pathways and work yards and well-placed outbuildings. Using the built environment they established distinct public and private, domestic and agricultural areas, a paradigm and general layout that persisted throughout much of the property's occupation. They delineated cognitive boundaries between the rigors of agricultural labor and the private life of the home. Their choices regarding the placement and design of the barn suggest a concern for public approval and reveal their aspirations to enter the growing middle class of the nineteenth century. During the multigenerational Brumbaugh family occupation, the archaeology demonstrates a transition from material culture rooted in the austerity of the Brethren tradition giving way to the social aspirations and efficiency of the nineteenth century. Archaeological excavation and interpretation has shown how each successive generation and owner altered the landscape to suit their needs and values, providing a chronology of changes in worldview, economic focus, agricultural knowledge and innovation, and domestic life and ideals. The picture that is painted is one of a dynamic environment where change is subtle but constant. While city living is universally recognized as highly dynamic, the Brumbaugh-Kendle-Grove Farmstead site demonstrates that rural settings can be equally vibrant and kinetic.

10. WORK CITED

AECOM
2018 Archaeological Management Summary, Brumbaugh-Kendle-Grove Farmstead (18WA496), Hagerstown Regional Airport, Hagerstown, Maryland. Report to Maryland Historical Trust, Crownsville, from AECOM, Burlington, New Jersey.

Agrawal, Mona Y., Yogesh P. Agrawal, Prashant B. Shamkuwar
2014 Phytochemical and Biological Activities of *Chenopodium album*. *International Journal of PharmTech Research* 6(1):383–391.

Albert, Alphaeus
1976 *Record of American Uniform and Historical Buttons: Bicentennial Edition*. Albert, Hightstown, New Jersey.

Alojado Publishing
1996–2018 Zitaie mil "Pflege" (Quotes with "Care"). Gutzitiert. <https://www.gutzitiert.de/zitatebysearch.php?search=pflege>. Accessed 10 August 2018.

Alumni Association, Franklin and Marshall Collection
1897 *Franklin and Marshall College Obituary Record.* Vol. 1, No. 1. Friedenwald, Baltimore, Maryland

Anderson, Fred
2000 *Crucible of War: The Seven Years' War and the Fate of Empire in British North America, 1754–1766.* Vintage Books, New York, New York.

Andrefsky, William Jr.
2005 *Lithics: Macroscopic Approaches to Analysis*. Cambridge University Press, Cambridge, UK.

Antiques and the Arts Weekly
2003 The Pottery of the Shenandoah and Cumberland Valleys. Antiques and the Arts Weekly, Newtown, Connecticut. <https://www.antiquesandthearts.com/the-pottery-of-the-shenandoah-and-cumberland-valleys/>. Accessed 29 July 2003.

2008 Bell Family Pottery at the Washington County Museum of Fine Art. Antiques and the Arts Weekly, Newtown, Connecticut. <https://www.antiquesandthearts.com/bell-family-pottery-at-the-washington-county-museum-of-fine-art/>. Accessed 7 October 2018.

Appenzellar, Carol J.
2012 *Slavery in Washington County, Maryland, Mid-19th Century*. Washington County Free Library, Washington County, Maryland. <https://www.washcolibrary.org/assets/documents/NewsIndex_Slavery1845-1854.pdf>. Accessed 13 March 2018.

Azizi, Sharla, Diane Dallal, Mallory A. Gordon, Meta F. Janowitz, Nadia N.S. Maczaj, and Marie-Lorraine Pipes
1996 *Analytical Coding System for Historic Period Artifacts.* The Cultural Resource Group, Louis Berger and Associates, East Orange, New Jersey

Baltimore Sun [Baltimore, Maryland]
1847 The Slave Riot at Carlisle, Pa. 7 June.

1847 Death of Mr. Kennedy. 29 June.

1859 Alleged Runaway Arrested. 31 March.

1875 Washington County Agricultural Fair. 18 September:4:3.

1903 Maryland Obituary: Rev. Jacob Claire. 20 May 20:10:3.

Barber, Edwin Atlee
1903 *Tulip Ware of the Pennsylvania-German Potters: An Historical Sketch of the Art of Slip-Decoration in the United States.* Pennsylvania Museum and School of Industrial Art, Philadelphia, Pennsylvania.

Barbour, Philip L.
1986 *The Complete Works of Captain John Smith (1580-1631) in Three Volumes*. The University of North Carolina Press, Chapel Hill.

Barse, William P., Alaina Marie Eichinger, Martin B. Abbot, and E. Madeleine Scheerer
2001 Phase I Terrestrial Archeological Survey and Historic Architectural Resource Survey for Runway 9-27 Extension and Relocation, US Route II. Report for Hagerstown Regional Airport Comprehensive Environmental Assessment, Washington County, Maryland, from URS Corporation, Florence, New Jersey.

Bartovics, Albert F.
1982 *The Archaeology of Daniels Village: An Experiment in Settlement Archaeology*. Catholic University of America, University of America, Ann Arbor, Michigan.

Bedford County [Pennsylvania]
1806 Sale of Real Estate of Jacob Brumbaugh, Probate Records, 1683–1994, Transcript of Orphan Court Records, 1772–1814, Volume 1, Microfilm FHL, Roll 385, Frame 037.

var. Warrant Register. Pennsylvania Historical Museum Commission, Harrisburg, Pennsylvania. <http://www.phmc.state.pa.us/bah/dam/rg/di/r17-88WarrantRegisters/BedfordPages/r17-88BedfordPageInterface.htm>. Accessed January 5, 2018.

Bell, Herbert C.
1898 *History of Leitersburg District, Washington County, Maryland.* Published by the author, Leitersburg, Maryland.

Binford, Lewis R.
1980 Willow Smoke and Dogs' Tails: Hunter-Gatherer Settlement Systems and Archaeological Site Formation. *American Antiquity* 45(1):4–20.

Bockmiller, Stephen R.
2014 *Follow the Money: The 1864 Confederate Ransom of Hagerstown, Maryland.* Mercersburg Press, Mercersburg, Pennsylvania.

Breen, T. H.
1985 *Tobacco Culture: The Mentality of the Great Tidewater Planters on the Eve of Revolution*. Princeton University Press, Princeton, New Jersey.

Bressler, James P., Ricki Maietta, and Karen Rockey
1983 *Canfield Island Through the Ages: 36LY37*. North Central Chapter No. 8, Society for Pennsylvania Archaeology and Lycoming County Historical Society, Williamsport.

Brown, Kent Masterson
2005 *Retreat from Gettysburg: Lee, Logistics, and the Pennsylvania Campaign.* University of North Carolina Press, Chapel Hill.

Browne, William Hand (editor)
1901 *Journal and Correspondence of the Council of Maryland, April 1, 1778 – October 26, 1779.* Archives of Maryland Series Volume 21. Maryland Historical Society, Baltimore.

Brumbaugh Family File
var. Collection of Family Documents and Photographs Donated by Alice Martin Brumbaugh, John Clinton Frye Western Maryland Room. Washington County Free Library, Hagerstown, Maryland.

Brumbaugh, Gaius Marcus
1913 *Genealogy of the Brumbach Families*. Frederick H. Hitchcock, New York, New York.

1915 *Maryland Records: Colonial, Revolutionary, County, and Church from Original Sources. Volume I.* "Census of 1776, Frederick County, Maryland." Williams & Wilkins Company, Baltimore, Maryland.

1928 *Maryland Records: Colonial, Revolutionary, County, and Church from Original Sources. Volume II.* Washington County Marriage Records, 522–534; Digest of Kilty's Laws Showing Maryland Revolutionary War Pensions, Maryland Revolutionary War Pensions in Report of Secy. Of War, 1835 and Some Original Commissions, 314–411. Lancaster Press, Lancaster, Pennsylvania.

Brumbaugh, Gaius Marcus, and Margaret Roberts Hodges
1924 Patriots' Oaths of Fidelity and Support, 1778, Washington County, Maryland, Patriot's Oath, March Court, 1778. *Revolutionary Records of Maryland, Part 1.* Rufus H. Darby, Washington, DC.

Brumbaugh, Thomas
2013 The Confederate March through Greencastle. *A Journal of Franklin County History* 25:5–12.

Burke, R. T. Avon, and Herbert F. McCall
1919 *Soil Survey of Washington County, Maryland*. Government Printing Office, Washington, DC.

Byrne, Roger, and John H. McAndrews
1975 Pre-Colombian Purslane (*Portulaca oleraceae.* L.) in the New World. *Nature* 253:726–727.

Caldwell, Joseph
1958 Trend and Tradition in the Prehistory of the Eastern United States. *American Anthropological Association, Memoir No. 88.*

Cappers, R.T.J, and R.M. Bekker
2013 *A Manual for the Identification of Plant Seeds and Fruits*. Barkhuis & University of Groningen Library, Groningen, Netherlands.

Carbone, Victor
1974 *Environment and Prehistory in the Shenandoah Valley.* Doctoral Dissertation, Department of Anthropology, Catholic University of America, Washington, DC.

Carlisle Weekly Herald [Carlisle, Pennsylvania]
1847 The Slave Riot. 16 June 16.

Carr, Kurt W.
2015 The Evolution of Cultural Adaptations during the Transitional Period in the Delaware and Susquehanna River Valleys in Pennsylvania. In *The Nature of Pace and Change in American Indian Cultures: Pennsylvania, 4000 to 3000 BP*, edited by R. Michael Stewart, Kurt W. Carr, and Paul A. Raber, pp. 53–84. Pennsylvania State University Press, University Park, Pennsylvania.

Census Office, Department of the Interior
1883 *Report of the Productions of Agriculture as Returned at the Tenth Census*. Government Printing Office, Washington, DC.

Chapman, Jefferson
1975 *The Rose Island Site and the Bifurcate Point Tradition.* Department of Anthropology, Report of Investigations 14. University of Tennessee, Knoxville.

Clark, Murtie June
1999 *Colonial Soldiers of the South, 1732–1774.* Genealogical Publishing Co, Baltimore, Maryland.

Crocker Farm
2016 Extremely Rare I. Bell (John Bell) Tin-Glazed Redware Jar, Winchester, VA or Hagerstown, MD, c1825. Crocker Farm, Sparks, Maryland. <http://www.crockerfarm.com/stoneware-auction/2016-03-19/lot-368/Extremely-Rare-I-BELL-John-Bell-Tin-Glazed-Redware-Jar-Winchester-VA-or-Hagerstown-MD-c1825/>. Accessed 10 August 2018.

Cubbison, Douglas R.
2015 *On Campaign Against Fort Duquesne: The Braddock and Forbes Expeditions, 1755–1758, Through the Experience of Quartermaster Sir John St. Clair.* McFarland & Company, Jefferson, North Carolina.

Cullina, William
2002 *Native Trees, Shrubs, & Vines: A Guide to Using, Growing, and Propagating North American Woody Plants*. Houghton Mifflin, Boston, Massachusetts.

Cummings, Linda, and Kathyrn Puseman
2003 Pollen, Phytolith, and Macrofloral Analysis at Backhoe Village (42SV662), Sevier County, Utah. *Paleo Research Labs Technical Report* 00-81/02-38.

Custer, Jay F.
1996 Prehistoric Cultures of Eastern Pennsylvania. *Anthropological Series 7*. Pennsylvania Historical and Museum Commission, Harrisburg.

2001 *Classification Guide for Arrowheads and Spearpoints of Eastern Pennsylvania and the Central Middle Atlantic*. Pennsylvania Historical and Museum Commission, Harrisburg.

The Daily Exchange [Baltimore, Maryland]
1859 Police Intelligence. 31 March.

The Daily Intelligencer [Wheeling, West Virginia]
1864 Advertisement for pianos. 2 December:2:7.

The Daily Mail [Hagerstown, Maryland]
1941 Condemnation for Drains Ordered. 21 March:4:2.

1943 Building Sewage Disposal Plant 1 December:1:3.

1948 Executors' Sale. 16 February 1948:15:4.

1950 Public Sale. 4 March:13:4-5.

1959 Sentiment for Switching from Saturday to Friday for City Market Seems to be Divided. 11, 17 November:2:4.

DeBow, J. D. B.
1853 *The Seventh Census of the United States: 1850*. Robert Armstrong, Washington, DC.

Dickinson College
1867 *Catalogue of Dickinson College, for the Academical Year MDCCCLXVI—LXVII* (1866–1867). Carlisle Herald Office, Carlisle, Pennsylvania.

Dickinson College Archives & Special Collection
[2018] Dickinson College Alumni, 1851–1875, Encyclopedia Dickinsonia. Dickinson College, Carlisle, Pennsylvania.<http://chronicles.dickinson.edu/encylclo/a/alumni/alumni4.html>. Accessed 23 February 2018.

Digital History
2016 Slave Resistance and Revolts. Digital History. <http://www.digitalhistory.uh.edu/disp_textbook.cfm?smtID=2&psid=3045>. Accessed 16 March 2018.

The Druggists' Circular and Chemical Gazette
1896 American Druggist's Circular and Chemical Gazette, v. 40. [Oil, Paint, and Drug Publishing Company, New York, New York].

Earle, A.
2007 *Home Life in Colonial* Days. Macmillan & Co., New York, New York.

Eaton Democrat [Eaton, Ohio]
1880 Obituary of Otho Brumbaugh. 16 December.

Edwards, Morgan
1770 *Materials Towards A History of the American Baptists, in XII Volumes.* Joseph Crukshank and Isaac Collins, Philadelphia, Pennsylvania.

Ernst, Kathleen A.
1993 Broken Hearts Can't Be Photographed: The Social, Political, and Economic Impact of the 1862 Maryland Campaign on the Residents of Washington County, Maryland. Master's thesis, Antioch University.

Favretti, Rudy J., and Gordon P. DeWolf
1971 Colonial Garden Plants. *Arnoldia* 31(4):172–249.

Find A Grave
1879 Margaret Permelia Brumbaugh Martin. Memorial ID # 44585936, State Line Union Cemetery, State Line, Franklin County, Pennsylvania. Find a Grave. <https://www.findagrave.com/memorial/44585936?search=true>. Accessed 12 November 2018.

2011 Luther Elwood Grove, Jr. (obituary). Memorial #73912028, Cedar Lawn Memorial Park, Hagerstown. Maryland. Transcription of obituary originally published in the *Patriot-News* [Greencastle, Pennsylvania], July 25, 2011. Find a Grave.

<https://www.findagrave.com/memorial/73912028/luther-elwood-grove>. Accessed 14 March 2018.

Fisher, R. S.
1852 *Gazetteer of the State of Maryland*. J. H. Colton, New York, New York.

Ford, Ben
2008 The Presentation of Self in Rural Life: The Use of Space at a Connected Farmstead. *Historical Archaeology* 42(4):59–75.

Foster, Gerald L.
2004 *American Houses: A Field Guide to the Architecture of the Home*. Houghton-Mifflin, Boston, Massachusetts.

Frederick County
var. Deed Books. Maryland State Archives. <https://mdlandrec.net/main/>. Accessed, 13 October 2018.

1753 Clalands Contrivance, 90 acres patented to Conrad Hagmayer, 9 July 1753, certificate no. 859, Maryland State Archives. <http://plato.mdarchives.state.md.us/pages/unit.aspx?cid=FR&qualifier=S&series=1197&unit=923&page=adv1&id=797191917>. Accessed 28 February 2018.

1755 Broombacks Lott, 50 acres patented to John Broomback, 21 April 1755, certificate no. 652. Maryland State Archives. <http://plato.mdarchives.state.md.us/pages/unit.aspx?cid=FR&qualifier=S&series=1197&unit=716&page=adv1&id=1963680708>. Accessed 28 February 2018.

1763 Resurvey on Clalands Contrivance, 505 acres patented to Jacob Broomback, 18 April 1763, certificate no. 3372. Maryland State Archives. <http://plato.mdarchives.state.md.us/pages/unit.aspx?cid=FR&qualifier=S&series=1197&unit=3790&page=adv1&id=797191917>. Accessed 28 February 2018.

1763 Timber Bottom, 260 acres patented to Jacob Broomback, 14 September 1763, certificate no. 4791. Maryland State Archives. <http://plato.mdarchives.state.md.us/pages/unit.aspx?cid=FR&qualifier=S&series=1197&unit=5214&page=adv1&id=1438076745>. Accessed 28 February 2018.

1765 Chance, 23 acres patented to Jacob Broombagh, 11 May 1765, certificate no. 793. Maryland State Archives. <http://plato.mdarchives.state.md.us/pages/unit.aspx?cid=FR&qualifier=S&series=1197&unit=857&page=adv1&id=1438076745>. Accessed 28 February 2018.

Fry, Joshua, and Peter Jefferson
1755 *A Map of the Most Inhabited Part of Virginia Containing the Whole Province of Maryland: With Part of Pennsylvania, New Jersey, and North Carolina.* Thomas Jefferys, London. Library of Congress, Map Collection. <https://www.loc.gov/item/74693089/>. Accessed 12 November 2018.

Gardner, William M.
1982 Early and Middle Woodland in the Middle Atlantic: An Overview. In *Practicing Environmental Archaeology: Methods and Interpretations,* edited by Roger W. Moeller. Occasional Paper Number 3. American Indian Archaeological Institute, Washington, Connecticut.

Gardner, William M., and Dennis C. Curry
1977 *Final Report on an Intensive Archeological Survey of Maryland Route 210 from Old Fort Road to the Charles County Line, Prince Georges County, Maryland.* Report to Maryland State Highway Administration, Maryland, from Thunderbird Research Corporation.

Gardner, William M., and Charles McNett
1971 Early Pottery in the Potomac. *Proceedings of the 2nd Middle Atlantic Archeology Conference.* Washington, DC.

Genovese, Eugene D.
1976 *Roll, Jordan, Roll: The World the Slaves Made*. Vintage Books, New York, New York.

Glasse, Hannah
[1796] 1994 *The Art of Cookery Made Plain and Easy*. Revised Edition of 1796. United States Historical Research Service, Schenectady, New York.

Glassie, Henry
1969 A Central Chimney Continental Log House. *Pennsylvania Folklife* 18(2):33–39.

Greene, Jack P.
1988 *Pursuits of Happiness: The Social Development of Early Modern British Colonies and the Formation of American Culture*. University of North Carolina Press, Chapel Hill.

Griffenhagen, George B., and Mary Bogard
1999 *History of drug containers and their labels*. Madison, WI: American Institute of the History of Pharmacy.

Groover, Mark D.
2005 The Gibbs Farmstead: Household Archaeology in an Internal Periphery*. International Journal of Historical Archaeology*, 9(4):229-289

The Hagerstown Herald & Hagerstown Weekly Advertiser [Hagerstown, Maryland]
1803 Pottery. 6 July:4.

1804 Pottery. 13 June:3.

1806 Earthen Ware Manufactory. 3 January:1.

1808 Pottery. 26 August:3.

1812 Pottery to Rent. 22 January:3.

1814 For Sale. 7 December.

1815 Journeyman Potters Wanted. 14 June: 4.

1820 Marriage announcement of Elizabeth Brumbaugh and Peter Miller. 25 April:3:2

1821a Weaving. 23 January:3:5

1821b Sherriff's Sales. 6 November:3

1823 Samuel Miller & Co. 29 April:4.

1824 Potting Business. 9 March:3.

The Hagerstown Mail [Hagerstown, Maryland]
1832 Died: Miss Elvina Brumbaugh. 29 June:3:1.

1832 Jackson's Committee Men Attend: Hagers-Town. 14 December:5:1.

1835 Appointments by the Commissioners of Washington County: Judges of Election, District No. 3. 8 May:3:2.

1838 Died: Upton Brumbaugh. 28 September:3:2.

1838 Examiner's Notice, [laying out a road]. 10 October:3:1.

1839 Appointments by the Governor For Washington County: Justices of the Peace. 8 March:2:2.

1839 County Appointments: Managers of the School Fund, District No. 9. 10 May:2:2.

Hamilton, W. R.
1911 Through a Foothills Eden with a Camera. *The Sun* 7 May:8. Baltimore, MD.

Hanson, Alexander Contee (editor)
1787 *Laws of Maryland: Made since MDCCLXIII (1763) Consisting of Acts of Assembly under the Proprietary Government, Resolves of Convention, the Declaration of Rights, the Constitution and Form of Government, the Articles of Confederation and Acts of Assembly since the Revolution.* Frederick Green, Annapolis, Maryland. Archives of Maryland Volume 203. Annapolis, Maryland.

Harrington, James F.
1972 Seed Storage and Longevity. In *Seed Biology,* Vol. III, edited by T. T. Kozlowski, pp. 145–240. Academic Press, New York, New York.

Harris, Jennifer
2001 Examining African American Settlement Patterns: Hagerstown, Maryland. Manuscript, University of Virginia School of Architecture, Charlottesville.

Hartwig, D. Scott
2012 *To Antietam Creek: The Maryland Campaign of September 1862.* Johns Hopkins University Press, Baltimore, Maryland.

Henry, J. Maurice
1936 *History of the Church of the Brethren in Maryland.* Brethren Publishing House, Elgin, Illinois.

Henry, Matthew
1706 *An Exposition on the Old and New Testament.* Stratford, London, UK.

The Herald and Torch Light [Hagerstown, Maryland]
1873 Public Sale of Valuable Personal Property. 12 February:3:8.

1873 Public Sale of Valuable Personal Property. 26 February:1.

1873 Judges: Assistant Marshals. 27 August:3:5.

1873 Public School Teachers: Election District No. 17. 3 September:2:6.

1875 Morgagee's Sale. 23 June:3:5.

1877 Good Advice. 16 May:1.

1877 Astonishing Success. 7 November:2.

1878 Fine Heads of Wheat. 19 June:2:5.

1883 Property Sales. 15 November:3:3.

1883 S.F. Croft, Apothecary. 6 September:3.

The Herald Mail [Hagerstown, Maryland]
1953 Aircraft Industry Here Had Beginnings Three Decades Ago. 14 September: F1-2.

The Herald of Freedom and Torch Light [Hagerstown, Maryland]
1857 Want ad placed by Andrew Brumbaugh. 12 Augus:3:1.

1874 Ad placed by M.L. Byers. 11 February:3.

Hildeburn, Charles R.
1885 Sir John St. Clair, Baronet, Quarter-Master General in America, 1755-1767. *The Pennsylvania Magazine of History and Biography* 9(1):1–14.

Historic American Buildings Survey (HABS)
c.1934 Perspective sketch of Fort Frederick, Hagerstown, Washington County, Maryland. Call Number: HABS MD, 22-HAGTO.V,1-1. Library of Congress Prints and Photographs Division Washington, D.C. <https://www.loc.gov/pictures/item/md0835.photos.084992p/>. Accessed 4 January 2018.

Hitchcock, A. S.
1935 *Manual of the Grasses of the United States*. United States Government Printing Office, Washington, DC.

Houston, Alan
2009 Benjamin Franklin and the “Wagon Affair” of 1755. *The William and Mary Quarterly* 66(2):235–286.

Hubka, Thomas C.
2004 *Big House, Little House, Back House, Barn: The Connected Farm Buildings of New England*. Hanover [N.H.]: University Press of New England.

Hume, Ivor Noel
1969 *A Guide to the Artifacts of Colonial America.* University of Pennsylvania, Philadelphia, Pennsylvania.

Hummer, Chris
1991 Biface and Ceramic Assemblage Variability in the Early Woodland: Continuity and Change at the Williamson Site, Hunterdon County, New Jersey. Doctoral dissertation, Department of Anthropology, Temple University, Philadelphia. University Microfilms, Ann Arbor, Michigan.

Hunter, F. W.
1913 Baron Stiegel and American Glass. *The Metropolitan Museum of Art Bulletin* 8(12):258–261.

Hutchens, Alma R.
1991 *Indian Herbalogy of North America*. Shambhala Books, Boston, Massachusetts.

Jester, A.
2008 *Domestic Life in Virginia in the Seventeenth Century*. 350th Anniversary Celebration Corporation, Williamsburg, Virginia.

Johnson, Jay K.
1979 Archaic Biface Manufacture: A Chronicle of the Misbegotten. *Lithic Technology* 8:25–35.

The Journey through Hallowed Ground
2018 *Hagerstown Historic District*. Journey Through Hallowed Ground Partnership, Waterford, Virginia. <https://www.hallowedground.org/African-American-Heritage/Hagerstown-Historic-District>. Accessed 19 March 2018.

Keeler, Harriet L.
1900 *Our Native Trees and How to Identify Them*. Charles Scriber's Sons, New York, New York.

Kennedy, Joseph C. G.
1864 *Agriculture of the United States in 1860*. Government Printing Office, Washington, DC.

Kinsey, W. Fred, III (editor)
1972 Archaeology in the Upper Delaware Valley. In *Anthropological Series No. 2,* editor Fred. W. Kinsey. Pennsylvania Historical and Museum Commission, Harrisburg.

Kjaergaard, Thorkild
2003 A Plant that Changed the World: The Rise and Fall of Clover, 1000–2000. *Landscape Research* 28(1):41–49.

Klein, Gil
2016 Tiny Enormities: Pollen and Seeds Reveal Clues to Life in an 18th-Century Town. Colonial Williamsburg, Williamsburg, VA. <http://www.history.org/Foundation/magazine/Spring16/tiny.cfm>. Accessed 14 March 2018.

Kokanova-Nedialkova, Zlatina, Paraskev T. Nedialkov, and Stefan D. Nikolov
2010 The Genus *chenopodium*: Phytochemistry, ethnopharmacology, and Pharmacology. *Pharmacognosy Review* 3(6):280–306.

Lake, Griffing & Stevenson
1877 An illustrated atlas of Washington County, Maryland. Philadelphia: Lake, Griffing & Stevenson. John Hopkins University, Sheridan Libraries. <https://jscholarship.library.jhu.edu/bitstream/handle/1774.2/32766/p.18-19%20Hagerstown%20%26%20Ringgold.jpg?sequence=15&isAllowed=y>. Accessed 19 March 2018.

Lay, K. Edward
1982 European Antecedents of Seventeenth and Eighteenth Century Germanic and Scots-Irish Architecture in America. *Pennsylvania Folklife* 32(1):2–43.

Library of Congress
2018a 6. Historic American Buildings Survey John O. Brostrup, Photographer September 4, 1936, 10:50 A. M. VIEW OF SLAVE QUARTERS FROM SOUTHWEST (front.) - Rock Hall & Slave Quarters, Dickerson, Montgomery County, MD. Library of Congress Prints and Photographs Division Washington, D.C. <http://www.loc.gov/pictures/item/md0211.photos.081897p/>. Accessed 19 March 2018.

2018b 1. Old log slave cabin – 'D' on diagram - Sotterly, Slave Quarters, State Route 245 & Vista Road Vicinity, Hollywood, St. Mary's County, MD. Library of Congress Prints and Photographs Division Washington, D.C. <http://www.loc.gov/pictures/item/md0814.photos.083924p/>. Accessed 19 March 2018.

2018c General view - Piper Farm, Slave Quarters, Sharpsburg, Washington County, MD. Library of Congress Prints and Photographs Division Washington, D.C. <http://www.loc.gov/pictures/item/md1842.photos.361297p/>. Accessed 19 March 2018.

2018d Blandair, Slave Quarters, 6651 Highway 175, Columbia, Howard County, MD. Library of Congress Prints and Photographs Division Washington, D.C. <http://www.loc.gov/pictures/collection/hh/item/md1620/>. Accessed 20 March 2018.

Lindsey, Bill
2018 Medicinal/Chemical/Druggists Bottles. Society of Historical Archaeology. <https://sha.org/bottle/medicinal.htm#Round%20Druggists>. Accessed 28 November 2018.

Longfellow, Rickie
2017 The National Road. U.S. Department of Transportation, Federal Highway Administration, Office of Infrastructure. <https://www.fhwa.dot.gov/infrastructure/back0103.cfm>. Accessed 12 March 2018.

Lundegard, Marjorie
2000 *Mills and Mill Sites of Western Maryland*. Friends of Colvin Run Mill, Great Falls, VA. <https://spoommidatlantic.org/uploads/editor/files/Milling_History/WashCounty%20MD%20Book3.pdf>. Accessed 12 November 2018.

Mack, Richard N.
2003 Plant Naturalizations and Invasions in the Eastern United States: 1634–1860. *Annual of the Missouri Botanical Garden* 90:77–90.

Madison, James
1801 *Return of the Whole Number of Persons within the Several Districts of the United States.* U. S. Department of State.

Magee, Dennis W., and Harry E. Ahles
1999 *Flora of the Northeast: A Manual of the Vascular Flora of New England and Adjacent New York*. University of Massachusetts Press, Amherst.

Manger, George, and Connie Manger
2003 *Pottery from the Shenandoah and Cumberland Valleys.* George Manger and Connie Manger.

Marston, Christopher H.
2007 Kreider-Reisner Aircraft Company Shed. Historic American Engineering Record, HAER No. MD-137-A. Historic American Engineering Record, National Park Services, U.S. Department of the Interior, Washington, D.C. <https://cdn.loc.gov/master/pnp/habshaer/md/md1600/md1684/data/md1684data.pdf>. Accessed 14 March 2018.

Martin, Alexander C., and William D. Barkley
1961 *Seed Identification Manual*. Blackburn Press, Caldwell, New Jersey.

Maryland Compiled Marriages
1846 Marriage of Andrew Brumbaugh to Susan A. Lynch, September 1, 1846, Washington County. Maryland Compiled Marriages, 1655–1850. Database online, <https://www.ancestry.com>. Accessed 12 October 2018.

Maryland General Assembly
1783 Assessment Record (Supply Tax), Washington County, Salisbury & Conocheague Hundreds District and Elizabeth Hundred District. Maryland Sons of the American Revolution. <https://www.mdssar.org/sites/default/files/archives/1783taxlists/Washington_Co_MD1783OPT.pdf>. Accessed 20 October 2017.

1816 *Laws Made and Passed by the General Assembly of the State of Maryland.* Jehu Chandler Annapolis, Maryland. Archives of Maryland Series, Volume 634. Maryland State Archives, Archives of Maryland Online. <http://msa.maryland.gov/megafile/msa/speccol/sc2900/sc2908/000001/000634/html/index.html>. Accessed 4 January 2018.

The Maryland Herald & Elizabethtown Advertiser [Hagerstown, Maryland]
1799 *To Be Sold At Public Vendue*. 16 May:3:4.

Maryland Historical Trust (MHT)
2005 *Technical Update No. 1 of the Standards and Guidelines for Archeological Investigations in Maryland: Collections and Conservation Standards.* Maryland Historical Trust, Crownsville, MD.

Maryland State Archives
2001 William T. Hamilton (1820-1888) MSA SC 3520-1469. Maryland State Archives, Biographical Series, Annapolis, MD. <http://msa.maryland.gov/megafile/msa/speccol/sc3500/sc3520/001400/001469/html/1469extbio.html>. Accessed 3 April 2018.

2007 *A Guide to the History of Slavery in Maryland*. Maryland State Archives, Annapolis, MD. <http://msa.maryland.gov/msa/intromsa/pdf/slavery_pamphlet.pdf>. Accessed 19 March 2018.

2010 Woodcuts of Antebellum Life. Maryland State Archives, Annapolis, MD. <http://slavery.msa.maryland.gov/html/antebellum/wc12.html>. Accessed 21 March 2018.

2018a *Legacy of Slavery in Maryland: Maryland Census Data 1790-1880*. Maryland State Archives, Legacy of Slavery in Maryland, Annapolis, MD. <http://slavery.msa.maryland.gov/html/research/census.html>. Accessed16 March 2018.

2018b *Legacy of Slavery in Maryland: History of Runaways*. Maryland State Archives, Legacy of Slavery in Maryland, Annapolis, MD. <http://slavery.msa.maryland.gov/html/research/histlaw.html>. Accessed 19 March 2018.

Maryland State Hall of Records Commission
1967 *Calendar of Maryland State Papers, No. 1 – The Black Books.* Genealogical Publishing Company, Baltimore, Maryland.

Maryland State Papers
1780 Return of the Deferent Species of Grain Purchased by Henry Schnebely in Washington County, By Order of a Late Act of Assembly, April 16, 1780. Red Book No. 23- No.73, MSA S989-3628.

Matthews, Earle D.
1962 *Soil Survey of Washington County, Maryland*. Government Printing Office, Washington, DC.

Maxcy, Virgil
1811 *The Laws of Maryland* (*Vol. 1).* Philip H. Nicklin & Co., Baltimore, Maryland.

Mennonite Vital Records
2015 Lancaster, Pennsylvania, Mennonite Vital Records, 1750–2014. Database online, <https://www.ancestry.com>. Accessed 12 October 2018.

Miller, George L., with contributions by Patricia Sanford, Ellen Shlasko, and Andrew Madsen
2000 Telling Time for Archaeologists. *Northeast Historical Archaeology* 29:1–22.

Mitch, Larry W.
1988 Crabgrass. *Weed Technology* 2:114–115.

Montgomery, F. H.
1977 *Seeds and Fruits of Plants of Eastern Canada and Northeastern United States*. University of Toronto Press, Buffalo, New York.

Morgan, Edmund S.
2003 *American Slavery, American Freedom*. W. W. Norton & Company, New York, New York.

The Morning Herald [Hagerstown, Maryland]
1914 Public Sale, March 6th, 1914. 2 February:4:3.

1919 Important Live Stock Survey in this County. 14 July:7:1-2.

1919 S. Milford Kendle: Candidate for County Commissioner. 1 November:11:2-3.

1924 Good Things to Eat: Apples. 20 October:9:3.

1948 Deaths: Samuel M. Kendle. 24 January:16:2.

1949 Students of Kee-Mar College Are Pictured In Wagonette. 18 March 18:15:1-3.

1957 Pottery Made in County Shown at Mansion House. 10 August:9.

Morton, Julia F.
1987 *Fruits of Warm Climates*. Creative Resource Systems, Inc., Winterville, North Carolina.

Museum of Early Southern Decorative Arts
n.d. Crock [by Mary Adam]. Mesda: Museum of Early Southern Decorative Arts, Winston-Salem, NC. <http://mesda.org/item/collections/crock/2199/>. Accessed 13 April 2018.

Myers, Robert L.
2002 *Grain Amaranth, A Lost Crop of the Americas*. Jefferson Institute, Columbia, Missouri.

Napier, Ronald L.
2006 Peter Bell Jar. In *Ceramics in America 2006*, edited by Robert Hunter. The Chipstone Foundation, Milwaukee, Wisconsin. <http://www.chipstone.org/article.php/311/Ceramics-in-America-2006/Peter-Bell-Jar>. Accessed 4 August 2018.

Nash, Gary B.
1988 *Forging Freedom: The Formation of Philadelphia's Black Community, 1720–1840*. Harvard University Press, Cambridge, Massachusetts.

Nash, Gary B., and Jean R. Soderlund
1991 *Freedom by Degrees: Emancipation in Pennsylvania and its Aftermath*. Oxford University Press, Oxford, UK.

National Park Service
2018 Canal Construction – Chesapeake & Ohio Canal National Historical Park. National Park Service. <https://www.nps.gov/choh/learn/historyculture/canalconstruction.htm>. Accessed March 12, 2018.

The New York Daily Herald
1868 Tobacco. 5 May:10.

O'Brien, G.K., and M.L. Price
1983 Biology of Amaranths. <https://www.researchgate.net/publication/320639182_Biology_of_Amaranths>. Accessed 22 March 2018.

Parry, William J., and Robert L. Kelly
1987 Expedient Core Technology and Sedentism. In *The Organization of Core Technology*, edited by Jay K. Johnson and C. A. Morrow, pp. 285–304. Westview Press, Boulder, Colorado.

Peres, Tanya M.
2008 Foodways, Economic Status, and the Antebellum Upland South in Central Kentucky. *Historical Archaeology* 42(4):88–104.

Periam, Jonathan
1884 *The Home & Farm Manual*. Crown Publishers, New York, New York.

Peterson, Sarah E.
2009 *Retrieval of Materials with Water Separation Machines.* INSTAP Archaeological Excavation Manual 1. INSTAP Academic Press, Philadelphia, Pennsylvania.

Phifer, Page, Edie Wallace, and Paula S. Reed
2008 South Mountain Battlefield[s] – September 14, 1862. National Register of Historic Places Multiple Property Documentation Form. Marlyand Historical Trust, Crownsville, MD. <https://mht.maryland.gov/secure/medusa/PDF/NR_PDFs/NR-MPS-14.pdf>. Accessed 4 May 2017.

Pleasants, J. Hall (editor)
1933 *Proceedings and Acts of the General Assembly of Maryland, 1752–1754*. Archives of Maryland Series, Volume 50. Maryland Historical Society, Baltimore. Maryland State Archives, Archives of Maryland Online, Annapolis, MD. <http://aomol.msa.maryland.gov/000001/000050/html/index.html>. Accessed 3 January 2018.

1935 *Proceedings and Acts of the General Assembly of Maryland, 1755–1756*. Archives of Maryland Series, Volume 52. Maryland Historical Society, Baltimore. Maryland State Archives, Archives of Maryland Online. <http://aomol.msa.maryland.gov/000001/000052/html/index.html>. Accessed 3 January 2018.

Powers, L. G.
1902 *Agriculture, Maryland*. Census Bulletin No. 151 (March 20, 1920). Twelfth Census of the United States. Washington, DC.

Pruitt, Beth
2013 Phase II Archaeological Testing of the Hothouse Structure (18TA314), Talbot County, Maryland. Report prepared for the Tilghman Family.

Rash, George
1962 First Rail Line Entered City in 1841. *Herald-Mail* (Hagerstown, Maryland), August 27, 1962.

Rice, A. H., and John Baer Stoudt
1929 *The Shenandoah Pottery.* Shenandoah Publishing House, Strasburg, Virginia.

Rines, George Edwin (editor)
1918 *The Encyclopedia Americana*. Vol. 3. Encyclopedia Americana Corporation, New York, New York.

Ritchie, William A
1971 *A Typology and Nomenclature for New York Projectile Points*. New York State Museum and Science Service Bulletin 384. Albany, New York.

Rulau, Russell, and George J. Fuld
1985 *Medallic Portraits of Washington*. Krause Publications, Iola, Wisconsin.

Scharf, J. Thomas
1882 *History of Western Maryland*. 2 vols. Louis H. Everts, Philadelphia.

Schmidt, Richard J.
2017 Adoxaceae. Botanical Dermatology Database. <http://www.botanical-dermatology-database.info/BotDermFolder/ADOX.html>. Accessed 15 March 2018.

Schultz, Edward T.
1884 *History of Freemasonry in Maryland, of All the Rites Introduced into Maryland, from the Earliest Times to the Present*. J.H. Medairy & Co, Baltimore.

1896 *First Settlements of Germans in Maryland.* A paper read before the Frederick County Historical Society, January 17, 1896, and before The Society for the History of the Germans in Maryland, March 17, 1896. David H. Smith, Frederick, Maryland.

Scott, Otho, and Hiram McCullough
1860 *The Maryland Code, Public General Laws (Vol. 1.).* John Murphy & Co., Baltimore, Maryland.

Seifert, Betty L.
2005 Technical Update No. 1 of the Standards and Guidelines for Archeological Investigations In Maryland Collections and Conservation Standards. Office of Archaeology & Office of Preservation Services, Maryland Historical Trust, Crownsville, Maryland.

Shaffer, Gary D., and Elizabeth J. Cole
1994 *Standards and Guidelines for Archeological Investigations in Maryland.* Maryland Historical Trust Technical Report Number 2. Office of Archaeology & Office of Preservation Services, Maryland Historical Trust, Crownsville, Maryland.

shenandoahpottery.com
2018 Historic Shenandoah Pottery. Shenandoahpottery.com. <http://www.shenandoahpottery.com/shenandoah_pottery.html>. Accessed 12 April 2018.

Short, Kenneth M.
1994 Thorndale. Maryland Historical Trust State Historic Sites Inventory Form, Survey No. CARR-47. Maryland Historical Trust, Crownsville, Maryland. <https://mht.maryland.gov/secure/medusa/PDF/Carroll/CARR-47.pdf>. Accessed 23 February 2018.

Shott, Michael J.
1994 Size and Form in the Analysis of Flake Debris: Review and Recent Approaches. *Journal of Archaeological Method and Theory* 1(1):69–110.

Sickels-Taves, Lauren B. and Philip D. Allsopp
2005 Making a Mark in America: The architectural ingenuity of Germanic Settlers. *Material Culture*, Vol. 37, No. 1, p. 85-106.

Simmons, Amelia
1798 *American Cookery, or the Art of Dressing Viands, Fish, Poultry, and Vegetables, and the Best Modes of Making Pastes, Puffs, Pies, Tarts, Puddings, Custards and Preserves, and All Kinds of Cakes, from the Imperial Plumb to Plain Cake*. Printed for Simeon Butler, Hartford, Connecticut.

Slotten, Martha C.
2000 The McClintock Slave Riot of 1847. *Cumberland County History* 17(1):14–35.

Smith, Peter
1941 *History of Agriculture in the Northern United States 1620–1860*. Carnegie Institution of Washington, New York, New York.

Snell, Charles W.
1973 Fort Frederick State Park. National Register of Historic Places Inventory/Nomination Form. Maryland Historical Trust, Crownsville, Maryland. <https://mht.maryland.gov/secure/medusa/PDF/NR_PDFs/NR-211.pdf>. Accessed 21 February 2018.

South, Stanley
1977 *Method and Theory in Historical Archeology.* Academic Press, New York, New York.

Speare, E.
1963 *Life in Colonial America.* Random House, New York, New York.

Stephenson, Robert L., Alice Ferguson, and Henry Ferguson
1963 *The Accokeek Creek Site.* Anthropological Paper Number 20, Museum of Anthropology, University of Michigan, Ann Arbor.

Stevens, Michelle, and Guy Nesom
2003 Common Elderberry. United States Department of Agricultural, USDA-NRCS Plant Guide, Washington, D.C. <https://plants.usda.gov/plantguide/pdf/cs_sanic4.pdf>. Accessed 15 March 2018.

Stewart, R. Michael
1980 *Prehistoric Settlement and Subsistence Patterns and the Testing of Predictive Site Location Models in the Great Valley of Maryland*. Doctoral dissertation, Department of Anthropology, The Catholic University of America, Washington, DC. University Microfilms International, Ann Arbor, Michigan.

1987a *Gropp's Lake Site (28ME100G): Archaeological Data Recovery*. Report to the Federal Highway Administration and New Jersey Department of Transportation, Trenton.

1987b Rhyolite Quarry and Quarry-Related Sites in Maryland and Pennsylvania. *Archaeology of Eastern North America* 15:47–57.

Stoner, J. H.
2013 General Early's Invasion. Paper presented at the Kittochtinny Historical Society, November 24, 1931, and subsequently published by the Society in Volume XI (1928–1939) of the Society's Journal. Reprinted, *A Journal of Franklin County History* 25:13–32.

Strite, Anna Diller
1983 *The New Eden School, 1884–1937.* Privately printed. John Clinton Frye Western Maryland Room, Washington County Free Library, Hagerstown, Maryland.

Subcommittee on Revolutionary Taxes, Genealogy Committee, National Society Sons of the American Revolution
2013 Overview of Maryland Revolutionary War Era Taxes as Proof of Patriotic Service for the National Society Sons of the American Revolution. Maryland Sons of the American Revolution. <https://www.mdssar.org/sites/default/files/archives/1783taxlists/Rev_Tax_Overview.pdf>. Accessed 20 October 2017.

Taggart, Thomas
1859 *A Map of Washington Co., Maryland*. L. McKee and C. G. Robertson, Hagerstown, Maryland.

Talbot, Richard K., Lane D. Richens, James D. Wilde, Joel C. Janetski, and Deborah E. Newman
2000 *Excavations at Five Finger Ridge, Clear Creek Canyon, Central Utah*. Museum of Peoples and Cultures Occasional Papers No. 5. Brigham Young University, Provo, Utah.

The Torch Light and Public Advertiser [Hagerstown, Maryland]
1803 Pottery. 6 July: 4.

1824 Public Sale. 6 April:4.

1825 Advertisement for Parker Blood's book store. 1 February:1:1.

1827a A Journeyman Potter Wanted. 17 May:2.

1827b For Sale. 16 August:3.

1827c Martin King, Manufacturer of Earthen-Ware. 26 April:3.

1827d Hagers-Town. 31 May:2.

1829a List of Letters. 2 July:4.

1829b House for Sale. 26 November:3.

Tomek, Beverly C.
2016 *Fugitives from Slavery*. Encyclopedia of Geater Philadelphia, Mid-Atlantic Regional Center for the Humanities, Department of History Rutgers, The State University of New Jersey, Camden, NJ. <http://philadelphiaencyclopedia.org/archive/fugitives-from-slavery/>. Accessed 16 March 2018.

Trimble, David B.
1955 Christopher Gist and Settlement on the Monongahela, 1752–1754. *The Virginia Magazine of History and Biography* 63(1):15–27.

Tubene, Stephan L., and R. David Myers
2008 *Ethnic and Specialty Vegetables Handbook, Second Edition*. University of Maryland Extension. <http://extension.umd.edu/sites/extension.umd.edu/files/_docs/EthnicVegHandbook2008.pdf>. Accessed 19 March 2018.

Tunis, E.
1957 *Colonial Living.* Thomas Y. Crowell Company, New York, New York.

Turner, Edward Raymond
1912 The First Abolition Society in the United States. *The Pennsylvania Magazine of History and Biography* 36(2):92–109.

Ugiansky, R. Jay, and Chris Miller
2008 Selection and Use of Native Warm-Season Grasses for the Mid-Atlantic Region. Maryland Plant Materials Technical Note No. 3. USDA-NRCS National Plant Materials Center, Beltsville, Maryland.

United States Bureau of the Census (USBC)
1790 Washington County, Maryland. Database online, <https://www.ancestry.com>. Accessed 12 October 2018

1800 Elizabeth Hundred, Washington, Maryland. Database online, <https://www.ancestry.com>. Accessed 12 October 2018

1810 Elizabeth Hundred, Washington, Maryland. Database online, <https://www.ancestry.com>. Accessed 12 October 2018

1820 Election District 3, Washington, Maryland. Database online, <https://www.ancestry.com>. Accessed 12 October 2018

1830 District 3, Washington, Maryland. Database online, <https://www.ancestry.com>. Accessed 12 October 2018

1840 Leitersburg District, Washington County, Maryland

1850a Schedule No. 1 – Free Inhabitants, District No. 1, Washington, Maryland. Database online, <https://www.ancestry.com>. Accessed 12 October 2018

1850b Schedule No.2—Slave Inhabitants, District No.1, Washington, Maryland. Database online, <https://www.ancestry.com>. Accessed 12 October 2018

1850c Schedule No. 4—Production of Agriculture, District No. 1, Washington, Maryland. “Agriculture, Washington - Worcester,” Maryland State Archives Series SM61, No.152. Available online, http://guide.mdsa.net/pages/series.aspx?ID=sm61.

1850d Schedule No. 1 – Free inhabitants, Hagerstown, Washington Maryland. Database online, <https://www.ancestry.com>. Accessed 12 October 2018

1850e Schedule No. 1 – Free Inhabitants in Wrightsville Borough, York, Pennsylvania. Database online, <https://www.ancestry.com>. Accessed 12 October 2018.

1860a Schedule No. 1—Free Inhabitants, Hagerstown District, Washington, Maryland. Database online, <https://www.ancestry.com>. Accessed 12 October 2018

1860b Schedule No. 2—Slave Inhabitants, Hagerstown District, Washington, Maryland. Database online, <https://www.ancestry.com>. Accessed 12 October 2018

1860c Schedule No. 4—Productions of Agriculture, Hagerstown District, Washington, Maryland "Agriculture, Montgomery – Worcester." Maryland State Archives, Series SM61, No. 222. <http://guide.mdsa.net/pages/series.aspx?ID=SM61>. Accessed 12 October 2018.

1860d Schedule No. 1—Free Inhabitants, Hagerstown, Washington, Maryland. Database online, <https://www.ancestry.com>. Accessed 12 October 2018

1870a Schedule No. 1—Inhabitants in Antietam District No. 17, Washington, Maryland. Database online, <https://www.ancestry.com>. Accessed 12 October 2018

1870b Schedule No. 3—Productions of Agriculture, Antietam District No. 17, Washington, Maryland. "Agriculture, Cecil – Worcester," Maryland State Archives Series SM61, No. 286. Available online, http://guide.mdsa.net/pages/series.aspx?ID=SM61

1870c Schedule No. 1—Inhabitants in Hagerstown, Washington, Maryland. Database online, <https://www.ancestry.com>. Accessed 12 October 2018

1880a Schedule No. 1—Inhabitants in Hagerstown (3rd) Election District, Enumeration District No. 147, Washington, Maryland. Database online, <https://www.ancestry.com>. Accessed 12 October 2018

1880b Schedule No. 2—Productions of Agriculture, Hagerstown (3rd) District, E.D. No. 147, Washington, Maryland "Agriculture, Somerset – Worcester." Maryland State Archives, Series SM61, No. 342. <http://guide.mdsa.net/pages/series.aspx?ID=SM61>. Accessed 12 October 2018.

1880c Schedule No. 1—Inhabitants in Village of State Line, Antrim township, Franklin, Pennsylvania. Database online, <https://www.ancestry.com>. Accessed 12 October 2018

1880d Schedule No. 1—Inhabitants in Hagerstown (3rd) Election District, Enumeration District No. 146, Washington, Maryland. Database online, <https://www.ancestry.com>. Accessed 12 October.

1880e Schedule No. 2—Productions of Agriculture in Antietam District No. 17, E.D. No. 162, Washington, Maryland "Agriculture, Somerset – Worcester." Maryland State Archives, Series SM61, No. 342. <http://guide.mdsa.net/pages/series.aspx?ID=SM61>. Accessed 12 October 2018.

1880f Schedule No. 1—Inhabitants in Antietam Election District No. 17, E.D. No. 162, Washington, Maryland. Database online, <https://www.ancestry.com>. Accessed 12 October 2018.

1900 Schedule No. 1—Population, Hagerstown Election District No. 21, Outside City Limits, Enumeration District No. 86, Washington, Maryland. Database online, <https://www.ancestry.com>. Accessed 12 October 2018.

1910a Thirteenth Census of the United States: 1910—Population, Election District No. 21, Hagerstown District, E.D. District No. 143, Washington, Maryland. Database online, <https://www.ancestry.com>. Accessed 12 October 2018.

1910b Thirteenth Census of the United States: 1910—Population, Election District No. 5, Antrim Twp., E.D. District No. 3, Franklin, Pennsylvania. Database online, <https://www.ancestry.com>. Accessed 12 October 2018.

1920 Fourteenth Census of the United States: 1920—Population, Election District No. 9, Leitersburg District, E.D. District No. 178, Washington, Maryland. Database online, <https://www.ancestry.com>. Accessed 12 October 2018.

.

1930 Fifteenth Census of the United States: 1930—Population Schedule, Election District No. 21, E.D. District No. 22-52, Washington, Maryland. Database online, <https://www.ancestry.com>. Accessed 12 October 2018.

URS Corporation

2005 Section 106 Alternatives Analysis for the Brumbaugh-Kendle-Grove Farmstead at the Hagerstown Regional Airport-Richard A. Henson Field, Hagerstown Maryland. Report to Maryland Historical Trust, Crownsville, from AECOM, Burlington, New Jersey.

USDA Agricultural Adjustment Administration East Central Division

1938 AHB-97-06. USDA Agricultural Adjustment Administration East Central Division. 04/26/1938. Penn State University, Penn Pilot. <http://data.cei.psu.edu/pennpilot/era1940/franklin_1938/franklin_1938_photos_jpg_200/franklin_042638_ahb_97_6.jpg>. Accessed 12 October 2018.

USDA Agricultural Stabilization and Conservation Service

1970 AHF-3LL-93. Keystone Aerial Surveys, Inc., Philadelphia, PA. 08/21/1970. Penn State University, Penn Pilot. <http://data.cei.psu.edu/pennpilot/era1970/franklin_1971/franklin_1971_photos_jpg_200/franklin_082170_ahf_3ll_93.jpg.>. Accessed 12 October 2018.

USDA Commodity Stabilization Service

1957 AHF-2R-132. Rampart Reproductions, Inc., Washington, DC. 05/01/1957. Penn State University, Penn Pilot. <http://data.cei.psu.edu/pennpilot/era1960/franklin_1957/franklin_1957_photos_jpg_200/franklin_050157_ahf_2r_132.jpg>. Accessed 12 October 2018.

USDA Plants Database

2018a *Amarantus* L. United States Department of Agricultural, USDA-NRCS Plant Guide, Washington, D.C. <https://plants.usda.gov/core/profile?symbol=AMARA>. Accessed 15 March 2018.

2018b *Portulaca* L. United States Department of Agricultural, USDA-NRCS Plant Guide, Washington, D.C. <https://plants.usda.gov/core/profile?symbol=PORTU>. Accessed 15 March 2018.

2018c Rosaceae. United States Department of Agricultural, USDA-NRCS Plant Guide, Washington, D.C. <https://plants.usda.gov/java/ClassificationServlet?source=display&classid=Rosaceae>. Accessed 15 March 2018.

2018d *Sambucus* L. United States Department of Agricultural, USDA-NRCS Plant Guide, Washington, D.C. <https://plants.usda.gov/core/profile?symbol=SAMBU>. Accessed 15 March 2018.

2018e Solanaceae. United States Department of Agricultural, USDA-NRCS Plant Guide, Washington, D.C. <https://plants.usda.gov/core/profile?symbol=solan>. Accessed 21 March 2018

U. S. Department of State

1841 *Compendium of the Enumeration of the Inhabitants and Statistics of the United States*. Thomas Allen, Washington, DC.

U.S., World War I Draft Registration Cards
1917 Registration Card of Luther Grove, DOB: May 13, 1892, date registered, January 5, 1917. World War I Draft Registration Cards, 1917-1918. Database online, <https://www.ancestry.com>. Accessed 12 October 2018.

Venovcevs, Anatolijs
2013 *Dress for Life and Death: The Archaeology of Common Nineteenth-Century Buttons.* Paper written and presented for the 23rd annual Forward Into the Past Conference April 6, 2013, Wilfrid Laurier University, Waterloo, Ontario.

Walker, Francis A.
1872a *The Statistics of the Wealth and Industry of the United States*. Government Printing Office, Washington, DC.

1872b *Compendium of the Ninth Census*. Government Printing Office, Washington, DC.

1883 Statistics of Agriculture, Tabular Statements. *Report on the Productions of Agriculture as Returned by the Tenth Census*. Government Printing Office, Washington, DC.

Wallace, Edie
2007 Reclaiming the Forgotten History and Cultural Landscapes of African-Americans in Rural Washington County, Maryland. *Material Culture* 39(1):9–32.

Ward, Matthew C.
2003 *Breaking the Backcountry: The Seven Years' War in Virginia and Pennsylvania, 1754–1765.* University of Pittsburgh Press, Pittsburgh, Pennsylvania.

Washington County
var. Deed Books. Maryland State Archives, Annapolis, MD. <https://mdlandrec.net/main/>. Accessed 12 October 2018.

var. Docket of claims. Family Search. <https://www.familysearch.org/search/image/index?owc=SNYC-YWG%3A146536101%3Fcc%3D1803986>. Accessed 12 October 2018.

var. Executor and Administrator Accounts. Family Search. <https://www.familysearch.org/search/image/index?owc=SNYC-YWG%3A146536101%3Fcc%3D1803986>. Accessed 12 October 2018.

var. Executor and Administrator Bonds. Family Search. <https://www.familysearch.org/search/image/index?owc=SNYC-YWG%3A146536101%3Fcc%3D1803986>. Accessed 12 October 2018.

var. Guardian Accounts. Family Search. <https://www.familysearch.org/search/image/index?owc=SNYC-YWG%3A146536101%3Fcc%3D1803986>. Accessed 12 October 2018.

var. Inventory Volumes. Family Search. <https://www.familysearch.org/search/image/index?owc=SNYC-YWG%3A146536101%3Fcc%3D1803986>. Accessed 12 October 2018.

var. List of Debts. Family Search. <https://www.familysearch.org/search/image/index?owc=SNYC-YWG%3A146536101%3Fcc%3D1803986>. Accessed 12 October 2018.

var. Minutes and proceedings. Family Search. <https://www.familysearch.org/search/image/index?owc=SNYC-YWG%3A146536101%3Fcc%3D1803986>. Accessed 12 October 2018.

var. Will Volumes. Family Search. <https://www.familysearch.org/search/image/index?owc=SNYC-YWG%3A146536101%3Fcc%3D1803986>. Accessed 12 October 2018.

1799 Administration of Jacob Brumbaugh, dated May 4, 1799. *Washington County Probate Records, 1777–1971, Estate Docket, 1777–1867.* FHL microfilm 104,614,342.

1799 Account of Sales of Jacob Brumbaugh, dated June 5 & 6, 1799. *Washington County Probate Records, 1777–1971, Account of Sales Volume A.* FHL microfilm 104,529,302.

1803–1804 Tax Assessment, Salisbury Hundred. Electronic document, http://whilbr.org/WashCoTaxes1803/index.aspx, accessed December 15, 2017.

1804 Settlement Proceedings of Andrew Rench's Estate, dated February 4, 1804 – April 11, 1805. *Washington County Probate Records, 1777–1971, Orphans Court Proceedings, [Volume] 1802–1805.* FHL microfilm 104,614,346.

1840 Valuation of Estate of John Spickler, dated October 24, 1840. *Washington County Probate Records, 1777–1971, Annual Valuations, 1832–1845.* FHL microfilm 104,568,464.

1848 Apprenticeship of Thomas Hanson to Andrew Brumbaugh, dated January 11, 1848. Washington County Probate Records, 1777–1971, Register of Wills, Indentures, 1845–1917. FHL microfilm 104,715,891.

1851 Application for Indenture of Robert Dorsey to Andrew Brumbaugh, dated February 25, 1851. *Washington County Probate Records, 1777–1971, Register of Wills, Indentures, 1845–1917*.

1854 1st Account of Andrew Brumbaugh, Executor of Henry Brumbaugh, dated June 2, 1854. Washington County Orphans' Court, Executor and Administrator Accounts, Volume 18, 1854–1856. FHL microfilm 5,475,497.

1859 Order to permit the public sale of Henry Baker, dated April 8, 1859. *Washington County Orphans' Court Minutes & Proceedings, 1806–1941*, Volume 1858, 8 January 1859 – 28 October 1861.

1859 Valuation of Estate of Andrew Brumbaugh, dated March 25, 1859. Washington County Probate Records, 1777–1971, Annual Valuations, 1854–1871. FHL film 104,568,466.

1859 Andrew Brumbaugh Deceased, dated March 7, 1859. Book of Inventories, Vol. T: 529–535.

1860a Petition to strike Henry Baker from the Appraisal of the Andrew Brumbaugh Estate, dated March 1, 1860. *Washington County Orphans' Court Minutes & Proceedings, 1806–1941*, Volume 1858, 8 January 1859 – 28 October 1861.

1860b First Account of the Estate of Andrew Brumbaugh, Deceased, dated March 3, 1860. *Washington County Orphans' Court Minutes & Proceedings, 1806–1941*, Volume 1858, 8 January 1859 – 28 October 1861.

1860c Indenture of Lewis E. Green to Mrs. Susan Brumbaugh, dated August 14, 1860. *Washington County Probate Records, 1777–1971, Register of Wills, Indentures, 1845–1917.* FHL microfilm 104,715, 891.

1865 *Marriage Index, 1861–1949*. William S. Martin to Margaret Brumbaugh, June 7, 1865. Washington County Free Library. <https://www.washcolibrary.org/?q=marriages>. Accessed 12 October 2018.

1883 Chancery Record No. 25, Equity Case No. 3421, Circuit Court in Equity, Mutual Insurance Co. of Washington County vs. Norman E. Schindel & Wife, Mortagors, filed October 6, 1883. Washington County Circuit Court Clerk's Office, Hagerstown, Maryland.

Washington County Board of County Commissioners
1896–1910 Hagerstown Assessment Record. MSA: C2107-20. Maryland State Archives, Annapolis.

1910–1917 Hagerstown Assessment Record. MSA: C2107-43. Maryland State Archives. Annapolis.

Watson, L., and M.J. Dallwitz
1992 The Families of Flowering Plants: Descriptions, Illustrations, Identification, and Information Retrieval. DELTA – DEscription Language for Taxonomy. <http://delta-intkey.com/angio/www/portulac.htm>. Accessed March 15, 2018.

Wertkin, Gerard C. (editor)
2004 *Encyclopedia of American Folk Art*. Routledge, New York, New York.

Westgate, J. M. and F. H. Hillman
1911 *Red Clover.* U.S. Department of Agriculture, Farmers' Bulletin 455. Government Printing Office, Washington, DC.

Williams, Thomas J. C.
1906 *A History of Washington County, Maryland*. Vol. 1. Higginson Book Co., Salem, Massachusetts.

1992 *The History of Washington County, Maryland: From the Earliest Settlements to the Present Time, Including a History of Hagerstown*. Vol. 2 Clearfield Co. & Family Line Pub., Baltimore, Maryland.

Williamson, Samuel H.
2018 Seven Ways to Compute the Relative Value of a U.S. Dollar Amount, 1774 to Present. Measuring worth.com. <https://www.measuringworth.com/calculators/uscompare/>. Accessed 12 November 2018.

Wood, William
[1634] 1977 New England's Prospect. Reprint, with introduction by A.T. Vaughn (editor). University of Massachusetts Press, Amherst.

Woodger, Terry A.
2011 *The Pictorial Guide to Seeds of the World: An Introduction into the Collection, Cleaning, and Storage of Seeds*. Universal-Publishers, Boca Raton, Florida.

Wynia, Richard L.
2011 Osage orange. USDA NRCS Plant Guide. United States Department of Agricultural, USDA-NRCS Plant Guide, Washington, D.C. <https://plants.usda.gov/factsheet/pdf/fs_mapo.pdf>. Accessed 15 March 2018.

Yadav, Neerja, Neeru Vasudeva, Sumitra Singh, and Surendra K. Sharma
2006 Medicinal Properties of Genus *Chenopodium* L. *Natural Product Radiance* 6(2):131–134.

Appendix A

AGENCY COORDINATION

U. S. Department
of Transportation

**Federal Aviation
Administration**

WASHINGTON AIRPORTS DISTRICT OFFICE
23723 Air Freight Lane, Suite 210
Dulles, Virginia 20166
Telephone: 703/661-1354
Fax: 703/661-1370

June 15, 2011

Mr. Terry L. Baker, President
Washington County Commissioners
c/o Phil Ridenour, Airport Manager
Hagerstown Regional Airport
18434 Showalter Road
Hagerstown, Maryland 21742-1381

Re: Executed Memorandum of Agreement – Hagerstown Regional Airport, Washington County, Maryland

Dear Mr. Baker:

Enclosed is one signed copy of the Memorandum of Agreement (MOA) for the proposed treatment of the Brumbaugh-Kendle-Grove Farmstead at Hagerstown Regional Airport. This document was signed by the Federal Aviation Administration, the President of the Board of County Commissioners of Washington County and the Maryland Historical Trust. In addition, the Maryland Aviation Administration signed the MOA as a concurring party. A copy of the executed document has been submitted to the other signatories, and the identified concurring parties.

We appreciated your support and look forward to continuing to work with you on this project. If you have any questions, please contact me at 703-661-1357.

Sincerely,

Terry J. Page, Manager
Washington Airports District Office

Enclosure: Executed Brumbaugh-Kendle-Grove Farmstead MOA

MEMORANDUM OF AGREEMENT
AMONG THE
FEDERAL AVIATION ADMINISTRATION,
THE MARYLAND STATE HISTORIC PRESERVATION OFFICER,
AND THE WASHINGTON COUNTY COMMISSIONERS
REGARDING
THE TREATMENT OF THE BRUMBAUGH-KENDLE-GROVE FARMSTED
AT HAGERSTOWN REGIONAL AIRPORT
WASHINGTON COUNTY, MARYLAND

WHEREAS, the Federal Aviation Administration (FAA) assisted the Washington County Commissioners (County) with purchasing 84.6 acres of the Brumbaugh-Kendle-Grove Farmstead (Farmstead) in April 1999 as part of preparation for the extension of Runway 27 at the Hagerstown Regional Airport (Airport), located in Washington County, Maryland; and

WHEREAS, the Farmstead includes a brick farmhouse, family cemetery, barn, approximately seven other outbuildings, and associated archeological resources located east of US Route 11 and situated outside the Airport's security fence; and

WHEREAS, the Farmstead was not inhabited at the time the County purchased the property, the farmhouse has remained uninhabited, and the County has leased the Farmstead property for continuing agricultural purposes since it acquired the parcel; and

WHEREAS, the FAA and the County considered alternatives for the disposition of the Farmstead and have not established any identified Airport use for the Farmstead; and

WHEREAS, the FAA proposes to resolve the disposition and treatment of the Farmstead (Undertaking) by following the deliberative process set forth in this Memorandum of Agreement (MOA); and

WHEREAS, the FAA established the Undertaking's area of potential effects (APE), as defined in 36 CFR Part 800.16(d), to include all the Farmstead complex as shown in **Attachment A**; and

WHEREAS, in 2001 the FAA completed a survey, entitled *Terrestrial Archeological Survey and Historic Architectural Resource Survey for Runway 9-27 Extension and Relocation of US Route 11* (Survey), which identified the Brumbaugh-Kendle-Grove Farmstead (Maryland Inventory of Historic Properties WA-I-480) and determined that the Farmstead is eligible for listing on the National Register of Historic Places (National Register) under Criteria A and C; and

WHEREAS, the Survey also identified an archeological component of the Farmstead (recorded as MIHP archeological site No. 18WA496); and

WHEREAS, the FAA determined that the Undertaking may have an adverse affect on the Farmstead, including its archeological component; and

WHEREAS, the FAA consulted with the Maryland State Historic Preservation Officer (MD SHPO) pursuant to 36 CFR Part 800, the regulations implementing Section 106 of the National Historic Preservation Act (16 U.S.C. § 470f); and

WHEREAS, the County participated in the consultation, the County has responsibilities for implementing stipulations under this MOA, and the FAA invited the County to be a signatory to this MOA pursuant to 36 CFR 800.6 (c)(2); and

WHEREAS, the FAA identified and consulted with the following parties (Parties) pursuant to 36 CFR 800.6(a)(2): the Washington County Planning Department, the Washington County Historic District Commission, the Washington County Historical Society, the Washington County Historical Trust, the Heart of the Civil War Heritage Area, Preservation Maryland; and

WHEREAS, the FAA invited the Parties to concur in the MOA and the following Parties agreed to sign as a Concurring Parties to the MOA: the Washington County Planning Department, Washington County Historic District Commission, Washington County Historical Society, Washington County Historical Trust, Preservation Maryland, the Maryland Aviation Administration; and

WHEREAS, the FAA notified the Advisory Council on Historic Preservation (ACHP) of its adverse effect determination pursuant to 36 CFR 800.6(a)(1) with specified documentation, and the ACHP declined to participate in the consultation as stated in its letter dated April 8, 2009;

NOW, THEREFORE, the FAA, the MD SHPO, and the County agree that the Undertaking shall be implemented in accordance with the following stipulations in order to take into account the effect of the Undertaking on historic properties.

STIPULATIONS

The FAA shall ensure that the following stipulations are implemented:

I. Working Group

A. Purpose: Within three (3) months of executing this MOA, the County will establish a working group (Working Group) to provide guidance, oversight, and advocacy regarding the implementation of the stipulations specified in the MOA.

B. Membership: The County will invite the following parties to designate a representative(s) to serve on the Working Group, if they choose to participate: the Airport, the Washington County Planning Commission, the Washington County Historic District Commission, the Washington County Historical Trust, the Maryland Aviation Administration, Preservation Maryland, and Hagerstown-Washington County Economic Development Commission.

C. Procedures: The County will establish written procedures regarding the Working Group's responsibilities, meetings, schedule, and general operations. The County will provide a copy of the procedures and list of members to all members of the Working Group, the FAA, and the MD SHPO.

D. Duration: The Working Group will remain in place until the County has implemented the Stipulations of the MOA or the MOA has expired or been terminated.

II. Preservation of the Farmstead's Family Cemetery

The County shall maintain and preserve the Farmstead's family cemetery in its current location in perpetuity. The County shall ensure that the cemetery is protected and preserved in-place during implementation of the stipulations of this MOA and as part of any future reuse of the Farmstead property at the Airport.

III. Marketing Plan for the Farmstead (WA-I-480)

A. The Working Group upon County Board of Commissioners approval shall develop and submit a marketing plan (Marketing Plan), within ninety (90) days of the group's establishment, to identify an appropriate reuse and treatment for the Farmstead, consistent with the FAA's policies and use constraints for Airport property and the County's Economic Development plans for aviation-related businesses.

B. The Plan shall request qualified proposals for one of the following three treatment options, listed in order of preference:
   - Option 1 - Adaptive reuse of the farmhouse, barn, and other outbuildings in their present location for an aviation related business. This alternative would require a third party to occupy the buildings in their current location and rehabilitate them in accordance with the *Secretary of the Interior's Standards for the Treatment of Historic Properties* (36 CFR 68). The third party would develop a plan for reuse and security of the site that complies with local and Airport security requirements. The County must receive Fair Market Value rent for use of the buildings and site.
   - Option 2 - Relocate the farmhouse, barn and some or all of the outbuildings elsewhere on Airport property and adaptively reuse them for a specified purpose. This alternative requires the County and FAA to determine whether the identified location and type of airport land is not needed for Airport purposes. A third party would develop a plan for relocation and rehabilitation that would comply with local and Airport security requirements. The County must sell or lease the property at Fair Market Value as required by FAA.
   - Option 3 - Relocate the farmhouse, barn and some or all of the other outbuildings off airport property and adaptively reuse them for a specified purpose. This alternative would require the third party to move the structure(s) off Airport property.

C. The County in coordination with the Working Group shall ensure that the Marketing Plan includes the following elements:
   - An information package about the Farmstead;
   - Photographs of the farmhouse, barn, outbuildings and grounds;
   - A parcel map;
   - Information on the Farmstead's historic significance;
   - Information on the Farmstead's estimated cost and procedures for determining Fair Market Value rent or purchase for Options 1, 2 or 3;
   - Information on eligibility for federal, state, and local tax benefits for rehabilitation of historic properties; such tax benefits which would only be applicable to Option 1;

- Notification that the successful offerer shall be required to rehabilitate the Farmstead's buildings and grounds in accordance with the *Secretary of the Interior's Standards for the Treatment of Historic Properties* (36 CFR Part 68);
- A distribution list of potential purchasers or transferees;
- An advertising plan and schedule;
- A schedule for receiving and reviewing offers;
- Discussion of any relevant local requirements and incentives; and
- A detailed description of relevant Airport requirements and security issues.
- Consistency with the Airport Master Plan

D. The County shall submit the draft Marketing Plan to the MD SHPO and FAA for review and comment; to be completed within thirty (30) days. Upon the MD SHPO and FAA's agreement with the Marketing Plan, the County shall implement the Marketing Plan.

E. In consultation with the MD SHPO and the FAA, the County shall review each offer it receives in response to the Marketing Plan and the County shall select an offer that is determined to be responsive and responsible meeting the following requirements:

- The offer fulfills the County's economic development plans for aviation-related businesses.
- The offer provides for rehabilitation and maintenance of the Farmstead as stipulated in the Marketing Plan, giving preference to qualified proposals that fulfill Option 1;
- The offerer has the financial and technical ability to carry out the terms of the offer; and
- The offerer meets the Airport's security and use requirements.

F. If the County receives no offer that it determines conforms to the requirements of Stipulation III.E, the County, in consultation with the MD SHPO and the FAA, may select one of the following courses of action:
- Modify the Marketing Plan requirements and re-offer the Farmstead pursuant to Stipulations III.A through III.E;
- Demolish the property in accordance with Stipulation V.
- The County may choose to renovate and occupy for airport needs or other options which may preserve the structure

IV. Rehabilitation and Adaptive Reuse of the Farmstead

A. If the County selects a successful offer that addresses Option 1 of the Marketing Plan, the County shall ensure that the Farmstead house and outbuildings are rehabilitated for adaptive reuse and that the design of the project is consistent with *The Secretary of the Interior's Standards for the Treatment of Historic Properties* (36 CFR Part 68). The County shall ensure that the offerer develops the design and specifications for the rehabilitation in consultation with the MD SHPO and submits the plans, along with a schedule for implementation, to the MD SHPO for review and approval prior to implementation.

V. Documentation of the Farmstead (WA-I-480) and Archeological site (18WA496)

A. If the County receives no successful offer in response to the Marketing Plan and decides to demolish portions or all of the Farmstead, it will implement the following documentation measures to mitigate the destruction of this historic property, prior to the initiation of demolition actions. If the County selects a reuse offer consistent with III B. Option 1, it does not need to complete the documentation requirements specified in this Stipulation.

B. Recordation: The County shall ensure that the following recordation measures are carried out in consultation with the MD SHPO before the Farmstead building(s) are demolished and in accordance with the relevant performance standards in Stipulation VII. A and B:
- Large-format perspective-corrected 5"x7" photographs will be made depicting the present condition of all Farmstead building elevations (2 photographs per building) and setting;
- Sketch-plans will be made, on acid-free paper, of all Farmstead buildings including all floors, basement, and attics;
- 35 mm black and white photographs will be made of other historical significant spaces and elements; and
- The County shall ensure that copies of this documentation are made available to the MD SHPO and the Parties.

C. Salvage: The County shall provide written notice regarding the planned demolition of the Farmstead to at least three 501(c) 3 salvage organization, such as the Baltimore-based Second Chance Inc. This written notice shall be provided at least thirty (30) days prior to the date of removal.

If any 501(c) 3 salvage organization responds within thirty (30) days of written notification, the County shall provide them at least thirty (30) additional days to recover building components. During this period the County shall provide the salvage organization(s) with supervised access to the Farmstead site so that the salvage of components can be carried out. The County shall ensure that items thus selected are removed by the County's demolition contractor in a manner that minimizes damage and are given over with legal title to the salvage organization(s).

D. Archeological Data Recovery: The County shall develop a plan for the recovery of archeological data from the Farmstead's site 18WA496. The County shall ensure that the plan is developed in consultation with the MD SHPO and the work accomplished in accordance with the relevant performance standards in Stipulation VII. The plan shall specify, at a minimum:
- The property, properties, or portions of properties where data recovery is to be carried out, and any property that will be destroyed without data recovery;
- Research questions to be addressed through data recovery, with an explanation of their relevance and importance;
- The research methods to be used, with an explanation of their relevance to the research questions;
- The methods to be used in analysis, data management, and data dissemination,

including a schedule;

- Proposed disposition of recovered materials and records;
- Proposed methods for involving the interested public in the data recovery, and for disseminating the results of the work to the interested public; and
- A proposed schedule for the submission of progress reports to the MD SHPO.

The County shall submit the data recovery plan to the MD SHPO for review. Unless the MD SHPO objects in writing within 30 days after receipt of the plan, the County shall implement the plan prior to and in coordination with project ground disturbing activities within or immediately adjacent to the site area.

The County and the MD SHPO will meet on-site to evaluate the success of the fieldwork phase of any data recovery program, near the end of the fieldwork efforts. The County shall submit a management summary to the MD SHPO documenting the completion of fieldwork for a 30 day review period. Upon receipt of the written concurrence from the MD SHPO, the County may proceed with demolition activities in the site areas concurrently with completion of the remaining laboratory, analyses and reporting phases of the data recovery work.

VI. Ongoing Consultation

The County, MD SHPO and the FAA shall continue to consult regarding the appropriate treatment of the Farmstead and archeological site, and shall coordinate any change, modification or refinement of the current Undertaking and implementation of this MOA. Should the signatories decide that amendments to the MOA are warranted, the signatories shall follow the amendment process specified in Stipulation XII.

VII. Performance Standards

A. Professional Qualifications: The FAA shall ensure that all research and documentation carried out pursuant to this MOA is conducted by or under the supervision of a person or persons meeting at a minimum the Secretary of the Interior's *Professional Qualifications Standards* (36 CFR Part 61).

B. Standards and Guidelines: The FAA shall ensure that all historic preservation work performed pursuant to this MOA shall be conducted in a manner consistent with the principles and standards contained in the documents (and subsequent revisions thereof) listed below:

- *Secretary of the Interior's Standards and Guidelines for Architectural and Engineering Documentation* (1983).
- *Standards and Guidelines for Archeological Investigations in Maryland* (Shaffer and Cole 1994);
- *Standards and Guidelines for Architectural and Historical Investigations in Maryland* (Maryland Historical Trust, 2000); and
- *Advisory Council on Historic Preservation – Section 106 Archaeology Guidance* (ACHP 2007).

C. Curation: The County shall ensure that all materials and records resulting from cultural resources investigations conducted for the project will be curated in accordance with 36 CFR 79 at the MD SHPO's Maryland Archeological Conservation Laboratory.

VIII. Unexpected Discovery of Historic Properties

Should historic properties be unexpectedly identified during the implementation of the Project, the County shall ensure that reasonable efforts are made to avoid, minimize or mitigate adverse effects to such properties, and shall consult the MD SHPO and FAA to resolve any unavoidable adverse effects pursuant to 36 CFR § 800.6. The County and FAA shall ensure that any resulting cultural resources work is accomplished in accordance with the relevant performance standards in Stipulation VII.

IX. Equal Opportunity/Non-Discrimination

The signatories agree to comply with all applicable federal or state laws relating to equal opportunity and non-discrimination.

X. Confidentiality

The parties to this MOA shall maintain the confidentiality of certain historic information as allowed under Section 304 of the National Historic Preservation Act. Therefore, the nature and location of certain historic properties discussed in this MOA shall be maintained per 36 CFR 800.11(c).

XI. Dispute Resolution

Should any party to this MOA object within thirty days to any actions proposed or carried out pursuant to this MOA, the FAA shall consult with the objecting party(s) to resolve the objection. The FAA shall notify the MD SHPO and concurring parties of any objection. If the FAA determines that the objection cannot be resolved, the FAA shall forward all documentation relevant to the dispute to the ACHP. Within thirty (30) days after receipt of all pertinent documentation, the ACHP will either:

Provide the FAA with recommendations, which the FAA shall take into account in reaching a final decision regarding the dispute or notify the FAA that it will comment pursuant to 36 CFR 800.7(c), and proceed to comment. The FAA shall take into account any ACHP comment provided in response to such a request in accordance with 36 CFR 800.7(c)(4) with reference to the subject of the dispute.

Any recommendations or comments provided by the ACHP shall be understood to pertain only to the subject of the dispute; the FAA responsibility to carry out all actions under this MOA that are not subject of the dispute will remain unchanged.

XII. Amendment

Any of the signatories may request that this MOA be amended according to 36 CFR 800.6(c)(7) and that signatory shall consult with the other signatories to develop

amendments. Any amendment to this MOA shall be effective on the date the amended MOA is signed by all signatories. The FAA shall ensure a copy of amended MOA is filed with the ACHP.

XIII. Termination

In the event the terms of this MOA cannot be or are not being carried out, the signatories shall consult to seek amendment of this MOA. If an agreement cannot be reached on an amendment, the FAA, MD SHPO or County may terminate it pursuant to 36 CFR 800.6(c)(8). The FAA shall either execute a new MOA under 36 CFR 800.6(c)(1) or request and consider the comments of the ACHP pursuant to 36 CFR 800.7(a).

XIV. Coordination with the Maryland Historical Trust Act of 1985, as Amended

The MD SHPO agrees that the fulfillment of the terms of this MOA will satisfy the responsibilities of any Maryland state agency under the requirements of the Maryland Historical Trust Act of 1985, as amended, State Finance and Procurement Article §§ 5A-325 and 5A-326 of the Annotated Code of Maryland, for those components of the project that require licensing, permitting and/or funding actions from Maryland state agencies.

XV. Duration

The process described by this MOA shall be carried out within 18 months after Signatory Party approval. This MOA shall be considered null and void if its terms are not carried out within seven (7) years from the date of its execution.

Execution of this MOA, filing of the agreement with the ACHP pursuant to 36 CFR 800.6(b)(1)(iv), and implementation of its terms is evidence that the FAA has taken into account the effects of the Undertaking on historic properties and afforded the ACHP an opportunity to comment.

Memorandum of Agreement
Treatment of Brumbaugh-Kendle-Grove Farmstead
Hagerstown Regional Airport, Maryland
Page 9 of 11

SIGNATORIES

FEDERAL AVIATION ADMINISTRATION

By: _____ Date: 4/18/11
Terry J. Page, Manager
Washington Airports District Office

MARYLAND STATE HISTORIC PRESERVATION OFFICER

By: _____ Date: 5-6-11
J. Rodney Little, State Historic Preservation Officer
Director, Maryland Historical Trust

WASHINGTON COUNTY, MARYLAND

By: Terry L. Baker Date: 4-19-11
Terry L. Baker, President
Washington County Commissioners

CONCURRING PARTIES

WASHINGTON COUNTY PLANNING DEPARTMENT

By:_____ Date:_____

WASHINGTON COUNTY HISTORIC DISTRICT COMMISSION

By:_____ Date:_____

WASHINGTON COUNTY HISTORICAL SOCIETY

By:_____ Date:_____

WASHINGTON COUNTY HISTORICAL TRUST

By:_____ Date:_____

PRESERVATION MARYLAND

By:_____ Date:_____

MARYLAND AVIATION ADMINISTRATION

By:_____ Date:_____

ATTACHMENT A
Area of Potential Effect

Memorandum of Agreement
Treatment of Brumbaugh-Kendle-Grove Farmstead
Hagerstown Regional Airport, Maryland
Page 10 of 11

CONCURRING PARTIES

WASHINGTON COUNTY PLANNING DEPARTMENT

By:_____ Date:_____

WASHINGTON COUNTY HISTORIC DISTRICT COMMISSION

By:_____ Date:_____

WASHINGTON COUNTY HISTORICAL SOCIETY

By:_____ Date:_____

WASHINGTON COUNTY HISTORICAL TRUST

By:_____ Date:_____

PRESERVATION MARYLAND

By:_____ Date:_____

MARYLAND AVIATION ADMINISTRATION

By:_____ Date: 05/18/11
Ashish J. Solanki, A.A.E.

MARYLAND DEPARTMENT OF
PLANNING
MARYLAND HISTORICAL TRUST

Larry Hogan, Governor
Boyd Rutherford, Lt. Governor

Robert S. McCord, Acting Secretary

October 31, 2017

Phil Ridenour
Airport Director
Hagerstown Regional Airport, Washington County
18434 Showalter Rd.
Hagerstown, MD 21742

Re: Archeological Data Recovery Work Plan
Brumbaugh-Kendle-Grove Farmstead (18WA496)
Hagerstown Regional Airport, Washington County, MD

Dear Mr. Ridenour:

Thank you for providing the Maryland Historical Trust (Trust) with a copy of the above-referenced work plan, received by the Trust on October 2, 2017, for review and comment. The County prepared the plan in partial fulfillment of Stipulation V.D of the project's Memorandum of Agreement (MOA), executed pursuant to Section 106 of the National Historic Preservation Act. The Trust reviewed the work plan and offers the comments presented below.

AECOM prepared and submitted the following work plan on behalf of Washington County: *Data Recovery Work Plan: Brumbaugh-Kendle-Grove Farmstead (18WA496), Washington County, Maryland.* Trust staff reviewed the work plan and believes that it presents a reasonable and appropriate level of effort to recover important information and help resolve the project's adverse effect on the historic farmstead property (WA-I-480 / 18WA496). The plan includes relevant research topics to guide the recovery and interpretive elements of the study. We have a few minor comments on the work plan and ask the consultant to address these issues in the implementation of the investigations.

1. We assume that the undertaking will result in the destruction of the historic farmstead, including its architectural and archeological components, except for the extant cemetery. Thus, feature excavation should not anticipate the survival and preservation in place of any deposits. Feature sampling should include the full depth of features selected for excavation and include provisions for the recovery of very small artifacts and floral/faunal remains, where applicable. We anticipate ongoing consultation among the consultant, the County and the Trust to make informed decisions regarding the selection and extent of features excavated as part of the current study, based on the outcome of testing.

2. As noted in Stipulation V.D of the MOA, the County and the Trust need to have a site visit to evaluate the success of the field work effort prior to the end of fieldwork. The consultant must produce and submit a management summary to the Trust to document completion of fieldwork for 30-day review. Upon written concurrence from the Trust along with completion of the requirements of Stipulations V.A and V.B, the County may proceed with demolition actions in the site area while completion of the laboratory processing and report preparation phases of work proceeds concurrently.

3. As specified in Stipulation VII.C of the MOA, the material remains and records generated by the data recovery will be curated at the Trust's Maryland Archeological Conservation Laboratory. The work plan should include

Maryland Historical Trust • 100 Community Place • Crownsville • Maryland • 21032

Tel: 410.697.9591 • toll free 877.767.6272 • TTY users: Maryland Relay • MHT.Maryland.gov

appropriate provisions for conservation of items, where warranted, along with the requisite box fees for curation.

4. The draft report should be submitted to the Trust for 30-day review and comments addressed in the final document. Two hard copies of the final report should be provided to the Trust, along with a PDF version of the document on disc.

5. The consultant should provide the Trust with a general schedule for completing the various phases of the data recovery work and identify the Principal Investigator for the study.

Based on a recent telephone conversation with AECOM, we understand that the field work has been initiated and we look forward to visiting the site and maintaining close consultation regarding the recovery work. In addition, the Trust awaits further coordination regarding the completion of the architectural recordation and salvage efforts specified under Stipulations V.A and V.B. We appreciate the County's ongoing efforts to fulfill the various mitigation measures established in the MOA for this undertaking.

If you have questions or need further assistance, please contact Amanda Apple (for architectural issues) at amanda.apple@maryland.gov or me (for archeology) at beth.cole@maryland.gov. Thank you for providing us this opportunity to comment.

Sincerely,

Beth Cole

Beth Cole
Administrator, Project Review and Compliance

BC/201705594
cc: Tom Priscilla (FAA)
Jennifer Lutz (AECOM, via email)
Grace Ziesing (AECOM, via email)
Becky Morehouse (MHT/JPPM)

MARYLAND DEPARTMENT OF
PLANNING
MARYLAND HISTORICAL TRUST

Larry Hogan, Governor
Boyd Rutherford, Lt. Governor

Robert S. McCord, Acting Secretary

February 12, 2018

Phil Ridenour, Airport Director
Hagerstown Regional Airport, Washington County
18434 Showalter Rd.
Hagerstown, MD 21742

Re: Archeological Management Summary - Brumbaugh-Kendle-Grove Farmstead (18WA496)
Hagerstown Regional Airport, Washington County, MD

Dear Mr. Ridenour:

Thank you for providing the Maryland Historical Trust (Trust) with a copy of the above-referenced management summary, received by the Trust on January 19, 2018 for review.

AECOM prepared and submitted the management summary on behalf of Washington County in partial fulfillment of Stipulation V.D of the project's Memorandum of Agreement (MOA), executed pursuant to Section 106 of the National Historic Preservation Act. The summary describes the completion of the fieldwork phase of the archeological data recovery investigations at site 18WA496. Trust staff members appreciated the opportunity to visit the site on October 18, 2017 and December 18, 2017 to view the progress of the field efforts. The investigations uncovered numerous archeological features, cultural deposits, and artifacts associated with the site's development, activities, and inhabitants throughout its occupation. The results of the testing will be invaluable for addressing the study's research questions and interpreting the site's history. Based on the information presented in the summary, we agree that the consultant has successfully completed the *fieldwork* component of the data recovery. We look forward to receiving a copy of the draft report, once the laboratory processing, analysis, and report preparation have been completed.

The Trust awaits further coordination regarding the completion of the architectural recordation and implementation of salvage efforts specified under Stipulations V.A and V.B before the County proceeds with actual demolition work on the property. We appreciate the County's ongoing efforts to fulfill the various mitigation measures established in the MOA for this undertaking. If you have questions or need further assistance, please contact Amanda Apple (for architectural issues) at amanda.apple@maryland.gov or me (for archeology) at beth.cole@maryland.gov. Thank you for providing us this opportunity to comment.

Sincerely,

Beth Cole

Beth Cole
Administrator, Project Review and Compliance

BC/201800378
cc: Tom Priscilla (FAA)
Ashish Solanki (MAA),
Jennifer Lutz (AECOM, Hunt Valley)
Grace Ziesing (AECOM, NJ)

Maryland Historical Trust • 100 Community Place • Crownsville • Maryland • 21032

Tel: 410.697.9591 • toll free 877.767.6272 • TTY users: Maryland Relay • MHT.Maryland.gov

Appendix B

Data Recovery Work Plan

Data Recovery Work Plan:
Brumbaugh-Kendle-Grove Farmstead (18WA496)
Washington County, Maryland

INTRODUCTION

The Brumbaugh-Kendle-Grove Farmstead is located at the northern edge of Washington County, Maryland, adjacent to the Hagerstown Regional Airport (Figure 1). Pursuant to the extension of Runway 9-27 at the airport, the Washington County Commissioners (County) purchased 86.6 acres of the farmstead in 1999 with the assistance of the Federal Aviation Administration (FAA), thereby triggering Section 106 of the National Historic Preservation Act of 1966, as amended. The farmstead—which consists of a farmhouse, family cemetery, barn, and other outbuildings—was vacant at the time of the purchase, and, after exploring a number of options for its disposition, the County has determined that the only viable alternative is to raze the buildings.

URS Corporation conducted Phase I archaeological and historic architectural surveys for the Runway 9-27 Extension and Relocation U.S. Route 11 Project in 2001 under the direction of the FAA, which served as the lead federal agency for Section 106 (Barse et al. 2001). URS recorded the farmstead as a historic architectural property (WA-I-480), and the FAA, in consultation with the Maryland Historic Preservation Officer (MD SHPO), determined the farmstead to be eligible for listing in the National Register of Historic Places (National Register) under Criteria A and C. The Phase I archaeological survey identified an archaeological component at the farmstead, but it was not evaluated for National Register eligibility. The FAA, in consultation with MD SHPO, determined that removal of the farmstead buildings would have an adverse effect on the farmstead, including the archaeological component. In 2011, the FAA, MD SHPO, and County entered into a Memorandum of Agreement (MOA) to resolve the adverse effect (FAA 2011). This data recovery work plan has been developed to meet the requirements of the MOA as detailed in Stipulation V-D, Archeological Data Recovery. All work will be carried out under the supervision of cultural resources professionals who meet the Secretary of the Interior's Standards in their discipline and in accordance with standards and guidelines published by the Maryland Historical Trust (Shaffer and Cole 1994; Seifert 2005).

The Area of Potential Effects (APE) for the demolition project will consist of the area within and around the building complex that may be impacted by the demolition of the buildings. A preliminary APE is shown in Figure 2, but the APE will need to be refined once project demolition plans are finalized.

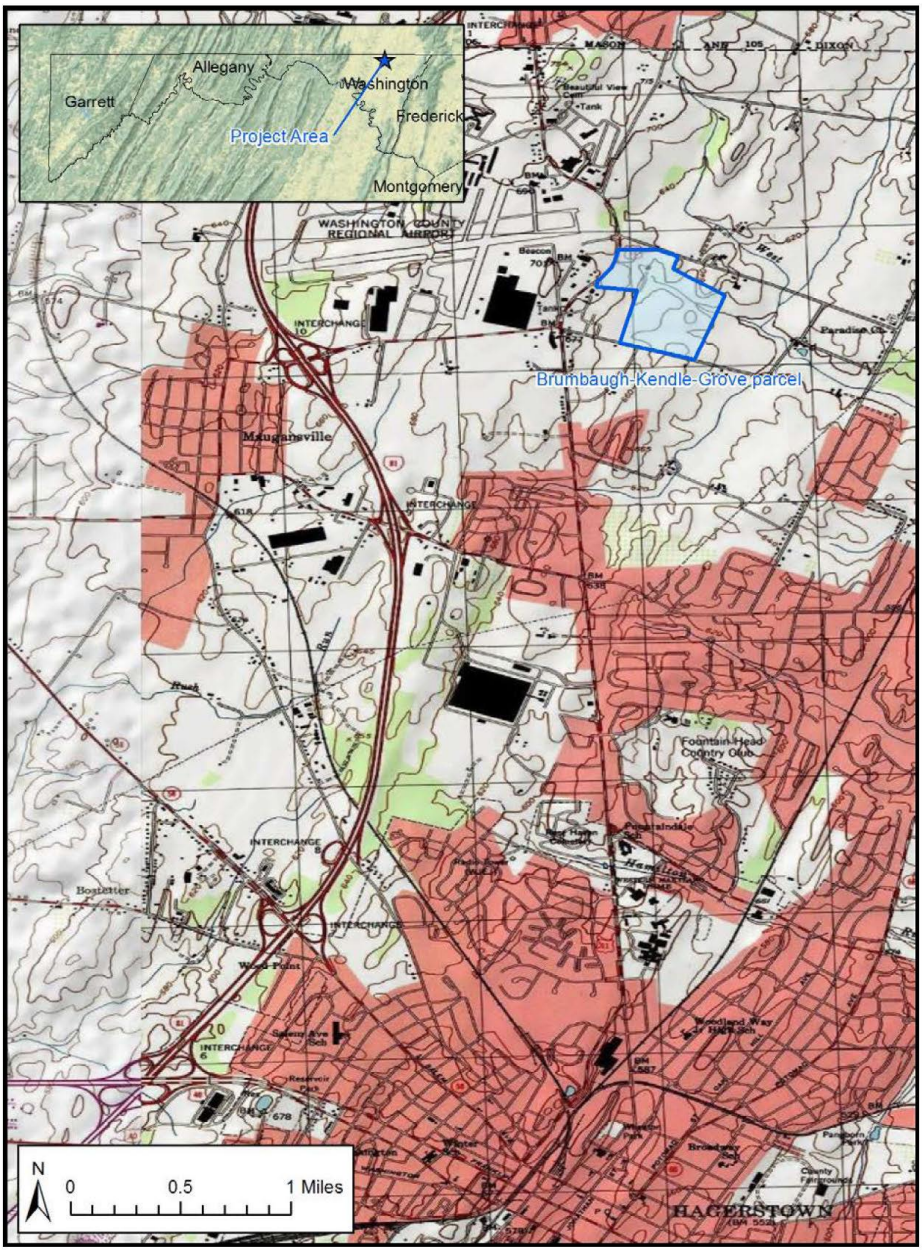

Figure 1. Location of the Brumbaugh-Kendle-Grove Farmstead site in northern Maryland.

Figure 2. Preliminary Area of Potential Effects for the demolition of buildings on the Brumbaugh-Kendle-Grove Farmstead.

PREVIOUS INVESTIGATIONS

URS recorded 10 buildings, a cemetery, and a field system on the property and documented them on a Maryland Historical Trust, Maryland Inventory of Historic Properties Form (Brown 2001). The dwelling is a brick, vernacular/Italianate-style farmhouse built ca. 1895. The 1895 construction date was determined through documentary evidence, but the form notes that the building is stylistically consistent with an older construction date, perhaps as much as 20 years prior to 1895. The ell of the T-shaped dwelling has a brick-floored basement topped with hand-hewn beams and a large stone fireplace. The basement in the south end of the main block has limestone walls and is also topped with hand-hewn beams. Only the northern portion of the main block has smaller, more regular, machine-sawn joists and beams consistent with a late-nineteenth-century construction date. The surveyors conjectured that the basement of the ell may be the foundation of an earlier house and that the hand-hewn joists in the basement below the southern portion of the main block may have been salvaged from that earlier structure. As noted in the survey form, "[o]nly the members beneath the northern portion of the front block appear to be contemporary with the aboveground portions of the residence."

The oldest buildings on the property are a brick-sided barn and a smokehouse, thought to have been built in the 1860s or 1870s. The smokehouse is built of limestone blocks with limestone quoins similar to those found on the barn. The barn is a large structure built of brick and frame with a limestone foundation. Its gable ends and brick bays contain decorative, diamond-shaped ventilators.

In addition to these three buildings, URS recorded a washhouse, chicken house, well and pump, garage, chicken house/corn crib/wagonhouse, hog pen/corn crib, silo, cemetery, and system of pastures and fields. The cemetery is located in a field to the west of the house; it will not be disturbed by the demolition of the buildings and, under the provisions of the MOA, will be preserved in perpetuity by the County.

The Phase I archaeological investigations at the farmstead consisted of 21 shovel test pits (STPs) placed around the extant buildings (Barse et al. 2001). Three areas were tested (see Figure 2). Eight STPs directly to the north of the dwelling resulted in the recovery of 81 artifacts with a *terminus post quem* (TPQ) of 1880, although the 3 STPs closest to the house had a TPQ of 1842. Of the 6 STPs on the west side of the dwelling, 4 contained 65 artifacts with a TPQ of 1840. One STP here was sterile and one, which was located further to the north and adjacent to the smokehouse, produced 37 artifacts with a later TPQ, of 1887. The 7 STPs placed to the northeast of the dwelling, on the opposite side of a gravel drive, rendered just 3 artifacts (2 nails and a door latch) with a TPQ of 1805 based on the presence of a cut nail. No subsurface archaeological features were documented during the Phase I survey.

Overall, the densest concentration of artifacts occurred to the west of the house, coincident with the area that produced the earliest TPQs. The north yard was also fairly dense with artifacts, suggesting another activity area. Redwares were fairly evenly distributed between the two loci, but more of the tablewares, including most of the earliest varieties (i.e., creamware and pearlware), were concentrated to the west of the house. Just two hand-wrought nails are listed in

the artifact inventory: one from the west side of the house and one from the area on the opposite side of the gravel drive. The archaeological investigators concluded that this latter find suggested that an earlier structure may have been located to the northeast of the current house, but this is not supported by the available archaeological evidence and may have resulted from a misinterpretation of the property's history.

PROPERTY HISTORY

URS conducted detailed historical research on the Brumbaugh-Kendle-Grove Farmstead property and documented it on the Maryland Inventory of Historic Properties Form. According to that account, Jacob Brumbaugh, an immigrant from Germany, and his wife Mary settled the farmstead in the middle of the eighteenth century and built a log house to the northeast of the current farmstead, on a portion of the property to the north of modern-day Air View Road. The basis for supposing the first house was on the north side of the road appears to be a 1999 genealogy on file at the Washington County Historical Society (Hartle 1999) and a 1906 county history that described the then-extant house as "probably the oldest dwelling house in Washington County" (Williams 1906:631-632, 1077). The interpretation of the log house's location is clouded by the fact that there is an older foundation beneath the extant farmhouse on the Brumbaugh-Kendle-Grove Farmstead, and the builder of the house in 1895 (then-owner Samuel M. Kendle) claimed to have positioned his new house "on the same spot where an old log building, rough cast, had stood for more than 100 years" (Williams 1906:1102-1103). So even if the original Brumbaugh log house was on the north side of Air View Road, it appears that there was a second log house, equally or nearly as old, on the south side of the road.

The farm continued in the Brumbaugh family for more than 100 years, until the end of the nineteenth century. Henry, Jacob's son, owned the farm from ca. 1803 until selling it to his son Andrew in 1847. Andrew is shown as the owner of the property on the south side of Air View Road on a mid-nineteenth-century county map, while S. Brumbaugh (Samuel—another grandson of patriarch Jacob) occupied a property that spanned the road, with a structure on the north side (Taggart 1859). Both Henry and son Andrew were slave holders, but neither lived to experience the Civil War.

Andrew died in 1859, leaving the property to his wife Susan and three minor children, including Upton S. Brumbaugh, who is shown as the owner on a late 1870s county map (Lake, Griffing & Stevenson 1877). Susan and her children were the farm's proprietors throughout the Civil War, but whether or not they lived on the property during the conflict has not been determined.

As an adult, Upton Brumbaugh does not appear to have farmed the property himself, and the extent of his occupancy, if any, has not been established. He was a teacher in the Washington County public schools until 1881 and lived in Hagerstown in the 1880s where he was engaged in "mercantile pursuits." It is more likely that his sister Sallie lived on the farm as she and her husband, Norman E. Schindel, held a mortgage on the property as early as 1880. If the 1860s to 1870s construction dates of the barn and smokehouse are correct, it is likely they were built by Upton and/or Sallie and Norman. Sallie died in childbirth in 1883, and the property was sold at auction to her mother-in-law Carmilla Schindel. The 1883 auction advertisement listed the following improvements: "a two-story log and roughcast dwelling house, a large brick swisser

barn, a good well of water, 1 two-story tenement house with stabling, a good wagon shed, carriage house, hog pen and all other necessary outbuildings, with an excellent orchard of apple and peach trees." This listing confirms the existence of a log structure on the property and also points to the presence of an additional residential structure used as a tenement house in the 1880s but, if predating the war, may have housed the Brumbaugh's enslaved workers.

Carmilla owned the property until her death in 1884, and presumably son Norman farmed it. The farm finally left the extended Brumbaugh family in 1895 when Norman sold it to Samuel M. Kendle, the aforementioned owner who razed the log house and built the current dwelling.

RESEARCH THEMES

Archaeology of Farmsteads

The Brumbaugh-Kendle-Grove Farmstead is located in the northernmost part of Washington County, close to the Pennsylvania border. It is within the Ridge and Valley physiographic province, and historically, culturally, and economically it shared more with its Pennsylvania neighbors than it did with the residents of Maryland's Chesapeake Bay area. Occupied by a family of German immigrants and their descendants, the property is more accurately described as a subsistence farm than as a southern plantation, despite the inclusion of enslaved individuals within at least two of the Brumbaugh households. Rather than look to the plantation studies of the Chesapeake region for appropriate avenues of research, studies of the more humble farmsteads of the Mid-Atlantic region may offer a more relevant interpretive approach.

The archaeology of farms and farmsteads has received an enormous amount of critical attention from historical archaeologists in the past 25 years starting, perhaps, with John S. Wilson's (1990) reflective article on what makes one of these ubiquitous resources historically significant. Wilson argued that the highest research potential was derived from single-household sites with short-term occupations (less than two decades) because of their "analytical clarity." Since it is rare to find sites that are not multi-household, he presented three "key questions" that should be asked to help establish a site's research potential. The best multi-household sites would be ones where successive households occupied different areas of the property, the record of ownership and occupation is clear, and the complex was destroyed in a catastrophic event such as a fire. Again, few sites are likely to pass the test. Ian Burrow followed up on this article with observations about farmstead archaeology in New Jersey (Burrow 1997). In it, he advocated for the development of detailed historical contexts in which to assess site significance. He cited a number of New Jersey farm studies and lamented that in many cases the development of comprehensive contexts did not occur until the data recovery phase. In addition to better historical research, he recommended that studies of farms should take more of a landscape-oriented approach that moves beyond the homelot and addresses, among other things, an issue raised by Adams (1990), that the reality of the farm revealed through archaeology might be very different from the ideal promoted in agricultural literature of the day. Other researchers have echoed this sentiment, including Mary Beaudry (2001–2002:129), who pointed out that farmsteads should not be thought of as just "another domestic site from which we should extract some potsherds that we can subject to various analyses that might tell us about social status, supply-and-demand, and urban/rural differences."

The potential significance and research value of rural sites is now largely accepted by historical archaeologists, and volumes of literature are now devoted to it (e.g., Hart and Fisher 2000). A workshop on farm archaeology in the northeast at the 1997 annual meetings of the Council for Northeast Historical Archaeology identified two reasons nineteenth-century farm sites are important, one of which was because "these sites can uniquely help us to understand the transition from subsistence to market farming, the relationships between material culture and ethnicity, and the impact of technology" (Klein et al. 2001–2002:10). Substantive contributions to scholarly discourse have been made by dozens of rural household studies over the past three decades. Such broad issues as class and gender, modernization, patterns of consumption, and material expressions of wealth have been addressed. Data gathering methods have included historical research of regional records for broad-based comparisons (e.g., Friedlander 1991), extensive landscape analysis of entire farms (e.g., Beaudry 2001–2002), wide exposure of houselots (e.g., Louis Berger & Associates, Inc. 1986), and sampling of sheet midden in narrow corridors dictated by the constraints of cultural resource management (Versaggi 2000).

Despite Beaudry's observation in 1997 that many archaeologists still clung to the notion that single-period occupation farmsteads possessed the most research potential (Beaudry 2001–2002:12), the thread common to most successful farmstead studies is their willingness to embrace the long-term changes that are a natural component of rural life. Contrary to Wilson's edict that only single-occupancy farms have "analytical clarity," farmstead researchers have demonstrated that it is actually the changes that farms go through over long periods of time that provide some of the most robust material for interpretation. Historical archaeology, with its dual reliance on historical documentation and material culture, is uniquely equipped to observe, characterize, and make transparent that change.

Slavery and Conflict

Archaeological studies of slavery have focused largely on the plantation system, where the emphasis was on labor intensive cultivation of single crops such as tobacco, cotton, or rice. The lives of enslaved populations on smaller, mixed-crop farms have not received as much attention. Koons (2000), however, has studied slavery during the period 1850–1880 in the Valley of Virginia, an agrarian landscape of small farms owned largely by descendants of Scots-Irish and German immigrants. The Valley of Virginia is located south of Washington County, Maryland, west of the Blue Ridge, in a geological setting similar to that occupied by the Brumbaugh-Kendle-Grove Farmstead site. Koons's documentary study shows that most African Americans in the Valley of Virginia, both enslaved and free, were engaged in agricultural labor before the Civil War. Immediately after the war, the African American population declined, and when it stabilized in the 1870s a larger percentage of people lived in towns rather than on farms. Occupations as listed in census records, however, indicate that the majority of African Americans remained engaged in agricultural labor on farms they did not own or as domestic servants (Koons 2000:247).

The archaeological study of conflict has grown substantially over the past 30 years to encompass much more than battlefields or war memorials. Its acceptance among professional archaeologists as a legitimate field of study in the United States is arguably attributable to Scott, Fox, Connor,

and Harmon's (1989) influential work at the site of Little Bighorn. The subject gained in popularity in the early 2000s, with the first international conference at Glasgow University in 2000 and the publication of the *Journal of Conflict Archaeology* beginning in 2005. While battlefield studies are still popular, other, more anthropological approaches are now being emphasized with the recognition that "conflict, of whatever type, is a phenomenon that constantly underpins human social relations" (Pollard and Banks 2013:vi). No longer restricted to battlefields, conflict archaeology embraces the idea that conflict affects all members of society, both military and civilian, as everyone's world is transformed (Saunders 2012:xi; Carman 2013:12). During the Civil War, barns and crop stockpiles were destroyed by Union forces to prevent southern sympathizers from provisioning Confederate troops (Koons 2000:240–241). Homes were requisitioned to house military or serve as hospitals, towns were occupied by both sides, and supply chains were disrupted. Anyone living in a contested region would have felt the effects of war.

Shackel (2000) has written about civilian life in Harpers Ferry during the Civil War, noting that "[e]ven though they were sometimes far from the everyday conflict of the war, many civilians were affected by it" (2000:217). Civil War era archaeological deposits from a boardinghouse in Harpers Ferry reveal a landscape transformed from grasses to weeds as documented in the pollen record. Boardinghouse residents' diet as reflected in the faunal assemblage was heavily supplemented with local poultry and locally processed pork, but also included imported beef and shellfish, suggesting that even an occupied town had access to larger markets. The ceramic assemblage, which was highly varied and includes very few matched plates, is probably more reflective of the boardinghouse setting than military occupation, but it would be interesting to see how this assemblage compares to one from before the war. The presence of military artifacts such as buckles and ammunition indicates the presence of soldiers at the boardinghouse (Koons 2000:222–225).

The Brumbaugh farmstead is located in a part of Maryland that was highly contested. Maryland, on the border between north and south, remained part of the Union despite being a slave-holding state. It was economically and ideologically divided between the north and the south; the tobacco plantations of southern and eastern Maryland depended on slave labor and were more aligned with their southern neighbors, while the smaller farms of northern Maryland, many of which were owned by people of German descent, were more aligned with the mercantile interests of the north. The Civil War era Brumbaughs were third- and fourth-generation German immigrants, and their farm was located within a mile of the Mason-Dixon line, arguably more culturally, economically, and geographically similar to pro-Union Pennsylvania than to the Maryland plantations further south. Prior to the Civil War, both Henry and Andrew Brumbaugh—the son and grandson of Jacob, who emigrated from Germany—were slave owners (though Andrew owned but three). Andrew died in 1859, leaving the farm to his Maryland-born widow Susan and their three minor children. What became of the three enslaved individuals after Andrew's death is not currently known.

The Brumbaugh-Kendle-Grove Farmstead is located a long days ride (approximately 30 miles) north of Sharpsburg, where the 1862 Battle of Antietam, the bloodiest single-day confrontation in American history, was fought and where the Union army repelled Confederate general Robert E. Lee's attempt to occupy Hagerstown. Hagerstown was central to the Gettysburg campaign,

which occurred in 1863, less than a year after Antietam. Confederate general Richard Ewell's troops camped in Hagerstown in preparation for the Gettysburg campaign, and tens of thousands of Confederate troops passed through the town on their way to Gettysburg and again in retreat. There was a small skirmish between the retreating army and Union soldiers on the streets of Hagerstown, and field hospitals were set up in anticipation of more intense conflict. With the Brumbaugh-Kendle-Grove Farmstead located about 5 miles north of Hagerstown proper and along the Hagerstown and Middleburg Turnpike (U.S. 11), which served as a major route between Hagerstown and Chambersburg, Pennsylvania, it is likely that the war never felt very far away to the farmstead's residents.

RESEARCH QUESTIONS

The theoretical approach to data recovery at the Brumbaugh-Kendle-Grove Farmstead is inspired by microhistory, an approach to social and cultural history where the purpose is the intensive, focused interpretation of a specific subject such as a community or even a family. The approach is through the lens of successive households, which can be seen as representative of society—and the changes occurring throughout—at large. The farmstead site was owned and occupied by the same family for approximately 150 years, and, as such, provides us with a unique opportunity to explore the changing details of their lives as reflected in the physical environment that several generations of the family inhabited. Four main areas of research will be pursued, using a combination of methods to address their data needs.

Site History

1. Was there an eighteenth-century house on this parcel? Did Jacob and Mary Brumbaugh build two log houses on neighboring properties, or did their son Henry build a second log dwelling on the southern portion of the property when he inherited it ca. 1803?

   Data Needs:
   - Remote sensing data for area surrounding existing house;
   - Temporally diagnostic artifacts from hollow-filled features;
   - Additional documentary research;

2. What was the approximate construction date of the building represented by the earlier foundation preserved beneath the current house? With what household(s) is the earlier house associated?

   Data Needs:
   - Temporally diagnostic artifacts from builders' trenches and/or hollow-filled features associated with the earlier dwelling;
   - Analysis of the earlier building foundation in relation to the ground surface at the time it was built;
   - Architectural analysis;
   - Local building traditions as documented in MHT architectural surveys for Washington County.

3. Was the extant house really built ca. 1895 as claimed by Samuel M. Kendle, or was it built earlier—in the 1860s or 1870s—as suggested by its architectural style?

   Data Needs:
   - Additional documentary research;
   - More detailed architectural analysis to determine if the house might be earlier than 1895;
   - Temporally diagnostic artifacts from builder's trench;
   - Local building traditions as documented in MHT architectural surveys for Washington County.

Slavery and Conflict

1. Who were the enslaved people owned by the Brumbaugh family prior to the Civil War? What were their names, what did they do for Brumbaughs, and where did they live? Are there activity areas within the farmstead that can be specifically associated with its enslaved population?

   Data Needs:
   - Additional historical research.
   - Expose farmyard features to determine if there were additional domestic structures.
   - Analysis of artifact assemblages associated with domestic structures.

2. Where did the Brumbaugh family's allegiances lie during the Civil War? Were they aligned with their southern neighbors in resisting the Union forces, or were they loyal to the Union? What happened to the enslaved people that Andrew is said to have owned? Did the configuration of buildings on the property reflect changes in the labor force?

   Data Needs:
   - Additional documentary research;
   - Remote sensing data for area surrounding existing house;
   - Expose and date farmyard features to documentation layout at different periods.

3. What was the Brumbaugh family's experience in the Civil War? Did the war leave tangible traces on their farm? Is there any evidence of war-time occupation by troops? Did Susan Brumbaugh adjust her family's diet or have to make different choices for household goods?

   Data Needs:
   - Analysis of artifact assemblages from discrete deposits dating to the Civil War period.
   - Comparison of artifact assemblages with those from other households during the Civil War.
   - Open area excavation to determine spatial layout of property immediately surrounding the house;

Household Economy

1. What were the farming strategies adopted by the Brumbaugh family throughout their tenure, and how do they compare to other farms in the area? Did their chosen strategies have a material effect on their consumption patterns? How were these similar or different from other farms in the neighborhood and the region?

   Data Needs:
   - Review of agricultural census records for the Brumbaughs and their neighbors;
   - Analysis of artifact assemblages from discrete deposits dating to different periods of the Brumbaugh occupation.
   - Comparison of artifact assemblages to those from sites of similar age and demographic composition.

2. Was the Brumbaugh's household economy affected by the Civil War? Was there a shift in farming strategies? Did the shift from enslaved labor to hired labor have an effect on their consumption patterns?

   Data Needs:
   - Additional historical research, including population and agricultural census records;
   - Analysis of artifact assemblages from discrete deposits dating to different periods.
   - Expose and date farmyard features to document layout at different periods.

Landscape Use

1. How did the Brumbaugh family use the yard space around their farmhouse and how did this change through time? Was there a shift toward a clearer distinction between public and private space? If so, can this be linked to changes in their household economy, or more general regional changes in attitude?

   Data Needs:
   - Open area excavation to determine spatial layout of property immediately surrounding the house;
   - Analysis of artifact distribution, by time;
   - Comparison of artifact assemblages from sheet midden and discrete features.

2. What was the effect on the landscape of Samuel M. Kendle's property "improvements," at the end of the nineteenth century, including the possible construction of a new house? Did the attitude toward the landscape around the dwelling change with the architecture?

   Data Needs:
   - Detailed analysis of property and census records, local newspapers, and archives in local historical society;

- Open area excavation to determine spatial layout of property immediately surrounding the house;
- Analysis of artifact assemblages from discrete deposits dating to different periods.

HISTORICAL RESEARCH

Additional historical research to support the data recovery effort at the Brumbaugh-Kendle-Grove Farmstead will focus on both site history and contextual history. In terms of site history, more detailed research efforts will be made to try and establish when the original log house and the current farmhouse were built and to resolve questions regarding the log house that purportedly stood to the north of the current property. Possible sources of information include reexamining census records and vital statistics records (birth, death, marriage, military, and election); land records such as taxes, deeds, mortgages, estate accounts, land divisions, and road surveys; court cases, wills, and inventories; family history files; and municipal and county government records. Contextual history research will focus on several topics, including the following: (1) the farming economy of Washington County over time; (2) Washington County in the Civil War; (3) county-level agricultural trends that may have affected the Brumbaugh family's changing economic strategies; and (4) slavery in northern Maryland. Repositories where additional work may be done include the Washington County Register of Deeds and Register of Wills Offices in the Washington County Courthouse, Hagerstown; the Western Maryland Room of the Washington County Free Library, Hagerstown, the Washington County Historical Society, Hagerstown, and the Maryland State Archives, Annapolis.

Research into local architectural traditions will also be conducted in order to contextualize the Brumbaugh dwellings. This will be accomplished using the township survey records on file at the MD SHPO in Crownsville.

FIELD INVESTIGATION

Archaeological data recovery efforts will be accomplished using a combination of exploratory shovel test pits (STPs), remote sensing, controlled hand excavation of units measuring 1 × 1 m (3.28 × 3.28 feet), and machine excavation. STPs will be measure approximately 50 cm (1.6 feet) in diameter and will be excavated through the full extent of cultural soils to the natural substrate, but no more than 1 m (3.28 feet). Remote sensing will consist of a ground-penetrating radar (GPR) and gradiometer survey of selected areas within the APE.

Machine excavation will consist of stripping successive layers of soil using a backhoe equipped with a 36-inch bucket fitted with a flat blade operated under the direction of archaeologists. Soil from backhoe trenches will not be screened, and no artifacts will be collected unless there is a compelling reason to do so (e.g., a historic-period feature is inadvertently breached or a historically significant deposit is being removed in bulk). Soil profiles will be drawn where they show depositional sequences and have interpretive value.

Controlled excavation will be accomplished using shovels and trowels. Units and features will be excavated according to cultural and natural stratigraphy; whenever possible, features will be

bisected so that they can be drawn and interpreted in cross-section before the remainder of the feature is removed. All soil excavated within controlled excavation units will be screened through 1/4-inch mesh. Most artifacts recovered from the screens will be saved with the exception of redundant, non-diagnostic materials such as brick, mortar, window glass, tin cans, and wire fragments, which will be described and quantified and then discarded in the field. Soil samples may be taken from primary deposits, if deemed to have potential interpretive value.

Archaeological proveniences will be assigned unique "context" numbers, each of which represents a depositional event. Context numbers will start at "100" to avoid confusing them with feature numbers. Feature numbers will be assigned sequentially, starting with "1." Artifacts from each context will be collected in separate bags labeled with the site name and number, the date, the excavator's initials, and the archaeological provenience (i.e., the context number). Context numbers will be used during the analysis stage to reconstruct the depositional history of the site using a Harris Matrix flowchart.

A 1-m (3.28-foot) grid oriented to true north will be overlaid across the site to position the controlled excavation units. A 0,0 point of the grid will be established, and units will be designated according to the grid position of their southeast corner. The excavations will be mapped using a total station. Data points will be loaded into a project GIS, from which site maps will be produced. The work will be documented with digital photographs of the excavations, field notes maintained by the field director, and unit and context forms filled out by the excavators. All excavation areas will be backfilled at the conclusion of the field investigation.

The investigation will proceed in five phases to obtain different datasets that will be used to address the research questions. The first phase will consist of the STP survey to inform site limits. The second phase will be the remote sensing survey to identify subsurface anomalies that may be targeted for controlled testing. The third phase will consist of comprehensive sampling of the A-horizon surrounding the house foundation, which will provide information about activity areas and land-use patterns. The fourth phase will consist of machine stripping to expose features in yard areas surrounding the dwelling. The final phase will consist of controlled excavation of features. In total, an area up to 537 square feet will be excavated by hand in up to fifty (50) 1 × 1-m (3.28 × 3.28-foot) controlled units, and approximately 4,000 square feet, including portions of all three yard areas sampled during the Phase I investigation, will be exposed by machine.

Shovel Test Pit Survey

Additional identification-level survey is necessary to define the full extent of the Brumbaugh-Kendle-Grove archaeological site within the demolition APE. The original Phase I survey was limited to areas immediately surrounding the farmhouse and did not encompass the full extent of the anticipated APE for the demolition project. Further, Phase II evaluation-level archaeological studies were not conducted on the property, so the extent of intact, potentially significant archaeological deposits is not well understood. An exploratory STP survey of the demolition APE will help to identify the limits of the archaeological deposits potentially associated with the historical farmstead. A grid of STPs spaced at 25-foot intervals will be pre-mapped across the APE and adjusted as necessary in the field to avoid buildings, recently disturbed areas, and

pavement. A maximum of 100 STPs will be excavated, exploring areas around the house, outbuildings, and barn. The results of the STP survey will guide the remote sensing survey.

Remote Sensing Survey

The exploratory geophysical survey will use two methods to identify areas around the Brumbaugh-Kendle-Grove Farmstead with a high potential for archaeological data recovery. AECOM will use both GPR and a gradiometer to map approximately one-half acre of area within the APE. The purpose of this survey will be to provide information concerning the location and depth of subsurface features that are likely related to anthropogenic activity and have the potential to yield archaeological data. The results of the ground penetrating radar survey will be used to focus the controlled excavation.

GPR is a non-invasive survey method that uses high frequency radio waves (microwave electromagnetic energy) to noninvasively record changes in subsurface materials. The geophysicist then analyzes the data and identifies anomalies, or locations were the dielectric conductivity, and therefore the GPR signal, is different from the surrounding area. GPR is typically used as part of archaeological survey in order to specifically identify anomalies that may be related to archaeological subsurface features such as foundations, privies, or other shaft features. GPR data are collected in such a way that both the locations and the depth of the anomalies are recorded, so a three-dimensional map of potential targets can be provided to archaeologists for testing. According to the 2009 USDA NRCS Ground-Penetrating Radar Soil Suitability Map of Maryland, the area of the Brumbaugh-Kendle-Grove Farmstead is rated as having low suitability (#4 out of 6 ratings). This is likely due to the high clay content of the soil, which derives from the limestone bedrock. Clay can attenuate the GPR signal, reducing the depth of data recovery. As the farmstead is a historic-period, upland site, there are unlikely to be deeply buried anomalies; therefore, the signal attenuation should not prove overly problematic.

Using a gradiometer in tandem with the GPR will refine the geophysical survey results. Magnetometers measure the earth's magnetic field, measured in nanoteslas (nT). A gradiometer is essentially coupled magnetometer sensors that allow for the overall magnetic field of the earth to be subtracted from the dataset, resulting in a map of localized magnetic anomalies. These anomalies are then analyzed in order to identify the magnetic signature of archaeological features, objects, and/or changes to the landscape by anthropogenic activity. Anomalies on historic-period sites are often due to ferrous objects such as nails or hardware, fired bricks (which possess thermoremanent magnetism), or landscape features such as ditches (which produce a signature related to the concentration or depletion of topsoil, which has a higher magnetic signature than subsoil). Gradiometer data only provide the location of anomalies, but not depth, so it is often used in conjunction with GPR to create a more complete picture of where archaeological testing should be conducted.

Anomalies must be ground-truthed in order to verify their interpretation as archaeological features as opposed to natural in origin. The geophysical survey will provide maps and coordinates of anomalies to the archaeologists along with proposed interpretations (e.g., shaft feature, wall, ditch, etc.) that will guide the subsequent archaeological investigation.

A-Horizon Sampling

The systematic sampling of the A-horizon within the APE will consist of controlled excavation of units measuring 1 × 1 m (3.28 × 3.28 feet). The units will be distributed within the yard areas to the north and west of the main house, on the opposite side of the gravel drive, and in other areas identified as use-areas during the STP survey and/or remote sensing survey. The purpose of the A-horizon sampling will be to facilitate meaningful spatial analysis of the resulting artifact distributions. Up to 30 units (322 square feet) will be excavated in this manner during the third phase of the field investigation.

Machine Stripping

Following the completion of the controlled sampling of the A-horizon, machine stripping will be employed to expose large areas in order to explore the spatial layout of the yards and locate truncated cultural features. Exposures will be excavated through the yard deposits to the top of features and/or the subsoil interface. Exposed areas will be further cleared by hand with flat-bladed shovels to remove loose soils and allow an examination of the ground surface; the opened area will be mapped and photographed. Open area excavation is proposed in all areas surrounding the house, but the exact size(s) and location(s) will be determined by the results of the remote sensing survey and field conditions. Up to 4,000 square feet will be exposed in this manner.

Feature Excavation

Additional controlled excavation units of appropriate size/shape (up to a total of 215 square feet) will be excavated to sample/excavate features exposed during machine stripping. Builders' trenches will be sampled to recover diagnostic artifacts that may help pinpoint construction dates of the buildings they are associate with. Features will, at minimum, be sampled, and selected features that contain intact deposits that can address research questions will be excavated to the full depth of the anticipated disturbance, or up to 1.2 m (4 feet), whichever is less. It will not be possible to excavate more than 4 feet into a given feature without benching or shoring, and since demolition-related disturbance within yard areas is not expected to exceed that depth, features will be left intact below the 4-foot limit of excavation and preserved in place.

Archaeological Monitoring

An archaeological monitor will be present during demolition activities in the event of an unanticipated discovery and to ensure that deep features left in place are not harmed. The monitor will keep a daily log and field notes. If there is an unanticipated discovery, the monitor will follow the steps outlined in an "Unanticipated Discoveries Plan," which will be included as an appendix to the data recovery report. In short, the monitor will direct the demolition crews to move to a different area of the site and cease any ground-disturbing activities. The monitor will then identify the nature of the unanticipated discovery and determine if further work is needed, in which case the demolition crew will be kept out of the area until the deposit is fully explored and documented.

LABORATORY AND DATA ANALYSIS

Artifacts will be transported to the AECOM archaeological laboratory in Burlington, New Jersey, where they will be processed, cataloged, and analyzed according to the MD SHPO standards (Seifert 2005) and the Secretary of the Interior's *Standards and Guidelines for Curation* (36 CFR 79). It is assumed that a maximum of 10,000 artifacts will be recovered and processed.

It is not anticipated that prehistoric objects will be recovered from undisturbed deposits, but any incidental artifacts found will be cataloged to accepted standards. Lithic materials will be described by material and artifact class. Ceramics will be described by paste characteristics, temper type, surface treatment, decoration, method of construction, and vessel form, if observable. Fire-cracked rock (FCR) will be carefully examined for abrasive use-wear that may have resulted from tools being recycled into FCR

Historic-period artifacts will be analyzed in terms of type of material, form, function, and temporal attributes. Historical ceramics will be characterized by paste, glaze, and decoration. Major categories include pearlware, whiteware, white granite, stoneware, porcelain, and red-bodied earthenware. Vessel function will be inferred whenever possible, based on vessel shape and size. Makers' marks will be recorded and identified if present. If the quality of the evidence permits, the date and place of manufacture will be specified for each vessel in the assemblage.

Glass containers will be characterized by type, color, and element (body, rim, base). Whenever the quality and completeness of the vessel is sufficient, the date of manufacture and the function of the bottle will be specified. Window glass will be characterized by color.

Nails will be classified by manufacturing process (wrought, die-cut, wire) and the function (common nail, roofing nail, brad, etc.) will be specified for all complete pieces. Bricks will be classified by manufacturing process, if possible. Manufacturers' marks will be recorded, if present, and date and place of manufacture will be specified when possible. Tobacco pipes will be characterized by the shapes of bowls and diameter of bore holes. Decorations or makers' marks will be recorded if present, and a date and place of manufacture specified when possible.

Detailed analysis of the Phase III historical assemblage will include the determination of minimum number of items (MNIs) within each analytically distinct unit, identification of the terminus post quem (TPQ) of artifacts for each context, and research on the dating of ceramic and glass vessels as well as other types of datable artifacts.

Faunal remains will be gently washed or dry brushed depending upon their stability. Faunal material will be inventoried using the standard Microsoft *Access* database and will be identified in terms of species and element. The bones will be identified to the lowest taxonomic level possible (i.e., species) and the portion (distal, shaft, etc.). Unidentifiable bone will be designated to the most basic taxonomic (large mammal, small bird, etc.) and element categories. The natural and cultural processes that affect each bone, including rodent and carnivore chewing, weathering, burning, and butchery will also be recorded in the inventory.

Site interpretation will include stratigraphic and spatial analyses. The context numbers assigned to the individual archaeological proveniences will be assembled into a Harris Matrix for each unit or grouping of units to graphically represent the temporal and spatial relationships between soil layers. These matrices will be used to establish a sequence of analytical units, each of which represents a unique depositional event, which, in turn, can be associated with a specific household or time period. A Harris Matrix of the site, with analytical units enumerated, will be constructed to illustrate the depositional history of the farmstead. Spatial analysis of artifact distributions using contouring software will be carried out with materials recovered from all phases of the investigation.

The information from laboratory analysis will be entered into a Microsoft *Access* database. The database is designed to facilitate the generation of tables of artifact subassemblages from the sites, as well as to generate data for mapping analysis. Following completion of the analysis, artifacts and field records from all phases of the investigation will be prepared for curation in accordance with the processing and curation guidelines outlined by the Maryland Historical Trust (Seifert 2005). Artifacts will be curated at an approved Maryland repository.

REPORT PREPARATION

Following completion of the laboratory and data analysis, a report of the data recovery investigations will be prepared. The report will present details of the methodology and assumptions of the research, a site-specific historical background summarizing the results of earlier phases of work and providing new details, the results of the field investigation, and the analysis of the data collected. The report will be illustrated with historical maps, maps of archaeological investigations, high-quality photographs, and soil profile drawings as needed to document the investigations and support conclusions. The report will include a bibliography of references and a catalog of the artifacts recovered. The purpose of the report will be to weave together the results of the historical research and archaeological investigation to synthesize and interpret the Brumbaugh family's century-and-a-half-long tenure on their Washington County farm and to contextualize their household within the larger community.

PUBLIC OUTREACH

The public outreach component of the data recovery project at the Brumbaugh-Kendle-Grove Farmstead will consist of the development of web pages hosted on the County's website that will present the field effort, research, and results of the investigation in a manner interesting to a public audience. Proposed web pages include a brief description of the project, a background page that summarizes the history of the site, a page providing highlights of the fieldwork, thematic interpretive pages addressing some of the research questions, further reading, and galleries of artifact and field photographs.

Mapping will be at scales that prevent actual site location. Press releases in the form of postcards and email evites will be distributed to local libraries, schools, historical societies, township offices, and other appropriate institutions to introduce the site to the community.

SCHEDULE

The fieldwork is expected to take 10 weeks, concurrently with the historical research. Processing and analysis of artifacts will take 10 weeks, and report preparation and production an additional 12 weeks. Artifacts will be prepared for curation concurrently with report preparation. AECOM will submit the report to the FAA and the County for a 4-week review period. Upon acceptance of the report, AECOM will develop the public outreach website, which is expected to take approximately 4 weeks, with an additional 4-week review period for the FAA and the County. In sum, from the beginning of fieldwork through the launching of the website is expected to take approximately 11 months.

REFERENCES CITED

Adams, William Hampton
1990 Landscape Archaeology, Landscape History, and the American Farmstead. *Historical Archaeology* 24(4):93-101.

Barse, William P., Alaina Marie Eichinger, Martin B. Abbot, and E. Madeleine Scheerer
2001 Phase I Terrestrial Archeological Survey and Historic Architectural Resource Survey for Runway 9-27 Extension and Relocation US Route 11. Prepared for Hagerstown Regional Airport. URS Corporation, Florence, New Jersey.

Beaudry, Mary C.
2001–2002 Trying to Think Progressively about 19th-Century Farms. *Northeast Historical Archaeology* 30-31:129-142.

Brown, Marvin
2001 Brumbaugh-Kendle-Grove Farmstead, Maryland Historical Trust, Maryland Inventory of Historic Properties Form. On file, Maryland Historic Trust, Crownsville.

Burrow, Ian
1997 We've Got Thousands of These Here Too!: Significance Assessment and Farm Archaeology in New Jersey. *Archaeological Society of New Jersey Bulletin* 52:25-28.

Carman, John
2013 *Archaeologies of Conflict*. Bloomsbury, London, UK.

Federal Aviation Administration (FAA)
2011 Memorandum of Agreement among the Federal Aviation Administration, The Maryland State Historic Preservation Officer, and the Washington County Commissioners Regarding the Treatment of the Brumbaugh-Kendle-Grove Farmsted at Hagerstown Regional Airport, Washington County, Maryland.

Friedlander, Amy
1991 House and Barn; The Wealth of Farmers, 1795-1815. *Historical Archaeology* 25(2):15-29.

Hart, John P., and Charles L. Fisher (editors)
2000 *Nineteenth- and Early Twentieth-Century Domestic Site Archaeology in New York State.* New York State Museum Bulletin 495. The University of the State of New York, The State Education Department, Albany, New York.

Hartle, Richard Lee
1999 The Descendants of Johann Jacob Brumbaugh. Rev'd September 1, 1999. Typescript on file, Washington County Historical Society, Hagerstown, MD.

Klein, Terry H., George L. Miller, Mark D. Shaffer, Wade P. Catts, Mary C. Beaudry, Lu Ann De Cunzo, and Dena Doroszenko
2001-2002 The Archaeology of 19th-Century Farmsteads: The Results of a Workshop Held at the 1997 Annual Meeting of the Council for Northeast Historical Archaeology. *Northeast Historical Archaeology* 30-31:9-14.

Koons, Kenneth E.
2000 "The Colored Laborers Work as Well as When Slaves": African Americans in the Breadbasket of the Confederacy, 1850–1880. In *Archaeological Perspectives on the American Civil War*, edited by Clarence R. Geier and Stephen R. Potter, pp. 229–252. University Press of Florida, Gainesville.

Lake, Griffing & Stevenson
1877 An Illustrated Atlas of Washington County, Maryland. Lake, Griffing & Stevenson, Philadelphia, Pennsylvania.

Louis Berger & Associates, Inc.
1986 *Hamlin Site (28Wa532) Archaeological Data Recovery I-78, (103) Section Four Pohatcong Township, Borough of Alpha, Warren County, New Jersey.* Prepared for Federal Highway Administration and New Jersey Department of Transportation, Bureau of Environmental Analysis. Louis Berger & Associates, Inc., The Cultural Resource Group, East Orange, New Jersey.

Pollard, Tony, and Iain Banks
2013 Why a Journal of Conflict Archaeology and Why Now? *Journal of Conflict Archaeology* 1(1):iii–vii.

Saunders, Nicholas J.
2012 *Beyond the Dead Horizon: Studies in Modern Conflict Archaeology*. Oxbow Books, Oxford, UK.

Scott, Douglas, Richard Fox, Melissa A. Connor, and Dick Harmon
1989 Archaeological Perspectives on the Battle of the Little Big Horn. University of Oklahoma Press, Norman.

Seifert, Betty L.
2005 Technical Update No. 1 of the Standards and Guidelines for Archeological Investigations in Maryland: Collections and Conservation Standards. Maryland Historical Trust, Crownsville.

Shackel, Paul A.
2000 "Four Years of Hell": Domestic Life in Harpers Ferry during the Civil War. In *Archaeological Perspectives on the American Civil War*, edited by Clarence R. Geier and Stephen R. Potter, pp. 217–228. University Press of Florida, Gainesville.

Shaffer, Gary D., and Elizabeth J. Cole
1994 Standards and Guidelines for Archeological Investigations in Maryland. Maryland Historical Trust, Crownsville.

Taggart, Thomas
1859 A Map of Washington Co. Maryland. L. McKee and C. G. Robertson, Hagerstown, Maryland.

Versaggi, Nina M.
2000 Decoding the Message in the Midden: What Can Nineteenth-Century Sheet Refuse Tell Us? In *Nineteenth- and Early Twentieth-Century Domestic Site Archaeology in New York State,* John P. Hart and Charles L. Fisher, editors, pp. 45-62. New York State Museum Bulletin 495. The University of the State of New York, The State Education Department, Albany, New York.

Williams, Thomas J. C.
1906 *A History of Washington County, Maryland.* Vol. II. Hagerstown, Maryland.

Wilson, John S.
1990 We've Got Thousands of These! What Makes an Historic Farmstead Significant? *Historical Archaeology* 24(2):23-33.

Appendix C

Qualifications of Key Personnel

Joel Dworsky, M.A., RPA
Archaeologist/Geospatial Analyst

Education	**Years of experience**	**Years with AECOM**
M.A. - William and Mary - 2010 B.A. - Millersville University – 2005	14	6

Training
Advisory Council on Historic Preservation - Section 106 Essentials Training, 2016
OSHA 29 CFR 1910.120 HAZWOPER 40-Hour Certification Course, 2009
8-Hour Annual HAZWOPER Refresher Course (AECOM Corporation, 2017)
Williams Pipeline Safety Training
Shell Safety Training
Consol Energy Safety Training
PEC- Safe Gulf/ Safe Land USA Training

Professional affiliations
Register of Professional Archaeologist
Philadelphia Archaeological Forum
Council for Northeast Historical Archaeology
Archaeological Society of New Jersey

Professional history

Joel Dworsky joined AECOM in 2012 and has 14 years of experience in archaeology and cultural resources management. He has participated in the excavation of sites throughout New England, the Mid-Atlantic, and Bermuda. As an archaeological principal investigator at AECOM, his responsibilities include overseeing fieldwork, client consultation, and report preparation. Joel Dworsky also works as a GIS specialist wherein he conducts a variety of spatial analyses (predictive modeling, cut/fill, landscape reconstruction, as-built road analysis, GIS palimpsest analysis) as well as collecting and preparing GPS data, and managing GIS databases. Mr. Dworsky is responsible for ensuring the accurate integration of field and laboratory data into a cohesive and comprehensive GIS database to facilitate spatial analysis. Mr. Dworsky's archaeological experience encompasses pre-contact, historic and industrial archaeology.

Selected project experience with AECOM

Hagerstown Regional Airport Phase I-III mitigation, Washington County Maryland, Hagerstown Maryland, - Co-Principal Investigator, Archaeologist, GIS Analyst, Author - Phase I-III archaeological investigations at the Brumbaugh Kendall Grove Farmstead in Washington County Maryland. Excavations were performed in advance the demolition of a historic structure. Field Excavation (Phase I-III), GIS Palimpsest analysis, Background Research, Archaeological Monitoring and Report Preparation.

I-84 Hartford Interchange, Connecticut Department of Transportation, Hartford, Connecticut - Archaeologist, Principal Investigator, GIS Analyst, Author - Conducted a cultural resource assessment of the archaeological rescores which was utilized as part of an alternatives analysis. Conducted and As-built road analysis, GIS palimpsest analysis, Cut/Fill analysis in order to derive an archaeological sensitivity and archeological potential designation for properties within the proposed APE. Made recommendations about the need for future cultural resources work associated with the undertaking.

New Haven Downtown Crossing, Connecticut Department of Transportation, New Haven, Connecticut - Principal Investigator, Archaeologist, GIS Analyst, Primary Author - Phase IB archaeological survey of a proposed realignment and expansion of I-34 in downtown New Haven Connecticut performed on behalf of the Connecticut DOT. Drafted report containing archaeological and historical background, results of exploratory testing as well as recommendations about the need for future cultural resource work.

Archaeological Investigations of the I-95/Girard Ave. Improvements Project, Pennsylvania Department of Transportation, Philadelphia, Pennsylvania - GIS Lead, Archaeologist, Database designer, Author - Study conducted for the Pennsylvania Department of Transportation, Engineering District 6-0. Manages the database which contains all of the plotted excavation data for the ongoing Phase IB, II, and III archaeological investigations along a three-mile long portion of the Interstate 95 highway corridor. Have also overseen the creation the 3-D reconstruction of historic landscape and built environment to aid in interpretation and spatial analysis.

Bartram's Mile Schuylkill River Trail Monitoring Project, City of Philadelphia, Philadelphia, Pennsylvania - Archaeologist, Field Archaeologist, GIS analyst & Author - Oversaw the mechanical stripping of areas along the western bank of the Schuylkill River in Philadelphia, PA in advance of the construction of a recreational trail. Discovered intact historic railroad buildings and registered a site. Worked with the PA SHPO to preserve the resource and incorporate it into the project design.

U.S. Coastguard Station Shinnecock, United States Coast Guard, Shinnecock, New York - Principal Investigator, Archaeologist, GIS Analyst, Author - Phase IA/B archaeological survey for the proposed construction of a new facility at U.S. Coastguard Station Shinnecock. Field Survey, GIS Palimpsest analysis, Background Research, Archaeological Monitoring and Report Preparation.

Wyck house, WYCK, Germantown Philadelphia, Pennsylvania - Principal Investigator, Archaeologist, GIS Analyst, Author - Archaeological Monitoring for the historic fence restoration effort as the Wyck House in Germantown, Philadelphia, Pa. Background Research, Archaeological Monitoring and Report Preparation.

Japanese Bazaar, Friends of Shufuso Japanese House, Fairmount Park – Philadelphia, Pennsylvania - (Archaeologist/Primary Author) - Compiled the report on the excavation at the site of the Japanese Bazaar which was part of the 1876 Centennial Exhibition in Fairmount park, Philadelphia. The report described the findings of the GPR survey, shovel testing survey and test unit excavations conducted during the summer of 2015 and provided options for future work and site interpretation.

Carr Garden Phase IB & II Investigation, Historic Bartram's Garden, Philadelphia, Pennsylvania - Archaeologist, Primary Author - Compiled a unified report for two surveys conducted at Bartram's Garden Park, Philadelphia, Pennsylvania. The report described shovel testing conducted in advance of geothermal well boring and the Phase II effort focused on a historic garden restoration.

Lake Lenape Dam, New Jersey Department of Environmental Protection, Hamilton Township, Atlantic County, New Jersey - Principal Investigator, Archaeologist, GIS Analyst, Author - Phase Ia and Monitoring of the Lake Lenape Dam West Embankment repair effort on behalf of Atlantic County, NJ. Field Survey, GIS Palimpsest analysis, Background Research, Archaeological Monitoring and Report Preparation.

ACE PHI Churchtown/Deepwater, Atlantic City Electric, Salem County, New Jersey - Principal Investigator, GIS Analyst, Primary Author - Phase 1B survey of a power line corridor for Atlantic City Electric in advance of the installation of new high voltage monopole electrical towers in Salem County, NJ.

Penn East Pipeline, UGI, Pennsylvania and New Jersey (various) - Archaeologist/GIS Analyst - Designed and help to implement a shovel testing strategy for the Phase 1 testing of miles of pipeline ROW that comprise the project APE. Managed and updated the GIS with data coming in from the field and generated new route recommendations based on that data. FERC compelled the section 106 survey of this area in advance of the construction of a gas pipeline proposed by UGI Company.

New Haven CATEX, City of New Haven Connecticut, New Haven, Connecticut - Principal Investigator, Archaeologist, GIS Analyst, Primary Author - Archaeological assessment of a proposed realignment and expansion of I-34 in downtown New Haven Connecticut performed on behalf of the Connecticut DOT. Drafted report containing archaeological and historical background and archaeological sensitivity assessments, GIS palimpsest analysis, as well as recommendations about the need for future cultural resource work.

Capitol Corridor Rail Transit Study, New Hampshire Department of Transportation, Concord, Merrimack County, Manchester and Nashua, Hillsborough County, New Hampshire - Principal Investigator, Archaeologist, GIS Analyst, and Primary Author - Tier 1 NEPA study of a rail transportation corridor for and proposed commuter rail station locations performed on behalf of the NHDOT and MASS DOT. Drafted report containing archaeological and historical background, GIS palimpsest analysis, and archaeological sensitivity assessments for a roughly 70 mile project corridor as well as recommendations about the need for future cultural resource work.

Raritan-Millstone Flood Wall Control Project, New Jersey American Water, Bridgewater, New Jersey - Archeologist, GIS Analyst, Principal Author - Phase 1A Archaeological Survey. Conducted archaeological/historical background research, literature survey, GIS palimpsest analysis, and field reconnaissance to assess the potential impact of the proposed modification and expansion the flood control walls at New Jersey American Water's wastewater treatment plant located at the confluence of the Millstone and Raritan Rivers in Somerset County, NJ.

Pennsylvania Turnpike Commission, Pennsylvania Department of Transportation, Chester County, Pennsylvania - Archaeologist, Author - Phase IB Archaeological Survey for the PTC Turnpike Total Milepost 312 To 31. Co-authored and prepared the addendum report to the initial Phase IB archaeological assessment which included the identification analysis of two sites in Chester County, PA, one prehistoric and the other 19th century historic.

Sunbury Transmission Line Project, UGIS, Sunbury, Pennsylvania - Archaeologist/GIS Analyst - Designed and help to implement a shovel testing strategy for the Phase 1 testing of 33 miles of pipeline ROW that comprise the project APE. Managed and updated the GIS with data coming in from the field and generated new route recommendations based on that data. FERC compelled the section 106 survey of this area in advance of the construction of a gas pipeline proposed by UGI Company.

Bartram's Garden South Meadow Monitoring, Philadelphia Airport, Philadelphia, Pennsylvania -Archaeologist, Field Archaeologist, GIS analyst, and Author - Oversaw the mechanical stripping of areas adjacent to a known prehistoric site along the Schuylkill River in Philadelphia, PA. Discovered new components to the known site. Excavated, mapped and reported new findings in a report addendum.

Constitution Pipeline Project, Williams Companies, INC, New York and Pennsylvania - Field Archaeologist, GIS Specialist, Principal Data Manager, contributing author - Phase I survey of a more than 200 mile stretch of northern PA and central NY. FERC conducted the Section 106 survey of this area in advance of the construction of a gas pipeline proposed by Williams Gas Company. The survey uncovered many prehistoric and historic sites many of which are awaiting Phase II investigation. Designed and help to implement a shovel testing strategy for the Phase 1 testing of the pipeline ROW that comprised the project APE. Managed and updated the GIS with data coming in from the field and generated new route recommendations based on that data.

Select Publications + Conferences

2016 Archaeology of the 1876 Japanese Bazaar in Philadelphia. With Rebecca White. Gloucester County Chapter of the Archaeological Society of New Jersey Meeting

2015 Washington Stepped Here. Discussion of finds from Bartram's Garden in Philadelphia. Philadelphia Archaeological Forum, Philadelphia, Pennsylvania.

2015 Working on the Railroad: The Enigma of a Late 19th Century Railroad Bunkhouse. Philadelphia Archaeological Forum, Philadelphia, Pennsylvania.

2007 Deep-Well Excavation: An Archaeological Case Study. With Dr. Timothy Trussell. Journal of Middle Atlantic Archaeology.

Grace H. Ziesing, M.A., RPA

Senior Archaeologist

Education	Years of experience	Years with AECOM
A.B., Anthropology, University of California, 1982 M.A., Archaeology, Boston University, 1991	27	7

Training

Environmental Review and Compliance for Natural Gas Facilities, Federal Energy Regulatory Commission, 2015
OSHA 29 CFR 1910.120 HAZWOPER 40-Hour Certification Course, 2014 & annual updates
Relational Database Certificate Program, Temple University, 2011
Section 106 Review, Advisory Council on Historic Preservation, 2001

Professional affiliations

Society for Historical Archaeology, 1987-Present
Council for Northeast Historical Archaeology, 2004-Present
Society for Pennsylvania Archaeology, 2010-Present

Professional history

Grace Ziesing has 27 years of full-time professional experience in the fields of historical archaeology and Cultural Resources Management. She has collaborated on, directed, or conducted archaeological projects in New Jersey, southeastern Pennsylvania, New York, Delaware, northern California, Massachusetts, and Greece. These projects include testing and data recovery excavations in Philadelphia, Valley Forge National Historical Park, central New Jersey, rural California, and urban Sacramento and the Bay Area; archaeological sensitivity studies, testing plans, and mitigation strategies for both urban and rural settings in the mid-Atlantic region and California; and reporting of results for numerous field investigations throughout the east and California. Ms. Ziesing is also experienced in contract management, project coordination, and staff supervision. She has managed large, multi-task contracts, which included project scoping, budget development and tracking, staffing, maintaining client contacts, and coordinating tasks. She also has extensive editorial and report production experience, including both technical and substantive editing, graphics development, and report design. Ms. Ziesing is also skilled in the development of GIS for cultural resources and the use of relational databases for the management of large datasets. She is the author or co-author of more than 40 technical reports and 15 professional papers, has co-written a popular book on the Boott Mills boardinghouses in Lowell, Massachusetts, and co-produced a video on historical archaeology in West Oakland, California.

Selected project experience with AECOM

Cultural Resources Services, DelDOT – Program Manager – Master Services Agreement with the Delaware Department of Transportation to provide archaeological and architectural history services, as needed. Projects to date include the Park Avenue Reroute architectural history survey in Sussex County, the U.S. 13 Lochmeath Way to Puncheon Run architectural history survey in Kent County, and the Kenton Road Phase I archaeological survey in Kent County.

Brumbaugh-Kendle-Grove Farmstead Project, Hagerstown, Maryland – Co-Principal Investigator – MOA compliance for an eighteenth through late nineteenth-century farmstead that is slated to be demolished. Work includes data recovery excavations, recordation of standing structures, and identification of salvable architectural items.

PennEast Natural Gas Pipeline Project, New Jersey – Principal Investigator – Phase I archaeological investigation of 38-mile natural gas pipeline project in Hunterdon and Mercer Counties, New Jersey. Work included development of sensitivity analysis and project scoping; coordination with the New Jersey State Historic Preservation Office and federally recognized Native American tribes; extensive field coordination of large crews and multiple mobilizations necessitated by property access limitations; and FERC-compliant reporting.

Delaware and Raritan Canal Dredging Project, Somerset County, New Jersey – Principal Investigator – Phase I archaeological survey of a portion of the Delaware and Raritan Canal, between Kingston Station and Amwell Road, in advance of dredging by the New Jersey Water Supply Authority. Work included development of a preliminary sensitivity study; coordination with the New Jersey Historic Preservation Office and the Army Corps of Engineers; Phase IB testing; and development of avoidance and protection measures, monitoring protocols, and an unanticipated discoveries plan. Two archaeological sites were identified, and measures were recommended to protect the sites during project activities.

Cedar Substation Expansion Project, Ocean County, New Jersey – Principal Investigator – Phase II investigation of two archaeological sites within the Cedar Substation Expansion Project. The sites consisted of a pre-contact, low-density lithic scatter and a historic-period charcoal pit. In addition to controlled excavation, work included geoarchaeological investigation and historical research. Both sites were determined to be not eligible for the National Register of Historic Places.

Pennsylvania Department of Transportation Archaeological Predictive Model Set – Quality Control Manager – project designed to assist in the planning of transportation projects in Pennsylvania. Provided administrative support and technical review for this ground-breaking project that used Geographic Information Systems to map prehistoric archaeological sensitivity throughout the state of Pennsylvania. Maintained client contact, submitted monthly updates, processed invoices, conducted meetings and issued minutes, and edited and produced project deliverables. The large-scale project included the production of seven stand-alone reports documenting stages of the work.

Hurricane Sandy Disaster Recovery—Community Development Block Grants, Shore Counties, New Jersey – Technical Reviewer – block grant applications to rehabilitate or reconstruct residential properties damaged by Hurricane Sandy. The FEMA grants are administered by the New Jersey Department of Environmental Protection and the undertakings are subject to Section 106 requirements. The applications go through several rounds of rigorous technical review before being submitted to the New Jersey State Historic Preservation Office.

Williams Leidy Southeast Natural Gas Pipeline Project, New Jersey – Principal Investigator – Phase I cultural resources survey of two proposed pipeline loops in Hunterdon, Somerset, and Mercer Counties, New Jersey. Each loop was approximately 6 miles long and crossed several small and medium-sized drainages, agricultural land, and residential developments. The fast-track project required extensive pre-field planning and mapping, and several reroutes necessitated multiple mobilizations. Fieldwork was guided by a GIS-based pre-contact sensitivity model and map-based historic-period sensitivity model. Shovel test unit locations were developed using GIS and were pinpointed in the field using GPS devices.

Rockaway Delivery Lateral Project, Kings and Queens County, New York – Principal Investigator – archaeological studies for a proposed pipeline that includes both offshore and onshore components and passes through Gateway National Recreation Area and a National Register of Historic Places property. The project required extensive consultation and coordination with the New York and New Jersey offices of historic preservation and the National Park Service. Work included the development of sensitivity studies, an unanticipated discoveries plan, and an archaeological monitoring work plan.

Atlantic City Electric Existing Transmission Line Rebuild & Upgrade Projects, New Jersey – Principal Investigator –cultural resources studies of numerous transmission line projects in southern New Jersey. All projects involved upgrading and/or rebuilding of existing lines, and cultural resources services included initiation of consultation with the New Jersey Historic Preservation Office, literature searches, sensitivity studies, and identification-level surveys.

Burlington Island Intensive Cultural Resources Assessment, City of Burlington, Burlington County, New Jersey –Principal Investigator – intensive study of Burlington Island in the Delaware River. The purpose of the study was to assess the likelihood for archaeological resources within the area of potential effects for the construction of a river-dredged soils disposal facility. The project area covered approximately 195 acres and included the location of one of the earliest historical archaeological investigations in New Jersey. The island itself was among the earliest Dutch settlements in the New World. The study involved extensive historical research, detailed study of historic-period maps using a GIS platform, and intensive topographic analysis.

Lewes and Rehoboth Canal Utility Line Crossing, Lewes, Sussex County, Delaware – Principal Investigator – Phase I and II archaeological investigation of a utility line across the Lewes and Rehoboth Canal. The undertaking included open trenching in the vicinity of the early seventeenth-century DeVries Palisade, the site of an ill-fated Dutch whaling station. The Delaware State Historic Preservation Office considered this one of the most important historic sites in Delaware. In order to protect the site and minimize the level cultural resources work that would be required, I worked closely with the engineers to develop ways to lessen construction impacts.

Phase I Archaeological Investigation, PPL Electric Utilities Northeast/Pocono Reliability Project – Principal Investigator – identification-level archaeological investigation of a 60-mile long transmission line in Luzerne, Lackawanna, and Wayne Counties, Pennsylvania, for PPL Electric Utilities. The project area crossed two physiographic zones and 13 municipalities. Work included an archaeological sensitivity study, development of a testing strategy for this geographically and historically diverse area, and field survey. Through consultation with the PPL design team, all archaeological resources were avoided and no additional cultural resources work was required.

10.1

10.2 **Archeological Overview and Assessment, Ellis Island, New York County, New York, and Hudson County, New Jersey** – Principal Investigator – study undertaken on behalf of the National Park Service to document all archaeological investigations that have been done at Ellis Island in the Statue of Liberty National Monument in New York Harbor. The report summarized and evaluated more than 35 previous reports, assessed the status of archaeological studies on the island, and updated the recordation of 13 sites. In addition to completing site record forms for New Jersey and New York historic preservation offices, the project included data collection and condition assessments within the NPS's Archeological Sites Management Information System (ASMIS). Archeological Overview and Assessment reports are critical planning tools for the parks in the NPS system.

10.3

Phase IA Cultural Resources Assessments, Salem, Mercer, and Bergen Counties, New Jersey – Principal Investigator – cultural resources sensitivity studies for public- and private-sector clients in New Jersey and New York including the Federal Aviation Administration, DuPont Corporate Remediation Group, and W.R. Grace & Co. The reports combine comprehensive overviews of the pre-contact and historic periods with detailed analyses of historical maps and aerial photographs in a GIS platform to determine archaeological sensitivity and provide recommendations for additional work.

Publications + Conferences

2015 Josiah Eddy, George Washington, and the Complexity of the Past: Thoughts on African American Identity in Nineteenth-Century Philadelphia. With Rebecca Yamin. In The Archaeology of Race in the Northeast, edited by Christopher N. Matthews and Allison Manfra McGovern. University Press of Florida, Gainesville.

2010 Before We Dig: What MIGHT Be There, with Rebecca Yamin. Archaeology Month public forum, Philadelphia, Pennsylvania.

2010 Josiah Eddy, George Washington, and the Complexity of the Past, with Rebecca Yamin. Society for Pennsylvania Archaeologists Annual Meeting, Greensburg, Pennsylvania; and (revised and expanded) Council for Northeast Historical Archaeology Annual Meeting, Lancaster, Pennsylvania.

2009 The Changing Landscapes of Pottsgrove Manor, Pottstown, Pennsylvania, with Matthew D. Harris. Council for Northeast Historical Archaeology annual meeting, Québec, Canada.

2009 On the Road to Raritan Landing, with Rebecca Yamin and Matthew Harris. Middlesex County Cultural and Heritage Commission's Conference. An Afternoon of History & Archaeology," Piscataway, New Jersey.

2009 The Eddy Brothers of Philadelphia: Barbering and Social Positioning in a Nineteenth-Century African American Community, with Rebecca Yamin and Douglas C. McVarish. Society for Historical Archaeology Annual Conference, Toronto, Canada.

2007 GIS, 3-D Modeling, and Archaeology at Valley Creek Mills, Valley Forge National Historical Park, with Matthew D. Harris. Society for Historical Archaeology Annual Conference, Williamsburg, Virginia.

2006 "A Pound of Flour": Bakeovens at Stirling's Quarters, Valley Forge National Historical Park. Society for Historical Archaeology Annual Conference, Sacramento, California.

2005 The Development of Prehistoric and Historic Sensitivity Models for Transportation System Planning in Delaware," with Matthew D. Harris and William J. Chadwick. Middle Atlantic Archaeological Annual Conference, Rehoboth Beach, Delaware.

2001 For a General Audience: Public Outreach at the Anthropological Studies Center,"with Adrian Praetzellis and Mary Praetzellis. Society for Historical Archaeology Annual Conference, Long Beach, California.

1999 Privy to the Past: Historical Archaeology in West Oakland, California. With Bill Levinson and Adrian Praetzellis. 30-minute video designed for a general audience. Alpha Spectrum Productions, Inc., Oakland, California.

1999 Buying In: The Effectiveness of Mass Marketing in West Oakland as Reflected in Clothing Choices, with Sunshine Psota. Society for Historical Archaeology Annual Conference, Salt Lake City, Utah.

1997 Not Just Another Farmstead: History, Archaeology, and Memory at the Bonfantes' Ranch. Society for California Archaeology Annual Conference, Rohnert Park, California.

Appendix D

SHOVEL TEST LOG

Brumbaugh-Kendle-Grove Shovel Test Log													
STP	N	E	Positive	Counts	Type	Strat	Opening	Closing	Horizon	1st Munsell	2nd Munsell	Texture	Artifacts/ Comments
N497.5, E470	497.5	470.0	H	10	Pre-Plotted STP	I	0	29	Ap	10YR3/3		SiLo	Ceramics, glass
	497.5	470.0	H	10	Pre-Plotted STP	II	29	43	Ab	7.5YR4/3	7.5YR4/4	SiCl	NCM, charcoal fragment
	497.5	470.0	NEG	0	Pre-Plotted STP	III	43	62	Br	5YR4/6		SiCl	Bedrock, NCM
N497.5, E477.5	497.5	477.5	H	8	Pre-Plotted STP	I	0	25	Ap	10YR3/3		SiCl	Ceramics
	497.5	477.5	H	8	Pre-Plotted STP	II	25	56	Fill	7.5YR4/4	7.5YR4/3	SiCl	Excavation terminated due to utility pipe at 56 cm, McDonalds straw excavated at ~50 cm
N497.5, E485	497.5	485.0	H	10	Pre-Plotted STP	I	0	19	Ap	10YR3/3		SiLo	Ceramics, iron bolt, discarded brick fragments
	497.5	485.0	H	10	Pre-Plotted STP	II	19	29	Br	7.5YR4/4		SiCl	Plastic, NCM, 20% sub-angular gravel
N497.5, E492.5	497.5	492.5	NEG	0	Pre-Plotted STP	I	0	14	A	10YR3/3		SiLo	NCM, 30% sub-angular gravel
	497.5	492.5	NEG	0	Pre-Plotted STP	II	14	15	Bedrock			R	Bedrock, NCM
N505, E455	505.0	455.0	H	20	Pre-Plotted STP	I	0	16	Ap			SiLo	Historics
	505.0	455.0	H	20	Pre-Plotted STP	II	16	21	Ap2			SiLo	Historics
	505.0	455.0	NEG	0	Pre-Plotted STP	III	21	31	B			SiCl	NCM
N505, E462.5	505.0	462.5	W/O	0	Pre-Plotted STP								Previously excavated
N505, E470	505.0	470.0	H	1	Pre-Plotted STP	I	0	21	A	10YR3/3		SiLo	Glass
N505, E462.5	505.0	470.0	H	1	Pre-Plotted STP	II	21	31	Br	10YR5/6		Silo mixed w/ SiCl	Bedrock, NCM
N505, E477.5	505.0	477.5	H	31	Pre-Plotted STP	I	0	17	A	10YR3/3		SiLo	Glass, ceramic, nail
	505.0	477.5	NEG	0	Pre-Plotted STP	II	17	18	Bedrock				NCM
N505, E485	505.0	485.0	H	36	Pre-Plotted STP	I	0	33	Ap	10YR3/3		SiLo	Redware, square nails, bone, tooth, vessel glass, refined earthenware
	505.0	485.0	NEG	0	Pre-Plotted STP	II	33	43	B	7.5YR4/4		Silo mixed w/ SiCl	NCM
N505, E492.5	505.0	492.5	H	13	Pre-Plotted STP	I	0	22	Ap	10YR3/3		SiLo	Redware, whiteware, bone
	505.0	492.5	NEG	0	Pre-Plotted STP	II	22	32	Br	7.5YR4/4		Silo mixed w/ SiCl	Bedrock, NCM
N512.5, E455	512.5	455.0	H	48	Pre-Plotted STP	I	0	9	Ap	10YR3/3		SiLo	Ceramics, nails
	512.5	455.0	H	48	Pre-Plotted STP	II	9	30	Ap2	10YR5/6		SiLo	Ceramics, nails
	512.5	455.0	NEG	0	Pre-Plotted STP	III	30	40	B	7.5YR4/4		Silo mixed w/ SiCl	NCM
N512.5, E462.5	512.5	462.5	H	155	Pre-Plotted STP	I	0	20	Ao	10YR3/3		SiLo	Historics (Ceramics and nails)
	512.5	462.5	H	155	Pre-Plotted STP	II	20	53	Fill	10YR3/3	10YR5/6	SiLo	Historics
	512.5	462.5	NEG	0	Pre-Plotted STP	III	53	63	B	7.5YR4/4		SiCl	NCM
N512.5, E485	512.5	485.0	H	21	Pre-Plotted STP	I	0	23	A	10YR3/3		SiLo	Metal fence hinge, nails, bone, redware, shell
	512.5	485.0	NEG	0	Pre-Plotted STP	II	23	33	B	7.5YR4/4		Silo mixed w/ SiCl	NCM
N512.5, E492.5	512.5	492.5	H	25	Pre-Plotted STP	I	0	26	A	10YR3/3		SiLo	Slipware, shell, wrought nails, wire nails, redware
	512.5	492.5	NEG	0	Pre-Plotted STP	II	26	36	B	7.5YR4/4		SiCl	NCM
N520, E455	520.0	455.0	H	65	Pre-Plotted STP	I	0	38	Ap	10YR3/3		SiLo	Cut nails, redware, whiteware
	520.0	455.0	NEG	0	Pre-Plotted STP	II	38	48	B	7.5YR4/4		Silo mixed w/ SiCl	NCM
N520, E462.5	520.0	462.5	H	9	Pre-Plotted STP	I	0	20	A	10YR3/3		SiLo	Shell, salt glaze, glass (STP offset 3 meters south)

Brumbaugh-Kendle-Grove Shovel Test Log													
STP	N	E	Positive	Counts	Type	Strat	Opening	Closing	Horizon	1st Munsell	2nd Munsell	Texture	Artifacts/ Comments
	520.0	462.5	NEG	0	Pre-Plotted STP	II	20	21	Bedrock				NCM
N520, E485	520.0	485.0	NEG	0	Pre-Plotted STP	I	0	18	A	10YR3/3		SiLo	NCM
	520.0	485.0	NEG	0	Pre-Plotted STP	II	18	28	B	7.5YR4/4		SiCL	NCM
N520, E492.5	520.0	492.5	H	1	Pre-Plotted STP	I	0	17	A	10YR3/3		Silo	Glass
	520.0	492.5	NEG	0	Pre-Plotted STP	II	17	28	B	7.5YR4/4		SiCl	NCM
N527.5, E455	527.5	455.0	H	27	Pre-Plotted STP	I	0	20	Ap	10YR3/3		SiLo	Whiteware, redware, nails, glass
	527.5	455.0	NEG	0	Pre-Plotted STP	II	20	30	B	7.5YR4/4		SiCL	NCM
N527.5, E470	527.5	470.0	H	34	Pre-Plotted STP	I	0	30	Ao	10YR3/3		SiLo	Whiteware, redware, nails, glass
	527.5	470.0	H	34	Pre-Plotted STP	II	30	40	Fill	10YR3/4		SiLo	Slipware, redware, glass, pearlware, hand-painted ceramic
	527.5	470.0	NEG	0	Pre-Plotted STP	III	40	56	Bedrock	7.5YR4/4		Silo mixed w/ SiCl	NCM
N527.5, E477.5	527.5	477.5	H	5	Pre-Plotted STP	I	0	21	Ao	10YR3/3		SiLo	Ceramics, glass
	527.5	477.5	H	5	Pre-Plotted STP	II	21	36	Fill	10YR3/4		SiLo	Geoteching, 80% gravel
	527.5	477.5	NEG	0	Pre-Plotted STP	III	36	46	B	7.5YR4/4		Silo mixed w/ SiCl	NCM
N527.5, E492.5	527.5	492.5	H	4	Pre-Plotted STP	I	0	17	Ao	10YR3/3		SiLo	Glass, whiteware, redware, hand-painted ceramic
	527.5	492.5			Pre-Plotted STP	II							Excavation terminated due to cut stone feature
N527.5, E500	527.5	500.0	W/O	0	Pre-Plotted STP								
N527.5, E507.5	527.5	507.5	H	3	Pre-Plotted STP	I	0	10	Ap	10YR3/3		SiLo	Redware, glass
	527.5	507.5	NEG	0	Pre-Plotted STP	II	10	20	Br				NCM, Bedrock
N535, E455	535.0	455.0	H	22	Pre-Plotted STP	I	0	22	Ap	10YR3/3		SiLo	Glass, redware, Creamware, milk glass, nail, whiteware
	535.0	455.0	NEG	0	Pre-Plotted STP	II	22	32	Br	7.5YR4/4		SiCl	NCM, Bedrock
N535, E470	535.0	470.0	H	39	Pre-Plotted STP	I	0	15	Ao	10YR3/2		SiLo	Redware, nails, glass, whiteware, earthenware. 20% sub-angular gravel
	535.0	470.0	H	39	Pre-Plotted STP	II	15	30	Ab	10YR4/4		SiLo	Redware, nails, glass, whiteware, earthenware. Redeposited A (displaced in landscape grading).
	535.0	470.0	NEG	0	Pre-Plotted STP	III	30	40	Bedrock				
N535, E477.5	535.0	477.5	NEG	0	Pre-Plotted STP	I	0	30	Fill	10YR4/6	10YR4/4	SiLo	Mixed clay w/ asphalt
	535.0	477.5	NEG	0	Pre-Plotted STP	II	30	47	Fill	10YR2/2		SiLo	Larger Geoteching, 90% gravel
	535.0	477.5	NEG	0	Pre-Plotted STP	III	47	60	B	7.5YR4/4		SiCl	NCM
N535, E485	535.0	485.0	H	15	Pre-Plotted STP	I	0	40	Fill	10YR3/2		SiLo	Metal spike/ nail, glass. Geoteching, 90% sub-angular cobbles/ gravels
	535.0	485.0	NEG	0	Pre-Plotted STP	II	40	50	B	10YR5/6		SiCl	NCM
N535, E492.5	535.0	492.5	W/O	0	Pre-Plotted STP								
N535, E500	535.0	500.0	W/O	0	Pre-Plotted STP								
N535, E507.5	535.0	507.5	H	12	Pre-Plotted STP	I	0	28	Fill	10YR4/3		SiLo	Wire, whiteware, metal, glass
	535.0	507.5	H	12	Pre-Plotted STP	II	28	42	Apb	7.5YR3/3		SiLo	Metal hook
	535.0	507.5	NEG	0	Pre-Plotted STP	III	42	43	Br				Bedrock, NCM
N542.5, E455	542.5	455.0	H	84	Pre-Plotted STP	I	0	26	Ap	10YR3/3		SiLo	Glass, redware, Creamware, whiteware, metal. 40% sub-angular gravel

Brumbaugh-Kendle-Grove Shovel Test Log													
STP	N	E	Positive	Counts	Type	Strat	Opening	Closing	Horizon	1st Munsell	2nd Munsell	Texture	Artifacts/ Comments
	542.5	455.0	H	84	Pre-Plotted STP	II	26	46	Ap2	10YR4/4		SiLo	Compacted glass, Creamware, redware, metal, nails, stoneware, whiteware. 40% Geoteching
	542.5	455.0	NEG	0	Pre-Plotted STP	III	46	56	Br	7.5YR4/4		SiCl	NCM, decaying bedrock
N542.5, E470	542.5	470.0	W/O	0	Pre-Plotted STP								
N542.5, E477.5	542.5	477.5	W/O	0	Pre-Plotted STP								
N542.5, E485	542.5	485.0	W/O	0	Pre-Plotted STP								
N542.5, E492.5	542.5	492.5	W/O	0	Pre-Plotted STP								
N542.5, E500	542.5	500.0	W/O	0	Pre-Plotted STP								
N542.5, E507.5	542.5	507.5	W/O	0	Pre-Plotted STP								
N542.5, E515	542.5	515.0	W/O	0	Pre-Plotted STP								
N550, E455	550.0	455.0	H	2	Pre-Plotted STP	I	0	35	Ap	10YR3/3		SiLo	Glass, whiteware
	550.0	455.0	NEG	0	Pre-Plotted STP	II	35	50	Ap2	10YR4/4		SiLo	NCM, compacted bedrock
	550.0	455.0	NEG	0	Pre-Plotted STP	III	50	60	Br	7.5YR4/4		SiCl	NCM, compacted bedrock
N550, E462.5	550.0	462.5	H	4	Pre-Plotted STP	I	0	25	Ao	10YR3/3		SiLo	Glass, redware, nail
	550.0	462.5	H	4	Pre-Plotted STP	II	25	42	Fill	10YR4/4		SiLo	Glass, nail
	550.0	462.5	NEG	0	Pre-Plotted STP	III	42	70	Bedrock	10YR4/2		SiCl	NCM, very developed, compacted B-HRZN
N550, E470	550.0	470.0	W/O	0	Pre-Plotted STP								
N550, E477.5	550.0	477.5	W/O	0	Pre-Plotted STP								
N550, E485	550.0	485.0	H	3	Pre-Plotted STP	I	0	48	Fill	10YR4/3		SiLo	Whiteware. Excavation terminated due to structure encountered at 30 cm
N550, E492.5	550.0	492.5	W/O	0	Pre-Plotted STP								
N550, E500	550.0	500.0	W/O	0	Pre-Plotted STP								
N550, E507.5	550.0	507.5	H	7	Pre-Plotted STP	I	0	30	Ao	10YR4/3		SiLo w/ 80% large angular gravels	Brick, pressed glass, iron spike
	550.0	507.5	NEG	0	Pre-Plotted STP	II	30	31	B	10YR5/6		Clay	NCM. Strat is very thin and located just above bedrock
	550.0	507.5	NEG	0	Pre-Plotted STP	III	31	32	Bedrock				Bedrock has long linear fracture
N550, E515	550.0	515.0	H	3	Pre-Plotted STP	I	0	30	Ap	10YR4/3		SiLo	Stoneware, brown glass, whiteware
	550.0	515.0	NEG	0	Pre-Plotted STP	II	30	40	Bedrock				NCM., bedrock
N557.5, E462.5	557.5	462.5	H	6	Pre-Plotted STP	I	0	35	Ap	10YR4/3		SiLo	Plastic, glass. 5-10% sub-angular gravel
	557.5	462.5	NEG	0	Pre-Plotted STP	II	35	70	Fill	10YR5/6		SiLo	Plastic
	557.5	462.5	H	6	Pre-Plotted STP	III	70	100	Ap	10YR5/4		SiLo	Salt glazed stoneware, redware. 5-10 % sub-angular gravel
	557.5	462.5	NEG	0	Pre-Plotted STP	IV	100	101	B	7.5YR4/4		SiCl	Excavation terminated at 100 cm. 25-30% angular gravel
N557.5, E470	557.5	470.0	W/O	0	Pre-Plotted STP								
N557.5, E477.5	557.5	477.5	W/O	0	Pre-Plotted STP								
N557.5, E485	557.5	485.0	W/O	0	Pre-Plotted STP								
N557.5, E497.5	557.5	497.5	W/O	0	Pre-Plotted STP								
N557.5, E500	557.5	500.0	W/O	0	Pre-Plotted STP								
N557.5, E507.5	557.5	507.5	W/O	0	Pre-Plotted STP								
N557.5, E515	557.5	515.0	W/O	0	Pre-Plotted STP								

Brumbaugh-Kendle-Grove Shovel Test Log													
STP	N	E	Positive	Counts	Type	Strat	Opening	Closing	Horizon	1st Munsell	2nd Munsell	Texture	Artifacts/ Comments
N565, E462.5	565.0	462.5	H	3	Pre-Plotted STP	I	0	25	Ap	10YR4/3		SiLo	Glass, redware
	565.0	462.5	NEG	0	Pre-Plotted STP	II	25	77	Fill	10YR5/6		SiLo	NCM
	565.0	462.5	H	3	Pre-Plotted STP	III	77	97	Ap2	10YR5/4		SiLo	Redware
	565.0	462.5	NEG	0	Pre-Plotted STP	IV	97	107	B	7.5YR4/4		SiCl	NCM
N565, E470	565.0	470.0	NEG	0	Pre-Plotted STP	I	0	11	Fill	10YR4/3		SiCl	Discarded brown bottle glass
	565.0	470.0	NEG	0	Pre-Plotted STP	II	11	26	Fill	10YR5/6	10YR5/4	Clay	NCM
	565.0	470.0	NEG	0	Pre-Plotted STP	III	26	32	Fill	10YR3/3		SiLo	NCM
	565.0	470.0	NEG	0	Pre-Plotted STP	IV	32	45	Fill	10YR2/2		SiLo	NCM. 90% gravel
	565.0	470.0	NEG	0	Pre-Plotted STP	V	45	55	Fill				NCM. Asphalt
N565, E477.5	565.0	477.5	NEG	0	Pre-Plotted STP	I	0	29	Fill	10YR4/3		SiCl	NCM. 60% angular gravels
	565.0	477.5	NEG	0	Pre-Plotted STP	II	29	40	Fill	7.5YR5/6		Clay	NCM. Angular gravels
	565.0	477.5	NEG	0	Pre-Plotted STP	III	40	72	Fill	10YR4/3		SiCl	Discarded glass. Asphalt inclusions
	565.0	477.5	NEG	0	Pre-Plotted STP	IV	72	81	Fill	10YR5/4		SiCl	NCM
	465.0	477.5	NEG	0	Pre-Plotted STP	V	81	90	Fill	10YR3/1		Cl Si	NCM. Asphalt, semi-hydric water inundation.
N565, E485	565.0	485.0	NEG	0	Pre-Plotted STP	I	0	10	Fill	10YR4/3	7.5YR4/4	SiLo	NCM
	565.0	485.0	NEG	0	Pre-Plotted STP	II	10	11					NCM
N565, E492.5	565.0	492.5	NEG	0	Pre-Plotted STP	I	0	10	Fill	10YR4/3	7.5YR4/4	SiLo	NCM
	565.0	492.5	NEG	0	Pre-Plotted STP	II	10	11					NCM
N565, E500	565.0	500.0	W/O	0	Pre-Plotted STP								
N565, E507.5	565.0	507.5	H	1	Pre-Plotted STP	I	0	13	Ao	10YR3/3		SiLo	Horseshoe. Geoteching
	565.0	507.5	NEG	0	Pre-Plotted STP	II	13	23	B	7.5YR4/4		SiCl	NCM
N565, E515	565.0	515.0	W/O	0	Pre-Plotted STP								
N565, E522.5	565.0	522.5	NEG	0	Pre-Plotted STP	I	0	2	Ap	10YR4/3		SiLo	NCM. Geoteching 95%
	565.0	522.5	NEG	0	Pre-Plotted STP	II	2	3	Bedrock				Bedrock
N572.5, E470	572.5	470.0	NEG	0	Pre-Plotted STP	I	0	10	Fill	10YR4/3	7.5YR4/4	Clay	NCM. 70 % asphalt gravels
	572.5	470.0	NEG	0	Pre-Plotted STP	II	10	30	Fill	10YR2/2			NCM. Asphalt gravels
	572.5	470.0	NEG	0	Pre-Plotted STP	III	30	40					NCM. Excavation terminated due to asphalt pavement
N572.5, E477.5	572.5	477.5	NEG	0	Pre-Plotted STP	I	0	15	Fill	10YR4/3	7.5YR4/4	Clay	NCM
	572.5	477.5	NEG	0	Pre-Plotted STP	II	15	25	Fill	10YR2/2			NCM
N572.5, E 485	572.5	485.0	NEG		Pre-Plotted STP	I	0	10	Fill	10YR4/3	7.5YR4/4	Clay	NCM
	572.5	485.0	NEG		Pre-Plotted STP	II	10	15	Fill	10YR2/2			NCM. Asphalt/ cinder gravels
	572.5	485.0	H		Pre-Plotted STP	III	15	30	Fill	10YR4/3		SiCl	Glass, bone, nails/wire
	572.5	485.0	NEG		Pre-Plotted STP	IV	30	40	Fill	10YR4/3		SiCl	NCM. 90 % gravel fill
	572.5	485.0	NEG		Pre-Plotted STP	V	40	52	Ap	10YR4/3	10YR5/6	SiCl	NCM. Potential buried Ap
	572.5	485.0	H		Pre-Plotted STP	VI	52	59	Fill	10YR5/3		Silt	Oyster shell, nails, redware
	572.5	485.0	H		Pre-Plotted STP	VII	59	69	Fill	10YR3/3		ClSi	Refined earthenware, Geoteching impasse
N572.5, E492.5	572.5	492.5	H	6	Pre-Plotted STP	I	0	21	Ao	10YR4/3		SiLo	Bottle glass, nails, 9mm bullet casing. 10 % Geoteching cobbles
	572.5	492.5	NEG	0	Pre-Plotted STP	II	21	34	Fill	10YR4/3	7.5YR4/4	Clay	NCM. Large, sub-angular Geoteching boulders
	572.5	492.5	NEG	0	Pre-Plotted STP	III	34	45	B	7.5YR4/4		SiCl	NCM
N572.5, E500	572.5	500.0	W/O	0	Pre-Plotted STP								
N572.5, E507.5	572.5	507.5	W/O	0	Pre-Plotted STP								

Brumbaugh-Kendle-Grove Shovel Test Log													
STP	N	E	Positive	Counts	Type	Strat	Opening	Closing	Horizon	1st Munsell	2nd Munsell	Texture	Artifacts/ Comments
N572.5, E515	572.5	515.0	NEG	0	Pre-Plotted STP	I	0	18	Ao	10YR3/3		SiLo	Shell (Discarded)
	572.5	515.0	NEG	0	Pre-Plotted STP	II	18	43	Fill	10YR3/3		SiLo	NCM. Geoteching 90%
	572.5	515.0	NEG	0	Pre-Plotted STP	III	43	53	B	7.5YR4/4		SiCl	NCM, Geoteching 60%
N572.5, E522.5	572.5	522.5	H	1	Pre-Plotted STP	I	0	5	Fill	10YR4/3		SiLo	Wire nail (Discarded)
	572.5	522.5	NEG	0	Pre-Plotted STP	II	5	15	B	7.5YR4/4		SiCl	NCM
N580, E470	580.0	470.0	W/O	0	Pre-Plotted STP								
N580, E477.5	580.0	477.5	NEG	0	Pre-Plotted STP	I	0	16	Fill	10YR4/3		SiCl	NCM
	580.0	477.5	NEG	0	Pre-Plotted STP	II	16	26	Fill	10YR7/3	10YR5/6	Compacted silt	Brick flecking
	580.0	477.5	H	1	Pre-Plotted STP	III	26	40	Fill	10YR6/3		Compacted silt	Glass
	580.0	477.5	NEG	0	Pre-Plotted STP	IV	40	41	Fill	10YR6/3		Compacted silt	Geoteching
N580, E485	580.0	485.0	W/O	0	Pre-Plotted STP								
N580, E492.5	580.0	492.5	W/O	0	Pre-Plotted STP								
N580, E507.5	580.0	507.5	W/O	0	Pre-Plotted STP								
N580, E530	580.0	530.0	W/O	0	Pre-Plotted STP								
N587.5, E477.5	587.5	477.5	NEG	0	Pre-Plotted STP	I	0	12	Ap	10YR3/4		SiLo	NCM. 30 % gravel
	587.5	477.5	NEG	0	Pre-Plotted STP	II	12	20	Fill	10YR4/3			NCM. Gravels
	587.5	477.5	NEG	0	Pre-Plotted STP	III	20	30	B	7.5YR4/4		SiCl	NCM. 10 % gravel
N587.5, E507.5	587.5	507.5	W/O	0	Pre-Plotted STP								
N587.5, E522.5	587.5	522.5	W/O	0	Pre-Plotted STP								
N595, E477.5	595.0	477.5	H	12	Pre-Plotted STP	I	0	18	Ap	10YR4/3		SiLo	Salt glazed stoneware, cut nail, glass, whiteware
	595.0	477.5	NEG	0	Pre-Plotted STP	II	18	28	B	7.5YR4/4		SiCl	NCM
N595, E515	595.0	515.0	W/O	0	Pre-Plotted STP								
N595, E522.5	595.0	522.5	W/O	0	Pre-Plotted STP								
N595, E537.5	595.0	537.5	NEG	0	Pre-Plotted STP	I	0	2	Ap	10YR4/3		SiLo	NCM
	595.0	537.5	NEG	0	Pre-Plotted STP	II	2	3	B	7.5YR4/4		SiCl	NCM. Geoteching
N602.5, E485	602.5	485.0	W/O	0	Pre-Plotted STP								
N602.5, E522.5	602.5	522.5	W/O	0	Pre-Plotted STP								
N602.5, E530	602.5	530.0	W/O	0	Pre-Plotted STP								
N602.5, E537.5	602.5	537.5	NEG	0	Pre-Plotted STP	I	0	14	Ap	10YR4/3		SiLo	Loose structure
	602.5	537.5	NEG	0	Pre-Plotted STP	II	14	24	Br	7.5YR4/4		SiCL	Bedrock
N610, E485	610.0	485.0	W/O	0	Pre-Plotted STP								
N610, E492.5	610.0	492.5	W/O	0	Pre-Plotted STP								
N610, E522.5	610.0	522.5	W/O	0	Pre-Plotted STP								
N610, E530	610.0	530.0	H	1	Pre-Plotted STP	I	0	16	Ap	10YR4/3		SiLo	Glass
N610, E530	610.0	530.0	NEG	0	Pre-Plotted STP	II	16	26	B	7.5YR4/4		SiCl	NCM
N610, E537.5	610.0	537.5	H	5	Pre-Plotted STP	I	0	16	Ap	10YR4/3		SiLo	Redware, glass, metal
	610.0	537.5	NEG	0	Pre-Plotted STP	II	0	16	Ap	7.5YR4/4		SiCl	NCM
N617.5, E492.5	617.5	492.5	W/O	0	Pre-Plotted STP								
N617.5, E522.5	617.5	522.5	W/O	0	Pre-Plotted STP								

Brumbaugh-Kendle-Grove Shovel Test Log													
STP	N	E	Positive	Counts	Type	Strat	Opening	Closing	Horizon	1st Munsell	2nd Munsell	Texture	Artifacts/ Comments
N625, E500	625.0	500.0	W/O	0	Pre-Plotted STP								
N625, E507.5	625.0	507.5	H	1	Pre-Plotted STP	I	0	7	Ap	10YR4/3		SiLo	Stoneware, brown glass, whiteware
N625 E507.5	625.0	507.5	NEG	0	Pre-Plotted STP	II	7	17	B	7.5YR4/4		SiCl	NCM
JUD1	467.0	473.0	H	4	Judgmental	I	0	21	Ap	10YR3/4		SiLo	Redware, brick frag
	467.0	473.0	NEG	0	Judgmental	II	21	28	Bw	7.5YR4/4		SiCl	NCM
	467.0	473.0	NEG	0	Judgmental	III	28	38	B	10YR5/8		SiCl	NCM
JUD2	477.0	473.0	H	5	Judgmental	I	0	28	Ap	10YR3/4		SiLo	Nail, brick frag
	477.0	473.0	NEG	0	Judgmental	II	28	38	B	5YR4/6		SiCl	NCM, Bedrock

Appendix E

MASTER CONTEXT AND FEATURE LOG

Brumbaugh-Kendle-Grove Farmstead Master Context Log							
Context #	**Horizon**	**Munsell and Texture**	**Type**	**Description/Notes**	**Test Unit**	**Trench**	**Feature**
1	Ao-horizon	Dark brown (10YR3/3) silty loam	Deposit	Loose, Re-deposited natural top-soil	1, 2, 3, 13		
2	Fill	Brown (10YR4/3) silty loam with yellow mortar	Deposit	Crushed Rock horizon (70%) loose SiLo fill	1, 2, 3, 13		
3	Truncated A-horizon	Very dark grayish brown (10YR3/2) mixed with dark yellowish brown (10YR3/4) silty loam		Friable	1		
4	B-horizon	Brown (7.5YR4/4) silty clay with bedrock protrusions		Sub-soil	1, 2, 3, 6, 13		
5	Fill	Brown (7.5YR4/4) mixed with dark brown (10YR3/3) silty clay			2, 3, 13		
6	Bedrock	N/A			3		
7	N/A	N/A		Merged with CXT 2	N/A		
8	N/A	N/A		Potential stone path oriented E/W	2, 3, 13		
9	N/A	N/A		Metal utility pipe	13		
10	Fill		Builder's Trench		3/ S. EXP, 13		
11	Fill	Dark yellowish brown (10YR3/4) silty clay mixed with silty loam and charcoal flecking	Square feature		13,		1
12	Fill		Builder's Trench		3/ S. EXP		
13	Fill	Dark brown (10YR3/3) silty loam with 50% crushed mortar inclusions		Powdery	4, 6, 7, 8, 11, 20, 19, 10, 17, 16, 18		
14	Fill	Brown (10YR4/3) silty loam with increased compaction and mortar		Powdery	6, 7		
15	Fill	Dark yellowish brown (10YR4/4) silty loam with >10% mortar		Friable, powdery	6, 7		
16	Fill	Brown (7.5YR4/4) silty clay		Friable, block, compact	1, 4, 6, 7, 10, 16, 17, 20, 19		
17	B-horizon	Yellowish red (5YR5/6) silty clay	Sub-soil	Compacted	6, 7		
18	Fill	Strong brown (7.5YR4/6) silty clay	Builder's Trench	Builder's Trench on west side of house	7		
19	N/A			Context Removed			
20	N/A			Merged with CXT 16			
21	Fill			Variety of overlapping and mixed fills subdivided	10		
21a	Fill	Brown (10YR5/3) silt		Compacted	10, 16		
21b	Fill	Brown (10YR4/3) silt with large angular rocks		Friable, blocky	10		
21c	Fill	Brown (7.5YR4/3) compacted silt with small gravel and iron staining		Friable	10		
21d	Fill	Dark yellowish brown (10YR4/4) mixed with brown (7.5YR4/3) compact silt with angular gravel		Friable, blocky	10		
22	N/A		Bucket filled with Concrete	Bucket in North wall of TU 10	10		
23	N/A		Feature	N/S rock structure with corrugated	10, 18		2

Brumbaugh-Kendle-Grove Farmstead Master Context Log							
Context #	**Horizon**	**Munsell and Texture**	**Type**	**Description/Notes**	**Test Unit**	**Trench**	**Feature**
				sheet metal			
24	Feature 2 fill	Strong brown (7.5YR4/6) silty clay with iron staining from sheet metal	Feature		10, 18		
25	Feature 3 fill	Brown (10YR4/3) silty loam	Feature		18		3
26	Fill	Reddish yellow (7.5YR6/8) mixed with light brownish gray (10YR6/2) and brown (10YR5/3) silty loam	Feature	Loose	10		
27	N/A		STP	Located on west side of unit 16	16		
28	N/A		Bucket filled with concrete	Located in the center of unit 16	16		
29	Fill	brown (10YR5/3) silty loam	Feature	Fill within CXT 28	16		
30	N/A		Feature	Feature 4	17		4
31	Fill	Brown (10YR4/3) to dark yellowish brown (10YR4/4) with mortar	Pipe Trench	Redeposited 21b	17		
32	Feature		Iron Pipe	Feature 5 (2 inch iron Pipe)	17		5
33	Fill	Dark yellowish brown (10YR3/4) silty loam with charcoal and brick flecking		Loose	17		
34	AB-horizon	Brown (10YR4/3) mixed with 5YR4/4 ductile silty loam mixed with silty clay	Horizon		8, 11, 22, 36		
35	Fill	Strong brown (7.5YR4/6) mottled with dark yellowish brown (10YR3/4)	Builder's Trench	30 % gravel	5, 15, 21		
36	N/A	N/A	Stone Foundation Wall	N/S wall with faced field stone and mortar, three sides of a building	5, 15, 21, 25, 26, 27, 28, 33, 37, 42		6
36a	N/A	N/A	Stone Foundation Wall	N/S ephemeral wall with faced field without mortar	29, 33, 37, 42		6
37	N/A	Dark brown (10YR3/3) silty loam mixed with 7.5YR4/5 silty clay with 30% angular gravels	Not a Feature	Merged with CXT 39	21, 15		7
38	Fill	Brown (10YR4/3) mixed with strong brown (7.5YR4/6) silty loam mixed with silty clay	Feature 8	Square feature outline cut into B-horizon	8		8
39	Fill	Dark yellowish brown (10YR4/4) mixed with strong brown (7.5YR4/6)	Construction demo fill surrounding west wall of Feature 6.	Substantial brick and mortar inclusions	29		
40	Fill	Brown (7.5YR4/3)	Builder's trench		22		
41	Surface	Strong brown (7.5YR4/6) mixed with 7.5YR6/8 and 10YR12/2 silty clay	Baked Floor Layer	Ashy	5, 15, 33, 30		
42	Fill	Brown (10YR4/3) mixed with strong brown (7.5YR4/6) silty loam mixed with silty clay	House builder's trench	25% angular rock	17/ E. EXP		105
43	Fill	Brown (7.5YR4/4) silt	House builder's trench	Friable, compact	17/ E. EXP		106
44	N/A	N/A	Faced stone foundation	Part of the standing house construction	17/ E. EXP		
45	N/A	N/A	Secondary stone foundation	Part of the standing house construction	17/ E. EXP		
46	Fill	Brown (10YR4/3) silty loam with angular rocks	Later builder's trench on west	Friable, compact, blocky	20/ E. EXP		106

Brumbaugh-Kendle-Grove Farmstead Master Context Log							
Context #	**Horizon**	**Munsell and Texture**	**Type**	**Description/Notes**	**Test Unit**	**Trench**	**Feature**
		and high volume of mortar inclusions	side of house				
47	Fill	Brown (10YR4/3) silty loam mixed with 7.5YR3/4 blocky silty clay with charcoal inclusions	Builder's Trench	Rectangular feature cut into CXT 17	20, 20/ E. EXP		9
48	Fill	Dark yellowish brown (10YR4/4) silty clay	House builder's trench used for primary foundation	Friable silt with large volume of angular rock	20/ E. EXP		106
49	Fill	Dark brown (10YR3/3) silty loam				2	
50	Fill	Dark yellowish brown (10YR3/4) mixed with strong brown (7.5YR4/6) silty loam				2	
51	Aob (Buried Ao)	Brown (10YR4/3) silty loam		Friable		2	
52	Fill	Dark yellowish brown (10YR4/4) mixed with strong brown (7.5YR4/6) silty loam	Builder's trench	Friable		2	
53	Fill	Dark yellowish brown (10YR3/4) silty loam				2	
54	Fill	Dark yellowish brown (10YR4/4) silty loam with angular fill gravel (geoteching)	Yard Surface			2	
55	Surface		Paving	Modern Driveway Gravel		3	
56	Fill	Very dark grayish brown (10YR3/2) silty loam	Leveling fill			3	
57	Surface		Paving	Asphalt fill "Milling"		2, 3	
58	Fill	Dark brown (10YR3/3) silty clay				3	
59	Fill	Yellowish red (5YR4/6) mixed with dark yellowish brown (10YR4/4) silty clay				3	
60	Surface		Paving	Black asphalt "Milling"		3	
61	Possible Ab	Dark grayish brown (10YR4/2) silty loam		Dark grayish brown (maybe leached)		3	
62	Fill	Brown (7.5YR4/4) silty clay banded		Fill above bedrock		3	
63	Fill	Very dark brown (10YR2/2) silty loam with brick fragments				1	
64	Surface	Strong brown (7.5YR4/6) mixed with very dark brown (10YR2/2) silty loam	Burnt soil feature (Feature 10) bisected E/W		33		10
65	Fill	Brown (7.5YR4/3) silty loam mixed with strong brown (7.5YR4/6)		Cut into North wall of TU 38	38		11
66	N/A		Bucket filled with concrete	Bucket in South wall of TU 40	40		
67	Fill	Dark yellowish brown (10YR3/4) silty loam mixed with strong brown (7.5YR4/6)	Feature	East of Eastern wall of Feature 6	5, 15		
68	Fill	Dark yellowish brown (10YR3/4) silty loam			5,		12
69	Fill	Dark brown (10YR3/3) silty loam with mortar inclusions			21		13
70	Fill	Dark brown (10YR3/3) silty loam with mortar inclusions			5		14
71	Fill			South portion of TU 39	39		15
72	AB-horizon	Dark yellowish brown (10YR3/4) silty loam withcharcoal flecking		Ab remnant A-horizon of original landscape	15, 44, 45		
73	Fill	Very dark brown (10YR2/2) silty loam	Brick Shaft				16
74	Fill	Dark yellowish brown (10YR3/4) mixed with strong brown (7.5YR4/6) silty loam mixed with	Circular cut			C	17

Brumbaugh-Kendle-Grove Farmstead Master Context Log							
Context #	Horizon	Munsell and Texture	Type	Description/Notes	Test Unit	Trench	Feature
		silty clay					
75	Fill	Brown (10YR4/3) mixed with strong brown (7.5YR5/6) silty loam mixed with silty clay	Circular cut			C	18
76	Fill	Dark brown (10YR3/3) mixed with strong brown (7.5YR4/6) silty loam mixed with silty clay	Cut for PVC pipe in South half of trench			C	19
77	Fill	Bluestone gravel	Pipe Trench	Diagonal gravel fill		B	20
78	Fill	Brown (10YR4/3) mixed with strong brown (7.5YR4/6) silty loam mixed with silty clay	Circular cut			B	21
79	Fill	Brown (10YR4/3) mixed with strong brown (7.5YR4/6) silty loam mixed with silty clay	Circular cut			B	22
80	Fill	Dark brown (10YR3/3) silty loam	Possible STP/Post hole			B	23
81	Fill	Black (7.5YR2.5/1) silty loam with charcoal inclusions	Deposit	Burnt ashy		B	24
82	Fill	Dark brown (10YR3/3) mixed 7.yellowish red (5YR5/6) silty loam mixed with silty clay	Utility Trench Cut	Trench for pipe connecting house to cistern		B	25
83	Fill	Dark brown (10YR3/3) mixed 7.yellowish red (5YR5/6) silty loam mixed with silty clay with charcoal inclusions	Post hole			B	26
84	Fill	Brown (10YR4/3) mixed with strong brown (7.5YR4/6) silty loam with charcoal flecking	Oval Cut			B	27
85	Fill		Square Cut	Not Excavated		A	28
86	Fill	Yellowish red (5YR5/6) clay mixed with black (10YR2/1) mixed with silty clay	Heavily mixed pipe trench fill for septic leach field			A	29
87	Fill	modern	Pipe trench for leech field	Not Excavated		A	30
88	Fill	modern	Pipe trench for leech field	Not Excavated		A	31
89	Fill	modern	Pipe trench for leech field	Not Excavated		A	32
90	Fill	Yellowish brown (10YR5/6) mixed with dark brown (10YR3/3) silty loam mixed with silty clay	Hump spanning across width of trench	Blocky and dense		A	33
91	N/A	N/A	Stone wall foundation	"Figure 8" shaped wall complex		D	34
92	Surface	Dark brown (10YR3/3) silty clay mixed with brown (7.5YR4/4) silty clay	Feature 34 eastern chamber	Interior of Feature 34		D	
93	Surface	Dark brown (10YR3/3) silty clay mixed with brown (7.5YR4/4) silty clay	Feature 34 western chamber	Interior of Feature 34		D	
94	N/A	N/A	Brick Footer	Brick lining on south side of Feature 34		D	35
95	Fill	Dark yellowish brown (10YR3/4) silty loam	Feature 35 interior fill	Fill inside of Feature 36 abuts CXT 94		D	
96	Fill	Dark yellowish brown (10YR3/4) silty loam	Feature	Flanking wall on west side of Feature 34		D	36
97	Fill	Brown (10YR4/3) silty loam	Stone Wall			D	37
98	Fill		Circular cut	Not Excavated		A	38
99	Fill	Dark brown (10YR3/3) silty loam	Circular cut			D	39
100	Fill	Dark yellowish brown (10YR3/4) mixed with brown (7.5YR4/4) silty loam mixed with silty	Circular cut			D	40

Brumbaugh-Kendle-Grove Farmstead Master Context Log							
Context #	Horizon	Munsell and Texture	Type	Description/Notes	Test Unit	Trench	Feature
		clay					
101	Fill	Dark brown (10YR3/3) mixed with brown (7.5YR4/4) silty clay	Circular cut			D	
102	Fill	Dark brown (10YR3/3) silty loam	Circular cut			D	42
103	Fill	Dark brown (10YR3/3) silty loam	Large circular cut			D	43
104	Fill	Dark brown (10YR3/3) silty loam	Circular cut			D	44
105	Fill	Dark brown (10YR3/3) silty loam	Plow scar			D	45
106	Fill	Dark brown (10YR3/3) silty loam	Post hole/ soil stain			D	46
107	Fill	Dark brown (10YR3/3) silty loam	Circular cut			D	47
108	Fill	Dark brown (10YR3/3) silty loam	Rectangular trench			D	48
109	Fill	Dark yellowish brown (10YR3/4) silty clay	Posthole			D	49
110	Fill	Dark yellowish brown (10YR3/4) silty clay	Circular cut			D	50
111	Fill	Dark brown (10YR3/3) silty loam	Circular cut			D	51
112	Fill	Dark brown (10YR3/3) silty loam mixed with brown (7.5YR4/4) silty clay	Post hole	Friable, loose		D	52
113	Fill	Very dark grayish brown (10YR3/2) silty loam with some stones	Post hole	Loose		D	53
114	Fill	Dark brown (10YR3/3) silty loam	Post hole	Loose, fill soil over top of mortared stones		D	54
115	Fill	Dark brown (10YR3/3) silty loam mixed with strong brown (7.5YR4/6) silty clay	Oval cut	Friable, loose		D	55
116	Fill	Brown (10YR4/3) silty loam	Oval cut			D	56
117	Fill	Dark brown (10YR3/3) silty loam mixed with strong brown (7.5YR4/6) silty clay	Circular cut			D	57
118	Fill	Dark brown (10YR3/3) compact silty loam	Fence post with wood and large angular rocks for post support			D	58
119	Fill	Very dark grayish brown (10YR3/2) silty loam	Rectangular cut			D	59
120	Fill	Dark brown (10YR3/3) silty loam	Circular cut/ Shovel test			D	60
121	Fill	Very dark grayish brown (10YR3/2) silty loam	Rectangular	Friable, Compact		D	61
122	Fill	Dark brown (10YR3/3) silty loam mixed with brown (7.5YR4/4) silty clay	Post hole	Loose		D	62
123	Fill	Very dark grayish brown (10YR3/2) silo mixed with brown (7.5YR4/4) silty clay	Post hole			D	63
124	Fill	Very dark grayish brown (10YR3/2) silty loam mixed with brown (7.5YR4/4) silty clay	Circular cut/Ecofact			D	
125	Fill	Very dark grayish brown (10YR3/2) silo mixed with brown (7.5YR4/4) silty clay	Post hole			D	65
126	Fill	Dark brown (10YR3/3) silty loam	Rectangular cut			D	66
127	Fill	Dark brown (10YR3/3) silty loam mixed with brown (7.5YR4/4) silty clay	Circular cut	Friable, dense		D	67
128	Fill	Dark brown (10YR3/3) silty loam	Circular cut	Compact		D	68
129	Fill	Dark brown (10YR3/3) silty clay mixed brown (7.5YR4/4) silty clay	Circular cut	Friable		D	69
130	Fill	Very dark grayish brown (10YR3/2) silty loam	Midden			D	70

Brumbaugh-Kendle-Grove Farmstead Master Context Log							
Context #	Horizon	Munsell and Texture	Type	Description/Notes	Test Unit	Trench	Feature
		with charcoal flecking					
131	Fill	Dark yellowish brown (10YR3/4) silty loam	Post hole	Compact		D	71
132	Fill	Dark yellowish brown (10YR3/4) silty loam with crushed mortar	Post hole	Compact		D	72
133	Fill	Dark brown (10YR3/3) silty loam	Circular cut	Compact, Friable		D	73
134	Fill	Brown (10YR4/3) silty loam	Feature	Cobbled path toward barn		D	74
135	Fill	Brown (10YR4/3) silty loam	Feature	Cobbled path toward well		D	75
136	Fill	Dark brown (10YR3/3) silty loam	Post hole	Compact, Friable; South of house		D	76
137	Fill	Dark brown (10YR3/3) silty loam	Root Stain	Not a Feature		D	77
138	Fill	Dark brown (10YR3/3) silty loam mixed with strong brown (7.5YR4/6) silty clay	Circular cut			D	78
139	Fill	Dark brown (10YR3/3) silty loam mixed brown (7.5YR4/4) silty clay with medium/large decaying bedrock chunks	Circular feature	Friable		D	79
140	Fill	Dark brown (10YR3/3) silty loam	Circular surface stain			D	80
141	Fill	Brown (7.5YR4/4) silty clay	Circular cut	Redeposited natural B-horizon filling circular cut		D	39
142	Fill	Brown (10YR4/3) silty loam	Alt-cut cobble path parallel to Feature 75			F	81
143	Fill	Brown (7.5YR4/4) silty clay loam	Western interior fill			D	
144	Fill	Dark brown (10YR3/3) silty loam mixed brown (7.5YR4/4) with medium sized rocks	Northern circular cut	Friable, dense		D	82
145	Fill	Dark brown (7.5YR3/3) silty loam mixed with strong brown (7.5YR5/8) silty clay with charcoal flecking	Southern circular cut	Friable		D	83
146	Fill	Dark brown (10YR3/3) silty loam	Post hole filled with large chunks of plaster			E	84
147	Fill	Dark yellowish brown (10YR3/4) silty loam	Post hole			D	85
148	Fill	Dark brown (10YR3/3) silty loam mixed with brown (7.5YR4/4) silty clay	Post hole	Friable, dense		D	86
149	Fill	Brown (10YR4/3) silty loam with 50% fill gravel	Post hole	Feature Fill		D	87
150	Fill	Dark brown (10YR3/3) silty loam	Post hole			D	88
151	Fill	Dark brown (10YR3/3) loose silty loam with bits of wood	Post hole			D	89
152	Fill	Dark yellowish brown (10YR3/4) silty loam mixed with 7.yellowish red (5YR5/6) silty clay	Post hole	Located in SW corner of east room (Feature 34)		D	90
153	Fill	Dark brown (10YR3/3) silty loam mixed with brown (7.5YR4/4) silty clay	Post hole	Friable		D	91
154	Fill	Dark yellowish brown (10YR3/4) silty loam	Post hole			D	92
155	Fill	Brown (10YR4/3) silty loam mixed with brown (7.5YR4/4) silty clay	Post hole with intact wooden post			D	93
156	Fill	Brown (10YR4/3) silty loam	Post hole without wood			D	94
157	N/A	N/A	Southern cobbled pathway and drain				95

Brumbaugh-Kendle-Grove Farmstead Master Context Log							
Context #	Horizon	Munsell and Texture	Type	Description/Notes	Test Unit	Trench	Feature
158	Fill	Dark brown (10YR3/3) silty loam mixed with cobbles	Possible builder's trench				96
159	Fill	Dark brown (10YR3/3) silty loam mixed with brown (7.5YR4/4) silty clay	Rectangular cut			H	97
160	Fill	Dark brown (10YR3/3) silty loam mixed with brown (7.5YR4/4) silty clay	Circular cut			H	98
161	Fill	Dark brown (10YR3/3) silty loam	Post w/ wood			D	99
162a	Fill	Dark brown (10YR3/3) silty loam with charcoal	Root Stain	Friable, loose		D	100
162	Fill	Brown (10YR4/3) silty loam	Soil between stones of Fea. 1010			F	101
163	Fill	Dark yellowish brown (10YR3/4) silty loam mixed with strong brown (7.5YR4/6)		East of Eastern wall of Feature 6		F	101
164	Fill	Brown (10YR4/3) silty loam	Soil between stone of Feature 81			F	81
165	Fill	Brown (10YR4/3) silty loam	Associate soil between stones of Feature 74			D	74
166	Fill	Brown (10YR4/3) silty loam	Feature fill of Feature 75			D	75
167	Fill	Brown (10YR4/3) silty loam mixed with brown (7.5YR4/4) silty clay	Capped fill layer under CXT 165			D	74
168	Fill	Strong brown (7.5YR4/6) silty clay with crushed mortar					34
169	Fill	Brownish yellow (10YR6/6) silty clay mixed with cobbles					96
170	Fill	Dark brown (10YR3/3) silty loam with medium sized angular gravel	Leveling fill			F	101
171	Fill	Dark brown (10YR3/3) silty loam	Soil within cobbles				95
172	Fill	Dark brown (10YR3/3) silty loam with mortar flecking and debris	Post hole	Friable, dense, blocky			102
173	Surface	N/A	N/A	Surface/ Context 13 finds along "possible road on East side of house past electric fence			
174	B2 horizon	10YR5/4 silty clay	Sub-soil	sterile	2, 3		
175	Ao-horizon	dark brown (10YR3/3) silty loam	Horizon	Dug as 13	45		
176	A-horizon	brown (10YR4/3) silty loam	Horizon	Dug as 14	45		
177	N/A	N/A	Well Feature	Well Feature under Barn concrete pad covering. Measures 2.5 x 2.3 M. Opening measures 65 x 65 cm.			103
178	Fill	10YR 3/4 with charcoal flecking	Leveling Fill	Lies above B Horizon (CXT 4) & Bedrock under Wash House foundation			Associate Context of Wash House
179	N/A	N/A	Structure	Staircase from Feature 6 to House Basement			104
180	N/A	N/A	Structure	N/S wall. Eastern-most bilco walkway to basement wall			Associate of Feat. 104
181	N/A	N/A	Structure	N/S wall. Western-most bilco walkway to basement wall			Associate of Feat. 104

Brumbaugh-Kendle-Grove Farmstead Master Context Log							
Context #	**Horizon**	**Munsell and Texture**	**Type**	**Description/Notes**	**Test Unit**	**Trench**	**Feature**
182	N/A	N/A	Structure	Sealed Stonework doorway to house basement			Associate of Feat. 104

Appendix F

MONITORING DAILY REPORT

AECOM

Archaeological Monitoring

Project: Brumbaugh-Kendle-Grove Farmstead **AECOM Project#: 60553782**

Name: Scott Morris **Date:** 8.6.18 **Duration (# hrs.):** 8

Monitoring Locations: Hagerstown, MD – BKG Farm

Type of Monitoring Activity: Grading, Rubble Removal, Demolition

Observations:

Work crews began around 9 AM. Excavators began removing concrete rubble from work site. Prior to workers arrival, SFM conducted a site tour. Former Barn, House, Wash House, and chicken coup were already demolished. Smoke house remained 75% intact. Barn ramp was also still intact. Plan for the day/week is to identify Strata of barn ramp, locate and identify well within the Barn, remove rubble from Smoke House, relocate Feat. 6 and attempt to identify relation with the former standing house, remove concrete cap from cistern nearest the hose, and identify structural style. If privy is exposed or other structures they will be mapped and photographed.

Well Feature under barn identified, mapped and photographed. Concrete pad where Wash House was located was removed. Concrete pad covering cistern nearest Wash House was removed and Cistern was photographed. Small trench was excavated on side of cistern to determine the feature's construction –Beehive at top, straight at bottom cut into Bedrock. Operator pulled rock/debris from Smoke House. Cleaned and photographed area. Photographed North side of Smoke House previously blocked by chicken coup. Began to look at relationship between Feat. 6 and former house.

AECOM

Archaeological Monitoring

Project: Brumbaugh-Kendle-Grove Farmstead **AECOM Project#: 60553782**

Name: Scott Morris **Date:** 8.7.18 **Duration (# hrs.):** 8

Monitoring Locations: Hagerstown, MD – BKG Farm

Type of Monitoring Activity: Grading/ Demolition

Observations:

Work crews began around 8 AM. Excavator removed overburden debris close to feature 6 and house junction. One stone was removed from feature 6 revealing that it was only one course thick after demolition. Feature 6 was cleaned demonstrating that it was originally dug out and placed atop of natural B horizon (cxt 4). The junction was cleaned and photographed. The relation between the house and feature 6 was indeterminate. It was difficult to determine whether feature 6 was cut by construction of the house. Likely, the stone was robbed and removed prior to the construction of the house – possibly reutilized elsewhere, but this cannot be proven.

The eastern section of the Wash House was excavated by means of a parallel trench adjacent to the foundation. The area was cleaned, photographed, and a profile was drawn. This trench revealed a course of bricks overlying three courses of stone which overlaid a possible leveling fill (Cxt 178). This context overlaid natural B horizon (Cxt 4) and bedrock.

The cistern feature was cut into to drain water as well as examine the builder's trench and construction of the feature. Cistern had a brick dome cap (Beehive) which overlaid stone. Both were parged with a mortar compound. See photos. Operator excavated Wash House foundation. No new features were uncovered.

Slot cut into Barn Ramp down to natural soil. Slot showed four layers of fill over natural B horizon and ultimately bedrock. A photo was taken and profile was drawn of a section of the barn ramp with an ultimate depth of 2 meters. Ritz construction manager informed me that there is no time for exploratory trenching.

AECOM

Archaeological Monitoring

Project: Brumbaugh-Kendle-Grove Farmstead **AECOM Project#: 60553782**

Name: Scott Morris **Date:** 8.8.18 **Duration (# hrs.):** 8

Monitoring Locations: Hagerstown, MD – BKG Farm

Type of Monitoring Activity: Grading/ Demolition

Observations:

Bulldozer was delivered at about 7 AM. Bulldozer work was meant to begin in the house area. After speaking with JGD we agreed that the priority of the day was to find the southernmost wall of feature 6 as well as the sealed door in the basement and attempt to observe a relation. The theory being that the sealed door in the basement may have been the staircase to the original root cellar from the feature 6 foundation. The root cellar would have then been expanded into the more recent basement of the house.

Following the GPS and some known walls, SFM uncovered the southern-most wall (being the north wall of feature 6 which was previously beneath the porch. After removing approximately 4 feet of demo rubble a suitable section was uncovered going East to West. A perpendicular wall was uncovered showing a possible corner of the house. Further cleaning and inspection revealed a second wall perpendicular with the feature 6 wall. Further excavation revealed a top wooden step toward the house. 3 more steps were uncovered under approximately 4 feet of demo fill. The sealed door was then uncovered with the use of heavy machinery. The area was cleaned of demo fill and will be prepped for photos and recording tomorrow.

East half of the house/yard was graded.

AECOM

Archaeological Monitoring

Project: Brumbaugh-Kendle-Grove Farmstead **AECOM Project#: 60553782**

Name: Scott Morris **Date:** 8.9.18 **Duration (# hrs.):** 8

Monitoring Locations: Hagerstown, MD – BKG Farm

Type of Monitoring Activity: Grading/ Demolition

Observations:

Work crews began at approximately 7:30 AM. SFM continued to photo prep staircase feature (feature 104/context 179). Feature was photographed and drawn.

Work crews continue to remove concrete rubble by the barn area while SFM recorded the stairwell feature. Stairwell feature was cleaned, photographed, and drawn. See planview drawing. SFM investigated east side of the bilco wall entrance to the basement. A faint builder's trench was uncovered. It is more likely that the wall was excavated into the subsoil and built against the cut, packing the stone into the soil rather than a larger cut which was in-filled. A judgmental was excavated on the South side of the North wall of feature 6. Soil profiles match that of the interior test units of feature 6. A footer for the wall was uncovered 50 cm from the surface. The judgmental was photographed and recorded as a shovel test pit.

AECOM

Archaeological Monitoring

Project: Brumbaugh-Kendle-Grove Farmstead **AECOM Project#: 60553782**

Name: Scott Morris **Date:** 8.10.18 **Duration (# hrs.):** 8

Monitoring Locations: Hagerstown, MD – BKG Farm

Type of Monitoring Activity: Grading/ Demolition

Observations:

Work crews began at approximately 8 AM. Operator continued removing concrete and stone from the Barn area. Work crew removed brick by the house area. SFM continued to identify potential builder's trench of bilco basement entrance wall. Interior of Smoke House North wall was photographed. The area east of the East bilco wall was excavated. It revealed no builder's trench but rather that the wall was built atop bedrock which was incorporated into the construction. JUD A was expanded to the west to potentially identify more of the stone footer. Stone footer continues to the west. Photo taken.

During barn grading, a section of the barn interior west wall was exposed. Photo was taken. Grading began on the Barn ramp. Roughly 50% complete.

AECOM

Archaeological Monitoring

Project: Brumbaugh-Kendle-Grove Farmstead **AECOM Project#: 60553782**

Name: Scott Morris **Date:** 8.13.18 **Duration (# hrs.):** 8

Monitoring Locations: Hagerstown, MD – BKG Farm

Type of Monitoring Activity: Grading/ Demolition

Observations:

Work began at approximately 8 AM. Operator began grading rubble in Barn area. Grading began on the barn ramp, pushing the ramp over the demolished barn.

Work crew switched over to the Smoke House area to demo the remaining standing walls and grade out the area of the former standing house. Rubble was cleared from the Smoke House area and the remaining three walls were demolished. Smoke House stone was removed from demo area. Areas excavated during monitoring (cistern, stairwell, etc.) were in-filled. Grading of the remaining part of the house (west half) began. Grading complete. Operator will simply level the area with brought in top soil or soil previously removed during phase III excavation. SFM determined monitoring for remainder of leveling activities was unnecessary.

Appendix G

Artifact Conservation Reports

Conservation Report

Maryland Archaeological Conservation Laboratory

Conservation Work Order No.	**2017.055**
Conservation Object No.	**2017.055.001**

Project	Washington Button
Contact	Thomas Kutys: thomas.kutys@aecom.com; 609-386-5444 ext. 122; 437 High Street, Burlington, NJ 08016
Provenience	/,
Artifact	1 copper alloy Washington inaugural button

Requested Service

--Not recorded--

Examination and Treatment Proposal

Description:
1 copper alloy 1789 George Washington inaugural button. The design on the front features the initials GW in the center, encircled by the words "LONG LIVE THE PRESIDENT." A chain, with links representing each of the original thirteen states, is positioned around the edge of the button. A circular-shaped shank is attached to the back of the button and is flattened against the surface. A small portion of the button's edge is folded over to the front. Soil and corrosion are present on the surface.

Measurements:
Diameter: 3.5 cm; Weight: 6.0 g

Treatment Proposal:
1) Document before treatment condition of object with photographs and written record.
2) Mechanically clean the object with hand tools to remove superficial deposits, while preserving remaining original surface and features as much as possible.
3) Apply protective coatings.
4) Document after treatment condition of object with photographs and written record.
5) Package object for return to owner.

Treatment Description

11/14/2017: Examined and took before treatment images of the object. 15 min. FLL
11/14/2017: Mechanically cleaned the object using a scalpel, glass bristle brush, and cotton swabs moistened with ethanol. 1.0 hour FLL
11/14/2017: Immersed object in corrosion inhibitor 1% Benzotriazole (BTA) in ethanol, under vacuum. 5 min. FLL
11/15/2017: After 24 hours, removed object from vacuum chamber. Applied final coating of 10% Paraloid B48N/B67 in acetone/xylene to the object. 10 min. FLL
11/16/2017: Took after treatment images of the object. 10 min. FLL

Tech Monitoring

Storage and Display Recommendations

Wear gloves when handling the object. Store object in a climate controlled facility, within a desiccated microenvironment.

Conservator / Examiner	Francis Lukezic
Begin Date	11/14/2017
Completed Date	--Not recorded--

Images

Main Image Folder: J:\JPPM Images\Conservation-MAC\Projects\Contract Projects\AECOM\WO2017.055

Other Images:

Before Treatment Image

J:\JPPM Images\Conservation-MAC\Projects\Contract Projects\AECOM\WO2017.055\Before Treatment Images\2017.055_1B T (Front).JPG

After Treatment Image

J:\JPPM Images\Conservation-MAC\Projects\Contract Projects\AECOM\WO2017.055\After Treatment Images\2017.055_1A T (Front).JPG

Conservation Report

Maryland Archaeological Conservation Laboratory

Conservation Work Order No. **2018.036**

Conservation Object No. **2018.036.001**

Project	Hagerstown Coins and Buttons
Contact	Matt Harris: 437 High Street, Burlington, NJ 08016; 1-610-304-1859; matthew.d.harris@aecom.com
Provenience	/112.5,
Artifact	1 copper alloy 1787 Connecticut Colonial coin

Requested Service

--Not recorded--

Examination and Treatment Proposal

Description:
1 copper alloy 1787 Connecticut colonial coin. The surface is worn and the details are difficult to see. Soil and corrosion are present on the surface.

Measurements:
Weight: 8.4 g; Diameter: 2.7 cm

Treatment Proposal:
1) Document before treatment condition of object with photographs and written record.
2) Mechanically clean the object with hand tools to remove superficial deposits, while preserving remaining original surface and features as much as possible.
3) Apply protective coatings.
4) Document after treatment condition of object with photographs and written record.
5) Package object for return to owner.

Treatment Description

11/26/2018: Examined and took before treatment images of the object. 15 min. FLL
12/6/2018: Mechanically cleaned the object using a scalpel, glass bristle brush, and cotton swabs moistened with ethanol. 25 min. FLL
12/12/2018: Placed object in corrosion inhibitor 2% Benzotriazole (BTA) in ethanol, under vacuum. 5 min. FLL
12/13/2018: After 24 hours, removed object from vacuum chamber and BTA solution. 5 min. FLL
12/20/2018: Applied final coating of 10% Paraloid B48N/B67 in acetone/xylene to the object. 5 min. FLL
12/28/2018: Took after treatment images of the object. 10 min. FLL

Tech Monitoring

Storage and Display Recommendations

Wear gloves when handling the object. Store object in a climate controlled facility, within a desiccated microenvironment.

Conservator / Examiner	Francis Lukezic
Begin Date	11/29/2018
Completed Date	--Not recorded--

Images

Main Image Folder: J:\JPPM Images\Conservation-MAC\Projects\Contract Projects\AECOM\WO2018.036

Other Images:

Before Treatment Image

J:\JPPM Images\Conservation-MAC\Projects\Contract Projects\AECOM\WO2018.036\Before Treatment Images\2018.036_1BT 1.JPG

After Treatment Image

J:\JPPM Images\Conservation-MAC\Projects\Contract Projects\AECOM\WO2018.036\After Treatment Images\2018.036_1AT 1.JPG

Conservation Report

Maryland Archaeological Conservation Laboratory

Conservation Work Order No. **2018.036**

Conservation Object No. **2018.036.002**

Project	Hagerstown Coins and Buttons
Contact	Matt Harris: 437 High Street, Burlington, NJ 08016; 1-610-304-1859; matthew.d.harris@aecom.com
Provenience	/138.1,
Artifact	1 copper alloy 1801 cent coin

Requested Service

--Not recorded--

Examination and Treatment Proposal

Description:
1 copper alloy 1801 cent coin. Soil and corrosion are present on the surface.

Measurements:
Weight: 10.8 g; Diameter: 2.8 cm

Treatment Proposal:
1) Document before treatment condition of object with photographs and written record.
2) Mechanically clean the object with hand tools to remove superficial deposits, while preserving remaining original surface and features as much as possible.
3) Apply protective coatings.
4) Document after treatment condition of object with photographs and written record.
5) Package object for return to owner.

Treatment Description

11/26/2018: Examined and took before treatment images of the object. 15 min. FLL
12/6/2018: Mechanically cleaned the object using a scalpel, glass bristle brush, and cotton swabs moistened with ethanol. 1.0 hour FLL
12/12/2018: Placed object in corrosion inhibitor 2% Benzotriazole (BTA) in ethanol, under vacuum. 5 min. FLL
12/13/2018: After 24 hours, removed object from vacuum chamber and BTA solution. 5 min. FLL
12/20/2018: Applied final coating of 10% Paraloid B48N/B67 in acetone/xylene to the object. 5 min. FLL
12/28/2018: Took after treatment images of the object. 10 min. FLL

Tech Monitoring

Storage and Display Recommendations

Wear gloves when handling the object. Store object in a climate controlled facility, within a desiccated microenvironment.

Conservator / Examiner	Francis Lukezic
Begin Date	11/29/2018
Completed Date	--Not recorded--

Images

Main Image Folder: J:\JPPM Images\Conservation-MAC\Projects\Contract Projects\AECOM\WO2018.036

Other Images:

Before Treatment Image

J:\JPPM Images\Conservation-MAC\Projects\Contract Projects\AECOM\WO2018.036\Before Treatment Images\2018.036_2BT 1.JPG

After Treatment Image

J:\JPPM Images\Conservation-MAC\Projects\Contract Projects\AECOM\WO2018.036\After Treatment Images\2018.036_2AT 1.JPG

Conservation Report

Maryland Archaeological Conservation Laboratory

Conservation Work Order No. **2018.036**

Conservation Object No. **2018.036.003**

Project	Hagerstown Coins and Buttons
Contact	Matt Harris: 437 High Street, Burlington, NJ 08016; 1-610-304-1859; matthew.d.harris@aecom.com
Provenience	/162.96,
Artifact	1 copper alloy military button

Requested Service

--Not recorded--

Examination and Treatment Proposal

Description:
1 copper alloy military button with an eagle crest on the front. The shank is not intact. The words "WATERBURY BUTTON CO" are visible on the back of the button. Soil and corrosion are present on the surface.

Measurements:
Weight: 1.2 g; Diameter: 1.4 cm

Treatment Proposal:
1) Document before treatment condition of object with photographs and written record.
2) Mechanically clean the object with hand tools to remove superficial deposits, while preserving remaining original surface and features as much as possible.
3) Apply protective coatings.
4) Document after treatment condition of object with photographs and written record.
5) Package object for return to owner.

Treatment Description

11/26/2018: Examined and took before treatment images of the object. 15 min. FLL
12/6/2018: Mechanically cleaned the object using a scalpel, glass bristle brush, and cotton swabs moistened with ethanol. 25 min. FLL
12/12/2018: Placed object in corrosion inhibitor 2% Benzotriazole (BTA) in ethanol, under vacuum. 5 min. FLL
12/13/2018: After 24 hours, removed object from vacuum chamber and BTA solution. 5 min. FLL
12/20/2018: Applied final coating of 10% Paraloid B48N/B67 in acetone/xylene to the object. 5 min. FLL
12/28/2018: Took after treatment images of the object. 10 min. FLL

Tech Monitoring

Storage and Display Recommendations

Wear gloves when handling the object. Store object in a climate controlled facility, within a desiccated microenvironment.

Conservator / Examiner	Francis Lukezic
Begin Date	11/29/2018
Completed Date	--Not recorded--

Images

Main Image Folder: J:\JPPM Images\Conservation-MAC\Projects\Contract Projects\AECOM\WO2018.036

Other Images:

Before Treatment Image

J:\JPPM Images\Conservation-MAC\Projects\Contract Projects\AECOM\WO2018.036\Before Treatment Images\2018.036_3BT 1.JPG

After Treatment Image

J:\JPPM Images\Conservation-MAC\Projects\Contract Projects\AECOM\WO2018.036\After Treatment Images\2018.036_3AT 1.JPG

Conservation Report

Maryland Archaeological Conservation Laboratory

Conservation Work Order No. **2018.036**

Conservation Object No. **2018.036.004**

Project	Hagerstown Coins and Buttons
Contact	Matt Harris: 437 High Street, Burlington, NJ 08016; 1-610-304-1859; matthew.d.harris@aecom.com
Provenience	/195.17,
Artifact	1 copper alloy 1734 British half penny coin

Requested Service

--Not recorded--

Examination and Treatment Proposal

Description:
1 copper alloy 1734 British half penny coin. Soil and corrosion are present on the surface.

Measurements:
Weight: 10.0 g; Diameter: 2.8 cm

Treatment Proposal:
1) Document before treatment condition of object with photographs and written record.
2) Mechanically clean the object with hand tools to remove superficial deposits, while preserving remaining original surface and features as much as possible.
3) Apply protective coatings.
4) Document after treatment condition of object with photographs and written record.
5) Package object for return to owner.

Treatment Description

11/26/2018: Examined and took before treatment images of the object. 15 min. FLL
12/10/2018: Mechanically cleaned the object using a scalpel, glass bristle brush, and cotton swabs moistened with ethanol. 1.0 hour FLL
12/12/2018: Placed object in corrosion inhibitor 2% Benzotriazole (BTA) in ethanol, under vacuum. 5 min. FLL
12/13/2018: After 24 hours, removed object from vacuum chamber and BTA solution. 5 min. FLL
12/20/2018: Applied final coating of 10% Paraloid B48N/B67 in acetone/xylene to the object. 5 min. FLL
12/28/2018: Took after treatment images of the object. 10 min. FLL

Tech Monitoring

Storage and Display Recommendations

Wear gloves when handling the object. Store object in a climate controlled facility, within a desiccated microenvironment.

Conservator / Examiner	Francis Lukezic
Begin Date	11/29/2018
Completed Date	--Not recorded--

Images

Main Image Folder: J:\JPPM Images\Conservation-MAC\Projects\Contract Projects\AECOM\WO2018.036

Other Images:

Before Treatment Image

J:\JPPM Images\Conservation-MAC\Projects\Contract Projects\AECOM\WO2018.036\Before Treatment Images\2018.036_4BT 1.JPG

After Treatment Image

J:\JPPM Images\Conservation-MAC\Projects\Contract Projects\AECOM\WO2018.036\After Treatment Images\2018.036_4AT 1.JPG

Conservation Report

Maryland Archaeological Conservation Laboratory

Conservation Work Order No. **2018.036**

Conservation Object No. **2018.036.005**

Project	Hagerstown Coins and Buttons
Contact	Matt Harris: 437 High Street, Burlington, NJ 08016; 1-610-304-1859; matthew.d.harris@aecom.com
Provenience	/329.2,
Artifact	1 copper alloy Connecticut crest button

Requested Service

--Not recorded--

Examination and Treatment Proposal

Description:
1 copper alloy button with the Connecticut crest on the front. The words "SCOVILL MFG CO WATERBURY" are visible on the back of the button, around the shank. Remnants of gilding are also present on the button's surface. Soil and corrosion are present on the surface.

Measurements:
Weight: 4.5 g; Diameter: 2.4 cm

Treatment Proposal:
1) Document before treatment condition of object with photographs and written record.
2) Mechanically clean the object with hand tools to remove superficial deposits, while preserving remaining original surface and features as much as possible.
3) Apply protective coatings.
4) Document after treatment condition of object with photographs and written record.
5) Package object for return to owner.

Treatment Description

11/26/2018: Examined and took before treatment images of the object. 15 min. FLL
12/6/2018: Began mechanically cleaning the object using a scalpel, glass bristle brush, and cotton swabs moistened with ethanol. 30 min. FLL
12/7/2018: Completed mechanically cleaning the object using a scalpel, glass bristle brush, and cotton swabs moistened with ethanol. 1.0 hour FLL
12/12/2018: Placed object in corrosion inhibitor 2% Benzotriazole (BTA) in ethanol, under vacuum. 5 min. FLL
12/13/2018: After 24 hours, removed object from vacuum chamber and BTA solution. 5 min. FLL
12/20/2018: Applied final coating of 10% Paraloid B48N/B67 in acetone/xylene to the object. 5 min. FLL
12/28/2018: Took after treatment images of the object. 10 min. FLL

Tech Monitoring

Storage and Display Recommendations

Wear gloves when handling the object. Store object in a climate controlled facility, within a desiccated microenvironment.

Conservator / Examiner	Francis Lukezic
Begin Date	11/29/2018
Completed Date	--Not recorded--

Images

Main Image Folder: J:\JPPM Images\Conservation-MAC\Projects\Contract Projects\AECOM\WO2018.036

Other Images:

Before Treatment Image

J:\JPPM Images\Conservation-MAC\Projects\Contract Projects\AECOM\WO2018.036\Before Treatment Images\2018.036_5BT 1.JPG

After Treatment Image

J:\JPPM Images\Conservation-MAC\Projects\Contract Projects\AECOM\WO2018.036\After Treatment Images\2018.036_5AT 1.JPG

Conservation Report

Maryland Archaeological Conservation Laboratory

Conservation Work Order No. **2018.036**

Conservation Object No. **2018.036.008**

Project	Hagerstown Coins and Buttons
Contact	Matt Harris: 437 High Street, Burlington, NJ 08016; 1-610-304-1859; matthew.d.harris@aecom.com
Provenience	/348.81,
Artifact	1 copper alloy 1787 Connecticut coin

Requested Service

--Not recorded--

Examination and Treatment Proposal

Description:
1 copper alloy 1787 Connecticut coin. Soil and corrosion are present on the surface.

Measurements:
Weight: 7.6 g; Diameter: 2.7 cm

Treatment Proposal:
1) Document before treatment condition of object with photographs and written record.
2) Mechanically clean the object with hand tools to remove superficial deposits, while preserving remaining original surface and features as much as possible.
3) Apply protective coatings.
4) Document after treatment condition of object with photographs and written record.
5) Package object for return to owner.

Treatment Description

11/26/2018: Examined and took before treatment images of the object. 15 min. FLL
12/10/2018: Mechanically cleaned the object using a scalpel, glass bristle brush, and cotton swabs moistened with ethanol. 1.0 hour FLL
12/12/2018: Placed object in corrosion inhibitor 2% Benzotriazole (BTA) in ethanol, under vacuum. 5 min. FLL
12/13/2018: After 24 hours, removed object from vacuum chamber and BTA solution. 5 min. FLL
12/20/2018: Applied final coating of 10% Paraloid B48N/B67 in acetone/xylene to the object. 5 min. FLL
12/28/2018: Took after treatment images of the object. 10 min. FLL

Tech Monitoring

Storage and Display Recommendations

Wear gloves when handling the object. Store object in a climate controlled facility, within a desiccated microenvironment.

Conservator / Examiner	Francis Lukezic
Begin Date	11/29/2018
Completed Date	--Not recorded--

Images

Main Image Folder: J:\JPPM Images\Conservation-MAC\Projects\Contract Projects\AECOM\WO2018.036

Other Images:

Before Treatment Image

J:\JPPM Images\Conservation-MAC\Projects\Contract Projects\AECOM\WO2018.036\Before Treatment Images\2018.036_8BT 1.JPG

After Treatment Image

J:\JPPM Images\Conservation-MAC\Projects\Contract Projects\AECOM\WO2018.036\After Treatment Images\2018.036_8AT 1.JPG

Conservation Report

Maryland Archaeological Conservation Laboratory

Conservation Work Order No. **2018.036**

Conservation Object No. **2018.036.006**

Project	Hagerstown Coins and Buttons
Contact	Matt Harris: 437 High Street, Burlington, NJ 08016; 1-610-304-1859; matthew.d.harris@aecom.com
Provenience	/356.20,
Artifact	1 copper alloy 1722 British half penny coin

Requested Service

--Not recorded--

Examination and Treatment Proposal

Description:
1 copper alloy 1722 British half penny coin. Soil and corrosion are present on the surface.

Measurements:
Weight: 9.5 g; Diameter: 2.8 cm

Treatment Proposal:
1) Document before treatment condition of object with photographs and written record.
2) Mechanically clean the object with hand tools to remove superficial deposits, while preserving remaining original surface and features as much as possible.
3) Apply protective coatings.
4) Document after treatment condition of object with photographs and written record.
5) Package object for return to owner.

Treatment Description

11/26/2018: Examined and took before treatment images of the object. 15 min. FLL
12/10/2018: Mechanically cleaned the object using a scalpel, glass bristle brush, and cotton swabs moistened with ethanol. 1.0 hour FLL
12/12/2018: Placed object in corrosion inhibitor 2% Benzotriazole (BTA) in ethanol, under vacuum. 5 min. FLL
12/13/2018: After 24 hours, removed object from vacuum chamber and BTA solution. 5 min. FLL
12/20/2018: Applied final coating of 10% Paraloid B48N/B67 in acetone/xylene to the object. 5 min. FLL
12/28/2018: Took after treatment images of the object. 10 min. FLL

Tech Monitoring

Storage and Display Recommendations

Wear gloves when handling the object. Store object in a climate controlled facility, within a desiccated microenvironment.

Conservator / Examiner	Francis Lukezic
Begin Date	11/29/2018
Completed Date	--Not recorded--

Images

Main Image Folder: J:\JPPM Images\Conservation-MAC\Projects\Contract Projects\AECOM\WO2018.036

Other Images:

Before Treatment Image

J:\JPPM Images\Conservation-MAC\Projects\Contract Projects\AECOM\WO2018.036\Before Treatment Images\2018.036_6BT 1.JPG

After Treatment Image

J:\JPPM Images\Conservation-MAC\Projects\Contract Projects\AECOM\WO2018.036\After Treatment Images\2018.036_6AT 1.JPG

Conservation Report

Maryland Archaeological Conservation Laboratory

Conservation Work Order No. **2018.036**
Conservation Object No. **2018.036.007**

Project	Hagerstown Coins and Buttons
Contact	Matt Harris: 437 High Street, Burlington, NJ 08016; 1-610-304-1859; matthew.d.harris@aecom.com
Provenience	/357.5,
Artifact	1 copper alloy Masonic crest sleevebutton or pin

Requested Service

--Not recorded--

Examination and Treatment Proposal

Description:
1 copper alloy sleeve button or pin with the Masonic crest on the front. The artifact is flat and oval-shaped. Soil and corrosion are present on the surface.

Measurements:
Weight: 0.8 g; Diameter: 1.7 cm; Diameter: 1.1 cm

Treatment Proposal:
1) Document before treatment condition of object with photographs and written record.
2) Mechanically clean the object with hand tools to remove superficial deposits, while preserving remaining original surface and features as much as possible.
3) Apply protective coatings.
4) Document after treatment condition of object with photographs and written record.
5) Package object for return to owner.

Treatment Description

11/26/2018: Examined and took before treatment images of the object. 15 min. FLL
11/29/2018: Mechanically cleaned the object using a scalpel, glass bristle brush, and cotton swabs moistened with ethanol. 10 min. FLL
12/12/2018: Placed object in corrosion inhibitor 2% Benzotriazole (BTA) in ethanol, under vacuum. 5 min. FLL
12/13/2018: After 24 hours, removed object from vacuum chamber and BTA solution. 5 min. FLL
12/20/2018: Applied final coating of 10% Paraloid B48N/B67 in acetone/xylene to the object. 5 min. FLL
12/28/2018: Took after treatment images of the object. 10 min. FLL

Tech Monitoring

Storage and Display Recommendations

Wear gloves when handling the object. Store object in a climate controlled facility, within a desiccated microenvironment.

Conservator / Examiner	Francis Lukezic
Begin Date	11/29/2018
Completed Date	--Not recorded--

Images

Main Image Folder: J:\JPPM Images\Conservation-MAC\Projects\Contract Projects\AECOM\WO2018.036

Other Images:

Before Treatment Image

J:\JPPM Images\Conservation-MAC\Projects\Contract Projects\AECOM\WO2018.036\Before Treatment Images\2018.036_7BT 1.JPG

After Treatment Image

J:\JPPM Images\Conservation-MAC\Projects\Contract Projects\AECOM\WO2018.036\After Treatment Images\2018.036_7AT 1.JPG

Appendix H

Preliminary List of Public Outreach Contacts

Hagerstown:

Bob Bruchy, Mayor
mayor@hagerstownmd.org

Kristin Aleshire, Councilmember
kaleshire@hagerstownmd.org

Austin Heffernan, Councilmember
aheffernan@hagerstownmd.org

Emily Keller, Councilmember
Ekeller@hagerstownmd.org

Shelley McIntire, Councilmember
smcintire@hagerstownmd.org

Lewis Metzner, Councilmember
lmetzneer@hagerstownmd.org

Mark Haddock, Parks and Recreation Manager
mhaddock@hagerstownmd.org

Leslie Allen
Hagerstown Historic District Commission
One East Franklin St.
Hagerstown, MD 21740

Chad Crumrine
Hagerstown Historic District Commission
One East Franklin St.
Hagerstown, MD 21740

Michael Gehr
Hagerstown Historic District Commission
One East Franklin St.
Hagerstown, MD 21740

Washington County High Schools:

Barbara Ingram School for the Arts
Robert Hovermale, Principal
7 South Potomac Street
Hagerstown, MD 21740
hoverrob@wcps.k12.md.us

Boonsbro High
Michael Kuhaneck, Principal
10 Campus Avenue
Boonsboro, MD 21713
kuhanmic@wcps.k12.md.us

Clear Spring High
Matthew Noll, Principal
12630 Broadfording Road
Clear Spring, MD 21722
nollmat@wcps.k12.md.us

Hancock Middle/High
Sabrina Mccoy, Principal
289 West Main Street
Hancock, MD 21750
mccoysab@wcps.k12.md.us

North Hagerstown High
James Aleshire
1200 Pennsylvania Avenue
Hagerstown, MD 21742
aleshjam@wcps.k12.md.us

Smithsburg High
Gary Willow, Principal
66 North Main Street
Smithsburg, MD 21782
willogar@wcps.k12.md.us

South Hagerstown High
Jeremy Jakoby, Principal
1101 South Potomac Street
Hagerstown, MD 21740
jakobjer@wcps.k12.md.us

Washington County Technical High
Rodney Gayman, Principal
50 West Oak Ridge Drive
Hagerstown, MD 21740
gaymarod@wcps.k12.md.us

Williamsport High
Heath Wilcox
5 South Clifton Drive
Williamsport, MD 21795
wilcohea@wcps.k12.md.us

Archeological Society of Maryland Chapters:

Monocacy Archaeology Society
Jeremy Lazelle
JLazelle@msn.com

Western Maryland Archaeological Society
Roy Brown
wmdasm@yahoo.com

Mid-Potomac Chapter
Don Housley
[Rockville, MD—can’t find address/email]

Charles County Chapter
Carol Cowherd
ccasm2010@gmail.com

St. Mary's County
Chris Coogan
clcoogan@smcm.edu

Anne Arundel Chapter
Jim Gibb
jamesggibb@verizon.net

Upper Patuxent Archaeology Group
Kelly Palich
uparchaeologygroup@gmail.com

Central Chapter
Stephen Israel
stephenisrael2701@comcast.net

Archeological Society of the Northern Chesapeake
Dan Coates
dancoates@comcast.net

Archives and Historical Societies

Western Maryland Room -Washington County Free Library
John Frye, Historian & Curator
westmdroom@washcolibrary.org

Washington County Historical Society
Anna Cueto, Curator
curator@washcohistory.org

Maryland State Archives
Emily Oland Squires, Director of Research and Student Outreach
emily.squires@maryland.gov

Appendix I

UPDATED ARCHAEOLOGICAL SITE FORM FOR 18WA496

MARYLAND INVENTORY OF HISTORIC PROPERTIES

ARCHEOLOGICAL SITE SURVEY: BASIC DATA FORM

Date Filed: 3/21/2019

Check if update: ☒

Maryland Department of Planning
Maryland Historical Trust
Division of Historical and Cultural Programs
100 Community Place
Crownsville, Maryland 21032

Site Number: 18WA496
County: Washington

A. DESIGNATION

1. Site Name: Brumbaugh-Kendle-Grove Farmstead

2. Alternate Site Name/Numbers: MIHP # WA-I-480

3. Site Type (describe site chronology and function; see instructions):
Site of 18th-20th century farmsteads. 18th-century farmstead house site, 19th–20th-century farmsteads (now demolished). Late/Terminal Archaic short-term camps.

4. Prehistoric X Historic X Unknown ____

5. Terrestrial X Submerged/Underwater ____ Both ____

B. LOCATION

6. USGS 7.5' Quadrangle(s): Hagerstown

(For underwater sites) NOAA Chart No.:

(Photocopy section of quad or chart on page 4 and mark site location)

Latitude in decimal degrees 39.706194 Longitude in decimal degrees -77.717

7. Maryland Archeological Research Unit Number: 19

8. Physiographic Province (check one):
- ____ Allegany Plateau
- X Ridge and Valley
- ____ Great Valley
- ____ Blue Ridge
- ____ Lancaster/Frederick Lowland
- ____ Eastern Piedmont
- ____ Western Shore Coastal Plain
- ____ Eastern Shore Coastal Plain

9. Major Watershed/Underwater Zone (see instructions for map and list): Upper Potomac River

C. ENVIRONMENTAL DATA

10. Nearest Water Source: Unnamed Tributary of West Branch Stream Order: ____

11. Closest Surface Water Type (check all applicable):
- ____ Ocean
- ____ Estuarine Bay/Tidal River
- ____ Tidal or Marsh
- X Freshwater Stream/River
- ____ Freshwater Swamp
- ____ Lake or Pond
- ____ Spring

Page 2
BASIC DATA FORM

Site Number: 18WA496

12. Distance from closest surface water: 12 meters (or 38 feet)

C. ENVIRONMENTAL DATA [CONTINUED]

13. Current water speed: _____ knots

14. Water Depth: _____ meters

15. Water visibility: _____

16. SCS Soils Typology and/or Sediment Type: HaA (Hagerstown silt loam)

17. Topographic Settings (check all applicable):

___ Floodplain	___ Hilltop/Bluff
___ Interior Flat	X Upland Flat
___ Terrace	___ Ridgetop
X Low Terrace	___ Rockshelter/Cave
___ High Terrace	___ Unknown
___ Hillslope	___ Other: _____

18. Slope: 0–3%

19. Elevation: 197 meters (or 647 feet) above sea level

20. Land use at site when last field checked (check all applicable):

X Plowed/Tilled	___ Extractive
___ No-Till	___ Military
___ Wooded/Forested	___ Recreational
___ Logging/Logged	___ Residential
X Underbrush/Overgrown	___ Ruin
X Pasture	___ Standing Structure
X Cemetery	___ Transportation
___ Commercial	___ Unknown
___ Educational	___ Other: _____

21. Condition of site:
    - X Disturbed
    - ___ Undisturbed
    - ___ Unknown

22. Cause of disturbance/destruction (check all applicable):

X Plowed	___ Vandalized/Looted
___ Eroded/Eroding	___ Dredged
___ Graded/Contoured	___ Heavy Marine Traffic
___ Collected	X Other: Demolition post Archaeological Excavation

23. Extent of disturbance:
    - ___ Minor (0-10%)
    - ___ Moderate (10-60%)
    - X Major (60-99%)
    - ___ Total (100%)
    - ___ % unknown

C. ENVIRONMENTAL DATA [CONTINUED]

24. Describe site setting with respect to local natural and cultural landmarks (topography, hydrology, fences, structures, roads). Use continuation sheet if needed.

The site is on a largely level section of farmland with cornfields to the south and west, and pastureland with abundant limestone outcrops to the north and east. The larger farm sits to the east of PA route 11 and south of Airport View Road. A small, often dry stream runs through the farm yard between the barn and the north lawn of the farmhouse.

25. Characterize site stratigraphy. Include a representative profile on separate sheet, if applicable. Address plowzone (presence/absence), subplowzone features and levels, if any, and how stratigraphy affects site integrity. Use continuation sheet if needed.

Overall the soil deposition for this site was quite shallow owing to the frequency of limestone outcrops close to the surface. These rock formations occurred in N-S oriented bands across the site. On top of the outcrops soil deposition was very shallow, often less than a foot, whereas in between the outcrops the soil deposition was considerably deeper. The periphery of the site has been utilized for agriculture and features a typical soil profile of Ap over B, though in some scattered locations a truncated remnant A horizon (Ab) survived. Closer to the structures on the site the deposition was more robust. Soil profiles typically feature two modern deposits of historic fill or demolition deposits capping a buried A horizon (Ab) which overlay a natural B horizon. In the western yard the A horizon was far more substantial than the eastern yard around the brick farmhouse. Deposits in the north yard and east yard were shallower owing to the shallowness of the underlying bedrock, and instance of past grading and path construction.

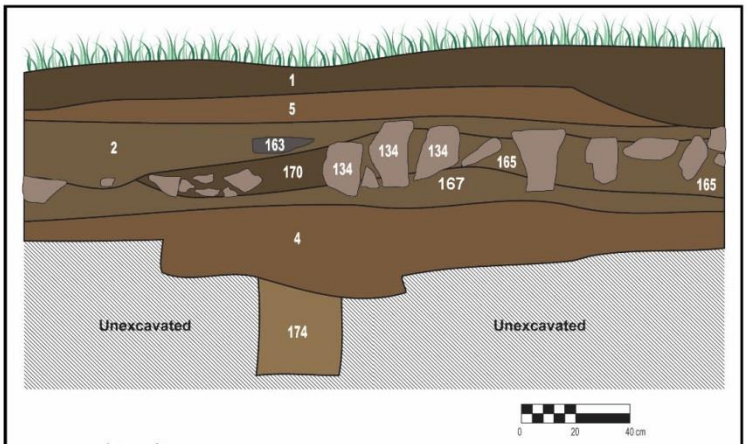

Legend
Context 1: Ao Horizon - Dark brown (10YR 3/3) topsoil
Context 5: Fill - Brown (7.5YR 4/4) mixed with dark brown (10YR 3/3) silty clay
Context 2: Fill - Brown (10YR 4/3)
Context 163: Flagstone Path
Context 134: Cobblestone Path
Context 165: Brown (10YR4/3) silt loam
Context 167: Brown (10YR4/3) silt loam mixed with brown (7.5YR4/4) silty clay
Context 4: B Horizon - Brown (7.5YR 4/4) silty clay with bedrock protrusions
Context 174: B Horizon - Yellowish brown (10YR 5/4) silty clay

Figure 1. North Lawn Profile (Cxt 167 is a truncated A horizon)

Page 4
BASIC DATA FORM

Site Number: 18WA496

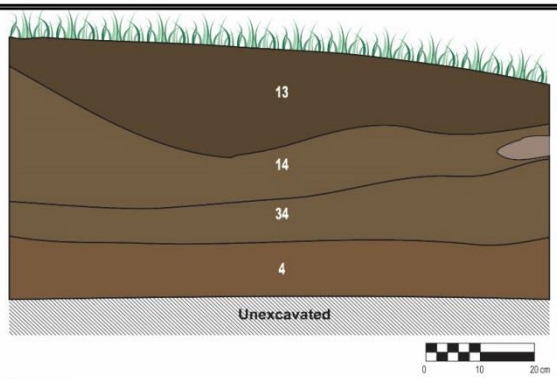

Legend
Context 13: Fill - Dark brown (10YR 3/3) silt loam (compact, fusable silt)
Context 14: Fill - Brown (10YR 4/3) silt loam (compact silt with crushed mortar)
Context 34: AB Horizon - Brown (10YR 4/3) mixed with reddish brown (5YR 4/4) silt loam with silty clay
Context 4: B Horizon - Brown (7.5YR 4/4) silty clay
Rock

Figure 2. Profile of the west wall of TU 35, a unit typical of the south and west lawns.

26. Site size: 162 meters by 75 meters (or 532 feet by 245 feet)

27. Draw a sketch map of the site and immediate environs, here or on separate sheet:

See Below

Scale: North arrow:

Page 5
BASIC DATA FORM

Site Number: 18WA496

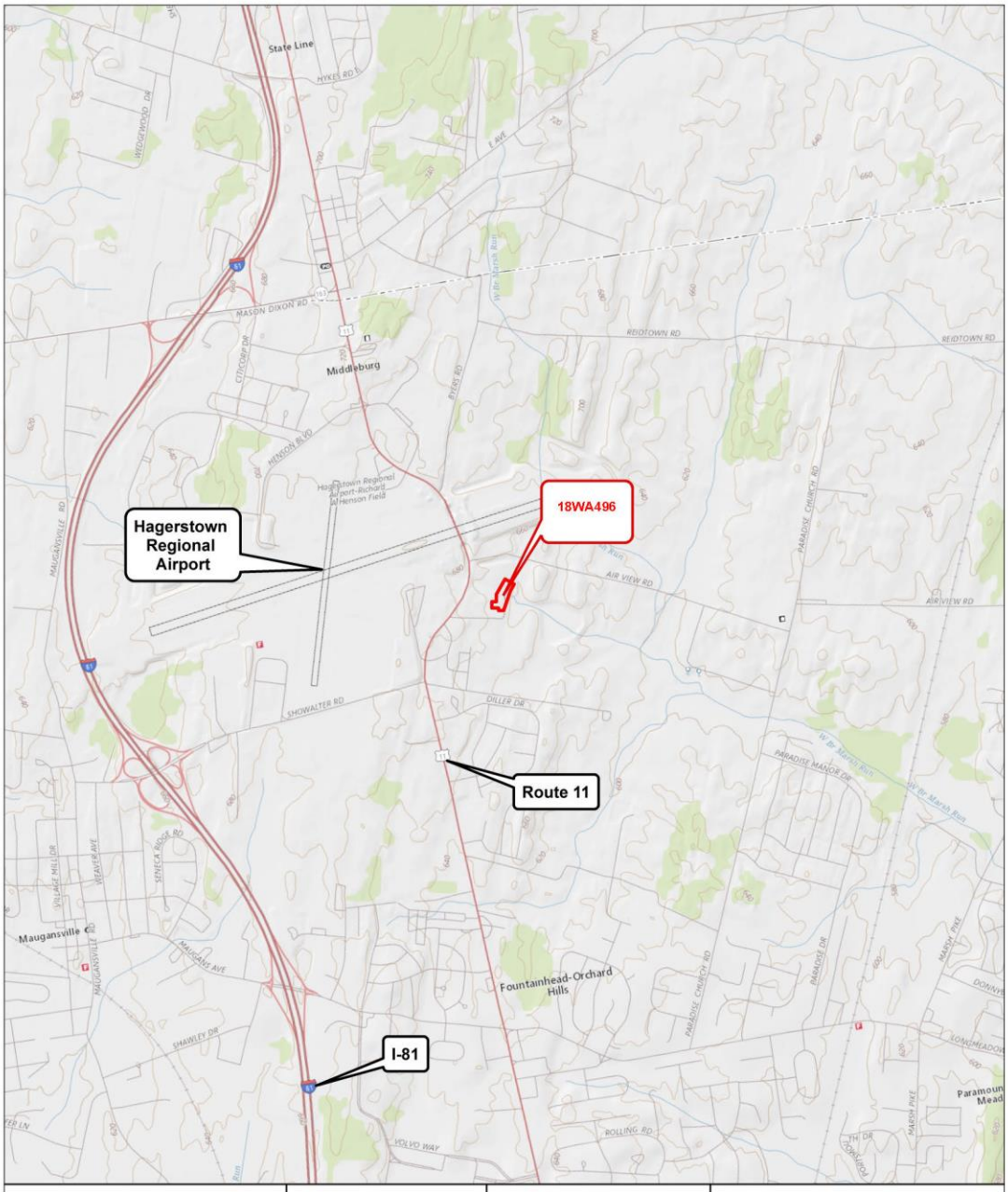

Brumbaugh-Kendle-Grove Farm Project Location Map

AECOM

Legend
APE

Service Layer Credits: USGS The National Map: National Boundaries Dataset, National Elevation Dataset, Geographic Names Information System, National Hydrography Dataset, National Land Cover Database, National Structures Dataset, and National Transportation Dataset; U.S. Census Bureau - TIGER/Line; HERE Road Data

Scale: 1:24,000

0 250 500 750
Meters

Page 6
BASIC DATA FORM

Site Number: 18WA496

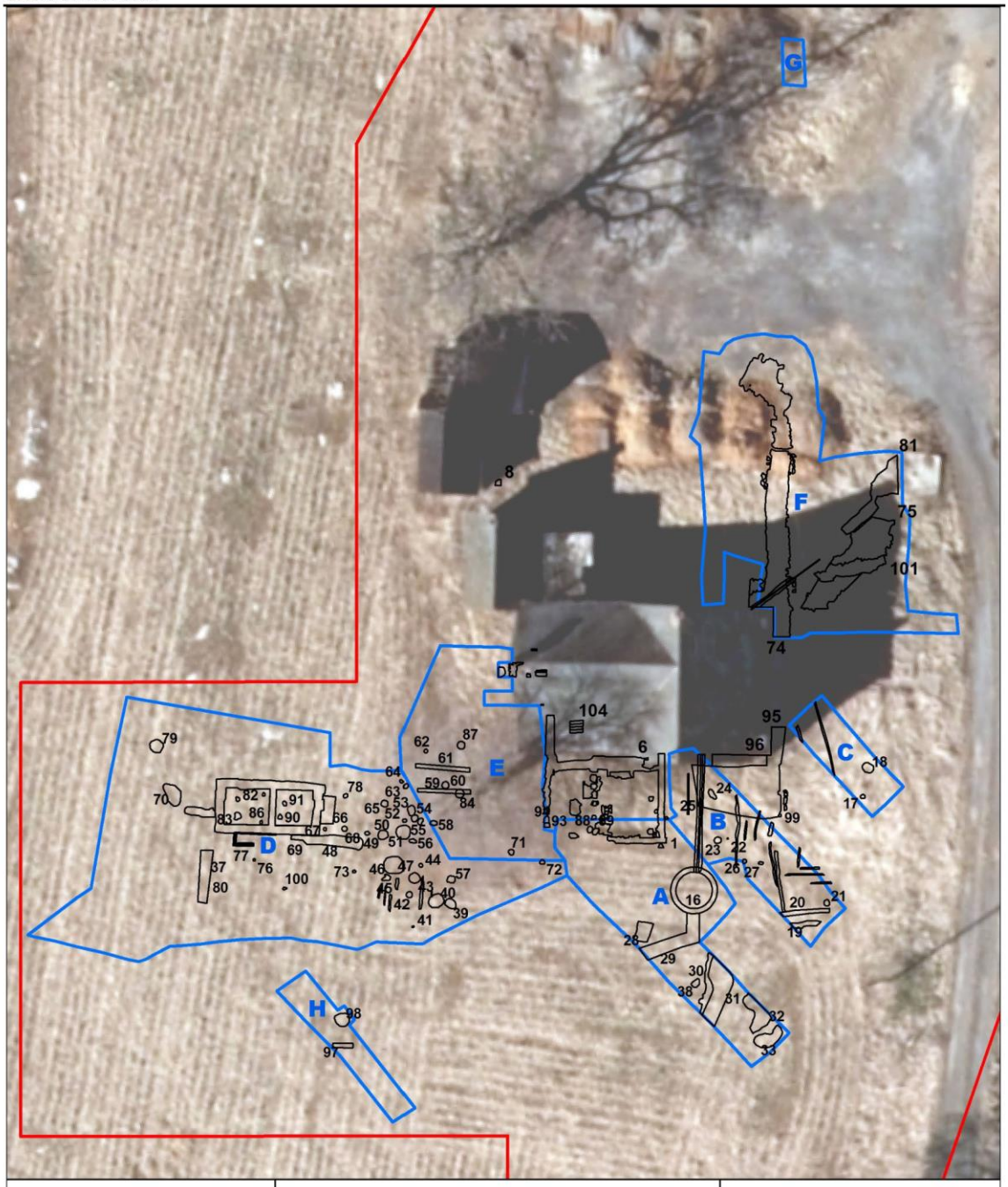

Brumbaugh-Kendle-Grove Farm
Phase III Data Recovery Map

AECOM

Legend
- APE
- Strip Block
- Feature Boundaries

0 5 10
Meters

Page 7
BASIC DATA FORM

Site Number: 18WA496

D. CONTEXT

28. Cultural Affiliation (check all applicable):

PREHISTORIC
_____ Unknown
_____ Paleoindian
_____ Archaic
_____ Early Archaic
___P___ Middle Archaic
___X___ Late Archaic
___X___ Terminal Archaic
_____ Woodland
_____ Adena
___P___ Early Woodland
___P___ Middle Woodland
_____ Late Woodland

_____ CONTACT

HISTORIC:
_____ Unknown
17th century
_____ 1630-1675
_____ 1676-1720
18th century
___X___ 1721-1780
___X___ 1781-1820
19th century
___X___ 1821-1860
___X___ 1861-1900
20th century
___X___ 1901-1930
___X___ post-1930

____ UNKNOWN

E. INVESTIGATIVE DATA

29. Type of investigation:

___X___ Phase I
___X___ Phase II/Site Testing
___X___ Phase III/Excavation
___X___ Archival Investigation
___X___ Monitoring

___X___ Field Visit
___X___ Collection/Artifact Inventory
_____ Report From Informant
_____ Other:
_____

30. Purpose of investigation:

___X___ Compliance
_____ Research
_____ Avocational
_____ Regional Survey

_____ Site Inventory
_____ MHT Grant Project
_____ Other:
_____

31. Method of sampling (check all applicable):

___X___ Non-systematic surface search
_____ Systematic surface collection
_____ Non-systematic shovel test pits
___X___ Systematic shovel test pits

___X___ Excavation units
___X___ Mechanical excavation
___X___ Remote sensing
_____ Other:

32. Extent/nature of excavation:

Excavation included Phase I-III testing in the area around the core of the farmstead as defined by the locations of the brick farmhouse and barn. Excavation covered an area of about 1.79 acres in this location. The Phase IB effort included the excavation of 53 shovel tests located on a regular grid spaced at 15m intervals across the site. A further 47 shovel test locations were planned but could not be excavated due to bedrock at the surface or pavement. Additionally, two judgmentally placed shovel test pits were excavated.

The Phase II effort included the excavation of forty-four 1x1m test units, four 1x0.5m test unit extensions, and one 2x2 m excavation block. Test units were principally placed to test geophysical anomalies or investigate areas of high artifact concentrations identified during the Phase IB testing. The Phase II effort also included 5 judgmentally placed, mechanically excavated, test trenches 5 feet wide and of varying length (18m, 16m, 13.5m, 7m, and 3m). The purpose of this Phase II effort was to collect a robust sample of the plowzone and deposits overlying subsoil, and document large cross-sections of the site stratigraphy.

The Phase III effort included the mechanical excavation of large strip blocks which in aggregate encompassed an area of 1038.16 square meters. These strip blocks were principally concentrated along the south, north, and west of the brick farmhouse. This stripping was done to allow for the identification of cultural features cut into the subsoil.

Page 8
BASIC DATA FORM

Site Number: 18WA496

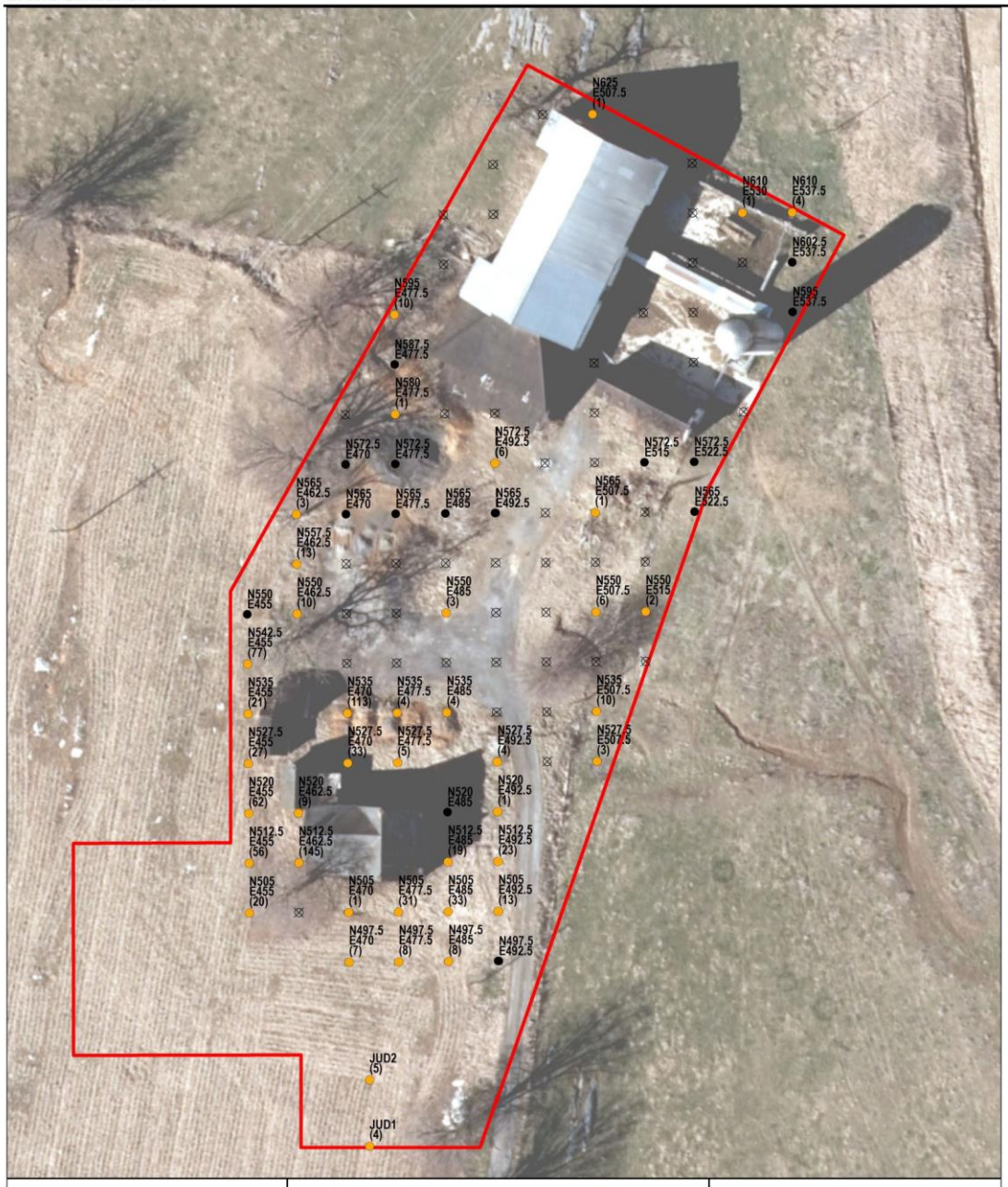

Page 9
BASIC DATA FORM

Site Number: 18WA496

Brumbaugh-Kendle-Grove Farm
Phase II Survey Map

AECOM

Legend
APE TU Trench

0 5 10 15
Meters

Page 10
BASIC DATA FORM

Site Number: 18WA496

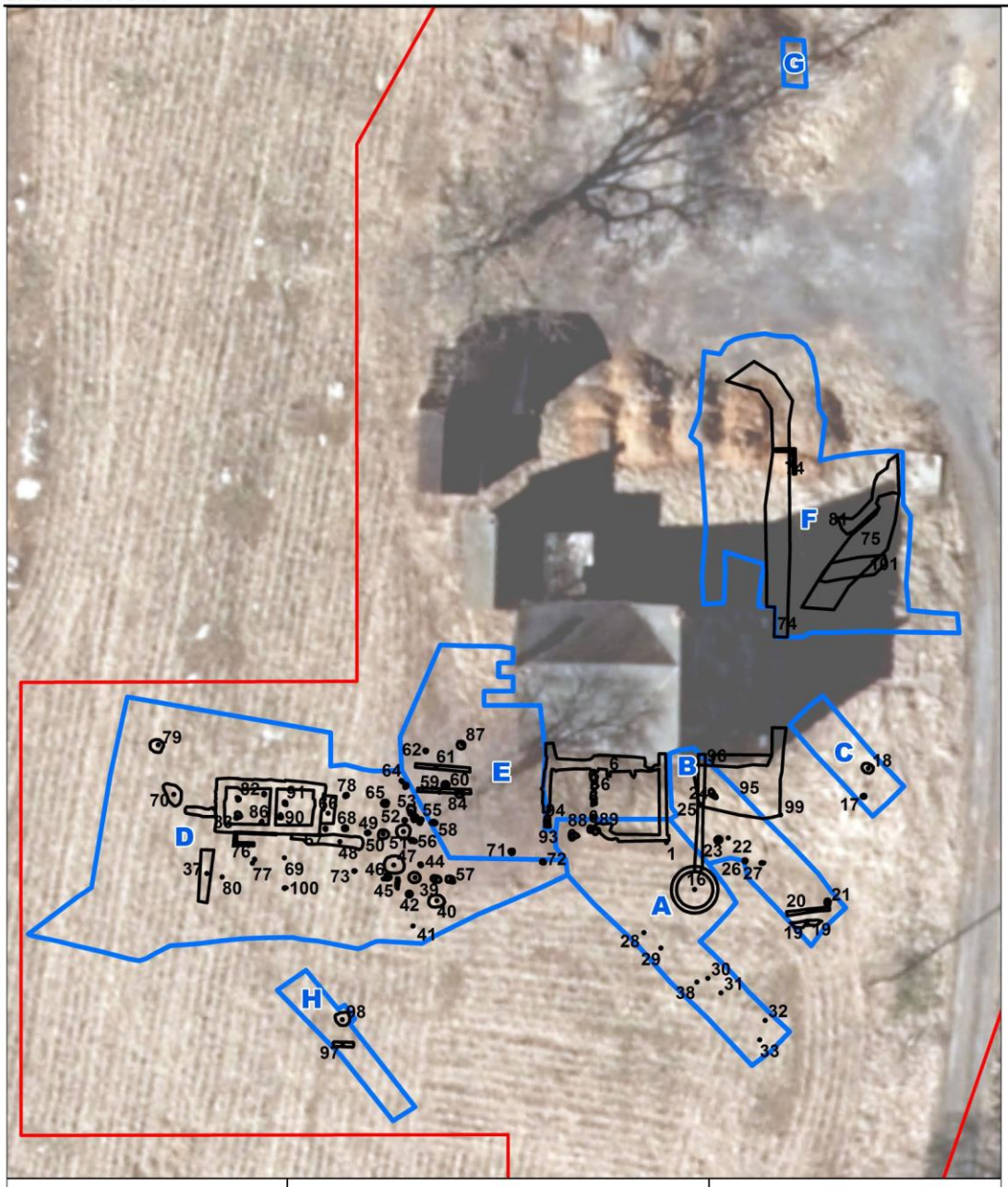

Brumbaugh-Kendle-Grove Farm
Phase III Data Recovery Map

AECOM

Legend
APE
Feature Boundaries
Feature CP
Strip Block

0 5 10
Meters

F. SUPPORT DATA

Page 11
BASIC DATA FORM

Site Number: 18WA496

33. Accompanying Data Form(s): X Prehistoric
X Historic
_____ Shipwreck

34. Ownership: X Private _____ Federal _____ State _____ Local/County
_____ Unknown

35. Owner(s): Hagerstown Regional Airport
Address: 18434 Showalter Road, Hagerstown, MD 21742
Phone: 301-791-3333
Email: _____

36. Tenant and/or Local Contact: _____
Address: _____
Phone: _____
Email: _____

37. Other Known Investigations: _____

Barse, William P., Alaina M. Eichinger, Martin B. Abbot, and E. Madeleine Scheerer (2001) Phase I Terrestrial Archeological Survey and Historic Architectural Resource Survey for Runway 9-27 Extension and Relocation US Route 11. URS Corporation

38. Primary report reference or citation: _____

Dworsky, Joel. (2019) Phase I–III Archaeological Investigations, Brumbaugh-Kendle-Grove Farmstead (18WA496), Washington County, Maryland. AECOM.

39. Other Records (e.g. slides, photos, original field maps/notes, sonar, magnetic record)?
_____ Slides X Field record _____ Other: _____
X Photos _____ Sonar
X Field maps _____ Magnetic record

40. If yes, location of records: MAC Lab

41. Collections at Maryland Archeological Conservation (MAC) Lab or to be deposited at MAC Lab?
X Yes
_____ No
_____ Unknown

42. If NO or UNKNOWN, give owner: _____
location: _____
and brief description of collection: _____
_____
_____

43. Informant: _____
Address: _____
Phone: _____
Email: _____

Page 12 **Site Number: 18WA496**
BASIC DATA FORM

44. Site visited by Joel Dworsky
Company/Group name: AECOM
Address: 437 High Street, Burlington NJ 08016
Phone: 609-386-5444
Email: joel.dworsky@aecom.com Date: 12/20/2017

45. Form filled out by: Joel Dworsky
Company/Group name: AECOM
Address: 437 High Street, Burlington NJ 08016
Phone: 609-386-5444
Email: joel.dworsky@aecom.com Date: 03/18/2019

46. Site Summary/Additional Comments (append additional pages if needed):

Precontact Interpretation
The interpretation of the Brumbaugh-Kendle-Grove Farmstead begins well before the establishment of a historic dwelling on the property. During the course of excavation, a variety of pre-contact projectile points and debitage was recovered from deposits across the farm. Based on the diagnostic point types identified during the artifact analysis it appears that the farmstead area was utilized by pre-contact populations from the Middle Archaic through to the Middle Woodland period. While open farmland today, in the precontact period this area was largely covered in forest and was home to a variety of springs and streams that would have attracted game and the human populations who exploited them for food. Excavations determined that artifact density related to precontact utilization was low and highly diffuse, and no precontact activity areas or features were encountered. While not a high concentration, precontact materials were present, especially projectile points. This would seem to suggest that this land was at least being utilized for resource collecting activities such as hunting during these periods, but the absence of associated features suggests that this site was not the location of extended precontact occupation.

Historic Interpretation
There were three major building phases which related to the principal dwelling of the farmstead. The first was established by Jacob Brumbaugh in the mid-18th century, with the house being subsequently expanded by his son Henry sometime within the first decade of the 19th century. The Swisser barn, a long term feature of the site, was also likely constructed during the tenure of Henry in the early 19th century. The farm layout of remained largely stable during the 19th century until the property was sold to Samuel Milford Kendle in in 1895 after which point the main dwelling was razed and the large brick farmhouse that was standing on the site at the time of excavation was constructed. The temporal breakdown of the features suggests that the late 18th-century occupation of the site was centered near Feature 6, the mid-18th century Jacob Brumbaugh *Flurküchenhaus* structure. The principal early 19th-century features included large pathway complexes in the north and east yards, and a set of log stairs leading to the basement of the northern extension of Feature 6, part of the expanded original dwelling that became the basement to the rear ell of the later Kendle period brick farmhouse. Additional potential early to mid-nineteenth century outbuildings in the field to the southwest of Feature 6 suggest that the farmyard area may have continued well south of the 19th-century farmhouse. By the mid-19th century, the smokehouse (Feature 34) and its associated midden (Feature 70) had become part of the landscape. Late 19th-century features were limited to a fence line (Feature 54 complex), a barrel privy (Feature 84), and a disturbance (Feature 95) to one of the cobble pathways (Feature 96). The 20th-century features principally included pipe trenches: one leading to the well, one to a water tank in the west yard, one to septic tank inside a repurposed 19th-century brick cistern (Feature 16), and a complex of pipe trenches constituting the leach field in the fields to the south of the farmhouse. Analysis of the spatial patterning of the site revealed that while the site in general pursued the same general agricultural plan through most of its active operation, the arrangement of the farm yard and structures evolved over time beginning as a more diversified, tasked-based distribution of outbuildings in the 18th century converted to a more collapsed and consolidated complex of attached buildings separated into an agricultural and domestic sphere by the late 19th century.

The faunal assemblage recovered principally from the yard deposits to the west of the farmhouse reflected a domestic economy in which the meatier and larger cuts found in an animal's torso were likely harvested and sold while the somewhat less desirable cuts were kept and eaten on the farm itself, likely first having been preserved via smoking. Ham (leg) cuts, ham hocks, and trotters also appear to have been domestically consumed parts of the pig. Of the beef, the overwhelming majority of the cuts related to the legs commonly referred to now as beef shank, a tougher meat that is commonly slow cooked or stewed. That is not to say that they only consumed less profitable cuts, as sirloin is represented in the cattle cuts. Overall, however, the farm occupants seemed to find a way to both feed themselves amply and still successfully monetized their livestock via meat production for sale. It appears that livestock cultivation

may have been one of the factors that made the Brumbaugh farm more successful than their neighbors; a willingness to give up the personal consumption of fattier meats in exchange for the financial benefits resulting from the sale of such cuts may have been one contributing factor in their success. This household economy strategy was also employed by other Germanic descendant families throughout Appalachia during the 18th and 19th centuries.

Ceramic assemblages showed that during the 18th and 19th centuries there was a heavy reliance on locally produced redwares, with more imported ware increasing in frequency throughout the 19th century. The notable absence of glass vessels in early deposits suggested that domestic production of drink (likely cider given the presence of an orchard on the site and which was stored in archaeologically invisible containers such as barrels) was likely more prevalent than the reliance on purchased items that would have come in bottles. This general absence of beverage-related bottle glass at the site held until the dawn of the 20th century.

MARYLAND ARCHEOLOGICAL SITE SURVEY: PREHISTORIC DATA FORM

Site Number 18WA496

1. Site type (check all applicable):

_____ village	_____ earthen mound
_____ hamlet	_____ shell midden
_____ base camp	_____ fish weir
_____ short-term resource procurement	_____ submerged prehistoric
_____ lithic quarry/extraction	_____ lithic scatter
_____ rockshelter/cave	__X__ unknown
_____ cairn	_____ other: _____

2. Categories of aboriginal material or remains at site (check all applicable):

__X__ flaked stone	_____ human skeletal remains
_____ ground stone	_____ faunal implements/ornaments
_____ stone bowls	_____ faunal material
__X__ fire-cracked rock	_____ oyster shell
_____ other lithics	_____ floral material
_____ ceramics (vessels)	_____ unknown
_____ other fired clay	_____ other: _____

3. Lithic materials (check all applicable):

_____ jasper	_____ steatite
_____ chert	_____ sandstone
__X__ rhyolite	_____ silicified sandstone
__X__ quartz	_____ ferruginous quartzite
__X__ quartzite	_____ European flint
__X__ chalcedony	_____ basalt
_____ ironstone	_____ unknown
_____ argillite	__X__ other: limestone

4. Diagnostics (choose from manual and give number recovered or observed):

1 rhyolite Susquehanna Broadspear
1 rhyolite Otter Creek
1 quartz stemmed
1 rhyolite hafted biface

5. Features present:

_____ yes
__X__ no
_____ unknown

6. Types of features identified (check all applicable):

_____ midden	_____ chipping clusters
_____ shell midden	_____ refuse/storage pits
_____ postholes/molds	_____ burials
_____ house patterns	_____ ossuaries
_____ palisade	_____ unknown
_____ hearths	_____ other: _____

Page 2 **Site Number: 18WA496**
PREHISTORIC DATA FORM

7. Flotation samples collected:
_____ yes
__X__ no
_____ unknown

analyzed:
_____ yes, by _____
_____ no
_____ unknown

8. Samples for radiocarbon dating collected:
_____ yes
__X__ no
_____ unknown

Dates and Lab Reference Nos. _____

9. Soil samples collected:
_____ yes
__X__ no
_____ unknown

analyzed:
_____ yes, by _____
_____ no
_____ unknown

10. Other analyses (specify):_____
_____
_____
_____

11. Additional comments:

Twenty-two pre-contact artifacts (excluding FCR and Unmodified) were recovered from controlled excavations at the Brumbaugh-Kendle-Grove Farmstead site (Table 01). Of this number seven came from natural contexts (five from intact Ab horizons and two from B horizons), while another 10 came from historical features and five from fills. All artifacts are likely to have originated on-site, however, with feature and fill soils coming from local sources. The only known areas of soil importation occurred in the central farmyard beneath the modern driveway, an area that did not contain any pre-contact material. Thus, while these artifacts lack temporal contexts, spatially, they are likely within close proximity to their original site of deposition.

A total of five raw material types were identified in the assemblage including chalcedony, limestone, quartz, quartzite, and metarhyolite (Table 2). Lithic debitage analysis identified early reduction flakes (n=6), bifacial thinning flakes (n=2), shatter (n=2), and flake fragments (n=8). Early reduction flakes represent the majority of technologically diagnostic debitage and include chalcedony (n=2), limestone (n=1), quartz (n=2), and metarhyolite (n=1) raw materials. Both chalcedony early reduction flakes exhibit cobble cortex, and a single limestone flake derived from local bedrock contained block/nodule cortex (Table 3). Bifacial thinning flakes exhibiting facetted/complex platforms are relatively rare and restricted to quartzite (n=1) and metarhyolite (n=1). Two pieces of quartz shatter and several additional flake fragments indicate that a bipolar or informal quartz core was knapped on-site. The preponderance of quartz in the assemblage (n=9) suggests that this toolstone was available in the surrounding area and/or the most recently procured lithic raw material. None of the Brumbaugh-Kendle-Grove Farmstead site debitage exhibits evidence of thermal alteration.

Table 01. Pre-Contact artifact totals

	Chalcedony	Limestone	Quartz	Quartzite	Metarhyolite	Total
Hafted Bifaces			1		3	4
Debitage	2	2	9	3	2	18
Total	***2***	***2***	***10***	***3***	***5***	**22**

Table 2. Debitage totals

Flake Type	Chalcedony	Limestone	Quartz	Quartzite	Metarhyolite	Total
Bifacial Thinning Flakes				1	1	2
Early Reduction Flakes	2	1	2		1	6
Shatter			2			2
Flake Fragments		1	5	2		8
Total	***2***	***2***	***9***	***3***	***2***	***18***

Table 3. Debitage cortex totals

Cortex	Chalcedony	Limestone	Quartz	Quartzite	Metarhyolite	Total
Block/Nodule		1				1
Cobble	2					2
Absent		1	9	3	2	15
Total	***2***	***2***	***9***	***3***	***2***	***18***

A total of four hafted bifaces, three complete and one fragment, was recovered from the Brumbaugh-Kendle-Grove Farmstead site, as described below.

FS 195.1: Generalized Straight Stem

FS 195.1 was assigned to the Generalized Straight Stem type. This quartz specimen exhibits a biconvex transverse cross-section, lateral edge retouch, a distal impact fracture, and a straight stem that is lightly ground (Photo 1). The biface appears to have been knapped from a flake spall as evidenced by the original striking platform at the base of the haft. Cortex and thermal alteration are not present. Metric variables for this specimen are: mass (8.6 g), maximum thickness (10.91 mm), maximum length (38.63 mm), maximum width (24.27 mm), blade length (26.58 mm), shoulder width (23.54 mm), haft length (12.05 mm), neck width (23.54 mm), and basal width (14.79 mm). Generalized Straight Stem points are typically associated with the Late Archaic period (3000–1000 B.C.), but Custer (1996:176) notes that bifaces of this type extend into the Early and Middle Woodland periods (ca. 1000 B.C–A.D. 1000). This artifact came from a deposit of grading fill which capped the Feature 6 foundation complex and was likely redeposited during the yard grading after Kendle built the brick farmhouse and Feature 6 was abandoned.

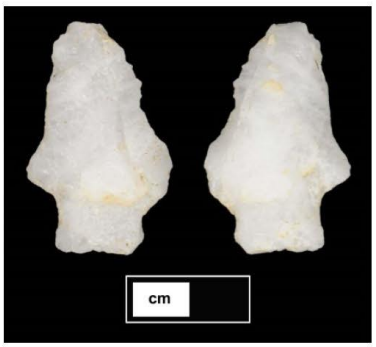

Photo 1. Generalized Straight Stem (FS 195.1).

FS 243.1: Otter Creek

FS 243.1 was assigned to the Otter Creek type. This hafted biface made on metarhyolite displays a lenticular transverse cross-section, well-formed side-notches, and pronounced square-shaped tangs that are wider than the blade element. Grinding is present along the entire haft element (i.e., base, tangs, and notches) of the biface (Photo 2). Cortex and thermal alteration are not present. Metric variables for this specimen are: mass (6.1 g), maximum thickness (6.34 mm), maximum length (39.85 mm), maximum width (27.93 mm), blade length (25.5 mm), shoulder width (22.78 mm), haft length (14.35 mm), neck width (17.04 mm), and basal width (27.93 mm). The Otter Creek type dates between ca. 4600 and 2300 B.C. (Kinsey 1972), straddling both the Middle and Late Archaic periods. This artifact was recovered from the natural B horizon in EU 45 to the west of the southwest corner of the barn. This artifact was found in an undisturbed portion of soil and represents a primary deposit. No other precontact material or features were found in association with this artifact.



Photo 2. Otter Creek (FS 243.1).

FS 276.1: Susquehanna Broadspear

FS 276.1 was assigned to the Susquehanna Broadspear type. This specimen was manufactured on metarhyolite and exhibits a lenticular transverse cross-section, distal impact fracture, and an expanding stem that is entirely ground (Photo 3). Cortex and thermal alteration are not present. The biface also displays heavy weathering on one face, likely due to exposure to the elements for an extended period of time after discard. Metric variables for this specimen are: mass (15.5 g), maximum thickness (8.32 mm), maximum length (62.82 mm), maximum width (29.02 mm), blade length (46.06 mm), shoulder width (29.02 mm), haft length (16.76 mm), neck width (13.7 mm), and basal width (21.55 mm). Susquehanna Broadspears typically date between 2000 and 1000 B.C. and are associated with the later portions of the Late Archaic period, which is sometimes subdivided into the Transitional Archaic (ca. 2300–700 B.C.) (Carr 2015:55). This was the only artifact found at the base of a historic planting, Feature 45 in the west yard. As historic material was found in associated with this artifact and the feature appears to be a planting, possibly natural, then the deposit which contained this artifact likely represents a primary deposition.

Photo 3. Susquehanna Broadspear (FS 276.1).

365.49: Indeterminate Hafted Biface

FS 365.49 could not be assigned to a specific type due to a broken haft element (Photo 4). This specimen was manufactured on metarhyolite, is lenticular in transverse cross-section, and displays a transverse fracture at the intersection of the blade and haft element (i.e., haft snap [Johnson 1979]). The fractured base suggests that this hafted biface was used as a knife or projectile point prior to breakage and discard. Metric variables for this hafted biface fragment are mass (4.8 g), maximum thickness (5.82 mm), maximum length (50.81 mm), and maximum width (19.72 mm). This artifact was found in association with a historic midden feature, Feature 70. This artifact was redeposited into the feature during the historic period, possibly from the adjacent soil. This artifact has a secondary deposition.



Photo 4. Indeterminate Hafted Biface (FS 365.49)

Hafted Biface Chronology

A total of four hafted bifaces were recovered from the Brumbaugh-Kendle-Grove Farmstead site, three of which were temporally diagnostic. The earliest occupation is represented by an Otter Creek point, which typologically dates to ca. 4600–2300 B.C. Later occupations are represented by a Susquehanna Broadspear (ca. 2000–1000 B.C.) and Generalized Straight Stem point (ca. 3000 B.C.–A.D. 1000). However, these two hafted bifaces overlap in time and may be associated with the same Late Archaic occupation. Stemmed points and broadpsears have been recovered from the same temporal context at the Williamson site in the Delaware Valley (Hummer 1991) and at the Canfield Island site in the Susquehanna Valley (Bressler et al. 1983). Taken together, the hafted biface assemblage indicates a conservative date range of 4600–1000 B.C., spanning the Middle and Late Archaic periods. A broader occupational timeframe would extend this date range to the Middle Woodland period, or 4600 B.C.–A.D. 1000.

The Brumbaugh-Kendle-Grove Farmstead pre-contact assemblage is composed of a small number of artifacts (n=22) predominated by locally available lithic raw materials, suggesting that Middle and Late Archaic groups visiting the site had relatively small territorial ranges. Examination of the lithic debitage indicates that at least one chalcedony cobble core and quartz bipolar/informal core were expediently knapped on-site while hafted bifaces were manufactured off-site. The presence of impact fractures, a haft snap, and edge resharpening/retouch on 75% of hafted bifaces recovered suggests that bifaces were discarded, or lost, due to breakage associated with use (Johnson 1979). The low-density artifact scatter, relatively high proportion of hafted bifaces (18.18%), and absence of discarded cores and features suggests that a small number of individuals occupied the site for brief periods of time (Andrefsky 2005; Parry and Kelly 1987). All evidence considered, the Brumbaugh-Kendle-Grove Farmstead site likely represents an ephemeral hunting station (Binford 1980; Stewart 1987a) that was repeatedly occupied throughout the Middle and Late Archaic periods.

12. Form filled out by: Joel Dworsky
Address/Company: AECOM
Date: 03/18/2019

MARYLAND ARCHEOLOGICAL SITE SURVEY: HISTORIC DATA FORM

Site Number 18WA496

1. Site class (check all applicable, check at least one from each group):

a.
- X domestic
- ___ industrial
- ___ transportation
- ___ military
- ___ sepulchre
- ___ religious
- ___ commercial
- ___ educational
- ___ non-domestic agricultural
- ___ unknown
- ___ other: _____

b.
- ___ urban
- X rural
- ___ unknown

c. standing structure:
- X yes
- ___ no
- ___ unknown

d. above-grade/visible ruin:
- X yes
- ___ no
- ___ unknown

2. Site Type (check all applicable):

- X artifact concentration
- ___ possible structure
- X post-in-ground structure
- ___ frame structure
- X masonry structure
- X log structure
- X farmstead
- ___ plantation
- ___ townsite
- ___ road/railroad
- ___ wharf/landing
- ___ bridge
- ___ ford
- ___ mill (specify: _____)
- ___ raceway
- ___ quarry
- ___ furnace/forge
- ___ other industrial (specify): _____
- ___ battlefield
- ___ military fortification
- ___ military encampment
- X cemetery
- ___ unknown
- ___ other: _____

3. Ethnic Association:

- ___ Native American
- X African American
- X Angloamerican
- ___ Hispanic American
- ___ Asian American
- ___ other Euroamerican (specify): _____
- ___ unknown
- ___ other: _____

4. Categories of material remains present (check all applicable):

- X ceramics
- X bottle/table glass
- X other kitchen artifacts
- X architecture
- X furniture
- X arms
- X clothing
- X personal items
- X tobacco pipes
- X activity items
- P human skeletal remains
- X faunal remains
- X floral remains
- X organic remains
- ___ unknown
- ___ other: human remains likely exist in cemetery but weren't sampled during excavation

5. Diagnostics (choose from manual and give number recorded or observed):

- Early-Mid 18th century Coins (9)
- Light Yellow Creamware (844)
- Pearlware (1758)
- English Brown Stoneware (1)
- White Salt Glazed Stoneware (1)
- Whitewares (1316)
- Wrought Nails (38)
- Wire Nails (492)
- Machine cut nails (2300)
- White glass mason jar liners (1)
- Canton Porcelain (31)

Page 2 **Site Number: 18WA496**

HISTORIC DATA FORM

6. Features present:
   - _X_ yes
   - ___ no
   - ___ unknown

7. Types of features present:
   - ___ construction feature
   - _X_ foundation
   - ___ cellar hole/storage cellar
   - _X_ hearth/chimney base
   - _X_ posthole/postmold
   - ___ paling ditch/fence
   - _X_ privy
   - _X_ well/cistern
   - _X_ trash pit/dump
   - _X_ sheet midden
   - _X_ planting feature
   - _X_ road/drive/walkway
   - ___ depression/mound
   - ___ burial
   - ___ railroad bed
   - ___ earthworks
   - ___ raceway
   - ___ wheel pit
   - ___ unknown
   - ___ other: _____

8. Flotation samples collected:
   - _X_ yes
   - ___ no
   - ___ unknown

   analyzed:
   - _X_ yes, by AECOM
   - ___ no
   - ___ unknown

9. Soil samples collected:
   - _X_ yes
   - ___ no
   - ___ unknown

   analyzed:
   - _X_ yes, by AECOM
   - ___ no
   - ___ unknown

10. Other analyses (specify): Faunal

11. Additional comments:

12. Form filled out by: Joel Dworsky
    Address/Company: AECOM
    Date: 03/15/2019

Appendix J

ARTIFACT CATALOG

FS	SB	Fea	TU	STP	Cxt	Strat	Hzn	AU	Count	H/P	Group	Class	Material	Object	Object Color	Part	Manufacture Technique	Ware	1st Decoration	2nd Decoration	Decoration Color	Pattern/Motif	Makers Mark	Mends	Vessel #	Common Name (Species)	Typology	Comments	Dates	Reference
1.1					GC				2	H	Household	Ceramic	Coarse Earthenware	Indeterminate		Body Sherd		Redware	Lead Glazed	Single Glazed	Brown							sherds from multiple vessels		
1.10					GC				2	H	Hardware	Metal	Iron	Fence Fragment			Wire											twisted wire		
1.1					GC				2	H	Household	Ceramic	Coarse Earthenware	Hollowware		Body Sherd		Redware	Lead Glazed	Single Glazed	Brown, Light							Sherds have a light brown glaze with dark brown flecks on the interior. Exterior is undecorated. Spalled lines on the glaze. Sherds do not directly mend. Might go with the same vessel that 348.2 goes with.		
1.11					GC				1	H	Tool	Metal	Iron	File		Base Sherd	Indeterminate											Pointed tang, rusted Broken in half.		
1.12					GC				1	H	Hardware	Metal	Iron	Chain Link		Complete	Indeterminate											6 links		
1.13					GC				1	H	Hardware	Metal	Iron	Chain Link		Fragment	Indeterminate											link from a chain drive, square shaped		
1.14					GC				2	H	Indeterminate	Metal	Iron	Indeterminate		Fragment	Cast											cast iron fragments, triangular shaped		
1.15					GC				1	H	Indeterminate	Metal	Iron	Indeterminate		Fragment	Hand Wrought											oval shaped tang with part of an angled post, hand formed eye		
1.16					GC				1	H	Hardware	Metal	Iron	Pin		Complete	Hand Wrought											wedge shaped pin, with hole on the large end		
1.17					GC				1	H	Indeterminate	Metal	Iron	Indeterminate		Fragment	Cast											thick curved cast iron fragment		Miller et al 2000:13
1.18					GC				1	H	Hardware	Metal	Iron	Ring		Complete	Indeterminate											large iron ring (2.5 inch diameter) possible harness hardware		
1.19					GC				1	H	Hardware	Metal	Iron	Ring		Complete	Indeterminate											oval shaped ring, seam where the two ends meet		
1.2					GC				1	H	Household	Glass	Common Glass	Bottle	Aqua	Body Sherd	Mold Blown, Indeterminate											weathered and chipped sherd		
1.20					GC				1	H	Hardware	Metal	Iron	Strap		Complete	Hand Wrought											wrought iron strap with two punched holes		
1.21					GC				1	H	Hardware	Metal	Iron	Strap		Fragment	Hand Wrought											half of a wrought iron strap with one punched hole		
1.22					GC				1	H	Indeterminate	Metal	Iron	Indeterminate		Fragment	Cast											cast iron disk shaped plate, raised ridges on one surface, raised ledge on opposite, round hole along the broken edge		
1.23					GC				1	H	Indeterminate	Metal	Iron	Indeterminate		Fragment	Hand Wrought											Y-Shaped wrought iron fragment with broken ends		Wells 2000:324-326
1.24					GC				1	H	Hardware	Metal	Iron	strap		Fragment	Hand Wrought											wrought iron strap fragment		
1.25					GC				1	H	Hardware	Metal	Iron	Handle		Complete	Cast											large cast iron handle		
1.26					GC				1	H	Indeterminate	Metal	Iron	Indeterminate		Fragment	Cast											thick flat cast iron fragment		
1.27					GC				1	H	Indeterminate	Metal	Iron	Indeterminate		Fragment	Cast											cast iron object with 3 broken ends, center hole		
1.28					GC				1	H	Household	Glass	Common Glass	Indeterminate	Amber	Body Sherd	Indeterminate											Curved amber colored glass body sherd.		
1.29					GC				1	H	Household	Ceramic	Coarse Earthenware	Hollowware		Body Sherd		Redware	Slip Decorated	Double Glazed	Yellow	Indeterminate						Faded yellow slip on exterior. Interior is brown.		
1.30					GC				1	H	Household	Ceramic	Coarse Earthenware	Jar		Rim Sherd		Redware	Lead Glazed	Single Glazed	Brown							Brown glaze on interior. Jar rim.		Wells 2000:324-326
1.3					GC				2	H	Household	Glass	Non-Lead Glass	Container Glass	Purple/Solarized	Body Sherd	Mold Blown, Indeterminate											weathered and chipped sherds		
1.31					GC				1	H	Household	Ceramic	Refined Earthenware	Flatware		Base Sherd		Whiteware	Indeterminate				999					Partial black printed maker's mark is present. All that remains of mark is "COOK &...". Cook Pottery is a Trenton pottery that operated between 1893 & 1859 but the partial mark does not match any of their mark and they never seem to be listed as "Cook &".	1815-	Azizi et al 1996
1.4					GC				1	H	Personal	Metal	Copper Alloy	Buckle		Almost Complete												Square belt buckle frame.		
1.5					GC				4	H	Architectural	Metal	Iron	Nail		Almost Complete	Hand Wrought											large hand wrought nails with Rose Heads, possible door nails		
1.6					GC				1	H	Hardware	Metal	Iron	Bolt		Fragment	Indeterminate											round threads shaft fragment		Azizi et al 1996
1.7					GC				2	H	Architectural	Metal	Iron	Nail		Complete	Hand Wrought											T head, bent		Azizi et al 1996
1.8					GC				3	H	Architectural	Metal	Iron	Nail		Fragment	Hand Wrought											shaft fragments		www.jefpat.org
1.9					GC				1	H	Architectural	Metal	Iron	Nail		Complete	Wire											bent	1885-	Wells 2000:326-327
2.1				N497.5, E477.5		1	Ap		1	H	Household	Ceramic	Refined Earthenware	Indeterminate		Base Sherd		White Granite	Indeterminate									Small sherd; no decoration visible.	1840-1930	www.jefpat.org
2.2				N497.5, E477.5		1	Ap		1	H	Household	Ceramic	Coarse Earthenware	Hollowware		Body Sherd		Redware	Lead Glazed	Single Glazed	Brown, Dark							Interior glazed; exterior unglazed.		www.jefpat.org
2.3				N497.5, E477.5		1	Ap		2	H	Household	Ceramic	Coarse Earthenware	Hollowware		Body Sherd		Redware	Lead Glazed	Single Glazed	Brown							Interior glazed; exterior unglazed. Sherds do not mend. One sherd is slightly charred.		
2.4				N497.5, E477.5		1	Ap		1	O	Indeterminate	Fauna	Bone	Tooth		Fragment										Unidentified Mammal				
3.1				N497.5, E477.5		2	Fill		1	H	Household	Ceramic	Coarse Earthenware	Hollowware		Rim Sherd		Redware	Lead Glazed	Single Glazed	Brown, Dark							Possibly a jar but not enough remains to be certain. Interior glazed; exterior unglazed.		
3.2				N497.5, E477.5		2	Fill		1	H	Household	Ceramic	Coarse Earthenware	Hollowware		Rim Sherd		Redware	Lead Glazed	Double Glazed	Brown, Dark									Denker & Denker 1985:54-68
3.3				N497.5, E477.5		2	Fill		1	O	Indeterminate	Fauna	Bone	Bone		Fragment										Unidentified Mammal		Bone fragment likely belonging to a medium/large-sized mammal. No butcher marks visible.		
4.1				N497.5, E470		1	Ap		1	H	Household	Ceramic	Refined Earthenware	Indeterminate		Body Sherd		Pearlware	Indeterminate									Small sherd with no decoration visible.	1775-1840	Azizi et al 1996, Miller 1993
4.2				N497.5, E470		1	Ap		1	H	Household	Ceramic	Coarse Earthenware	Indeterminate		Rim Sherd		Redware	Interior Spalled, Exterior Unglazed											
4.3				N497.5, E470		1	Ap		2	H	Household	Ceramic	Coarse Earthenware	Indeterminate		Body Sherd		Redware	Lead Glazed	Single Glazed	Brown							Interior glazed; exterior unglazed. Sherds do not mend. One sherd is slightly charred on the exterior.		
4.4				N497.5, E470		1	Ap		1	H	Household	Ceramic	Coarse Earthenware	Hollowware		Body Sherd		Redware	Lead Glazed	Double Glazed	Dark Brown & Gray							Interior is dark brown glazed; exterior is covered in a gray glaze/slip.		
4.5				N497.5, E470		1	Ap		1	H	Architectural	Glass	Non-Lead Glass	Window Glass	Colorless	Fragment														
4.6				N497.5, E470		1	Ap		1	H	Household	Glass	Non-Lead Glass	Container Glass	Colorless	Finish	Mold Blown, Indeterminate											Screw top finish fragment either belonging to a large bottle or jar. Possibly machine-made but not enough of finish remains to be certain.		
5.1				N497.5, E485		1	Ap		1	H	Household	Ceramic	Refined Earthenware	Indeterminate		Rim Sherd		Whiteware	Interior Spalled									Small sherd with no decoration visible.	1815-	Azizi et al 1996
5.2				N497.5, E485		1	Ap		1	H	Household	Ceramic	Refined Earthenware	Indeterminate		Body Sherd		Whiteware	Interior Spalled									Small sherd with no decoration visible.	1815-	Azizi et al 1996
5.3				N497.5, E485		1	Ap		1	H	Household	Ceramic	Coarse Earthenware	Hollowware		Body Sherd		Redware	Lead Glazed	Single Glazed	Brown, Dark							Interior glazed; exterior unglazed.		Azizi et al 1996
5.4				N497.5, E485		1	Ap		1	H	Household	Ceramic	Coarse Earthenware	Hollowware		Body Sherd		Redware	Lead Glazed	Single Glazed	Black							Interior glazed; exterior unglazed.		
5.5				N497.5, E485		1	Ap		1	H	Household	Ceramic	Coarse Earthenware	Indeterminate		Body Sherd		Redware	Lead Glazed	Single Glazed	Brown							Interior glazed; exterior unglazed.		
5.6				N497.5, E485		1	Ap		1	H	Household	Ceramic	Coarse Earthenware	Indeterminate		Body Sherd		Redware	Interior Spalled, Exterior Unglazed											

FS	SB	Fea	TU	STP	Cxt	Strat	Hzn	AU	Count	H/P	Group	Class	Material	Object	Object Color	Part	Manufacture Technique	Ware	1st Decoration	2nd Decoration	Decoration Color	Pattern/Motif	Makers Mark	Mends	Vessel #	Common Name (Species)	Typology	Comments	Dates	Reference
5.7				N497.5, E485		1	Ap		1	H	Household	Ceramic	Coarse Earthenware	Hollowware		Body Sherd		Redware	Lead Glazed	Double Glazed	Brown & Gray							Interior brown glazed; exterior is covered in a gray glaze/slip.		
5.8				N497.5, E485		1	Ap		1	H	Hardware	Metal	Iron	Bolt		Complete	Indeterminate													
6.1				N505, E455		1	Ap2		1	H	Household	Ceramic	Refined Earthenware	Indeterminate		Body Sherd		Pearlware	Exterior Spalled									No decoration visible.	1775-1840	Azizi et al 1996
6.10				N505, E455		1	Ap2		1	H	Architectural	Glass	Common Glass	Window Glass	Aqua	Fragment														
6.11				N505, E455		1	Ap2		1	H	Household	Glass	Milk Glass	Lid Liner	White, Opaque	Fragment	Pressed											Begin date based on when milk glass canning jar lid liners began to be used.	1869-	Miller et al 2000:8
6.12				N505, E455		1	Ap2		1	H	Household	Glass	Lead	Container Glass	Colorless	Body Sherd	Mold Blown, Indeterminate											Likely a tableware because it is lead glass, but sherd is not big enough to say for certain.		
6.13				N505, E455		1	Ap2		1	H	Architectural	Metal	Iron	Nail		Complete	Wrought											Nail head unidentified.	-1890	
6.14				N505, E455		1	Ap2		4	O	Indeterminate	Fauna	Bone	Bone		Fragment										Unidentified Mammal		No butcher marks visible.		
6.2				N505, E455		1	Ap2		1	H	Household	Ceramic	Refined Earthenware	Hollowware		Body Sherd		Whiteware	Indeterminate									No decoration visible.	1815-	Azizi et al 1996
6.3				N505, E455		1	Ap2		1	H	Household	Ceramic	Refined Earthenware	Hollowware		Rim Sherd		Whiteware	Printed		Black	Indeterminate						Likely a coffee or tea cup but sherd is too small to say for certain.	1815-1915	Azizi et al 1996
6.4				N505, E455		1	Ap2		1	H	Household	Ceramic	Refined Earthenware	Indeterminate		Body Sherd		White Granite	Indeterminate										1840-1930	www.jefpat.org
6.5				N505, E455		1	Ap2		2	H	Household	Ceramic	Coarse Earthenware	Hollowware		Body Sherd		Redware	Exterior Spalled, Interior Unglazed									Sherds do not mend.		
6.6				N505, E455		1	Ap2		1	H	Household	Ceramic	Coarse Earthenware	Hollowware		Body Sherd		Redware	Lead Glazed	Single Glazed	Brown, Dark							Thin-bodied sherd with very smooth glaze on interior.		
6.7				N505, E455		1	Ap2		1	H	Household	Ceramic	Coarse Earthenware	Hollowware		Body Sherd		Redware	Lead Glazed	Single Glazed	Brown							Interior glazed; exterior unglazed.		Azizi et al 1996
6.8				N505, E455		1	Ap2		1	H	Household	Ceramic	Coarse Earthenware	Hollowware		Rim Sherd		Redware	Lead Glazed	Single Glazed	Brown, Dark							Interior glazed; exterior unglazed.		
6.9				N505, E455		1	Ap2		1	H	Household	Ceramic	Coarse Earthenware	Pan/Bowl		Base Sherd		Redware	Slip Decorated	Single Glazed	White	Trailed Slip						Unusual form, likely a pan or bowl. Object is footed with a flat platform base. One wavy white slip line is visible on the interior of the sherd.		
7.1				N505, E455		2	Ap2		1	H	Household	Ceramic	Coarse Earthenware	Hollowware		Rim Sherd		Redware	Lead Glazed	Single Glazed	Brown							German-style rim. Interior glazed; exterior unglazed. Glaze present on exterior of rim but does not appear to be on the exterior body of the vessel.		
7.2				N505, E455		2	Ap2		1	H	Indeterminate	Metal	Iron	Indeterminate		Fragment	Indeterminate											Unidentified rectangular object, broken at both ends. Square in cross-section. Small fragments of wood are adhered to parts of the object.		
8.1				N505, E470		1	A		1	H	Architectural	Glass	Common Glass	Window Glass	Aqua	Fragment														
9.10				N505, E477.5		1	Ao		4	H	Household	Glass	Non-Lead Glass	Indeterminate	Colorless	Body Sherd	Indeterminate											Unidentified curved sherds; multiple objects represented.		Cheek 2016:89
9.1				N505, E477.5		1	Ao		7	H	Household	Ceramic	Refined Earthenware	Indeterminate		Body Sherd		Whiteware	Indeterminate									Small sherds with no decoration visible; multiple vessels represented.	1815-	Azizi et al 1996
9.11				N505, E477.5		1	Ao		6	H	Household	Glass	Common Glass	Indeterminate	Aqua, Light	Body Sherd	Indeterminate											Unidentified curved sherds; multiple objects represented.		:324-326
9.12				N505, E477.5		1	Ao		1	H	Architectural	Metal	Iron	Nail		Complete	Cut											Nail head unidentified.	1880-	Wells 2000:326-327
9.2				N505, E477.5		1	Ao		1	H	Household	Ceramic	Refined Earthenware	Indeterminate		Body Sherd		Pearlware	Indeterminate									No decoration visible.	1775-1840	Azizi et al 1996
9.3				N505, E477.5		1	Ao		2	H	Household	Ceramic	Refined Earthenware	Indeterminate		Body Sherd		Pearlware	Printed		Blue	Indeterminate						Sherds are too small to identify pattern. Sherds do not mend.	1803-1830	www.jefpat.org
9.4				N505, E477.5		1	Ao		1	H	Household	Ceramic	Refined Earthenware	Hollowware		Body Sherd		Pearlware	Dipt	Engine Turned	Polychrome	Indeterminate						White, yellow, and blue bands visible. Engine turned decoration visible on the white band. Looks to be red engine turned ovals with dark brown slip around their edges.	1775-1860	Azizi et al 1996, www.jefpat.org
9.5				N505, E477.5		1	Ao		1	H	Household	Ceramic	Coarse Earthenware	Indeterminate		Body Sherd		Redware	Interior Spalled, Exterior Unglazed											
9.6				N505, E477.5		1	Ao		1	H	Household	Ceramic	Coarse Earthenware	Indeterminate		Body Sherd		Redware	Slip Decorated	Single Glazed	Yellow	Indeterminate						Small sherd, likely a pan or dish. One wavy slip line visible.		Wells 2000:324-326
9.7				N505, E477.5		1	Ao		2	H	Household	Ceramic	Coarse Earthenware	Hollowware		Body Sherd		Redware	Lead Glazed	Single Glazed	Brown, Dark			w/ self				Sherds mend. Interior glazed; exterior unglazed.		
9.8				N505, E477.5		1	Ao		1	H	Household	Ceramic	Coarse Earthenware	Hollowware		Base Sherd		Redware	Lead Glazed	Single Glazed	Brown							Interior glazed; exterior unglazed.		
9.9				N505, E477.5		1	Ao		4	H	Architectural	Glass	Common Glass	Window Glass	Aqua	Fragment														
10.1				N505, E485		1	Ao		1	H	Household	Ceramic	Refined Earthenware	Indeterminate		Body Sherd		Creamware	Indeterminate									No decoration visible.	1762-1820	Miller et al 2000:12
10.10				N505, E485		1	Ao		6	H	Architectural	Glass	Common Glass	Window Glass	Aqua	Fragment														
10.11				N505, E485		1	Ao		3	H	Household	Glass	Common Glass	Container Glass	Amber	Body Sherd	Indeterminate											Thin, curved sherds. Sherds do not mend but likely belong to the same vessel.		
10.12				N505, E485		1	Ao		1	H	Household	Glass	Non-Lead Glass	Indeterminate	Colorless	Body Sherd	Indeterminate											Small, very thin, curved colorless sherd.		
10.13				N505, E485		1	Ao		0	O	Food Related	Fauna	Shell	Shell Fragment												Oyster		Count = 1		
10.14				N505, E485		1	Ao		1	O	Indeterminate	Fauna	Bone	Bone		Fragment										Unidentified Mammal		No butcher marks visible.		
10.15				N505, E485		1	Ao		1	O	Indeterminate	Fauna	Bone	Tooth		Fragment										Unidentified Mammal				
10.16				N505, E485		1	Ao		1	H	Indeterminate	Metal	Iron	Indeterminate		Complete	Indeterminate											Iron ring. Approximate diameter of 2.4". Metal is 0.20" thick and the width varies throughout with the widest being 0.92" and the narrowest being 0.57".		
10.17				N505, E485		1	Ao		2	H	Architectural	Metal	Iron	Nail		Complete	Cut											Nail head unidentified. Cannot determine what type of cut nail it is.		
10.18				N505, E485		1	Ao		1	H	Architectural	Metal	Iron	Nail		Complete	Cut											Nail head unidentified. Head is rounded on one end and pointed on the other. Cannot determine what type of cut nail it is.		
10.19				N505, E485		1	Ao		1	H	Architectural	Metal	Iron	Nail		Fragment	Cut											Nail head unidentified. Possibly a flat head nail. Cannot determine what type of cut nail it is.		Wells 2000:324-326
10.2				N505, E485		1	Ao		1	H	Household	Ceramic	Refined Earthenware	Indeterminate		Body Sherd		Pearlware	Indeterminate									No decoration visible.	1775-1840	Azizi et al 1996
10.20				N505, E485		1	Ao		1	H	Architectural	Metal	Iron	Nail		Complete	Hand Wrought											Clinched nail with a rosehead and a flat tip.	-1830	
10.3				N505, E485		1	Ao		3	H	Household	Ceramic	Refined Earthenware	Indeterminate		Body Sherd		Whiteware	Indeterminate									Sherds do not mend, at least two vessels represented.	1815-	Azizi et al 1996
10.4				N505, E485		1	Ao		1	H	Household	Ceramic	Coarse Earthenware	Hollowware		Body Sherd		Redware	Lead Glazed	Single Glazed	Brown, Dark							Interior glazed; exterior covered in a light, clear slip.		Cheek 2016:89
10.5				N505, E485		1	Ao		3	H	Household	Ceramic	Coarse Earthenware	Hollowware		Body Sherd		Redware	Lead Glazed	Single Glazed	Brown, Dark							Interior glazed; exterior unglazed. Sherds do not mend.		
10.6				N505, E485		1	Ao		2	H	Household	Ceramic	Coarse Earthenware	Indeterminate		Body Sherd		Redware	Lead Glazed	Single Glazed	Brown							Interior glazed; exterior unglazed. Sherds do not mend.		
10.7				N505, E485		1	Ao		2	H	Household	Ceramic	Coarse Earthenware	Indeterminate		Body Sherd		Redware	Lead Glazed	Single Glazed	Brown, Light							Interior glazed; exterior unglazed. Sherds do not mend.		
10.8				N505, E485		1	Ao		1	H	Household	Ceramic	Coarse Earthenware	Hollowware		Body Sherd		Redware	Lead Glazed	Interior Spalled	Brown, Light							Exterior glazed; interior spalled.		
10.9				N505, E485		1	Ao		1	H	Household	Ceramic	Coarse Earthenware	Hollowware		Body Sherd		Redware	Slip Decorated	Single Glazed	Dark Brown & White	Trailed Slip						One straight dark brown slip line and one thin, wavy white slip line are visible.		

FS	SB	Fea	TU	STP	Cxt	Strat	Hzn	AU	Count	H/P	Group	Class	Material	Object	Object Color	Part	Manufacture Technique	Ware	1st Decoration	2nd Decoration	Decoration Color	Pattern/Motif	Makers Mark	Mends	Vessel #	Common Name (Species)	Typology	Comments	Dates	Reference
11.1				N505, E492.5		1	Ap		1	H	Household	Ceramic	Coarse Earthenware	Indeterminate		Body Sherd		Whiteware	Indeterminate									Small sherd with no decoration visible.	1815-	Azizi et al 1996
11.2				N505, E492.5		1	Ap		3	H	Household	Ceramic	Coarse Earthenware	Hollowware		Body Sherd		Redware	Lead Glazed	Single Glazed	Brown, Dark							Interior glazed; exterior unglazed. Sherds do not mend.		
11.3				N505, E492.5		1	Ap		2	H	Household	Ceramic	Coarse Earthenware	Hollowware		Body/Rim Sherd		Redware	Lead Glazed	Single Glazed	Brown, Dark			w/ self				Interior glazed; exterior unglazed. Sherds mend.		
11.4				N505, E492.5		1	Ap		2	H	Household	Ceramic	Coarse Earthenware	Hollowware		Body Sherd		Redware	Lead Glazed	Single Glazed	Brown, Dark							Interior glazed; exterior unglazed. Sherds do not mend.		
11.5				N505, E492.5		1	Ap		3	H	Household	Ceramic	Coarse Earthenware	Hollowware		Body Sherd		Redware	Lead Glazed	Double Glazed	Dark Brown & Gray							Interior is dark brown glazed; exterior is covered in a gray slip. Sherds do not mend but likely belong to the same vessel.		
11.6				N505, E492.5		1	Ap		1	H	Household	Ceramic	Coarse Earthenware	Indeterminate		Body Sherd		Redware	Lead Glazed	Single Glazed	Brown, Light							Interior glazed; exterior unglazed.		
11.7				N505, E492.5		1	Ap		1	O	Indeterminate	Fauna	Bone	Bone		Fragment										Unidentified Mammal		No butcher marks visible.		
12.1				N512.5, E455		1	Ap1		1	H	Household	Ceramic	Refined Earthenware	Indeterminate		Body Sherd		Pearlware	Printed		Blue	Indeterminate						Sherd is too small to identify pattern.	1803-1830	www.jefpat.org
12.10				N512.5, E455		1	Ap1		1	H	Household	Ceramic	Coarse Earthenware	Indeterminate		Body Sherd		Redware	Lead Glazed	Exterior Spalled	Brown									
12.11				N512.5, E455		1	Ap1		1	H	Household	Ceramic	Coarse Earthenware	Indeterminate		Body Sherd		Redware	Interior Spalled, Exterior Unglazed											
12.12				N512.5, E455		1	Ap1		1	H	Personal	Ceramic	Porcelain	Button	White	Complete	Pressed	Porcelain, Hard Paste										Dish/saucer-type prosser button with 4 hole sew-through.	1840-1960	Sprague 2002:111,
12.13				N512.5, E455		1	Ap1		1	H	Household	Glass	Non-Lead Glass	Container Glass	Colorless	Rim Sherd	Pressed		Molded Pattern			Indeterminate						Small pressed sherd, decorated on exterior. Possibly a lid fragment.		www.jefpat.org
12.14				N512.5, E455		1	Ap1		1	H	Household	Glass	Non-Lead Glass	Container Glass	Colorless	Body Sherd	Pressed		Molded Pattern			Ribbed						Small sherd; slightly solarized. Looks like wide, rounded ribs are present on interior of sherd.		www.jefpat.org
12.15				N512.5, E455		1	Ap1		1	H	Hardware	Metal	Iron	Hinge		Almost Complete	Indeterminate											Almost complete door hinge.		
12.16				N512.5, E455		1	Ap1		2	H	Architectural	Metal	Iron	Nail		Fragment	Indeterminate										Indeterminate	Too rusted to identify manufacturing technique.		
12.17				N512.5, E455		1	Ap1		9	H	Architectural	Metal	Iron	Nail		Fragment	Square											Too rusted to identify manufacturing technique more specifically.		Wells 2000:324-326
12.18				N512.5, E455		1	Ap1		1	H	Architectural	Metal	Iron	Nail		Complete	Cut											Hand-headed. Possibly a lath-headed nail.	1790-1830	Wells 2000:323-325
12.19				N512.5, E455		1	Ap1		6	H	Architectural	Metal	Iron	Nail		Complete	Cut											Flat-headed nails. Cannot determine if they are hand-headed or completely machine made.		
12.2				N512.5, E455		1	Ap1		1	H	Household	Ceramic	Refined Earthenware	Indeterminate		Body Sherd		Pearlware	Indeterminate									Small sherd with no decoration visible.	1775-1840	Azizi et al 1996
12.20				N512.5, E455		1	Ap1		1	H	Architectural	Metal	Iron	Nail		Fragment	Cut											Possibly hand-headed but rust around head of nail makes it difficult to say for certain.		
12.21				N512.5, E455		1	Ap1		1	H	Architectural	Metal	Iron	Nail		Fragment	Cast											Cast iron nail with head.		Miller et al 2000:12
12.22				N512.5, E455		1	Ap1		3	H	Architectural	Metal	Iron	Nail		Complete	Wire												1880-	Wells 2000:326-327
12.23				N512.5, E455		1	Ap1		1	H	Indeterminate	Metal	Indeterminate	Indeterminate		Complete	Indeterminate											Very small coiled, ring. Possibly a very small spring. Either copper alloy or white metal.		
12.24				N512.5, E455		1	Ap1		1	H	Hardware	Metal	Iron	Wire		Fragment	Indeterminate													
12.3				N512.5, E455		1	Ap1		1	H	Household	Ceramic	Refined Earthenware	Indeterminate		Base Sherd		Pearlware	Indeterminate									No decoration visible; footring has spalled off.	1775-1840	Azizi et al 1996, Wells 2000:324-326
12.4				N512.5, E455		1	Ap1		6	H	Household	Ceramic	Refined Earthenware	Indeterminate		Body Sherd		Whiteware	Indeterminate									No decoration visible; multiple vessels represented.	1815-	Azizi et al 1996
12.5				N512.5, E455		1	Ap1		1	H	Household	Ceramic	Refined Earthenware	Tableware, General		Body/Rim Sherd		Whiteware	Indeterminate									Possibly a dish or baker rim fragment. No decoration visible.	1815-	Azizi et al 1996
12.6				N512.5, E455		1	Ap1		1	H	Household	Ceramic	Coarse Earthenware	Hollowware		Rim Sherd		Redware	Lead Glazed	Single Glazed	Brown							Interior glazed; exterior unglazed.		Miller et al 2000:13
12.7				N512.5, E455		1	Ap1		1	H	Household	Ceramic	Coarse Earthenware	Hollowware		Body Sherd		Redware	Lead Glazed	Single Glazed	Brown							Interior glazed; exterior unglazed.		
12.8				N512.5, E455		1	Ap1		1	H	Household	Ceramic	Coarse Earthenware	Hollowware		Body Sherd		Redware	Lead Glazed	Double Glazed	Brown & Gray							Interior is brown glazed; exterior is covered in gray slip.		
12.9				N512.5, E455		1	Ap1		4	H	Household	Ceramic	Coarse Earthenware	Hollowware		Body Sherd		Redware	Lead Glazed	Single Glazed	Brown, Light							Interior glazed; exterior unglazed. Likely more than one vessel is represented.		
13.1				N512.5, E455		2	Ap2		1	H	Household	Ceramic	Refined Earthenware	Indeterminate		Body Sherd		Pearlware	Indeterminate									Small sherd with no decoration visible.	1775-1840	Azizi et al 1996
13.2				N512.5, E455		2	Ap2		5	H	Architectural	Metal	Iron	Nail		Complete	Cut											Cannot determine is nails are hand-headed or completely machine-made.		
13.3				N512.5, E455		2	Ap2		2	H	Architectural	Metal	Iron	Nail		Fragment	Square											Cannot determine manufacturing technique more specifically.		
14.10				N512.5, E462.5		1	Ao		1	H	Household	Ceramic	Coarse Earthenware	Hollowware		Rim Sherd		Redware	Lead Glazed	Single Glazed	Brown, Dark							German-style rim. Interior glazed; exterior unglazed.		Wells 2000:324-326
14.1				N512.5, E462.5		1	Ao		1	H	Household	Ceramic	Refined Earthenware	Indeterminate		Body Sherd		Creamware	Indeterminate									No decoration visible.	1762-1820	Miller et al 2000:12
14.11				N512.5, E462.5		1	Ao		1	H	Household	Ceramic	Porcelain	Teaware, General		Rim Sherd		Porcelain, Chinese Export	Painted, Overglaze		Red	Indeterminate						Red painted decoration on exterior rim. Ghost image of line on interior rim. Under the interior line, there are several crusted brown spots visible. Unclear if it is more painted decoration or just something adhered to the sherd. Likely a tea cup.		
14.12				N512.5, E462.5		1	Ao		2	H	Architectural	Glass	Common Glass	Window Glass	Aqua	Fragment														
14.13				N512.5, E462.5		1	Ao		1	H	Household	Glass	Lead	Indeterminate	Colorless	Body Sherd	Indeterminate											Very thin, curved colorless sherd. Possibly lamp glass.		
14.14				N512.5, E462.5		1	Ao		2	H	Household	Glass	Non-Lead Glass	Indeterminate	Colorless	Body Sherd	Indeterminate											Very thin, curved colorless sherds. Possibly lamp glass.		
14.15				N512.5, E462.5		1	Ao		1	H	Fuel	Lithic	Coal	Coal Fragment																
14.16				N512.5, E462.5		1	Ao		1	O	Indeterminate	Fauna	Bone	Bone		Fragment										Unidentified Mammal		No butcher marks visible.		
14.17				N512.5, E462.5		1	Ao		1	H	Activities	Lithic	Slate	Writing Slate	Gray, Dark	Fragment														
14.18				N512.5, E462.5		1	Ao		5	H	Indeterminate	Synthetic	Plastic	Indeterminate	White, Opaque	Base/Body Sherd												Probably a small plastic container. Two pieces mend. 20th century plastic.	1915-	Miller et al 2000:16
14.19				N512.5, E462.5		1	Ao		4	H	Architectural	Metal	Iron	Nail		Complete	Cut											Cannot determine if nails are hand-headed or completely machine-made.		
14.2				N512.5, E462.5		1	Ao		2	H	Household	Ceramic	Refined Earthenware	Indeterminate		Body Sherd		Pearlware	Printed		Blue	Indeterminate						Small sherds with unidentified patterns. Separate vessels represented.	1803-1830	www.jefpat.org
14.20				N512.5, E462.5		1	Ao		1	H	Indeterminate	Other	Composite	Screw Cap		Complete	Indeterminate											Small screw cap, possibly belonging to a small bottle. Cap is white metal or copper alloy and has a rubber ring liner on the underside of the cap.		
14.21				N512.5, E462.5		1	Ao		2	H	Architectural	Metal	Iron	Nail		Complete	Square											Small nails; too rusted to identify manufacturing technique more specifically.		
14.22				N512.5, E462.5		1	Ao		2	H	Architectural	Metal	Iron	Nail		Complete	Cut											Machine-cut nails.	1810-1890	Wells 2000:324-326, Azizi et al 1996

FS	SB	Fea	TU	STP	Cxt	Strat	Hzn	AU	Count	H/P	Group	Class	Material	Object	Object Color	Part	Manufacture Technique	Ware	1st Decoration	2nd Decoration	Decoration Color	Pattern/Motif	Makers Mark	Mends	Vessel #	Common Name (Species)	Typology	Comments	Dates	Reference
14.3				N512.5, E462.5		1	Ao		1	H	Household	Ceramic	Refined Earthenware	Indeterminate		Body Sherd		Pearlware	Indeterminate									No decoration visible.	1775-1840	Azizi et al 1996
14.4				N512.5, E462.5		1	Ao		2	H	Household	Ceramic	Refined Earthenware	Hollowware		Rim Sherd		Whiteware	Indeterminate									No decoration visible. Separate vessels represented.	1815-	Azizi et al 1996, Miller et al 2000:12
14.5				N512.5, E462.5		1	Ao		1	H	Household	Ceramic	Refined Earthenware	Hollowware		Handle		Whiteware	Indeterminate									Handle connector present.	1815-	Azizi et al 1996, www.jefpat.org
14.6				N512.5, E462.5		1	Ao		2	H	Household	Ceramic	Refined Earthenware	Indeterminate		Body Sherd		Whiteware	Indeterminate									No decoration visible; sherds do not mend.	1815-	Azizi et al 1996
14.7				N512.5, E462.5		1	Ao		2	H	Household	Ceramic	Coarse Earthenware	Hollowware		Body Sherd		Redware	Lead Glazed	Single Glazed	Brown			w/ self				Interior glazed; exterior unglazed. Sherds mend.		
14.8				N512.5, E462.5		1	Ao		2	H	Household	Ceramic	Coarse Earthenware	Hollowware		Body Sherd		Redware	Lead Glazed	Single Glazed	Brown							Interior glazed; exterior unglazed. Sherds do not mend.		
14.9				N512.5, E462.5		1	Ao		1	H	Household	Ceramic	Coarse Earthenware	Hollowware		Body Sherd		Redware	Interior Spalled, Exterior Unglazed									Fragment of tie-down line visible on exterior.		
15.10				N512.5, E462.5		2	Fill		2	H	Household	Ceramic	Refined Earthenware	Plate		Rim Sherd		Creamware	Indeterminate									No decoration visible. Sherds do not mend. Rims are molded but not enough of the rims remain to determine what molded pattern they are. Possibly royal rims.	1762-1820	Miller et al 2000:12
15.1				N512.5, E462.5		2	Fill		6	H	Household	Ceramic	Refined Earthenware	Indeterminate		Body Sherd		Pearlware	Indeterminate									No decoration visible; multiple vessels represented. One sherd is rust stained.	1775-1840	Azizi et al 1996
15.11				N512.5, E462.5		2	Fill		2	H	Household	Ceramic	Refined Earthenware	Indeterminate		Rim Sherd		Creamware	Indeterminate									No decoration visible; sherds do not mend.	1762-1820	Miller et al 2000:12
15.11				N512.5, E462.5		2	Fill		2	H	Household	Ceramic	Refined Earthenware	Plate		Base Sherd		Pearlware	Indeterminate					w/ self				Flat base sherds with no footring remaining. Sherds mend.	1775-1840	Azizi et al 1996
15.13				N512.5, E462.5		2	Fill		6	H	Household	Ceramic	Refined Earthenware	Indeterminate		Body Sherd		Whiteware	Indeterminate									No decoration visible; likely more than one vessel represented.	1815-	Azizi et al 1996
15.14				N512.5, E462.5		2	Fill		1	H	Household	Ceramic	Refined Earthenware	Indeterminate		Base Sherd		Whiteware	Indeterminate									No decoration visible.	1815-	Azizi et al 1996, Miller et al 2000:13
15.15				N512.5, E462.5		2	Fill		1	H	Household	Ceramic	Refined Earthenware	Flatware		Rim Sherd		Pearlware	Printed		Blue, Dark	Old Blue-General							1815-1840	Azizi et al 1996, www.jefpat.org
15.16				N512.5, E462.5		2	Fill		1	H	Household	Ceramic	Refined Earthenware	Indeterminate		Body Sherd		Pearlware/Whiteware	Interior Spalled									May have been part of an Old Blue printed vessel (based on the coloring of the exterior of the sherd) but since interior is spalled cannot say for sure.	1805-1880	Miller et al 2000:12
15.17				N512.5, E462.5		2	Fill		1	H	Household	Ceramic	Refined Earthenware	Indeterminate		Body Sherd		Whiteware	Sponged		Blue	Indeterminate							1820-1940	www.jefpat.org, Azizi et al 1996
15.18				N512.5, E462.5		2	Fill		1	H	Household	Ceramic	Refined Earthenware	Indeterminate		Rim Sherd		Whiteware	Painted		Blue	Indeterminate						Painted band present under interior rim.	1815-	Azizi et al 1996
15.19				N512.5, E462.5		2	Fill		9	H	Household	Ceramic	Coarse Earthenware	Hollowware		Body Sherd		Redware	Lead Glazed	Single Glazed	Brown, Dark							Interior glazed; exterior unglazed. More than one vessel represented.		www.jefpat.org
15.2				N512.5, E462.5		2	Fill		1	H	Household	Ceramic	Refined Earthenware	Indeterminate		Base Sherd		Pearlware	Indeterminate									No decoration visible.	1775-1840	Azizi et al 1996
15.20				N512.5, E462.5		2	Fill		2	H	Household	Ceramic	Coarse Earthenware	Hollowware		Body Sherd		Redware	Lead Glazed	Single Glazed	Brown, Dark							Interior glazed; exterior unglazed. Sherds are oxidized. Sherds do not mend but likely belong to the same vessel.		
15.21				N512.5, E462.5		2	Fill		1	H	Household	Ceramic	Coarse Earthenware	Hollowware		Body Sherd		Redware	Lead Glazed	Single Glazed	Brown, Dark							Interior glazed; exterior unglazed. Exterior has a band of 5 parallel incised lines. Possibly rouletted but that doesn't really make sense for the exterior of a redware vessel. They resemble a band of repeating tie-down lines.		
15.22				N512.5, E462.5		2	Fill		1	H	Household	Ceramic	Coarse Earthenware	Indeterminate		Body Sherd		Redware	Interior Spalled, Exterior Unglazed											
15.23				N512.5, E462.5		2	Fill		1	H	Household	Ceramic	Coarse Earthenware	Hollowware		Body Sherd		Redware	Lead Glazed	Single Glazed	Brown							Two incised lines present on exterior. The resemble two, very thin parallel tie-down lines.		
15.24				N512.5, E462.5		2	Fill		7	H	Household	Ceramic	Coarse Earthenware	Hollowware		Body Sherd		Redware	Lead Glazed	Single Glazed	Brown							Interior glazed; exterior unglazed. Likely more than one vessel represented.		
15.25				N512.5, E462.5		2	Fill		1	H	Household	Ceramic	Coarse Earthenware	Hollowware		Rim Sherd		Redware	Lead Glazed	Single Glazed	Brown							Interior glazed; exterior unglazed.		
15.26				N512.5, E462.5		2	Fill		2	H	Household	Ceramic	Coarse Earthenware	Indeterminate		Base Sherd		Redware	Lead Glazed	Single Glazed	Brown, Light							Flat base sherds. Interior glazed; exterior unglazed. Sherds do not mend but likely belong to the same vessel. Could also belong to the same vessel as the sherd in entry 27.		
15.27				N512.5, E462.5		2	Fill		1	H	Household	Ceramic	Coarse Earthenware	Indeterminate		Base Sherd		Redware	Slip Decorated	Single Glazed	Yellow, Light	Trailed Slip						Flat base sherd. Very small fragment of one wavy slip line is visible. Sherd may belong to the same vessel as the sherds in entry 26.		
15.28				N512.5, E462.5		2	Fill		2	H	Household	Ceramic	Coarse Earthenware	Hollowware		Body Sherd		Redware	Slip Decorated	Double Glazed	Brown & Green	Over All Slip						Small sherds. One surface has brown lead glaze and the other green colored lead glaze over a white slip.		www.sha.org/bottle/
15.29				N512.5, E462.5		2	Fill		1	H	Household	Ceramic	Coarse Earthenware	Hollowware		Body Sherd		Redware	Lead Glazed	Copper Highlights	Brown & Green							Interior is brown glazed; exterior is brown glazed with copper highlights.		
15.3				N512.5, E462.5		2	Fill		2	H	Household	Ceramic	Refined Earthenware	Indeterminate		Base Sherd		Pearlware	Indeterminate									No decoration visible. Sherds do not mend but could belong to the same vessel.	1775-1840	Azizi et al 1996
15.30				N512.5, E462.5		2	Fill		1	H	Household	Ceramic	Coarse Earthenware	Hollowware		Body Sherd		Redware	Lead Glazed	Double Glazed	Light Brown, Green, & White							Interior is light brown glazed; exterior is covered in white and green slip..		
15.31				N512.5, E462.5		2	Fill		1	H	Household	Ceramic	Coarse Earthenware	Hollowware		Body Sherd		Redware	Slip Decorated	Double Glazed	Dark Brown, Green, & White	Trailed Slip						Light brown glaze on exterior; interior has 4 straight slip lines visible in this order: white, dark brown, white, green.		
15.32				N512.5, E462.5		2	Fill		1	H	Household	Ceramic	Refined Earthenware	Plate		Rim Sherd		Pearlware	Molded Pattern	Painted	Green	Shell Edge, Rococo						Not enough of rim remains to measure diameter.	1775-1810	www.jefpat.org
15.33				N512.5, E462.5		2	Fill		2	H	Architectural	Glass	Common Glass	Window Glass	Aqua	Fragment														Wells 2000:324-326
15.34				N512.5, E462.5		2	Fill		2	H	Household	Glass	Common Glass	Bottle	Aqua	Body/Rim Sherd	Mouth Blown, General											Small, cylindrical bottle with a folded-in finish. Possibly a vial. Sherds do not mend but likely belong to the same vessel.		
15.35				N512.5, E462.5		2	Fill		1	H	Household	Glass	Lead	Container Glass	Colorless	Shoulder	Mouth Blown, General											Small shoulder sherd that likely belongs to a small cylindrical bottle or vial. Approximate diameter = 0.90"		
15.36				N512.5, E462.5		2	Fill		2	H	Household	Glass	Non-Lead Glass	Indeterminate	Colorless	Body Sherd	Mouth Blown, General											Thin, curved sherds. Likely container glass or lamp glass.		
15.37				N512.5, E462.5		2	Fill		1	H	Household	Glass	Non-Lead Glass	Indeterminate	Colorless	Body Sherd	Pressed											Small unidentified pressed fragment. Could be part of a vessel, also resembles a lamp luster; although sherd is too small to say for certain.		

FS	SB	Fea	TU	STP	Cxt	Strat	Hzn	AU	Count	H/P	Group	Class	Material	Object	Object Color	Part	Manufacture Technique	Ware	1st Decoration	2nd Decoration	Decoration Color	Pattern/Motif	Makers Mark	Mends	Vessel #	Common Name (Species)	Typology	Comments	Dates	Reference
15.38				N512.5, E462.5		2	Fill		1	H	Personal	Ceramic	Porcelain	Button	White	Complete	Pressed	Porcelain, Hard Paste										Dish/saucer-type prosser button with 4 hole sew-through.	1840-1960	Sprague 2002:111
15.39				N512.5, E462.5		2	Fill		1	H	Personal	Metal	Copper Alloy	Button		Almost Complete	Cast											Flat disc button, loop shank broken off.		
15.4				N512.5, E462.5		2	Fill		1	H	Household	Ceramic	Refined Earthenware	Tableware, General		Rim Sherd		Pearlware	Molded Pattern	Painted	Blue	Shell Edge, Even Scalloped, Curved Lines						Plate or platter rim sherd.	1800-1840	www.jefpat.org, Azizi et al 1996
15.40				N512.5, E462.5		2	Fill		2	O	Food Related	Fauna	Shell	Shell Hinge												Oyster				
15.41				N512.5, E462.5		2	Fill		0	O	Food Related	Fauna	Shell	Shell Fragment												Oyster		Count = 1		
15.42				N512.5, E462.5		2	Fill		3	H	Indeterminate	Metal	Iron	Strap		Fragment	Indeterminate											Flat strap fragments.		
15.43				N512.5, E462.5		2	Fill		2	H	Indeterminate	Metal	Iron	Sheet Metal		Fragment	Indeterminate											Flat metal fragments.		
15.44				N512.5, E462.5		2	Fill		1	H	Architectural	Metal	Iron	Nail		Complete	Cut											Large cut nail. Too rusted to determine what kind of cut nail.		
15.45				N512.5, E462.5		2	Fill		5	H	Architectural	Metal	Iron	Nail		Complete	Cut											Too rusted to determine what kind of cut nails.		
15.46				N512.5, E462.5		2	Fill		2	H	Architectural	Metal	Iron	Nail		Complete	Square											Too rusted to identify manufacturing technique more specifically. One nail is clinched.		
15.47				N512.5, E462.5		2	Fill		2	H	Architectural	Metal	Iron	Nail		Fragment	Square											Too rusted to identify manufacturing technique more specifically.		
15.48				N512.5, E462.5		2	Fill		1	H	Architectural	Metal	Iron	Nail		Complete	Square											Possibly wrought but too rusted to say for certain. Also looks like it could be hand-headed.		Miller et al 2000:12
15.5				N512.5, E462.5		2	Fill		1	H	Household	Ceramic	Refined Earthenware	Teaware, General		Lid		Pearlware	Painted		Earth Tone Colors	Floral						Likely a lid belonging to a teaware of some kind, possibly a tea pot lid.	1795-1830	Miller et al 2000:12
15.6				N512.5, E462.5		2	Fill		3	H	Household	Ceramic	Refined Earthenware	Indeterminate		Body Sherd		Pearlware	Painted		Earth Tone Colors	Indeterminate						Small sherds do not mend. More than one vessel represented.	1795-1830	Miller et al 2000:12
15.7				N512.5, E462.5		2	Fill		1	H	Household	Ceramic	Refined Earthenware	Indeterminate		Body Sherd		Pearlware	Painted		Blue	Indeterminate						Small sherd, cannot identify pattern.	1775-1830	Miller et al 2000:12
15.8				N512.5, E462.5		2	Fill		1	H	Household	Ceramic	Refined Earthenware	Hollowware		Rim Sherd		Pearlware	Painted		Blue	Indeterminate						Very small sherd; blue painted rim present on top of rim.	1775-1830	Miller et al 2000:12
15.9				N512.5, E462.5		2	Fill		15	H	Household	Ceramic	Refined Earthenware	Indeterminate		Body Sherd		Creamware	Indeterminate									No decoration visible; multiple vessels represented.	1762-1820	Miller et al 2000:12
16.1				N512.5, E485		1	A		7	H	Household	Ceramic	Coarse Earthenware	Hollowware		Body Sherd		Redware	Lead Glazed	Single Glazed	Brown							Sherds do not mend; at least some could belong to the same vessel. Interior glazed; exterior unglazed.		
16.10				N512.5, E485		1	A		1	H	Architectural	Metal	Iron	Shutter Hinge		Almost Complete	Cast											One side of an iron shutter hinge; marked with "ACME". Missing the portion with the 3 holes that nails would go through to connect hinge to house/shutter.		
16.2				N512.5, E485		1	A		2	H	Household	Ceramic	Coarse Earthenware	Hollowware		Body Sherd		Redware	Lead Glazed	Exterior Spalled	Brown			w/ self				Sherds mend.		
16.3				N512.5, E485		1	A		1	H	Household	Ceramic	Coarse Earthenware	Hollowware		Body Sherd		Redware	Lead Glazed	Double Glazed	Dark Brown & Gray							Interior is dark brown glazed; exterior is covered in a gray slip.		
16.4				N512.5, E485		1	A		1	H	Architectural	Ceramic	Coarse Earthenware	Brick, Fragment	Orange															
16.5				N512.5, E485		1	A		1	H	Architectural	Ceramic	Coarse Earthenware	Brick, Fragment	Red															
16.6				N512.5, E485		1	A		0	O	Food Related	Fauna	Shell	Shell Fragment												Oyster		Count = 1		
16.7				N512.5, E485		1	A		3	O	Indeterminate	Fauna	Bone	Bone		Fragment										Unidentified Mammal		No butcher marks visible.		
16.8				N512.5, E485		1	A		2	H	Architectural	Metal	Iron	Nail		Complete	Cut											Cannot determine what type of cut nails they are.		Wells 2000:324-326
16.9				N512.5, E485		1	A		1	H	Architectural	Metal	Iron	Nail		Complete	Wire												1880-	Wells 2000:326-327
17.1				N512.5, E492.5		1	A		1	H	Household	Ceramic	Refined Earthenware	Indeterminate		Base Sherd		Creamware	Indeterminate									No decoration visible.	1762-1820	Miller et al 2000:12
17.10				N512.5, E492.5		1	A		1	O	Food Related	Fauna	Shell	Shell Hinge												Oyster				
17.11				N512.5, E492.5		1	A		1	O	Indeterminate	Fauna	Bone	Bone		Fragment										Unidentified Mammal		No butcher marks visible.		
17.12				N512.5, E492.5		1	A		1	O	Indeterminate	Fauna	Bone	Bone		Fragment										Unidentified Mammal		Calcine bone with no butcher marks visible.		
17.13				N512.5, E492.5		1	A		1	H	Indeterminate	Metal	Iron	Sheet Metal		Fragment	Indeterminate											Flat metal fragment.		
17.14				N512.5, E492.5		1	A		1	H	Architectural	Metal	Iron	Nail		Complete	Hand Wrought											Possibly roseheaded but head is too rusted to be sure.	-1830	
17.15				N512.5, E492.5		1	A		1	H	Architectural	Metal	Iron	Nail		Complete	Wire												1880-	Wells 2000:326-327
17.2				N512.5, E492.5		1	A		2	H	Household	Ceramic	Coarse Earthenware	Pan/Dish		Body Sherd		Redware	Slip Decorated	Single Glazed	Brown & White	Trailed Slip		w/ self				One set of 2 straight brown slip lines visible, with one wavy white slip line under them, followed by one straight brown slip line under that. Sherds mend.	-1870	
17.3				N512.5, E492.5		1	A		2	H	Household	Ceramic	Coarse Earthenware	Hollowware		Body Sherd		Redware	Lead Glazed	Single Glazed	Brown			w/ self				Interior is brown glazed; exterior is unglazed. Body is oxidized, sherds mend.		
17.4				N512.5, E492.5		1	A		1	H	Household	Ceramic	Coarse Earthenware	Hollowware		Body Sherd		Redware	Lead Glazed	Double Glazed	Black							Body is more buff than red in color.		
17.5				N512.5, E492.5		1	A		1	H	Household	Ceramic	Coarse Earthenware	Hollowware		Body Sherd		Redware	Lead Glazed	Single Glazed	Brown, Dark							Thin-bodied sherd; body is oxidized. Interior glazed; exterior unglazed.		
17.6				N512.5, E492.5		1	A		7	H	Household	Ceramic	Coarse Earthenware	Hollowware		Body Sherd		Redware	Lead Glazed	Single Glazed	Brown							Multiple vessels represented. Interior glazed; exterior unglazed.		
17.7				N512.5, E492.5		1	A		2	H	Household	Ceramic	Coarse Earthenware	Hollowware		Body Sherd		Redware	Lead Glazed	Single Glazed	Brown, Dark							Sherds do not mend. Interior glazed; exterior unglazed.		Wells 2000:324-326
17.8				N512.5, E492.5		1	A		1	H	Household	Ceramic	Coarse Earthenware	Hollowware		Body Sherd		Redware	Lead Glazed	Single Glazed	Black							Interior glazed; exterior unglazed.		
17.9				N512.5, E492.5		1	A		0	O	Food Related	Fauna	Shell	Shell Fragment												Oyster		Count = 2		
18.1				N520, E455		1	A		1	H	Household	Ceramic	Refined Earthenware	Indeterminate		Body Sherd		Whiteware	Printed		Red	Indeterminate						Small sherd with very little decoration visible.	1829-1915	www.jefpat.org
18.10				N520, E455		1	A		1	H	Household	Ceramic	Coarse Earthenware	Hollowware		Rim Sherd		Redware	Lead Glazed	Exterior Spalled	Brown, Light							Interior light brown glazed; exterior spalled.		
18.11				N520, E455		1	A		1	H	Household	Ceramic	Coarse Earthenware	Hollowware		Rim Sherd		Redware	Lead Glazed	Exterior Spalled	Brown, Dark							Interior dark brown glazed; exterior spalled.		
18.12				N520, E455		1	A		8	H	Architectural	Glass	Common Glass	Window Glass	Aqua, Light	Fragment														
18.13				N520, E455		1	A		3	H	Household	Glass	Common Glass	Indeterminate	Aqua, Light		Indeterminate											Unidentified curved sherds. Sherds do not mend.		
18.14				N520, E455		1	A		1	H	Household	Glass	Common Glass	Bottle	Aqua, Light	Finish	Mouth Blown, General											Small folded-in finish fragment belonging to a small bottle.		
18.15				N520, E455		1	A		1	H	Household	Glass	Non-Lead Glass	Indeterminate	Colorless	Body Sherd	Mold Blown, Indeterminate											Unidentified curved sherd with one mold seam visible. Slightly solarized.		
18.16				N520, E455		1	A		1	H	Household	Glass	Common Glass	Container Glass	Amber	Body Sherd	Mold Blown, Indeterminate											Unidentified curved sherd.		
18.17				N520, E455		1	A		0	O	Food Related	Fauna	Shell	Shell Fragment												Oyster		Count = 0		
18.18				N520, E455		1	A		1	H	Hardware	Metal	Iron	Bolt/Nut/Washer		Almost Complete	Indeterminate											Nut & bolt with washer present. Nut/bolt complete, washer is almost complete.		
18.19				N520, E455		1	A		1	H	Hardware	Metal	Iron	Washer		Fragment	Indeterminate													
18.2				N520, E455		1	A		8	H	Household	Ceramic	Refined Earthenware	Indeterminate		Body Sherd		Whiteware	Indeterminate									No decoration visible; multiple vessels represented.	1815-	Azizi et al 1996
18.20				N520, E455		1	A		1	H	Indeterminate	Metal	Iron	Indeterminate		Complete	Indeterminate											Linear object that looks like a cut nail except that it tapers & is pointed on both ends. Possibly a cut nail missing its head.		
18.21				N520, E455		1	A		1	H	Indeterminate	Metal	Iron	Indeterminate		Complete	Indeterminate											Cylindrical, linear object with a slight curve. Looks finished on both ends but is rusted.		
18.22				N520, E455		1	A		1	H	Personal	Metal	Iron	Suspender Buckle		Fragment	Indeterminate											Fragment of at thin oval belt buckle frame.		
18.23				N520, E455		1	A		3	H	Architectural	Metal	Iron	Nail		Complete	Indeterminate											Small nails; too rusted to identify manufacturing technique.		

FS	SB	Fea	TU	STP	Cxt	Strat	Hzn	AU	Count	H/P	Group	Class	Material	Object	Object Color	Part	Manufacture Technique	Ware	1st Decoration	2nd Decoration	Decoration Color	Pattern/Motif	Makers Mark	Mends	Vessel #	Common Name (Species)	Typology	Comments	Dates	Reference
18.24				N520, E455		1	A		1	H	Architectural	Metal	Iron	Nail		Fragment	Indeterminate											Too rusted to identify manufacturing technique.		
18.25				N520, E455		1	A		7	H	Architectural	Metal	Iron	Nail		Fragment	Square											Too rusted to identify manufacturing technique more specifically.		
18.26				N520, E455		1	A		3	H	Architectural	Metal	Iron	Nail		Complete	Wire											Two of the nails are bent at 90 degree angles.	1880-	Wells 2000:326-327
18.27				N520, E455		1	A		1	H	Architectural	Metal	Iron	Nail		Complete	Cut											Possible lath nail.		Wells 2000:324-326
18.28				N520, E455		1	A		2	H	Architectural	Metal	Iron	Nail		Complete	Cut											Cannot determine what kind of cut nails they are.		Wells 2000:324-326
18.29				N520, E455		1	A		3	H	Architectural	Metal	Iron	Nail		Almost Complete	Cut											Cannot determine what kind of cut nails they are.		
18.3				N520, E455		1	A		1	H	Household	Ceramic	Refined Earthenware	Hollowware		Base Sherd		White Granite	Indeterminate									Platform base with no decoration visible.	1840-1930	www.jefpat.org
18.30				N520, E455		1	A		1	H	Indeterminate	Metal	Iron	Indeterminate		Fragment	Indeterminate											Unidentified object. Looks like a straight piece of wire that turns at a 90 degree angle at one end. Does not look like a nail.		
18.4				N520, E455		1	A		1	H	Household	Ceramic	Refined Earthenware	Indeterminate		Rim Sherd		White Granite	Indeterminate									No decoration visible.	1840-1930	www.jefpat.org
18.4				N520, E455		1	A		2	H	Household	Ceramic	Refined Earthenware	Flatware		Rim Sherd		White Granite	Molded Pattern			Paneled						Sherds do not mend but likely belong to the same vessel.	1840-1930	www.jefpat.org
18.5				N520, E455		1	A		1	H	Household	Ceramic	Refined Earthenware	Flatware		Rim Sherd		White Granite	Molded Pattern			Indeterminate						Unidentified molded rim.	1840-1930	www.jefpat.org
18.6				N520, E455		1	A		3	H	Household	Ceramic	Coarse Earthenware	Hollowware		Body Sherd		Redware	Lead Glazed	Single Glazed	Brown, Dark							Interior glazed; exterior unglazed. At least two vessels represented.		
18.7				N520, E455		1	A		1	H	Household	Ceramic	Coarse Earthenware	Hollowware		Body Sherd		Redware	Lead Glazed	Single Glazed	Brown							Interior glazed; exterior unglazed.		
18.8				N520, E455		1	A		1	H	Household	Ceramic	Coarse Earthenware	Hollowware		Base Sherd		Redware	Lead Glazed	Single Glazed	Brown							Interior glazed; exterior unglazed.		
18.9				N520, E455		1	A		1	H	Household	Ceramic	Coarse Earthenware	Hollowware		Body Sherd		Redware	Interior Spalled, Exterior Unglazed									Tie-down line present on exterior.		
19.1				N517, E462.5		1	A		1	H	Household	Ceramic	Stoneware	Bottle	Gray	Body Sherd		Salt Glazed, Gray/Buff Bodied	Albany-Type Slip		Brown, Dark							Tan salt glaze on exterior; Albany-slipped interior.	1805-1940	Miller et al 2000:10
19.2				N517, E462.5		1	A		2	H	Household	Ceramic	Coarse Earthenware	Hollowware		Body Sherd		Redware	Lead Glazed	Single Glazed	Brown							Interior glazed; exterior unglazed. Sherds do not mend.		
19.3				N517, E462.5		1	A		1	H	Household	Glass	Common Glass	Bottle	Aqua, Light	Base/Body Sherd	Mold Blown, Mouth		Embossed			Lettering						Small rectangular bottle with at least two sunken panels. Fragmentary embossing remains: "...OORE/...N//...LP...A".		
19.4				N517, E462.5		1	A		1	H	Household	Glass	Common Glass	Bottle	Aqua, Light	Body Sherd	Mold Blown, Indeterminate		Embossed			Lettering						Likely mouth blown; only fragmentary and unreadable embossing remains.		
19.5				N517, E462.5		1	A		2	H	Household	Glass	Non-Lead Glass	Indeterminate	Colorless	Body Sherd	Indeterminate											Unidentified curved sherds. Either container glass or lamp glass.		
19.6				N517, E462.5		1	A		1	O	Food Related	Fauna	Shell	Shell Hinge												Oyster				
19.7				N517, E462.5		1	A		1	H	Indeterminate	Metal	Iron	Indeterminate		Complete	Cast											Unidentified iron object. Object is flat and linear with a ring at one end and two slightly hooked prongs sticking out at a 90 degree angle. Likely a machinery part or hardware.		
20.1				N520, E492.5		1	A		1	H	Household	Glass	Lead	Indeterminate	Colorless	Body Sherd	Indeterminate											Small, slightly curved glass sherd. Heavily patinated.		
21.1				N527.5, E455		1	Ap		5	H	Household	Ceramic	Refined Earthenware	Indeterminate		Body Sherd		Whiteware	Indeterminate									No decoration visible; multiple vessels represented.	1815-	Azizi et al 1996
21.10				N527.5, E455		1	Ap		2	H	Household	Glass	Milk Glass	Indeterminate	White, Opaque	Body Sherd	Indeterminate											Two thick, flat milk glass sherds.		
21.11				N527.5, E455		1	Ap		6	H	Household	Glass	Non-Lead Glass	Container Glass	Colorless	Body Sherd	Mold Blown, Indeterminate											Curved colorless sherds; multiple vessels represented.		
21.12				N527.5, E455		1	Ap		1	H	Household	Glass	Non-Lead Glass	Hollowware	Colorless	Spout Sherd	Mold Blown, Indeterminate											Pouring lip; possibly for a glass pitcher but sherd is too small to say for certain.		
21.13				N527.5, E455		1	Ap		0	O	Food Related	Fauna	Shell	Shell Fragment												Oyster				
21.14				N527.5, E455		1	Ap		1	H	Architectural	Metal	Iron	Nail		Complete	Wire											Nail is bent.	1880-	Wells 2000:326-327
21.15				N527.5, E455		1	Ap		2	H	Architectural	Metal	Iron	Nail		Complete	Square											Too rusted to identify more specifically.		
21.16				N527.5, E455		1	Ap		1	H	Indeterminate	Metal	Iron	Indeterminate		Fragment	Indeterminate											Small, linear object. Either a wire fragment or a nail fragment.		
21.2				N527.5, E455		1	Ap		1	H	Household	Ceramic	Refined Earthenware	Flatware		Body Sherd		Whiteware	Printed		Red	Indeterminate						Sherd is too small to identify pattern.	1829-1915	www.jefpat.org
21.3				N527.5, E455		1	Ap		1	H	Household	Ceramic	Refined Earthenware	Indeterminate		Body Sherd		White Granite	Molded Pattern			Indeterminate						Sherd is too small to identify pattern.	1840-1930	www.jefpat.org
21.4				N527.5, E455		1	Ap		2	H	Household	Ceramic	Coarse Earthenware	Hollowware		Body Sherd		Redware	Lead Glazed	Single Glazed	Brown							Interior glazed; exterior unglazed. Sherds do not mend but could belong to the same vessel.		
21.5				N527.5, E455		1	Ap		1	H	Household	Ceramic	Coarse Earthenware	Hollowware		Rim Sherd		Redware	Slip Decorated	Single Glazed	Dark Brown & White	Trailed Slip						Much of the glaze is spalled off. Fragments of one dark brown slip line and one white slip line are visible.		
21.6				N527.5, E455		1	Ap		1	H	Household	Ceramic	Stoneware	Hollowware	Buff	Body/Rim Sherd		Salt Glazed, Gray/Buff Bodied	Albany-Type Slip		Brown, Dark							Large, wide-mouth vessel. Possibly a crock. Albany-slipped interior, gray salt-glazed exterior.	1805-1940	Miller et al 2000:10
21.7				N527.5, E455		1	Ap		1	H	Household	Ceramic	Stoneware	Hollowware	Buff	Body Sherd		Salt Glazed, Gray/Buff Bodied	Albany-Type Slip		Brown, Dark							Interior and exterior are Albany-slipped.	1805-1940	Miller et al 2000:10
21.8				N527.5, E455		1	Ap		1	H	Architectural	Glass	Common Glass	Window Glass	Aqua, Light	Fragment														
21.9				N527.5, E455		1	Ap		1	H	Household	Glass	Common Glass	Container Glass	Aqua	Body Sherd	Mold Blown, Indeterminate											Curved aqua sherd; possibly a jar sherd.		
22.2				N527.5, E470		1	A		1	H	Household	Ceramic	Refined Earthenware	Indeterminate		Body Sherd		Pearlware	Indeterminate									No decoration visible.	1775-1840	Azizi et al 1996
22.3				N527.5, E470		1	A		4	H	Household	Ceramic	Refined Earthenware	Indeterminate		Body Sherd		Creamware	Indeterminate									No decoration visible; multiple vessels represented.	1762-1820	Miller et al 2000:12
22.3				N527.5, E470		1	A		1	H	Household	Ceramic	Refined Earthenware	Plate		Body Sherd		Whiteware	Indeterminate									Marly/cavetto sherd with no decoration visible.	1815-	Azizi et al 1996
22.4				N527.5, E470		1	A		1	H	Household	Ceramic	Coarse Earthenware	Hollowware		Rim Sherd		Redware	Lead Glazed	Double Glazed	Brown & Light Brown							German-style rim sherd. Exterior is light brown glazed; most of interior glaze is spalled off but a small amount of brown glaze is visible.		
22.5				N527.5, E470		1	A		1	H	Household	Ceramic	Coarse Earthenware	Hollowware		Body/Rim Sherd		Redware	Lead Glazed	Single Glazed	Brown							Germany-style rim sherd. Interior glazed; exterior unglazed.		
22.6				N527.5, E470		1	A		2	H	Household	Ceramic	Coarse Earthenware	Hollowware		Body Sherd		Redware	Lead Glazed	Single Glazed	Brown, Dark							Interior glazed; exterior unglazed. Sherds do not mend.		
22.7				N527.5, E470		1	A		1	H	Household	Ceramic	Coarse Earthenware	Hollowware		Body Sherd		Redware	Lead Glazed	Exterior Spalled	Brown, Dark							Interior glazed; exterior spalled.		Azizi et al 1996,
22.8				N527.5, E470		1	A		2	H	Household	Ceramic	Coarse Earthenware	Hollowware		Body Sherd		Redware	Lead Glazed	Exterior Spalled	Black							Interior glazed; exterior spalled.		Miller et al 2000:12
22.9				N527.5, E470		1	A		1	H	Architectural	Metal	Iron	Nail		Complete	Cut											Machine-made cut nail.	1830-1890	Wells 2000:324-326, Azizi et al 1996

FS	SB	Fea	TU	STP	Cxt	Strat	Hzn	AU	Count	H/P	Group	Class	Material	Object	Object Color	Part	Manufacture Technique	Ware	1st Decoration	2nd Decoration	Decoration Color	Pattern/Motif	Makers Mark	Mends	Vessel #	Common Name (Species)	Typology	Comments	Dates	Reference
23.1				N527.5, E470		2	Fill		5	H	Household	Ceramic	Refined Earthenware	Indeterminate		Body Sherd		Creamware	Indeterminate									No decoration visible; likely multiple vessels represented.	1762-1820	Miller et al 2000:12
23.10				N527.5, E470		2	Fill		1	H	Household	Ceramic	Coarse Earthenware	Hollowware		Body Sherd		Redware	Slip Decorated	Single Glazed	Dark Brown, White & Green	Trailed Slip						Four straight dark brown slip lines of varying thicknesses are visible with one wavy white/green slip line under them. Looks like the white slip was mixed with green.		Azizi et al 1996,
23.11				N527.5, E470		2	Fill		1	H	Household	Ceramic	Coarse Earthenware	Hollowware		Rim Sherd		Redware	Lead Glazed	Copper Highlights	Light Brown & Green	Indeterminate						German-style rim. Almost all of the glaze on the interior is spalled off. What little remains looks like copper highlights but it could be green slip. Exterior of rim is glazed but it looks like the remainder of the exterior of the vessel was unglazed.		Miller et al 2000:12
23.12				N527.5, E470		2	Fill		1	O	Indeterminate	Fauna	Bone	Tooth		Fragment										Pig		Pig canine tooth.		
23.2				N527.5, E470		2	Fill		1	H	Household	Ceramic	Refined Earthenware	Indeterminate		Body Sherd		Pearlware	Indeterminate									No decoration visible.	1775-1840	Azizi et al 1996
23.3				N527.5, E470		2	Fill		1	H	Household	Ceramic	Refined Earthenware	Indeterminate		Base Sherd		Pearlware	Indeterminate									No decoration visible.	1775-1840	Azizi et al 1996
23.4				N527.5, E470		2	Fill		1	H	Household	Ceramic	Refined Earthenware	Indeterminate		Body Sherd		Pearlware	Painted		Earth Tone Colors	Indeterminate						Small sherd with little decoration remaining.	1795-1830	Miller et al 2000:12
23.5				N527.5, E470		2	Fill		1	H	Household	Ceramic	Refined Earthenware	Indeterminate		Body Sherd		Pearlware	Printed		Blue	Indeterminate						Small sherd with little decoration remaining.	1803-1830	www.jefpat.org
23.6				N527.5, E470		2	Fill		1	H	Household	Ceramic	Refined Earthenware	Flatware		Body Sherd		Pearlware	Molded Pattern	Painted	Green	Shell Edge, Indeterminate						Only a very small amount of the shell edge decoration is visible. Not enough to determine what kind of shell edge it is.	1775-1840	Azizi et al 1996
23.7				N527.5, E470		2	Fill		1	H	Household	Ceramic	Refined Earthenware	Teaware, General		Rim Sherd		Whiteware	Painted		Pink	Indeterminate						All that is visible of decoration is a pink painted line under the interior rim; entire decoration probably would have used all of the chrome colors. Likely a tea cup or saucer.	1830-1880	www.jefpat.org
23.8				N527.5, E470		2	Fill		4	H	Household	Ceramic	Coarse Earthenware	Hollowware		Body Sherd		Redware	Lead Glazed	Single Glazed	Brown, Dark							Interior glazed; exterior unglazed. Sherds do not mend.		Wells 2000:324-326
23.9				N527.5, E470		2	Fill		1	H	Household	Ceramic	Coarse Earthenware	Hollowware		Body Sherd		Redware	Lead Glazed	Single Glazed	Brown							Interior glazed; exterior unglazed. Sherds do not mend. Body is oxidized.		Wells 2000:324-326
24.1				N527.5, E477.5		1	Ao		2	H	Household	Ceramic	Refined Earthenware	Indeterminate		Body Sherd		Pearlware	Printed		Blue	Indeterminate						Very small sherds that likely belonged to the same vessel.	1803-1830	www.jefpat.org
24.2				N527.5, E477.5		1	Ao		1	H	Household	Ceramic	Refined Earthenware	Indeterminate		Body Sherd		Pearlware	Indeterminate									No decoration visible.	1775-1840	Azizi et al 1996
24.3				N527.5, E477.5		1	Ao		1	H	Household	Ceramic	Refined Earthenware	Indeterminate		Body Sherd		Creamware	Indeterminate									No decoration visible.	1762-1820	Miller et al 2000:12
24.4				N527.5, E477.5		1	Ao		1	H	Household	Glass	Common Glass	Bottle	Aqua	Body Sherd	Mold Blown, Indeterminate											Body sherd belonging to a square/rectangular bottle. Sunken panel present.		
25.1				N527.5, E492.5		1	Fill		1	H	Household	Ceramic	Refined Earthenware	Indeterminate		Base Sherd		Pearlware	Painted		Blue	Indeterminate						Not enough of decoration remains to identify pattern; footring is spalled off.	1775-1830	Miller et al 2000:12
25.2				N527.5, E492.5		1	Fill		1	H	Household	Ceramic	Porcelain	Teaware, General		Rim Sherd		Bone China	Molded Pattern			Paneled						Two panels visible; likely a saucer.	1794-	Miller et al 2000:9
25.3				N527.5, E492.5		1	Fill		1	H	Household	Ceramic	Coarse Earthenware	Indeterminate		Body Sherd		Redware	Both Surfaces Spalled											
25.4				N527.5, E492.5		1	Fill		1	H	Household	Glass	Non-Lead Glass	Hollowware	Colorless	Base Sherd	Mold Blown, Indeterminate											Glass foot with use wear on base. Unidentified object.		
26.1				N572.5, E485		7	Fill		4	H	Household	Ceramic	Refined Earthenware	Indeterminate		Body Sherd		Pearlware/Whiteware	Indeterminate					self				3 sherds mend, sherds have a slight blue color to glaze	1805-1880	Miller et al 2000:13
26.2				N572.5, E485		7	Fill		1	H	Household	Glass	Common Glass	Container Glass	Amber	Body Sherd	Mold Blown, Indeterminate													
27.1				N572.5, E492.5		1	Ao		1	H	Arms	Metal	Metal & Other	Cartridge Case		Complete												9mm with plastic insert. Practice paint "Simuniton" round. Http://firearmshistory.blogspot.com/2013/05/what-is-simunition.html	1980-	See Comments
27.2				N572.5, E492.5		1	Ao		3	H	Household	Glass	Common Glass	Container Glass	Amber	Body Sherd	Mold Blown, Indeterminate													
27.3				N572.5, E492.5		1	Ao		1	H	Architectural	Metal	Iron	Nail		Complete	Wire											bent nail	1885-2017	Wells 2000:326-327
27.4				N572.5, E492.5		1	Ao		1	H	Hardware	Metal	Iron	Bolt		Complete	Indeterminate											round bolt with flat head		
28.1				N527.5, E507.5		1	Ap		1	H	Indeterminate	Glass	Non-Lead Glass	Indeterminate	Colorless	Body Sherd	Indeterminate											thick flat sherd		
28.2				N527.5, E507.5		1	Ap		1	H	Household	Ceramic	Coarse Earthenware	Indeterminate		Body Sherd		Redware	Lead Glazed	Single Glazed	Brown									
28.3				N527.5, E507.5		1	Ap		1	H	Household	Ceramic	Coarse Earthenware	Indeterminate		Body Sherd		Redware	Slip Decorated	Single Glazed	Yellow, Green	Indeterminate						copper highlights	-1870	
29.1				N535, E455		1	Ap		1	H	Architectural	Metal	Iron	Nail		Almost Complete	Cut											Cut nail. Heavily rusted.	1830-1890	Wells 2000:324-326
29.10				N535, E455		1	Ap		1	H	Household	Ceramic	Coarse Earthenware	Hollowware		Body Sherd		Redware	Lead Glazed	Double Glazed	Brown							Brown glaze on interior & exterior.		
29.11				N535, E455		1	Ap		1	H	Household	Ceramic	Stoneware	Hollowware	Gray	Body/Rim Sherd		Salt Glazed, Gray/Buff Bodied	Albany-Type Slip		Brown, Dark							Gray bodied stoneware hollowware. Probably a jar. Dark brown Albany slip on interior. Light gray Bristol slip on exterior.	1805-1940	Miller et al 2000:10
29.12				N535, E455		1	Ap		1	H	Household	Ceramic	Refined Earthenware	Indeterminate		Body Sherd		Yellowware	Indeterminate									Yellowware body sherd.	1828-1940	www.jefpat.org
29.13				N535, E455		1	Ap		1	H	Household	Ceramic	Refined Earthenware	Indeterminate		Body Sherd		Whiteware	Painted		Chrome Colors	Indeterminate						Whiteware body sherd. Small amount of green paint on exterior.	1830-1880	www.jefpat.org, Miller et al 2000:13
29.14				N535, E455		1	Ap		2	H	Household	Ceramic	Refined Earthenware	Indeterminate		Body Sherd		Whiteware	Indeterminate	Interior Spalled								Two whiteware body sherds with interior spalled. Could be from the same vessel.	1815-2017	Azizi et al 1996, Miller et al 2000:13
29.15				N535, E455		1	Ap		1	H	Household	Ceramic	Refined Earthenware	Indeterminate		Rim Sherd		Whiteware	Indeterminate									Whiteware rim sherd. Exterior partially spalled.	1815-2017	Azizi et al 1996
29.16				N535, E455		1	Ap		1	H	Household	Ceramic	Refined Earthenware	Indeterminate		Base Sherd		Whiteware	Printed		Brown	Indeterminate	999					Whiteware base sherd w/ partial brown printed makers mark on exterior.	1818-1915	www.jefpat.org, Azizi et al 1996
29.17				N535, E455		1	Ap		1	H	Household	Ceramic	Porcelain	Indeterminate		Body/Rim Sherd		Porcelain, Hard Paste	Gilding		Gold	Lined						Hard paste porcelain body/rim sherd w/ gold gilded lines on the interior.	1850-	Azizi et al 1996
29.2				N535, E455		1	Ap		1	H	Architectural	Glass	Common Glass	Window Glass	Aqua	Fragment														Azizi et al 1996
29.3				N535, E455		1	Ap		1	H	Household	Glass	Common Glass	Indeterminate	Aqua	Body Sherd	Indeterminate											Aqua colored body sherd.		Miller et al 2000:12
29.4				N535, E455		1	Ap		1	H	Household	Glass	Common Glass	Container Glass	Aqua	Rim Sherd	Mold Blown, Indeterminate											Aqua colored glass rim sherd. Has threaded finish. Probably a jar.		Miller et al 2000:12
29.5				N535, E455		1	Ap		1	H	Household	Glass	Non-Lead Glass	Container Glass	Colorless	Rim Sherd	Mold Blown, Indeterminate		Embossed			Lettering						Colorless glass body sherd. Embossed lettering on exterior, "..N..".		
29.6				N535, E455		1	Ap		1	H	Household	Glass	Milk Glass	Indeterminate	White	Body Sherd	Indeterminate											Probably a lid liner. Burned.		
29.7				N535, E455		1	Ap		1	H	Household	Glass	Milk Glass	Indeterminate	White	Body Sherd	Indeterminate											White milk glass body sherd.		Wells 2000:324-326
29.8				N535, E455		1	Ap		2	H	Household	Glass	Milk Glass	Lid Liner	White, Opaque	Fragment	Pressed		Embossed			Lettering						Sherds mend. White milk glass lid liner. Embossed lettering, "..BOYD'S GENU.."	1869-	Miller et al 2000:8
29.9				N535, E455		1	Ap		3	H	Household	Ceramic	Coarse Earthenware	Indeterminate		Body Sherd		Redware	Lead Glazed	Single Glazed	Brown							Multiple vessels represented. Brown glaze on interior. Exterior unglazed.		

FS	SB	Fea	TU	STP	Cxt	Strat	Hzn	AU	Count	H/P	Group	Class	Material	Object	Object Color	Part	Manufacture Technique	Ware	1st Decoration	2nd Decoration	Decoration Color	Pattern/Motif	Makers Mark	Mends	Vessel #	Common Name (Species)	Typology	Comments	Dates	Reference
30.1				N535, E507.5		1	Fill		1	H	Architectural	Ceramic	Coarse Earthenware	Brick, Fragment	Orange															
30.2				N535, E507.5		1	Fill		1	H	Household	Ceramic	Refined Earthenware	Indeterminate		Body Sherd		Whiteware	Indeterminate										1815-2017	Azizi et al 1996
30.3				N535, E507.5		1	Fill		1	H	Household	Ceramic	Stoneware	Indeterminate	Buff	Body Sherd		Slip Glazed Stoneware	Bristol-Type Slip	Double Glazed	White								1880-1960	Cheek 2016:89
30.4				N535, E507.5		1	Fill		2	H	Architectural	Metal	Steel	Nail		Fragment	Cut												1830-1890	Wells 2000:324-326
30.5				N535, E507.5		1	Fill		3	H	Architectural	Metal	Iron	Nail		Complete	Wire												1885-2017	Wells 2000:326-327, Denker & Denker 1985:54-58
30.6				N535, E507.5		1	Fill		1	H	Indeterminate	Metal	Copper Alloy	Indeterminate		Almost Complete												U shaped object with threaded post		
31.1				N535, E507.5		2	Apb		1	H	Indeterminate	Metal	Iron	Indeterminate		Fragment	Indeterminate											Rusted iron fragment. Could be some type of mounted hook.		
32.1				N542.2, E455		1	Ap1		1	O	Food Related	Fauna	Shell	Shell Fragment												Indeterminate		Probably oyster.		Wells 2000:324-326
32.10				N542.2, E455		1	Ap1		2	H	Household	Ceramic	Stoneware	Indeterminate	Buff	Body Sherd		Salt Glazed, Gray/Buff Bodied	Bristol-Type Slip		Gray, Light							Light gray Bristol slip on interior & exterior. Sherds do not mend but are probably from the same vessel.	1880-1960	Cheek 2016:89, Wells 2000:324-326
32.11				N542.2, E455		1	Ap1		2	H	Household	Ceramic	Coarse Earthenware	Indeterminate		Body Sherd		Redware	Lead Glazed	Single Glazed	Brown							Two vessels represented. Brown printed glaze on interior. Exterior unglazed.		
32.12				N542.2, E455		1	Ap1		1	H	Household	Ceramic	Refined Earthenware	Indeterminate		Body Sherd		Tin Glazed	Colored Glaze	Double Glazed	Gray, Light							Interior has a brown glaze. Exterior has a light gray slip. Red bodied.	-1800	
32.13				N542.2, E455		1	Ap1		1	H	Household	Ceramic	Refined Earthenware	Indeterminate		Body Sherd		Pearlware	Indeterminate									Pearlware body sherd. Possibly a plate. Int. & ext. partially spalled.	1775-1840	Azizi et al 1996
32.2				N542.2, E455		1	Ap1		2	H	Fuel	Lithic	Coal	Cinder																
32.3				N542.2, E455		1	Ap1		2	H	Architectural	Glass	Common Glass	Window Glass	Aqua	Fragment														
32.4				N542.2, E455		1	Ap1		1	H	Household	Glass	Common Glass	Indeterminate	Aqua	Body Sherd	Indeterminate											Aqua colored body sherd.		
32.5				N542.2, E455		1	Ap1		1	H	Household	Glass	Non-Lead Glass	Indeterminate	Purple/Solarized	Body Sherd	Indeterminate											Curved solarized glass body sherd.		
32.6				N542.2, E455		1	Ap1		1	H	Household	Glass	Non-Lead Glass	Indeterminate	Colorless	Body Sherd	Indeterminate											Colorless glass body sherd.		
32.7				N542.2, E455		1	Ap1		1	H	Household	Glass	Non-Lead Glass	Container Glass	Colorless	Body Sherd	Mold Blown, Indeterminate											Curved colorless body sherd w/ mold seam present.		
32.8				N542.2, E455		1	Ap1		1	H	Household	Glass	Milk Glass	Indeterminate	White	Body Sherd	Indeterminate											Milk glass body sherd. Probably to a lid liner.		
32.9				N542.2, E455		1	Ap1		1	H	Household	Glass	Milk Glass	Lid Liner	White, Opaque	Fragment	Pressed		Embossed			Lettering						White milk glass lid liner fragment. Embossed lettering on exterior, "PURCE..".	1869-	Miller et al 2000:8
33.10				N542.2, E455		2	Ap2		1	H	Household	Ceramic	Refined Earthenware	Flatware		Base Sherd		Whiteware	Printed		Brown	Indeterminate						base sherd with footring, decoration is a tree and the words "...ay is worth two.." part of a Ben Franklin quote " One today is worth two tomorrows"	1818-1915	www.jefpat.org
33.1				N542.2, E455		2	Ap2		1	H	Household	Ceramic	Refined Earthenware	Indeterminate		Body Sherd		Creamware	Indeterminate	Exterior Spalled									1762-1820	Miller et al 2000:12
33.11				N542.2, E455		2	Ap2		2	H	Household	Ceramic	Coarse Earthenware	Indeterminate		Body Sherd		Redware	Glaze Not Extant											
33.12				N542.2, E455		2	Ap2		1	H	Household	Ceramic	Coarse Earthenware	Hollowware		Body Sherd		Redware	Lead Glazed	Double Glazed	Brown									
33.13				N542.2, E455		2	Ap2		14	H	Household	Ceramic	Coarse Earthenware	Hollowware		Body Sherd		Redware	Lead Glazed	Single Glazed	Brown							sherds from multiple vessels		
33.14				N542.2, E455		2	Ap2		1	H	Household	Ceramic	Coarse Earthenware	Jar		Rim Sherd		Redware	Lead Glazed	Single Glazed	Brown							exterior has a double ridged rim shape		Azizi et al 1996
33.15				N542.2, E455		2	Ap2		1	H	Household	Ceramic	Coarse Earthenware	Jar		Rim Sherd		Redware	Lead Glazed	Single Glazed	Brown							exterior has a double rolled rim shape, exterior has a light brown wash		Azizi et al 1996
33.16				N542.2, E455		2	Ap2		3	H	Household	Ceramic	Coarse Earthenware	Jar		Body/Rim Sherd		Redware	Lead Glazed	Single Glazed	Brown							sherds mend, most of glaze is not extant, external seat for a lid		Azizi et al 1996
33.17				N542.2, E455		2	Ap2		2	H	Architectural	Glass	Common Glass	Window Glass	Aqua	Fragment														Miller et al 2000:12
33.18				N542.2, E455		2	Ap2		5	H	Household	Glass	Common Glass	Container Glass	Aqua	Body Sherd	Mold Blown, Indeterminate											sherds from multiple vessels		Miller et al 2000:12
33.19				N542.2, E455		2	Ap2		5	H	Household	Glass	Non-Lead Glass	Container Glass	Colorless	Body Sherd	Mold Blown, Indeterminate											sherds from multiple vessels		Miller et al 2000:12
33.20				N542.2, E455		2	Ap2		1	H	Household	Glass	Common Glass	Bottle	Aqua	Base/Body Sherd	Mold Blown, Mouth											small round bottle with blow pipe scar	-1875	Miller et al 2000:12
33.2				N542.2, E455		2	Ap2		5	H	Household	Ceramic	Refined Earthenware	Indeterminate		Body Sherd		Whiteware	Indeterminate										1815-2017	Azizi et al 1996, Miller et al 2000:12
33.21				N542.2, E455		2	Ap2		1	O	Food Related	Fauna	Shell	Shell Hinge												Oyster				
33.22				N542.2, E455		2	Ap2		1	O	Indeterminate	Fauna	Bone	Bone		Fragment										Unidentified Mammal		no butcher marks		Wells 2000:324-326
33.23				N542.2, E455		2	Ap2		1	O	Indeterminate	Fauna	Bone	Tooth		Almost Complete										Unidentified Mammal		molar		Wells 2000:324-326
33.24				N542.2, E455		2	Ap2		2	O	Food Related	Fauna	Bone	Bone		Fragment										Unidentified Mammal		long bone fragments that mend, end is sawn/cut		
33.25				N542.2, E455		2	Ap2		1	H	Personal	Metal	Copper Alloy	Button		Almost Complete												Checkered design on a metal button. Unable to determine the type of backing due to rusting.		
33.26				N542.2, E455		2	Ap2		1	H	Indeterminate	Metal	Iron	Indeterminate		Fragment	Indeterminate											flat rusted fragment		
33.27				N542.2, E455		2	Ap2		3	H	Architectural	Metal	Iron	Nail		Complete	Cut											rusted, two complete and one fragment	1830-1890	Wells 2000:324-326
33.28				N542.2, E455		2	Ap2		1	H	Indeterminate	Metal	Iron	Indeterminate		Fragment	Indeterminate											Large flat rusted fragment, slightly curved, possible tool fragment		
33.3				N542.2, E455		2	Ap2		1	H	Household	Ceramic	Refined Earthenware	Indeterminate		Body Sherd		Unidentified Refined Earthenware	Glaze Not Extant									both surfaces are missing		
33.4				N542.2, E455		2	Ap2		1	H	Household	Ceramic	Refined Earthenware	Indeterminate		Rim Sherd		Whiteware	Indeterminate										1815-2017	Azizi et al 1996
33.5				N542.2, E455		2	Ap2		1	H	Household	Ceramic	Refined Earthenware	Indeterminate		Body Sherd		White Granite	Molded Pattern			Indeterminate							1840-1930	www.jefpat.org
33.6				N542.2, E455		2	Ap2		1	H	Household	Ceramic	Refined Earthenware	Hollowware		Body Sherd		Whiteware	Dipt		Blue, Gray	Banded							1815-1920	Azizi et al 1996
33.7				N542.2, E455		2	Ap2		1	H	Household	Ceramic	Refined Earthenware	Plate		Body Sherd		Whiteware	Decal Overglaze		Blue, Green	Floral							1890-2017	www.jefpat.org
33.8				N542.2, E455		2	Ap2		1	H	Household	Ceramic	Refined Earthenware	Flatware		Body Sherd		Whiteware	Printed		Blue	Indeterminate						flat sherd printed on one surface	1815-1915	Azizi et al 1996
33.9				N542.2, E455		2	Ap2		1	H	Household	Ceramic	Refined Earthenware	Flatware		Base Sherd		Whiteware	Painted		Blue	Floral						base sherd with partial footring, small painted decoration on interior surface	1815-2017	Azizi et al 1996
34.1				N550, E462.5		1	Ap		1	H	Household	Glass	Non-Lead Glass	Indeterminate	Colorless	Body Sherd	Indeterminate											Small colorless glass body sherd.		
34.2				N550, E462.5		1	Ap		1	H	Household	Ceramic	Refined Earthenware	Indeterminate		Body Sherd		Whiteware	Indeterminate	Exterior Spalled								Whiteware body sherd. Exterior spalled.	1815-2017	Azizi et al 1996, www.jefpat.org
35.2				N550, E462.5		1	Ao		1	H	Household	Ceramic	Coarse Earthenware	Indeterminate		Body Sherd		Redware	Lead Glazed	Single Glazed	Brown									

FS	SB	Fea	TU	STP	Cxt	Strat	Hzn	AU	Count	H/P	Group	Class	Material	Object	Object Color	Part	Manufacture Technique	Ware	1st Decoration	2nd Decoration	Decoration Color	Pattern/Motif	Makers Mark	Mends	Vessel #	Common Name (Species)	Typology	Comments	Dates	Reference
35.3				N550, E462.5		1	Ao		1	H	Architectural	Metal	Iron	Nail		Complete	Cut											rusted, machine headed	1810-1890	Wells 2000:324-326, Azizi et al 1996
36.1				N550, E462.5		2	Fill		1	H	Architectural	Metal	Iron	Nail		Complete	Wire											Heavily rusted iron nail.	1885-2017	Wells 2000:326-327, Azizi et al 1996
36.2				N550, E462.5		2	Fill		1	H	Architectural	Glass	Common Glass	Window Glass	Aqua	Fragment														Azizi et al 1996,
37.1				N550, E462.5		3	Ap2		1	H	Household	Ceramic	Coarse Earthenware	Indeterminate		Body Sherd		Redware	Lead Glazed	Single Glazed	Brown							Brown glaze on interior. Exterior is unglazed.		Azizi et al 1996,
37.2				N550, E462.5		3	Ap2		1	H	Household	Ceramic	Coarse Earthenware	Indeterminate		Base Sherd		Redware	Lead Glazed	Single Glazed	Brown							Brown glaze on interior. Exterior is unglazed. Base sherd.		Miller et al 2000:12
38.1				N550, E485		1	Fill		1	H	Household	Ceramic	Refined Earthenware	Indeterminate		Body Sherd		Whiteware	Indeterminate									Whiteware body sherd.	1815-2017	Azizi et al 1996, Miller et al 2000:12
38.2				N550, E485		1	Fill		2	H	Household	Ceramic	Refined Earthenware	Hollowware		hang		White Granite	Undecorated									Sherds mend. Long white granite handle to a hollowware. Probably a pitcher.	1840-1930	www.jefpat.org
39.1				N550, E507.5		1	A		2	H	Architectural	Ceramic	Coarse Earthenware	Brick, Fragment	Orange															
39.2				N550, E507.5		1	A		2	H	Household	Glass	Non-Lead Glass	Tableware, General	Colorless	Body Sherd	Mold Blown, Indeterminate		Molded Pattern			Indeterminate						molded sherds from an indeterminate tableware vessel		
39.3				N550, E507.5		1	A		1	H	Architectural	Metal	Iron	Nail		Fragment	Cut											rusted indeterminate type	1790-1890	Wells 2000:323-326
39.4				N550, E507.5		1	A		1	H	Architectural	Metal	Iron	Spike		Complete	Hand Wrought											L-shaped head, 4 inch length		
40.1				N550, E515		1	Ap		1	H	Household	Ceramic	Refined Earthenware	Indeterminate		Body Sherd		Whiteware	Indeterminate	Exterior Spalled									1815-2017	Azizi et al 1996
40.2				N550, E515		1	Ap		1	H	Household	Ceramic	Stoneware	Jar	Buff	Rim Sherd		Slip Glazed Stoneware	Albany & Bristol Slips		Brown & White							interior has an Albany slip and exterior a Bristol slip, rim edge is unglazed	1880-1950	Azizi et al 1996
41.1				N557.5, E462.5		1	Ap1		1	H	Arms	Synthetic	Plastic	Bullet	Colorless	Complete												9mm training paint round. Http://firearmshistory.blogspot.com/2013/05/what-is-simunition.html	1980-	see comments
41.2				N557.5, E462.5		1	Ap1		1	H	Household	Glass	Common Glass	Indeterminate	Aqua	Body Sherd	Indeterminate											Aqua colored glass body sherd.		Wells 2000:324-326
41.3				N557.5, E462.5		1	Ap1		1	H	Household	Ceramic	Coarse Earthenware	Indeterminate		Body Sherd		Redware	Lead Glazed	Single Glazed	Brown							Brown glaze on interior & exterior is unglazed.		Wells 2000:324-326
41.4				N557.5, E462.5		1	Ap1		1	H	Household	Ceramic	Refined Earthenware	Indeterminate		Rim Sherd		Unidentified Refined Earthenware	Indeterminate	Interior Spalled								Small refined earthenware rim sherd. Black slip or coloring on exterior.		
42.1				N557.5, E462.5		2	Fill		1	H	Indeterminate	Synthetic	Plastic	Indeterminate	Purple	Fragment													1915-	Miller et al 2000:16
42.2				N557.5, E462.5		2	Fill		1	O	Indeterminate	Fauna	Bone	Tooth		Fragment										Indeterminate		White tooth fragment.		
43.1				N557.5, E462.5		3	Ap2		2	H	Household	Ceramic	Stoneware	Hollowware	Gray	Body Sherd		Salt Glazed, Gray/Buff Bodied	Albany-Type Slip		Brown, Dark							Sherds mend. Dark brown Albany slip on interior.	1805-1940	Miller et al 2000:10
43.2				N557.5, E462.5		3	Ap2		1	H	Household	Ceramic	Refined Earthenware	Indeterminate		Body Sherd		Tin Glazed	Colored Glaze		Gray							Light gray slip on interior & exterior. Red bodied.	-1800	
43.3				N557.5, E462.5		3	Ap2		1	H	Household	Ceramic	Coarse Earthenware	Hollowware		Rim Sherd		Redware	Lead Glazed	Single Glazed	Brown, Dark							Dark brown glaze on interior. Exterior unglazed.		
43.4				N557.5, E462.5		3	Ap2		1	H	Household	Ceramic	Coarse Earthenware	Indeterminate		Rim Sherd		Redware	Interior Spalled									Interior spalled. Exterior is unglazed.		
43.5				N557.5, E462.5		3	Ap2		1	H	Household	Ceramic	Refined Earthenware	Indeterminate		Body Sherd		Whiteware	Indeterminate									Whiteware body sherd.	1815-2017	Azizi et al 1996
43.6				N557.5, E462.5		3	Ap2		1	H	Household	Ceramic	Refined Earthenware	Indeterminate		Body Sherd		Whiteware	Dipt		Blue	Indeterminate						Whiteware body sherd. Blue dipt decoration on exterior.	1815-1920	Azizi et al 1996
44.1				N565, E462.5		1	Ap		1	H	Indeterminate	Synthetic	Plastic	Indeterminate	Colorless	Fragment												Colorless plastic fragment.	1915-	Miller et al 2000:16
44.2				N565, E462.5		1	Ap		1	H	Indeterminate	Synthetic	Plastic	Indeterminate	Colorless	Fragment												Base of a plastic container. Recycling symbol w/ a "6" inside. Colorless.	1915-	Miller et al 2000:16
44.3				N565, E462.5		1	Ap		1	H	Household	Ceramic	Coarse Earthenware	Hollowware		Body Sherd		Redware	Lead Glazed	Double Glazed	Brown, Dark							Redware body sherd w/ dark brown glaze on interior & exterior.		
45.1				N565, E507.5		1	Ap		1	H	Tack	Metal	Iron	Horseshoe		Complete	Indeterminate											Rusted horseshoe.		
46.1				N572.5, E485		6	Fill		2	H	Architectural	Glass	Common Glass	Window Glass	Aqua	Fragment														
46.2				N572.5, E485		6	Fill		1	H	Household	Ceramic	Refined Earthenware	Indeterminate		Body Sherd		Whiteware	Indeterminate										1815-2017	Azizi et al 1996
46.3				N572.5, E485		6	Fill		2	H	Household	Ceramic	Coarse Earthenware	Indeterminate		Body Sherd		Redware	Lead Glazed	Single Glazed	Brown									
46.4				N572.5, E485		6	Fill		1	H	Architectural	Metal	Iron	Nail		Fragment	Indeterminate											rusted fragment		
46.5				N572.5, E485		6	Fill		1	O	Food Related	Fauna	Shell	Shell Hinge		Complete										Oyster				
47.1				N572.5, E485		3	Fill		1	H	Architectural	Metal	Iron	Nail		Fragment	Indeterminate											Heavily rusted nail.		www.jefpat.org
47.2				N572.5, E485		3	Fill		1	H	Hardware	Metal	Iron	Wire		Fragment												Rusted wire fragment.		
47.3				N572.5, E485		3	Fill		2	O	Indeterminate	Fauna	Bone	Bone		Fragment										Indeterminate		Two small bone fragments. Refit.		
47.4				N572.5, E485		3	Fill		1	H	Household	Glass	Non-Lead Glass	Indeterminate	Colorless	Body Sherd	Indeterminate											Colorless glass body sherd.		Miller et al 2000:13
47.5				N572.5, E485		3	Fill		1	H	Household	Glass	Non-Lead Glass	Container Glass	Colorless	Body Sherd	Mold Blown, Indeterminate											Curved colorless glass body sherd w/ mold seam present.		Miller et al 2000:12
48.1				N580, E477.5		3	Fill		1	H	Household	Glass	Non-Lead Glass	Indeterminate	Colorless	Body Sherd	Indeterminate											Colorless glass body sherd.		www.jefpat.org
49.1				N595, E477.5		1	Ap		1	H	Indeterminate	Ceramic	Coarse Earthenware	Indeterminate		Body Sherd		Redware	Unglazed									Flat unglazed redware body sherd. Could be a flower pot or tile.		Miller et al 2000:12
49.2				N595, E477.5		1	Ap		4	H	Architectural	Metal	Iron	Nail		Fragment	Cut											Multiple rusted cut nail fragments.	1830-1890	Wells 2000:324-326
49.3				N595, E477.5		1	Ap		1	H	Indeterminate	Metal	Iron	Indeterminate		Fragment	Indeterminate											Rusted flat iron fragment. Hole in one end. Could be a plate.		Wells 2000:324-326
49.4				N595, E477.5		1	Ap		1	H	Household	Glass	Non-Lead Glass	Container Glass	Colorless	Body Sherd	Mold Blown, Indeterminate		Molded Pattern			Beaded						Colorless glass body sherd. Molded decoration on exterior has a curved repeating bead pattern.		
49.5				N595, E477.5		1	Ap		2	H	Household	Ceramic	Stoneware	Hollowware	Gray	Body Sherd		Salt Glazed, Gray/Buff Bodied	Albany-Type Slip		Brown							Sherds mend. Brown Albany colored slip on interior. Incised line on exterior.	1805-1940	Miller et al 2000:10
49.6				N595, E477.5		1	Ap		1	H	Household	Ceramic	Porcelain	Indeterminate		Body Sherd		Porcelain, Hard Paste	Indeterminate									Hard paste porcelain body sherd. No decoration present.		
50.1				N610, E537.5		1	Ap		1	H	Indeterminate	Metal	Iron	Indeterminate		Fragment												Curved rusted iron fragment.		
50.2				N610, E537.5		1	Ap		1	H	Household	Ceramic	Coarse Earthenware	Hollowware		Body Sherd		Redware	Lead Glazed	Single Glazed	Brown							Redware body sherd. Brown glaze on interior. Incised line on exterior.		
50.3				N610, E537.5		1	Ap		1	H	Household	Glass	Non-Lead Glass	Indeterminate	Colorless	Body Sherd	Indeterminate											Colorless glass body sherd.		Azizi et al 1996,
50.4				N610, E537.5		1	Ap		1	H	Household	Glass	Common Glass	Bottle	Aqua, Light	Base Sherd	Mold Blown, Indeterminate											Square or rectangular shaped bottled.		
51.1				N610, E530		1	Ap		1	H	Household	Glass	Non-Lead Glass	Indeterminate	Colorless	Body Sherd	Indeterminate											Curved colorless colored glass body sherd.		
52.1				N625, E507.5		1	Ap		1	H	Household	Ceramic	Stoneware	Indeterminate	Gray	Body Sherd		Salt Glazed, Gray/Buff Bodied	Indeterminate											
53.1			1		1	1	Ao		65	H	Indeterminate	Metal	Iron	Sheet Metal		Fragment	Indeterminate											flat rusted metal fragments		Wells 2000:324-326
53.10			1		1	1	Ao		8	H	Household	Ceramic	Coarse Earthenware	Indeterminate		Body Sherd		Redware	Lead Glazed	Single Glazed	Brown							sherds from multiple vessels		

FS	SB	Fea	TU	STP	Cxt	Strat	Hzn	AU	Count	H/P	Group	Class	Material	Object	Object Color	Part	Manufacture Technique	Ware	1st Decoration	2nd Decoration	Decoration Color	Pattern/Motif	Makers Mark	Mends	Vessel #	Common Name (Species)	Typology	Comments	Dates	Reference
53.11			1		1	1	Ao		1	H	Household	Ceramic	Coarse Earthenware	Jar		Rim Sherd		Redware	Lead Glazed	Single Glazed	Brown							interior glaze stops below the rim edge		Wells 2000:324-326
53.12			1		1	1	Ao		4	H	Household	Ceramic	Refined Earthenware	Indeterminate		Body Sherd		Whiteware	Indeterminate									sherds from multiple vessels	1815-2017	Azizi et al 1996
53.13			1		1	1	Ao		1	H	Household	Ceramic	Refined Earthenware	Indeterminate		Body Sherd		Whiteware	Printed		Blue	Indeterminate						small flat sherd, printed on one surface	1815-1915	Azizi et al 1996
53.14			1		1	1	Ao		1	H	Household	Ceramic	Refined Earthenware	Hollowware		Rim Sherd		Whiteware	Dipt		Blue	Banded						wide blue band near rim on the exterior surface	1815-1920	Azizi et al 1996
53.15			1		1	1	Ao		1	H	Household	Ceramic	Refined Earthenware	Hollowware		Rim Sherd		Pearlware/Whiteware	Printed		Blue	Old Blue-Floral						rim sherds with a seat for a lid, scalloped edge	1815-1840	www.jefpat.org
53.16			1		1	1	Ao		5	O	Food Related	Fauna	Shell	Shell Fragment												Oyster				
53.17			1		1	1	Ao		1	H	Architectural	Metal	Iron	Nail		Complete	Wire											rusted	1885-2017	Wells 2000:326-327
53.18			1		1	1	Ao		5	H	Architectural	Metal	Iron	Nail		Complete	Cut											rusted, two are bent	1830-1890	Wells 2000:324-326
53.19			1		1	1	Ao		1	H	Hardware	Metal	Copper Alloy	Nut		Complete	Indeterminate											hex nut, hollow		
53.2			1		1	1	Ao		4	H	Household	Glass	Common Glass	Container Glass	Aqua	Body Sherd	Mold Blown, Indeterminate											sherds from multiple vessels		
53.20			1		1	1	Ao		1	H	Hardware	Metal	Iron	Wire		Fragment	Indeterminate											U-shaped wire fragment with a small washer		
53.21			1		1	1	Ao		1	H	Activities	Metal	Copper Alloy	Pen Part		Fragment												clip from a pen		
53.3			1		1	1	Ao		1	H	Fuel	Lithic	Coal	Coal Fragment																
53.4			1		1	1	Ao		1	H	Household	Glass	Common Glass	Container Glass	Green, Dark	Body Sherd	Mold Blown, Indeterminate											thick sherd		
53.5			1		1	1	Ao		1	H	Household	Glass	Non-Lead Glass	Tableware, General	Purple/Solarized	Body Sherd	Mold Blown, Indeterminate		Molded Pattern			Floral						leaf-like pattern		
53.6			1		1	1	Ao		2	H	Architectural	Glass	Common Glass	Window Glass	Aqua	Fragment												thin sherds		
53.7			1		1	1	Ao		9	H	Architectural	Glass	Common Glass	Window Glass	Aqua	Fragment												thick sherds		
53.8			1		1	1	Ao		8	H	Architectural	Ceramic	Coarse Earthenware	Brick, Fragment	Orange															
53.9			1		1	1	Ao		3	O	Indeterminate	Fauna	Bone	Bone		Fragment										Unidentified Mammal		no butcher marks		
54.1			1		2	2	Fill		5	H	Architectural	Metal	Iron	Nail		Fragment	Cut											Multiple rusted nail fragments. Cut nails.	1810-1835	Wells 2000:324-326, Denker & Denker 1985:54-58
54.10			1		2	2	Fill		1	H	Household	Glass	Common Glass	Indeterminate	Indeterminate	Body Sherd	Indeterminate											Heavily patinated glass body sherd.		Miller et al 2000
54.11			1		2	2	Fill		1	H	Household	Glass	Non-Lead Glass	Indeterminate	Colorless	Body Sherd	Indeterminate											Small curved colorless glass body sherd.		
54.12			1		2	2	Fill		1	H	Household	Ceramic	Stoneware	Indeterminate	Buff	Body Sherd		Salt Glazed, Brown Bodied										Stoneware body sherd. No slip present.		Azizi et al 1996,
54.13			1		2	2	Fill		3	H	Household	Ceramic	Refined Earthenware	Indeterminate		Body Sherd		Whiteware	Indeterminate									Two sherds mend. Two vessels represented. Whiteware body sherds.	1815-2017	Azizi et al 1996
54.14			1		2	2	Fill		1	H	Household	Ceramic	Refined Earthenware	Indeterminate		Body Sherd		Pearlware	Indeterminate									Pearlware body sherd.	1775-1840	Azizi et al 1996, Miller et al 2000:12
54.15			1		2	2	Fill		1	H	Household	Ceramic	Refined Earthenware	Indeterminate		Rim Sherd		Pearlware	Indeterminate									Pearlware rim sherd. Potentially a bath style rim.	1775-1840	Azizi et al 1996
54.16			1		2	2	Fill		1	H	Household	Ceramic	Refined Earthenware	Indeterminate		Body Sherd		Pearlware	Painted		Brown	Lined						Painted brown line on interior. Probably a saucer.	1795-1830	Miller et al 2000:12
54.17			1		2	2	Fill		1	H	Household	Ceramic	Refined Earthenware	Hollowware		Body Sherd		Pearlware	Dipt		Blue	Banded						Pearlware body sherd w/ dipt blue bands on exterior.	1775-1860	Azizi et al 1996
54.18			1		2	2	Fill		24	H	Household	Ceramic	Coarse Earthenware	Indeterminate		Body Sherd		Redware	Lead Glazed	Single Glazed	Brown							Multiple vessels represented. Brown glaze on interior. Exterior unglazed.		
54.19			1		2	2	Fill		9	H	Household	Ceramic	Coarse Earthenware	Indeterminate		Body Sherd		Redware	Lead Glazed	Single Glazed	Brown, Dark							Multiple vessels represented. Dark brown glaze on interior. Exterior unglazed.		
54.2			1		2	2	Fill		4	H	Architectural	Ceramic	Coarse Earthenware	Brick, Fragment	Orange															Azizi et al 1996
54.20			1		2	2	Fill		2	H	Household	Ceramic	Coarse Earthenware	Indeterminate		Body Sherd		Redware	Lead Glazed	Exterior Spalled	Brown, Dark							Two vessels represented. Exterior spalled. Interior has dark brown glaze.		Azizi et al 1996
54.21			1		2	2	Fill		1	H	Household	Ceramic	Coarse Earthenware	Hollowware		Body Sherd		Redware	Lead Glazed	Double Glazed	Brown							Brown glaze on interior & exterior.		Azizi et al 1996
54.22			1		2	2	Fill		1	H	Household	Ceramic	Coarse Earthenware	Hollowware		Body Sherd		Redware	Lead Glazed	Single Glazed	Brown							Brown glaze on interior. Exterior is unglazed w/ 4 repeating tie-down lines.		Miller et al 2000:12
54.23			1		2	2	Fill		6	H	Household	Ceramic	Coarse Earthenware	Indeterminate		Body Sherd		Redware	Interior Spalled									Multiple vessels represented. Interior spalled.		
54.24			1		2	2	Fill		4	H	Household	Ceramic	Coarse Earthenware	Hollowware		Base Sherd		Redware	Lead Glazed	Single Glazed	Brown							Multiple vessels represented. Redware bases. Probably jars.		
54.25			1		2	2	Fill		1	H	Household	Ceramic	Coarse Earthenware	Hollowware		Rim Sherd		Redware	Lead Glazed	Double Glazed	Brown							Small redware rim. Brown glaze on interior & exterior. Charred on rim.		
54.26			1		2	2	Fill		2	H	Household	Ceramic	Refined Earthenware	Hollowware		Body/Rim Sherd		Tin Glazed	Colored Glaze	Double Glazed	Green	Indeterminate						Sherds do not mend but are probably from the same vessel. Green colored glaze on interior & exterior. Red bodied.	-1800	Wells 2000:324-326
54.3			1		2	2	Fill		1	H	Architectural	Glass	Common Glass	Window Glass	Aqua	Fragment														
54.4			1		2	2	Fill		3	H	Architectural	Other	Composite	Mortar	White	Fragment														
54.5			1		2	2	Fill		32	O	Indeterminate	Fauna	Bone	Bone		Fragment										Indeterminate		Multiple bone fragments.		
54.6			1		2	2	Fill		2	O	Indeterminate	Fauna	Bone	Tooth		Fragment										Indeterminate		Two teeth fragments.		
54.7			1		2	2	Fill		1	H	Indeterminate	Metal	Iron	Indeterminate		Fragment												Flat rusted iron fragment.		
54.8			1		2	2	Fill		1	H	Indeterminate	Metal	Copper Alloy	Indeterminate		Fragment												bent copper alloy fragment.		
54.9			1		2	2	Fill		1	H	Household	Glass	Milk Glass	Indeterminate	White	Body Sherd	Indeterminate											White milk glass body sherd.		
55.1			1		3	3	Aob		8	O	Indeterminate	Fauna	Bone	Bone		Fragment										Unidentified Mammal				
55.10			1		3	3	Aob		1	H	Household	Ceramic	Refined Earthenware	Indeterminate		Body Sherd		Tin Glazed	Colored Glaze	Double Glazed	Green							Red Bodied. Green slip on interior & exterior.	-1800	
55.11			1		3	3	Aob		1	P	Unmodifieds	Lithic	Limestone	Rock Fragment	Black/Brown															
55.2			1		3	3	Aob		2	H	Fuel	Lithic	Coal	Cinder																
55.3			1		3	3	Aob		1	H	Architectural	Glass	Common Glass	Window Glass	Aqua	Fragment														
55.4			1		3	3	Aob		1	H	Architectural	Metal	Iron	Nail		Complete	Cut											Rusted cut nail.	1810-1835	Wells 2000:324-326
55.5			1		3	3	Aob		2	H	Indeterminate	Metal	Iron	Indeterminate		Fragment												Two thin rusted iron fragments.		
55.6			1		3	3	Aob		1	H	Household	Ceramic	Refined Earthenware	Indeterminate		Body Sherd		Pearlware	Printed		Blue	Indeterminate						Pearlware body sherd. Printed blue decoration on interior.	1803-1830	www.jefpat.org
55.7			1		3	3	Aob		1	H	Household	Ceramic	Coarse Earthenware	Indeterminate		Body Sherd		Redware	Lead Glazed	Interior Spalled	Brown							Brown glaze on exterior. Incised line on exterior. Interior spalled.		
55.8			1		3	3	Aob		1	H	Household	Ceramic	Coarse Earthenware	Indeterminate		Body Sherd		Redware	Lead Glazed	Exterior Spalled	Brown							Brown glaze on interior. Exterior spalled.		
55.9			1		3	3	Aob		1	H	Household	Ceramic	Coarse Earthenware	Hollowware		Rim Sherd		Redware	Interior Spalled									Redware rim sherd. Interior spalled. Exterior unglazed. Possibly a jar.		
56.1			3		1	1	Ao		1	H	Household	Ceramic	Refined Earthenware	Hollowware		Body Sherd		White Granite	Molded Pattern			Other						Molded with small repeating diamonds on exterior.	1840-1930	www.jefpat.org
56.10			3		1	1	Ao		4	H	Architectural	Ceramic	Coarse Earthenware	Brick, Fragment	Orange															
56.11			3		1	1	Ao		3	H	Fuel	Lithic	Coal	Coal Fragment																
56.12			3		1	1	Ao		12	H	Indeterminate	Synthetic	Plastic	Indeterminate	Green	Fragment												20th century plastic fragments.	1915-	Miller et al 2000:16
56.13			3		1	1	Ao		1	O	Food Related	Fauna	Bone	Bone		Fragment										Unidentified Mammal		Medium/large-sized mammal bone. Butcher marks visible.		

FS	SB	Fea	TU	STP	Cxt	Strat	Hzn	AU	Count	H/P	Group	Class	Material	Object	Object Color	Part	Manufacture Technique	Ware	1st Decoration	2nd Decoration	Decoration Color	Pattern/Motif	Makers Mark	Mends	Vessel #	Common Name (Species)	Typology	Comments	Dates	Reference
56.14			3		1	1	Ao		2	O	Indeterminate	Fauna	Bone	Bone		Fragment										Unidentified Mammal		Small fragments with no butcher marks visible.		
56.15			3		1	1	Ao		1	H	Electrical	Other	Composite	Electrical Wire		Fragment												Modern electrical wire with plastic coating.		
56.16			3		1	1	Ao		5	H	Indeterminate	Metal	Iron	Sheet Metal		Fragment	Indeterminate											Flat, cylindrical sheet metal fragments. Possibly part of a metal container.		
56.17			3		1	1	Ao		1	H	Architectural	Metal	Iron	Nail		Complete	Cut											Machine-made cut nail.	1830-	Wells 2000:324-326
56.18			3		1	1	Ao		2	H	Architectural	Metal	Iron	Nail		Complete	Square											Too rusted to identify more specifically.		
56.19			3		1	1	Ao		3	H	Architectural	Metal	Iron	Nail		Complete	Wire												1880-	Wells 2000:326-327
56.20			3		1	1	Ao		1	H	Architectural	Metal	Iron	Nail		Fragment	Wire												1880-	Wells 2000:326-327
56.2			3		1	1	Ao		1	H	Household	Ceramic	Porcelain	Indeterminate		Body Sherd		Porcelain, Chinese Export	Indeterminate									No decoration visible.		
56.21			3		1	1	Ao		2	H	Architectural	Metal	Iron	Nail		Complete	Wire											20th century wire nails with threading just under the nail head.	1880-	Wells 2000:326-327
56.22			3		1	1	Ao		1	H	Architectural	Metal	Iron	Nail		Fragment	Indeterminate											Too rusted to identify more specifically.		
56.23			3		1	1	Ao		1	H	Architectural	Metal	Iron	Nail		Fragment	Indeterminate											Too rusted to identify more specifically. Nail is bent at a 90 degree angle.		
56.24			3		1	1	Ao		1	H	Indeterminate	Metal	Iron	Indeterminate		Fragment	Indeterminate											Unidentified object; looks like it has been bent out of its original shape. Possibly part of a buckle or fastener.		
56.3			3		1	1	Ao		1	H	Household	Ceramic	Coarse Earthenware	Hollowware		Body Sherd		Redware	Lead Glazed	Double Glazed	Light Brown & Gray							Interior is light brown glazed; exterior is covered in gray slip/glaze.		
56.4			3		1	1	Ao		1	H	Household	Ceramic	Coarse Earthenware	Hollowware		Body Sherd		Redware	Lead Glazed	Single Glazed	Brown							Interior glazed; exterior unglazed.		Denker & Denker 1985:54-58
56.5			3		1	1	Ao		1	H	Household	Ceramic	Coarse Earthenware	Hollowware		Body Sherd		Redware	Interior Spalled, Exterior Unglazed											Denker & Denker 1985:54-58
56.6			3		1	1	Ao		111	H	Architectural	Glass	Common Glass	Window Glass	Aqua, Light	Fragment														
56.7			3		1	1	Ao		1	H	Household	Glass	Non-Lead Glass	Hollowware	Colorless	Base Sherd	Pressed		Molded Pattern			Ribbed						Possibly a tumbler but not enough of vessel remains to be sure.		
56.8			3		1	1	Ao		1	H	Indeterminate	Synthetic	Plastic	Cap	Tan	Almost Complete												20th century plastic bottle cap.	1915-	Miller et al 2000:16
56.9			3		1	1	Ao		1	H	Indeterminate	Synthetic	Plastic	Indeterminate	Yellow	Fragment												20th century plastic. Hollow tube, closed at one end. Possible rodent gnaw marks present.	1915-	Miller et al 2000:16
57.1			3		2	2	Fill		1	O	Indeterminate	Fauna	Bone	Bone		Fragment										Indeterminate				
57.2			3		2	2	Fill		2	H	Activities	Ceramic	Coarse Earthenware	Flower Pot		Body Sherd		Redware	Unglazed									Sherds mend. Unglazed.		
57.3			3		2	2	Fill		1	H	Household	Ceramic	Coarse Earthenware	Indeterminate		Base Sherd		Redware	Lead Glazed	Single Glazed	Brown, Dark							Dark brown glaze on interior. Exterior unglazed.		Azizi et al 1996
57.4			3		2	2	Fill		1	H	Household	Glass	Common Glass	Indeterminate	Aqua	Body Sherd	Indeterminate											Curved light aqua colored body sherd.		Azizi et al 1996
57.5			3		2	2	Fill		2	H	Household	Glass	Non-Lead Glass	Indeterminate	Colorless	Body Sherd	Indeterminate											Two colorless glass body sherds.		Azizi et al 1996
57.6			3		2	2	Fill		1	H	Household	Glass	Non-Lead Glass	Indeterminate	Colorless	Rim Sherd	Indeterminate											Colorless glass rim sherd.		Azizi et al 1996
57.7			3		2	2	Fill		1	H	Household	Glass	Non-Lead Glass	Lid	Colorless	Fragment	Indeterminate											Lid fragment. Probably pressed. Colorless glass.		Azizi et al 1996
58.1			3		3	3	Aob		6	H	Household	Ceramic	Coarse Earthenware	Hollowware		Body Sherd		Redware	Lead Glazed	Single Glazed	Brown							Interior glazed; exterior unglazed. Sherds do not mend but some could belong to the same vessel.		Miller et al 2000:12
58.10			3		3	3	Aob		1	H	Household	Ceramic	Refined Earthenware	Indeterminate		Rim Sherd		Whiteware	Indeterminate									No decoration visible.	1815-	Azizi et al 1996, Miller et al 2000:12
58.11			3		3	3	Aob		1	H	Household	Ceramic	Refined Earthenware	Indeterminate		Base Sherd		Whiteware	Indeterminate									No decoration visible.	1815-	Azizi et al 1996, Miller et al 2000:12
58.12			3		3	3	Aob		1	H	Household	Ceramic	Refined Earthenware	Indeterminate		Body Sherd		Pearlware	Indeterminate									No decoration visible.	1775-1840	Azizi et al 1996, Miller et al 2000:12
58.13			3		3	3	Aob		2	H	Household	Ceramic	Refined Earthenware	Indeterminate		Body Sherd		Pearlware	Painted		Blue	Indeterminate						Small sherds likely belonging to separate vessels.	1775-1830	Miller et al 2000:12
58.14			3		3	3	Aob		1	H	Household	Ceramic	Refined Earthenware	Indeterminate		Body Sherd		Pearlware	Printed		Blue	Indeterminate						Not enough of decoration remains to identify pattern.	1803-1830	www.jefpat.org, Miller et al 2000:12
58.15			3		3	3	Aob		1	H	Household	Ceramic	Refined Earthenware	Hollowware		Body Sherd		Whiteware	Dipt		Blue	Indeterminate						All that remains of decoration is part of a dipt blue band.	1815-1920	Azizi et al 1996, Miller et al 2000:12
58.16			3		3	3	Aob		1	H	Household	Ceramic	Refined Earthenware	Tableware, General		Rim Sherd		Whiteware	Molded Pattern	Painted	Blue	Shell Edge, Unscalloped, Impressed Repetitive						Plate or platter rim sherd.	1840-1870	www.jefpat.org, Wells 2000:324-326
58.17			3		3	3	Aob		1	P	Debitage	Lithic	Chalcedony	Early Reduction Flake	Gray, Light	Complete												Flat striking platform		Wells 2000:324-326
58.18			3		3	3	Aob		1	H	Ornament	Ceramic	Porcelain	Figurine		Fragment		Porcelain, Hard Paste										Figurine is the bottom half of an animal sitting on its haunches. Long tail visible; possibly a cat or dog.		Wells 2000:324-326
58.19			3		3	3	Aob		2	H	Household	Ceramic	Stoneware	Hollowware	Gray & Buff	Body/Rim Sherd		Salt Glazed, Gray/Buff Bodied	Painted		Blue	Indeterminate		w/ self				Large-mouth vessel, possibly a crock. Oxidized paste; edges of paste are gray but interior is buff. Sherds likely belong to the same vessel as each other, as well as the sherds in FS # 67.1.		Wells 2000:324-326
58.2			3		3	3	Aob		2	H	Household	Ceramic	Coarse Earthenware	Hollowware		Body Sherd		Redware	Lead Glazed	Single Glazed	Brown							Interior glazed; exterior unglazed. Exterior of sherds have three parallel incised lines. They resemble thin, parallel tie down lines. Possibly rouletting but that does not make a lot of sense given the unglazed exterior of the vessel. Sherds do not mend.		Wells 2000:324-326
58.20			3		3	3	Aob		1	H	Household	Ceramic	Stoneware	Hollowware	Buff	Rim Sherd		Salt Glazed, Gray/Buff Bodied	Albany-Type Slip		Brown, Dark							Large-mouth vessel sherd; interior is Albany-slipped.	1805-1940	Miller et al 2000:10
58.21			3		3	3	Aob		1	H	Household	Glass	Lead	Indeterminate	Colorless	Rim Sherd	Indeterminate											Unidentified, colorless rim sherd.		
58.22			3		3	3	Aob		1	H	Architectural	Glass	Non-Lead Glass	Window Glass	Colorless	Fragment														
58.23			3		3	3	Aob		0	O	Food Related	Fauna	Shell	Shell Fragment												Oyster		Count = 1		
58.24			3		3	3	Aob		1	O	Food Related	Fauna	Bone	Bone		Fragment										Unidentified Mammal		Charred bone fragment.		
58.25			3		3	3	Aob		41	O	Indeterminate	Fauna	Bone	Bone												Unidentified Mammal		No butcher marks visible.		
58.26			3		3	3	Aob		1	H	Tack	Metal	Iron	Horseshoe		Complete	Indeterminate													
58.27			3		3	3	Aob		2	H	Tool	Other	Metal & Other	Pocket Knife		Fragment	Indeterminate							w/ self				Small pocket knife; bone handle with copper alloy and iron interior. Pieces mend.		

FS	SB	Fea	TU	STP	Cxt	Strat	Hzn	AU	Count	H/P	Group	Class	Material	Object	Object Color	Part	Manufacture Technique	Ware	1st Decoration	2nd Decoration	Decoration Color	Pattern/Motif	Makers Mark	Mends	Vessel #	Common Name (Species)	Typology	Comments	Dates	Reference
58.28			3		3	3	Aob		1	H	Indeterminate	Metal	Iron	Hook		Almost Complete	Indeterminate											Iron hook, possibly from a piece of machinery or hardware. Hook looks like it is on a hinge. Definitely not a fishing hook.		
58.29			3		3	3	Aob		7	H	Architectural	Metal	Iron	Nail		Complete	Cut											Cannot determine what kind of cut nails they are.		
58.3			3		3	3	Aob		1	H	Household	Ceramic	Coarse Earthenware	Hollowware		Body Sherd		Redware	Lead Glazed	Single Glazed	Brown							Possibly part of a vessel with a German-style rim but sherd is not big enough to say for sure. Interior glazed; exterior unglazed.		
58.30			3		3	3	Aob		1	H	Architectural	Metal	Iron	Nail		Fragment	Cut											Cannot determine what kind of cut nails they are.		
58.4			3		3	3	Aob		1	H	Household	Ceramic	Coarse Earthenware	Hollowware		Body Sherd		Redware	Lead Glazed	Single Glazed	Brown, Light							Interior glazed; exterior unglazed.		
58.5			3		3	3	Aob		3	H	Household	Ceramic	Coarse Earthenware	Hollowware		Body Sherd		Redware	Lead Glazed	Exterior Spalled	Brown							Interior glazed; exterior spalled. Sherds do not mend but could belong to the same vessel.		Sprague 2002:115
58.6			3		3	3	Aob		1	H	Household	Ceramic	Coarse Earthenware	Hollowware		Body Sherd		Redware	Interior Spalled, Exterior Unglazed											
58.7			3		3	3	Aob		3	H	Household	Ceramic	Coarse Earthenware	Hollowware		Body Sherd		Redware	Unglazed									Possibly flower pot sherds. Sherds do not mend but could belong to the same vessel.		
58.8			3		3	3	Aob		1	H	Household	Ceramic	Refined Earthenware	Indeterminate		Body Sherd		Creamware	Indeterminate									No decoration visible.	1762-1820	Miller et al 2000:12
58.9			3		3	3	Aob		6	H	Household	Ceramic	Refined Earthenware	Indeterminate		Body Sherd		Whiteware	Indeterminate									No decoration visible; multiple vessels represented.	1815-	Azizi et al 1996
59.1			13		1	1	Ao		1	H	Architectural	Metal	Iron	Nail		Complete	Wire											Rusted wire nail.	1885-2017	Wells 2000:326-327
59.2			13		1	1	Ao		1	H	Indeterminate	Synthetic	Plastic	Cap	Colorless	Complete												Clear domed plastic cap. Threaded on one end.	1915-	Miller et al 2000:16
59.3			13		1	1	Ao		2	H	Indeterminate	Synthetic	Composite	Indeterminate		Fragment												Two flat pieces of composite material.		
60.1			13		5	2	Fill		1	O	Food Related	Fauna	Shell	Shell Fragment												Indeterminate		Probably oyster. Shell fragment.		
60.2			13		5	2	Fill		5	H	Architectural	Glass	Common Glass	Window Glass	Aqua	Fragment														
60.3			13		5	2	Fill		2	H	Architectural	Other	Composite	Mortar	White	Fragment														
60.4			13		5	2	Fill		2	H	Architectural	Metal	Iron	Nail		Complete	Wire											Two rusted wire nails.	1885-2017	Wells 2000
60.5			13		5	2	Fill		1	H	Architectural	Metal	Iron	Nail		Fragment	Cut											Rusted cut nail fragment.	1810-1835	Wells 2000:324-326
60.6			13		5	2	Fill		1	H	Household	Ceramic	Coarse Earthenware	Indeterminate		Body Sherd		Redware	Lead Glazed	Single Glazed	Brown, Dark							Redware body sherd. Dark brown glaze on interior.		
60.7			13		5	2	Fill		1	H	Household	Ceramic	Refined Earthenware	Indeterminate		Body Sherd		Unidentified Refined Earthenware	Interior Spalled	Exterior Spalled								Small unidentified refined earthenware body sherd. Both surfaces spalled.		
60.8			13		5	2	Fill		1	H	Household	Glass	Non-Lead Glass	Container Glass	Colorless	Rim Sherd	Indeterminate											Colorless glass rim sherd.		
60.9			13		5	2	Fill		1	H	Household	Glass	Lead	Indeterminate	Colorless	Body Sherd	Indeterminate											Colorless glass body sherd. Lead glass.		
61.1			13		2	3	Fill		9	O	Indeterminate	Fauna	Bone	Bone		Fragment										Unidentified Mammal		long bone fragments, no butcher marks		
61.10			13		2	3	Fill		1	H	Household	Ceramic	Coarse Earthenware	Indeterminate		Body Sherd		Redware	Unglazed											
61.11			13		2	3	Fill		1	H	Household	Ceramic	Coarse Earthenware	Jar		Rim Sherd		Redware	Lead Glazed	Single Glazed	Brown							interior glaze ends below the rim		Denker & Denker 1985:54-68
61.12			13		2	3	Fill		1	H	Architectural	Glass	Common Glass	Window Glass	Aqua	Fragment														Denker & Denker 1985:54-68
61.13			13		2	3	Fill		1	H	Household	Glass	Common Glass	Container Glass	Aqua	Body Sherd	Mold Blown, Indeterminate													Miller et al 2000:12
61.14			13		2	3	Fill		2	H	Household	Glass	Non-Lead Glass	Container Glass	Colorless	Body Sherd	Mold Blown, Indeterminate							self				sherds mend		
61.15			13		2	3	Fill		1	H	Indeterminate	Metal	Iron	Indeterminate		Fragment	Indeterminate											flat strip of metal, half inch wide, rusted		Miller et al 2000:12
61.16			13		2	3	Fill		2	H	Architectural	Metal	Iron	Nail		Complete	Cut											rusted, indeterminate head type	1790-	Wells 2000:323-326
61.17			13		2	3	Fill		1	H	Architectural	Metal	Iron	Nail		Complete	Wire											small nail	1885-	Wells 2000:326-327
61.18			13		2	3	Fill		1	H	Commercial	Metal	Silver	Coin		Fragment	Stamped											wedge shape piece, 1755 Mexican Ferdinand VI Reale... Https://www.collectors.com/coin/mexico-1755-mo-mm-ferdinand-vi-pillar-8-reales-silver-coin/-1982576111853952709	1755-	
61.2			13		2	3	Fill		4	H	Architectural	Other	Composite	Mortar	Gray	Fragment												small mortar fragments with white plaster		Azizi et al 1996
61.3			13		2	3	Fill		4	H	Household	Ceramic	Refined Earthenware	Indeterminate		Body Sherd		Creamware	Indeterminate										1762-1820	Miller et al 2000:12
61.4			13		2	3	Fill		1	H	Household	Ceramic	Refined Earthenware	Flatware		Base Sherd		Whiteware	Indeterminate									base sherd with footring	1815-2017	Azizi et al 1996
61.5			13		2	3	Fill		1	H	Household	Ceramic	Refined Earthenware	Hollowware		Rim Sherd		Pearlware	Painted		Earth Tone Colors	Indeterminate						brown decoration on the exterior, green line around the rim edge on both surfaces	1795-1830	Miller et al 2000:12
61.6			13		2	3	Fill		1	H	Household	Ceramic	Refined Earthenware	Indeterminate		Body Sherd		Pearlware	Flow Painted		Blue, Dark	Indeterminate							1835-1925	Snyder 1992, Miller et al 2000:12
61.7			13		2	3	Fill		2	H	Household	Ceramic	Refined Earthenware	Indeterminate		Rim Sherd		Pearlware	Flow Painted	Exterior Spalled	Blue, Dark	Indeterminate						sherds mend	1835-1925	Snyder 1992
61.8			13		2	3	Fill		1	H	Architectural	Ceramic	Coarse Earthenware	Brick, Fragment	Orange															
61.9			13		2	3	Fill		6	H	Household	Ceramic	Coarse Earthenware	Indeterminate		Body Sherd		Redware	Lead Glazed	Single Glazed								sherds from multiple vessels		
62.1		1	13		11		Fill		1	P	Unmodifieds	Lithic	Slate	Rock Fragment	Red															
63.1			3		4	4	B		1	P	Debitage	Lithic	Quartzite	Bifacial Thinning Flake	Gray	Complete														
64.1			3		12	6	Fill		1	H	Indeterminate	Metal	Brass	Indeterminate		Fragment	Indeterminate											Flat brass piece w/ two tiny holes in the corners. One edge has ridged points. The other edge is curved. Could be a clasp.		
65.1			3		10	4	Fill		1	H	Indeterminate	Synthetic	Plastic	Indeterminate	Black	Fragment												Thin black plastic fragment.	1915-	Miller et al 2000:16
65.2			3		10	4	Fill		1	H	Architectural	Other	Composite	Mortar		Fragment														
65.3			3		10	4	Fill		1	H	Architectural	Metal	Iron	Nail		Fragment	Cut											Rusted cut nail fragment.	1810-1835	Wells 2000:324-326
65.4			3		10	4	Fill		1	H	Indeterminate	Metal	Iron	Indeterminate		Fragment	Indeterminate											Flat rusted iron fragment.		
65.5			3		10	4	Fill		1	O	Indeterminate	Fauna	Bone	Bone		Fragment										Indeterminate				
65.6			3		10	4	Fill		1	H	Household	Ceramic	Coarse Earthenware	Indeterminate		Body Sherd		Redware	Lead Glazed	Single Glazed	Brown							Redware body sherd. Brown glaze on interior. Mostly spalled on interior. Exterior unglazed.		
65.7			3		10	4	Fill		2	H	Household	Glass	Non-Lead Glass	Indeterminate	Colorless	Body Sherd	Indeterminate											Two colorless glass body sherds.		
66.10			3		2	3	Fill		1	H	Architectural	Metal	Iron	Nail		Almost Complete	Cut											Machine-headed, long grained nail.	1830-1890	Wells 2000:324-326
66.1			3		2	3	Fill		2	H	Household	Ceramic	Refined Earthenware	Indeterminate		Body Sherd		Whiteware	Indeterminate									Small sherds with no decoration visible.	1815-	Azizi et al 1996

FS	SB	Fea	TU	STP	Cxt	Strat	Hzn	AU	Count	H/P	Group	Class	Material	Object	Object Color	Part	Manufacture Technique	Ware	1st Decoration	2nd Decoration	Decoration Color	Pattern/Motif	Makers Mark	Mends	Vessel #	Common Name (Species)	Typology	Comments	Dates	Reference
66.2			3		2	3	Fill		1	H	Household	Ceramic	Refined Earthenware	Plate		Rim Sherd		Whiteware	Molded Pattern	Painted	Green	Shell Edge, Even Scalloped, Curved Lines						Not enough of rim remains to measure diameter.	1800-1840	www.jefpat.org
66.3			3		2	3	Fill		3	H	Household	Ceramic	Refined Earthenware	Plate		Body Sherd		Whiteware	Indeterminate									Sherds do not mend but likely belong to the same plate, & could belong to the same plate as the rim in entry 7. 2 sherds have a very small amount of green visible (probably would have been painted shell edge decoration). 2 sherds are marly/cavetto sherds.	1815-	Azizi et al 1996
66.3			3		2	3	Fill		1	H	Household	Ceramic	Coarse Earthenware	Hollowware		Body Sherd		Redware	Dark Patches in Glaze	Double Glazed	Brown, Dark	Blotched						Exterior is light brown glazed. Interior is light brown glazed with dark brown blotches.		
66.4			3		2	3	Fill		1	H	Architectural	Glass	Non-Lead Glass	Window Glass	Aqua, Light	Fragment														
66.5			3		2	3	Fill		5	H	Architectural	Glass	Non-Lead Glass	Window Glass	Colorless	Fragment														
66.6			3		2	3	Fill		4	O	Indeterminate	Fauna	Bone	Bone		Fragment										Unidentified Mammal		No butcher marks visible. Medium/large-sized mammal.		
66.7			3		2	3	Fill		1	O	Indeterminate	Fauna	Bone	Bone		Fragment										Unidentified Mammal		Calcine bone fragment with no butcher marks visible.		
66.8			3		2	3	Fill		4	H	Architectural	Metal	Iron	Nail		Complete	Cut											Cannot determine what kind of cut nails they are.		
66.9			3		2	3	Fill		1	H	Architectural	Metal	Iron	Nail		Fragment	Cut											Cannot determine what kind of cut nail it is.		
67.1			2		1	1	Ao		2	H	Household	Ceramic	Stoneware	Hollowware	Gray & Buff	Body Sherd		Salt Glazed, Gray/Buff Bodied	Painted		Blue	Indeterminate						Oxidized paste; edges of paste are gray but interior is buff. Do not mend but likely belong to the same vessel as each other, as well as the sherds in FS # 58.19.		
67.10			2		1	1	Ao		1	H	Household	Glass	Common Glass	Container Glass	Aqua, Light	Body Sherd	Indeterminate											Unidentified, curved sherd.		
67.11			2		1	1	Ao		1	H	Household	Glass	Non-Lead Glass	Tableware, General	Colorless	Body/Rim Sherd	Mold Blown, Indeterminate		Molded Pattern			Indeterminate						Wide-mouth vessel, possibly a tumbler.		
67.12			2		1	1	Ao		1	H	Household	Glass	Non-Lead Glass	Container Glass	Colorless	Rim Sherd	Pressed		Molded Pattern			Ribbed						Sherd is embossed with a small "6 3 4" on its rim. Molded decoration looks to be on the interior of the object.		
67.13			2		1	1	Ao		2	H	Household	Glass	Non-Lead Glass	Container Glass	Colorless	Base Sherd	Pressed		Molded Pattern			Indeterminate		w/ self				Footring present; possibly a dish. Molded decoration is on underside of base. Possibly a molded sunburst but not enough of decoration remains to be certain. Sherds mend.		
67.14			2		1	1	Ao		1	O	Food Related	Fauna	Shell	Shell Hinge												Oyster				
67.15			2		1	1	Ao		10	O	Indeterminate	Fauna	Bone	Bone		Fragment										Unidentified Mammal		Medium/large-sized mammal bone fragments with no butcher marks visible.		
67.16			2		1	1	Ao		2	O	Indeterminate	Fauna	Bone	Bone		Fragment										Unidentified Mammal		Medium/large-sized mammal bone fragments with butcher marks visible.		
67.17			2		1	1	Ao		1	O	Indeterminate	Flora	Seed	Peach Pit		Fragment												Charred peach pit fragment.		
67.17			2		1	1	Ao		2	H	Fuel	Lithic	Coal	Coal Fragment																
67.18			2		1	1	Ao		1	H	Indeterminate	Metal	Iron	Indeterminate		Fragment	Indeterminate											Linear, undulated object.		
67.19			2		1	1	Ao		4	H	Architectural	Metal	Iron	Nail		Complete	Wire												1880-	Wells 2000:326-327
67.2			2		1	1	Ao		1	H	Household	Ceramic	Stoneware	Hollowware	Gray	Body Sherd		Salt Glazed, Gray/Buff Bodied	Albany-Type Slip		Brown, Dark							Albany-slipped interior.	1805-1940	Miller et al 2000:10
67.20			2		1	1	Ao		3	H	Architectural	Metal	Iron	Nail		Fragment	Square											Likely cut nails but too rusted to identify manufacturing technique more specifically.		
67.21			2		1	1	Ao		1	H	Architectural	Metal	Iron	Nail		Fragment	Cut											Hand-headed.	1790-1830	Wells 2000:323-325, Miller et al 2000:13
67.22			2		1	1	Ao		1	H	Architectural	Metal	Iron	Nail		Complete	Cut											L-headed nail; bent at the bottom.		Miller et al 2000:13
67.23			2		1	1	Ao		2	H	Architectural	Metal	Iron	Nail		Almost Complete	Square											Too rusted to identify manufacturing technique more specifically.		Miller et al 2000:13
67.24			2		1	1	Ao		1	H	Architectural	Metal	Iron	Nail		Complete	Cut											Likely machine-headed.		
67.25			2		1	1	Ao		2	H	Architectural	Metal	Iron	Nail		Complete	Cut											Cannot determine what kind of cut nails they are.		
67.3			2		1	1	Ao		1	H	Household	Ceramic	Stoneware	Hollowware	Gray	Body Sherd		Salt Glazed, Gray/Buff Bodied	Indeterminate									No decoration visible.		
67.4			2		1	1	Ao		5	H	Household	Ceramic	Refined Earthenware	Indeterminate		Body Sherd		Yellowware	Indeterminate					w/ self				No decoration visible. Sherds mend.	1828-1940	www.jefpat.org, Miller et al 2000:13
67.5			2		1	1	Ao		4	H	Household	Ceramic	Coarse Earthenware	Hollowware		Body Sherd		Redware	Lead Glazed	Single Glazed	Brown, Dark							Sherds do not mend but some may belong to the same vessel. Interior is dark brown glazed; exterior is unglazed.		
67.6			2		1	1	Ao		2	H	Activities	Ceramic	Coarse Earthenware	Flower Pot		Body/Rim Sherd		Redware	Unglazed									Sherds do not mend but likely belong to the same flower pot.		Miller et al 2000:13
67.7			2		1	1	Ao		1	H	Household	Ceramic	Porcelain	Flatware		Rim Sherd		Bone China	Molded Pattern			Paneled							1794-	Miller et al 2000:9
67.8			2		1	1	Ao		1	H	Household	Ceramic	Porcelain	Hollowware		Rim Sherd		Porcelain, Hard Paste	Indeterminate									Looks like a flared and possibly scalloped rim belonging to a small vessel. Possibly Chinese-export porcelain but sherd is too small to be certain. No decoration visible.		Snyder 1992
67.9			2		1	1	Ao		19	H	Architectural	Glass	Common Glass	Window Glass	Aqua, Light	Fragment														Denker & Denker 1985:54-68
68.1			2		2	2	Fill		1	H	Personal	Ceramic	Porcelain	Button	White	Complete	Pressed	Porcelain, Hard Paste										Dish/saucer-type prosser button with 4 hole sew-through.	1840-1960	Sprague 2002:111
68.10			2		2	2	Fill		1	H	Household	Ceramic	Refined Earthenware	Indeterminate		Base Sherd		Pearlware	Indeterminate									Small sherd with no decoration visible.	1775-1840	Azizi et al 1996
68.11			2		2	2	Fill		1	H	Household	Ceramic	Refined Earthenware	Indeterminate		Body Sherd		Pearlware	Indeterminate									Small sherd with no decoration visible.	1775-1840	Azizi et al 1996
68.12			2		2	2	Fill		1	H	Household	Ceramic	Refined Earthenware	Indeterminate		Body Sherd		Yellowware	Indeterminate									Small sherd with no decoration visible.	1828-1940	www.jefpat.org
68.13			2		2	2	Fill		4	H	Architectural	Ceramic	Coarse Earthenware	Brick, Fragment	Orange															Miller et al 2000:12
68.14			2		2	2	Fill		3	H	Household	Ceramic	Coarse Earthenware	Indeterminate		Body Sherd		Redware	Interior Spalled, Exterior Unglazed									Sherds do not mend.		Azizi et al 1996
68.15			2		2	2	Fill		2	H	Household	Ceramic	Coarse Earthenware	Indeterminate		Body Sherd		Redware	Both Surfaces Spalled									Sherds do not mend.		Azizi et al 1996
68.16			2		2	2	Fill		1	H	Household	Ceramic	Coarse Earthenware	Indeterminate		Body Sherd		Redware	Lead Glazed	Exterior Spalled	Brown, Dark							Interior glazed; exterior spalled.		www.jefpat.org
68.17			2		2	2	Fill		1	H	Household	Ceramic	Coarse Earthenware	Indeterminate		Body Sherd		Redware	Lead Glazed	Exterior Spalled	Brown							Interior glazed; exterior spalled.		
68.18			2		2	2	Fill		6	H	Household	Ceramic	Coarse Earthenware	Hollowware		Body Sherd		Redware	Lead Glazed	Single Glazed	Brown							Interior glazed; exterior unglazed. Likely more than one vessel represented. Three sherds have tie-down lines visible on their exteriors.		www.jefpat.org
68.19			2		2	2	Fill		6	H	Household	Ceramic	Coarse Earthenware	Hollowware		Body Sherd		Redware	Lead Glazed	Single Glazed	Brown, Dark							Interior glazed; exterior unglazed. Likely more than one vessel represented.		

FS	SB	Fea	TU	STP	Cxt	Strat	Hzn	AU	Count	H/P	Group	Class	Material	Object	Object Color	Part	Manufacture Technique	Ware	1st Decoration	2nd Decoration	Decoration Color	Pattern/Motif	Makers Mark	Mends	Vessel #	Common Name (Species)	Typology	Comments	Dates	Reference
68.20			2		2	2	Fill		1	H	Household	Ceramic	Coarse Earthenware	Hollowware		Body Sherd		Redware	Lead Glazed	Exterior Spalled	Brown, Light							Interior glazed; exterior spalled.		www.jefpat.org
68.2			2		2	2	Fill		10	H	Architectural	Other	Composite	Mortar	Tan	Fragment														
68.21			2		2	2	Fill		1	H	Household	Ceramic	Coarse Earthenware	Hollowware		Base Sherd		Redware	Lead Glazed	Single Glazed	Brown							Interior glazed; exterior unglazed.		Azizi et al 1996
68.22			2		2	2	Fill		1	H	Household	Ceramic	Coarse Earthenware	Hollowware		Base Sherd		Redware	Slip Decorated	Single Glazed	Yellow	Trailed Slip						One straight slip line fragment is visible. Thick body.		Azizi et al 1996
68.23			2		2	2	Fill		1	H	Household	Ceramic	Coarse Earthenware	Hollowware		Rim Sherd		Redware	Indeterminate									Small amount of light brown glaze visible on rim but no body remains to determine what kind of decoration the vessel had.		Azizi et al 1996
68.24			2		2	2	Fill		1	H	Household	Ceramic	Coarse Earthenware	Hollowware		Rim Sherd		Redware	Slip Decorated	Double Glazed	Green, Light	Trailed Slip						One straight, light green slip line visible on rim. Possibly German-style rim but not enough of vessel remains to say for certain.		Miller et al 2000:13
68.25			2		2	2	Fill		1	H	Household	Ceramic	Coarse Earthenware	Hollowware		Body Sherd		Redware	Slip Decorated	Copper Highlights	Yellow & Green	Trailed Slip w/ Copper Blotches						Four wavy slip line fragments visible. The entire small sherd has green colored glaze.		Miller et al 2000:13
68.26			2		2	2	Fill		1	H	Household	Ceramic	Coarse Earthenware	Hollowware		Body Sherd		Redware	Slip Decorated	Single Glazed	Brown, Dark	Trailed Slip						One wavy slip line fragment visible.		Miller et al 2000:12
68.27			2		2	2	Fill		2	H	Indeterminate	Metal	Iron	Indeterminate		Fragment	Indeterminate											Unidentified curved iron fragments.		Miller et al 2000:12
68.28			2		2	2	Fill		4	H	Architectural	Metal	Iron	Nail		Complete	Cut											Cannot determine what kind of cut nails they are.		www.jefpat.org
68.29			2		2	2	Fill		1	H	Architectural	Metal	Iron	Nail		Complete	Cut											Machine-cut nail.	1830-	Wells 2000:324-326, www.jefpat.org
68.3			2		2	2	Fill		4	H	Architectural	Glass	Common Glass	Window Glass	Aqua, Light	Fragment														www.jefpat.org
68.30			2		2	2	Fill		1	H	Architectural	Metal	Iron	Nail		Almost Complete	Square											Nail shaft is too rusted to identify nail type more specifically; however, nail does look to be hand-headed.		www.jefpat.org
68.4			2		2	2	Fill		1	H	Household	Glass	Non-Lead Glass	Indeterminate	Colorless	Body Sherd	Indeterminate											Very thin, curved glass sherd. Possibly lamp glass.		Miller et al 2000:12
68.5			2		2	2	Fill		8	O	Indeterminate	Fauna	Bone	Bone		Fragment										Unidentified Mammal		Medium/large-sized mammal bone fragments with no butcher marks visible.		Miller et al 2000:12
68.6			2		2	2	Fill		1	O	Indeterminate	Fauna	Bone	Rib		Fragment										Unidentified Mammal		Medium/large-sized mammal rib fragment with no butcher marks visible.		Miller et al 2000:12
68.7			2		2	2	Fill		1	O	Food Related	Fauna	Bone	Bone		Fragment										Unidentified Mammal		Medium/large-sized mammal bone fragment; butcher marks visible.		
68.8			2		2	2	Fill		1	H	Household	Ceramic	Refined Earthenware	Indeterminate		Base Sherd		Creamware	Indeterminate									Small sherd with no decoration visible.	1762-1820	Miller et al 2000:12
68.9			2		2	2	Fill		2	H	Household	Ceramic	Refined Earthenware	Indeterminate		Body Sherd		Creamware	Indeterminate									Small sherds with no decoration visible.	1762-1820	Miller et al 2000:12, Wells 2000:324-326
69.1			3		1	1	Ao		2	H	Household	Ceramic	Coarse Earthenware	Hollowware		Body/Rim Sherd		Redware	Lead Glazed	Single Glazed	Brown							German-style rim; sherds do not mend but likely belong to the same vessel. Interior glazed; exterior unglazed.		
69.10			3		1	1	Ao		2	O	Food Related	Fauna	Bone	Bone		Fragment										Unidentified Mammal		Cut marks visible.		
69.11			3		1	1	Ao		1	O	Indeterminate	Fauna	Bone	Bone		Fragment										Unidentified Mammal		Small fragment.		Miller et al 2000:12
69.12			3		1	1	Ao		2	O	Indeterminate	Flora	Nut Shell	Nut		Almost Complete														
69.13			3		1	1	Ao		2	H	Architectural	Metal	Iron	Shutter Hinge		Almost Complete	Cast											Both hinge pieces have white paint on them.		
69.14			3		1	1	Ao		1	H	Hardware	Metal	Iron	Screw		Complete	Indeterminate													
69.15			3		1	1	Ao		1	H	Architectural	Metal	Iron	Nail		Complete	Wire												1880-	Wells 2000:326-327
69.16			3		1	1	Ao		1	H	Architectural	Metal	Iron	Nail		Almost Complete	Square											Nail missing head; too rusted to identify more specifically.		
69.2			3		1	1	Ao		1	H	Household	Ceramic	Coarse Earthenware	Hollowware		Body Sherd		Redware	Lead Glazed	Single Glazed	Brown, Dark							Interior glazed; exterior unglazed.		Wells 2000:324-326
69.3			3		1	1	Ao		1	H	Household	Ceramic	Refined Earthenware	Indeterminate		Rim Sherd		Pearlware	Printed	Exterior Spalled	Blue, Dark	Old Blue-General							1815-1840	Azizi et al 1996
69.4			3		1	1	Ao		1	H	Household	Ceramic	Refined Earthenware	Indeterminate		Base Sherd		Pearlware	Printed		Blue, Dark	Old Blue-General							1815-1840	Azizi et al 1996
69.5			3		1	1	Ao		1	H	Household	Ceramic	Refined Earthenware	Hollowware		Body/Rim Sherd		Whiteware	Indeterminate									No decoration visible.	1815-	Azizi et al 1996, Miller et al 2000:12
69.6			3		1	1	Ao		1	H	Household	Ceramic	Refined Earthenware	Hollowware		Body/Rim Sherd		White Granite	Molded Pattern			Paneled						Rounded panels.	1840-1930	www.jefpat.org
69.7			3		1	1	Ao		1	H	Household	Ceramic	Refined Earthenware	Indeterminate		Base Sherd		Porcelain, Hard Paste	Indeterminate									No decoration visible.		
69.8			3		1	1	Ao		242	H	Architectural	Glass	Common Glass	Window Glass	Aqua, Light	Fragment														Snyder 1992
69.9			3		1	1	Ao		2	H	Fuel	Lithic	Coal	Coal Fragment																
70.1			7		13	1	Fill	1	5	H	Household	Ceramic	Coarse Earthenware	Hollowware		Body Sherd		Redware	Lead Glazed	Single Glazed	Brown							Interior glazed; exterior unglazed. Multiple vessels represented.		www.jefpat.org
70.10			7		13	1	Fill	1	2	H	Architectural	Metal	Iron	Nail		Fragment	Indeterminate											Too rusted to identify manufacturing technique.		
70.11			7		13	1	Fill	1	2	H	Architectural	Metal	Iron	Nail		Complete	Wire												1880-	Wells 2000:326-327
70.12			7		13	1	Fill	1	1	H	Architectural	Metal	Iron	Nail		Complete	Wire											Only lightly rusted.	1880-	Wells 2000:326-327
70.13			7		13	1	Fill	1	1	H	Architectural	Metal	Iron	Nail		Complete	Cut											Brad/L-head nail. Cannot determine if it is hand-headed or completely machine-made.		
70.14			7		13	1	Fill	1	2	H	Architectural	Metal	Iron	Nail		Complete	Cut											Machine-made nails; cannot determine if they are early machine-made or modern machine-made nails.	1810-	Wells 2000:324-326
70.15			7		13	1	Fill	1	11	H	Architectural	Metal	Iron	Nail		Complete	Cut											Cannot determine if nails are hand-headed or completely machine-made.		
70.2			7		13	1	Fill	1	1	H	Household	Ceramic	Refined Earthenware	Indeterminate		Body Sherd		Creamware	Indeterminate									Small sherd with no decoration visible.	1762-1820	Miller et al 2000:12
70.3			7		13	1	Fill	1	5	H	Household	Ceramic	Refined Earthenware	Indeterminate		Body Sherd		Whiteware	Indeterminate									Small sherds with no decoration visible.	1815-	Azizi et al 1996
70.4			7		13	1	Fill	1	1	H	Household	Glass	Lead	Container Glass	Colorless	Body Sherd	Mold Blown, Indeterminate											Unidentified curved sherd.		
70.5			7		13	1	Fill	1	4	O	Indeterminate	Fauna	Bone	Bone		Fragment										Unidentified Mammal		No butcher marks visible.		
70.6			7		13	1	Fill	1	2	H	Architectural	Metal	Iron	Shutter hinge		Almost Complete	Cast											Two separate shutter hinges; painted white.		
70.7			7		13	1	Fill	1	1	H	Indeterminate	Synthetic	Plastic	Indeterminate	Colorless	Complete												Flat, slightly domed, 20th century plastic disc.	1915-	Miller et al 2000:16
70.8			7		13	1	Fill	1	1	H	Architectural	Other	Composite	Plaster		Fragment														
70.9			7		13	1	Fill	1	1	H	Indeterminate	Metal	Iron	Indeterminate		Complete	Indeterminate											Flat "C" shaped object with a rounded head at one end. Not a nail.		
71.10			7		14	2	Fill 2	1	5	H	Household	Ceramic	Refined Earthenware	Indeterminate		Body Sherd		Pearlware	Indeterminate									sherds from multiple vessels	1775-1840	Azizi et al 1996

FS	SB	Fea	TU	STP	Cxt	Strat	Hzn	AU	Count	H/P	Group	Class	Material	Object	Object Color	Part	Manufacture Technique	Ware	1st Decoration	2nd Decoration	Decoration Color	Pattern/Motif	Makers Mark	Mends	Vessel #	Common Name (Species)	Typology	Comments	Dates	Reference
71.1			7		14	2	Fill 2	1	1	H	Activities	Ceramic	Coarse Earthenware	Flower Pot		Rim Sherd		Redware	Unglazed											
71.11			7		14	2	Fill 2	1	10	H	Household	Ceramic	Refined Earthenware	Indeterminate		Body Sherd		Whiteware	Indeterminate									sherds from multiple vessels	1815-2017	Azizi et al 1996
71.12			7		14	2	Fill 2	1	2	H	Household	Ceramic	Refined Earthenware	Saucer		Body/Rim Sherd		Whiteware	Indeterminate									sherds mend	1815-2017	Azizi et al 1996
71.13			7		14	2	Fill 2	1	2	H	Household	Ceramic	Refined Earthenware	Indeterminate		Rim Sherd		Whiteware	Indeterminate									sherds from multiple vessels	1815-2017	Azizi et al 1996
71.14			7		14	2	Fill 2	1	1	H	Household	Ceramic	Refined Earthenware	Hollowware		Rim Sherd		Whiteware	Molded Pattern			Fluted						exterior has a molded fluted design	1815-2017	Azizi et al 1996
71.15			7		14	2	Fill 2	1	1	H	Household	Ceramic	Refined Earthenware	Indeterminate		Rim Sherd		Pearlware	Painted		Brown	Indeterminate						edge of the rim is painted brown	1795-1830	Miller et al 2000:12, 324-326
71.16			7		14	2	Fill 2	1	1	H	Household	Ceramic	Refined Earthenware	Plate		Rim Sherd		Pearlware/Whiteware	Molded Pattern	Interior Spalled	Blue	Shell Edge, Indeterminate						scalloped rim shape with blue painting	1775-1870	www.jefpat.org
71.17			7		14	2	Fill 2	1	1	H	Household	Ceramic	Refined Earthenware	Plate		Rim Sherd		Whiteware	Flow Printed		Blue, Dark	Indeterminate							1835-1925	Snyder 1992
71.18			7		14	2	Fill 2	1	1	H	Household	Ceramic	Refined Earthenware	Hollowware		Body Sherd		Rockingham	Indeterminate										1830-1940	www.jefpat.org
71.19			7		14	2	Fill 2	1	1	H	Household	Ceramic	Refined Earthenware	Indeterminate		Body Sherd		Unidentified Refined Earthenware	Incised	Exterior Spalled	Blue							small burned sherd with blue decoration		
71.2			7		14	2	Fill 2	1	2	H	Household	Ceramic	Coarse Earthenware	Indeterminate		Body Sherd		Redware	Interior Spalled											
71.20			7		14	2	Fill 2	1	58	H	Architectural	Glass	Common Glass	Window Glass	Aqua	Fragment														
71.21			7		14	2	Fill 2	1	48	H	Household	Glass	Common Glass	Container Glass	Aqua	Body Sherd	Mold Blown, Indeterminate													
71.22			7		14	2	Fill 2	1	12	H	Furniture	Glass	Common Glass	Mirror Glass	Aqua	Fragment														
71.23			7		14	2	Fill 2	1	1	H	Household	Glass	Common Glass	Tableware, General	Aqua	Rim Sherd	Mold Blown, Indeterminate											smooth rounded rim		
71.24			7		14	2	Fill 2	1	2	H	Lighting	Glass	Common Glass	Lamp Glass	Aqua	Body/Rim Sherd	Indeterminate											rim/body sherds, pieces mend		Azizi et al 1996
71.25			7		14	2	Fill 2	1	2	O	Indeterminate	Fauna	Bone	Bone		Fragment										Unidentified Mammal		no butcher marks		Miller et al 2000:12
71.26			7		14	2	Fill 2	1	3	O	Indeterminate	Fauna	Bone	Bone		Fragment										Unidentified Bird		no butcher marks		
71.27			7		14	2	Fill 2	1	1	H	Architectural	Metal	Iron	Staple		Complete	Wire													Wells 2000:324-326
71.28			7		14	2	Fill 2	1	6	H	Architectural	Metal	Iron	Nail		Complete	Wire											rusted, two are bent	1885-2017	Wells 2000:326-327, Wells 2000:324-326
71.29			7		14	2	Fill 2	1	27	H	Architectural	Metal	Iron	Nail		Complete	Cut											complete and fragments	1830-1890	Wells 2000:324-326
71.3			7		14	2	Fill 2	1	4	H	Household	Ceramic	Coarse Earthenware	Indeterminate		Body Sherd		Redware	Lead Glazed	Exterior Spalled	Brown									
71.30			7		14	2	Fill 2	1	2	H	Hardware	Metal	Iron	Screw		Complete	Indeterminate											rusted screws		
71.31			7		14	2	Fill 2	1	2	H	Indeterminate	Metal	Iron	Indeterminate		Fragment	Indeterminate											flat rusted metal fragments		
71.32			7		14	2	Fill 2	1	4	H	Indeterminate	Metal	Iron	Indeterminate		Fragment												half inch wide thin strips of metal		
71.33			7		14	2	Fill 2	1	1	H	Personal	Metal	Iron	Key		Fragment												fragment of a large door key		
71.34			7		14	2	Fill 2	1	2	H	Lighting	Glass	Common Glass	Lamp Glass	Aqua	Rim Sherd	Indeterminate											Two rim fragments, possibly from a lamp chimney		
71.4			7		14	2	Fill 2	1	5	H	Household	Ceramic	Coarse Earthenware	Indeterminate		Body Sherd		Redware	Lead Glazed	Single Glazed	Brown							sherds from multiple vessels		
71.5			7		14	2	Fill 2	1	1	H	Household	Ceramic	Coarse Earthenware	Indeterminate		Body Sherd		Redware	Lead Glazed	Single Glazed	Brown, Light									
71.6			7		14	2	Fill 2	1	1	H	Household	Ceramic	Coarse Earthenware	Indeterminate		Body Sherd		Redware	Slip Decorated	Single Glazed	Brown, Light								-1870	
71.7			7		14	2	Fill 2	1	1	H	Household	Ceramic	Coarse Earthenware	Indeterminate		Body Sherd		Redware	Slip Decorated	Exterior Spalled	White							small sherd, entire interior surface has a white slip glaze		
71.8			7		14	2	Fill 2	1	1	H	Household	Ceramic	Coarse Earthenware	Indeterminate		Body Sherd		Redware	Slip Decorated	Lead Glazed	White							small sherd, entire exterior surface has a white/green slip glaze, interior has a brown lead glaze		
71.9			7		14	2	Fill 2	1	4	H	Household	Ceramic	Refined Earthenware	Indeterminate		Body Sherd		Creamware	Indeterminate									sherds from multiple vessels	1762-1820	Miller et al 2000:12
72.1			7		15	3	Fill 3	2	103	H	Indeterminate	Metal	Iron	Indeterminate		Fragment												Multiple flat rusted iron fragments.		Cheek 2016:89
72.10			7		15	3	Fill 3	2	1	H	Household	Fauna	Bone	Utensil		Handle												Bone utensil handle. Almost complete. Iron tang.		Sprague 2002:115
72.1022			7		15	3	Fill 3	2	3	H	Household	Ceramic	Coarse Earthenware	Jar		Body/Rim Sherd		Redware	Lead Glazed	Single Glazed	Brown			w/ 256, 88, 106, 113, 73, 72	C-0022			Jar with mat brown glaze on interior. Collared rim.		
72.1025			7		15	3	Fill 3	2	19	H	Activities	Ceramic	Coarse Earthenware	Flower Pot		Body/Rim Sherd		Redware	Unglazed					w/ 72, 98, 112, 172, 98	C-0025			Sherds mend. German style rim. Unglazed.		
72.1029			7		15	3	Fill 3	2	1	H	Household	Ceramic	Coarse Earthenware	Hollowware		Base/Body Sherd		Redware	Lead Glazed	Single Glazed	Brown, Light			w/ 106	C-0029			Incised line around redware base on exterior.		
72.1030			7		15	3	Fill 3	2	1	H	Household	Ceramic	Coarse Earthenware	Hollowware		Body Sherd		Redware	Lead Glazed	Single Glazed	Brown, Light			w/ 73	C-0030			Light brown glaze on interior. Exterior has incised/tie down lines.		
72.1034			7		15	3	Fill 3	2	1	H	Household	Ceramic	Coarse Earthenware	Hollowware		Rim Sherd		Redware	Slip Decorated	Double Glazed	Green	Over All Slip		w/ 98, 72	C-0034			Green slip decorated fragment		
72.1036			7		15	3	Fill 3	2	3	H	Household	Ceramic	Refined Earthenware	Plate		Body/Rim Sherd		Pearlware	Molded Pattern	Painted	Blue	Shell Edge, Even Scalloped, Curved Lines		w/ self & 98	C-0036			Sherds mend. Molded shell edge pattern that is painted blue. Scalloped rim.	1800-1840	www.jefpat.org
72.1038			7		15	3	Fill 3	2	1	H	Household	Ceramic	Coarse Earthenware	Pan		Base/Body/Rim Sherd		Redware	Slip Decorated	Single Glazed	Brown, Dark	Trailed Slip		w/ 74, 113 & 112	C-0038			Sherds mend. Trailed slip on interior has straight lines alternating w/ wavy twisted lines.	-1870	www.jefpat.org
72.1043			7		15	3	Fill 3	2	1	H	Household	Ceramic	Refined Earthenware	Hollowware		Body/Rim Sherd		Pearlware	Painted		Earth Tone Colors	Floral		w/ 103, 348, 114, 98	C-0043			Solid brown rim around the top of the rim. Thin blue rim in the middle of the sherd. Blue, green, and brown floral painting on the sherd all on the inside. Of the sherd. Solid brown band on the outside of the sherd.	1795-1830	Miller et al 2000:12
72.1048			7		15	3	Fill 3	2	1	H	Household	Ceramic	Porcelain	Hollowware		Rim Sherd		Porcelain, Hard Paste	Painted		Red	Banded		w/ 348	C-0048			Porcelain rim with red pain on the interior. Thin red band on the top of the rim. Red wavy band then a star under the apex of the wavy band, and then two thin red bands.		www.jefpat.org
72.1054			7		15	3	Fill 3	2	1	H	Household	Ceramic	Coarse Earthenware	Hollowware		Base Sherd		Redware	Slip Decorated	Single Glazed	Yellow, Dark Brown, Green , Light Brown	Trailed Slip		w/ 98, 193	C-0054			Redware base with dark brown wavy lines and a yellow straight line and evidence of green slip on a light brown glaze.		
72.11			7		15	3	Fill 3	2	2	O	Food Related	Fauna	Shell	Shell Hinge		Fragment										Clam				Miller 1993
72.12			7		15	3	Fill 3	2	1	H	Personal	Metal	Copper Alloy	Button		Almost Complete	Indeterminate											Copper alloy button. Loop shank.		
72.13			7		15	3	Fill 3	2	1	H	Personal	Metal	Copper Alloy	Button		Almost Complete	Indeterminate											Copper alloy button w/ iron loop shank		www.jefpat.org
72.14			7		15	3	Fill 3	2	1	H	Household	Glass	Common Glass	Indeterminate	Olive, Light	Body Sherd	Indeterminate													
72.15			7		15	3	Fill 3	2	1	H	Household	Glass	Lead	Container Glass	Colorless	Body/Rim Sherd	Mold Blown, Indeterminate		Molded Pattern			Paneled						Molded decoration on ext. has paneled sides. Probably a tumbler.		
72.16			7		15	3	Fill 3	2	1	P	Unmodifieds	Lithic	Limestone	Rock Fragment	Gray														
72.17			7		15	3	Fill 3	2	7	H	Activities	Ceramic	Coarse Earthenware	Flower Pot		Body Sherd		Redware	Unglazed									Multiple vessels represented. Unglazed body sherds. Two sherds mend.		
72.18			7		15	3	Fill 3	2	14	H	Household	Ceramic	Coarse Earthenware	Indeterminate		Body Sherd		Redware	Indeterminate	Interior Spalled								Multiple vessels represented. Interior spalled. Exterior unglazed. Could be flower pots.		
72.2			7		15	3	Fill 3	2	1	H	Indeterminate	Metal	Iron	Indeterminate		Fragment	Indeterminate											Rusted thin tapered piece of metal leading to a rounded end. Could be a utensil handle.		

FS	SB	Fea	TU	STP	Cxt	Strat	Hzn	AU	Count	H/P	Group	Class	Material	Object	Object Color	Part	Manufacture Technique	Ware	1st Decoration	2nd Decoration	Decoration Color	Pattern/Motif	Makers Mark	Mends	Vessel #	Common Name (Species)	Typology	Comments	Dates	Reference
72.20			7		15	3	Fill 3	2	1	H	Indeterminate	Ceramic	Coarse Earthenware	Indeterminate		Body/Rim Sherd		Redware	Unglazed									Small rim sherd. Could be a small flower pot. Slight gutter to rim.		
72.21			7		15	3	Fill 3	2	1	H	Indeterminate	Ceramic	Coarse Earthenware	Hollowware		Rim Sherd		Redware	Indeterminate	Exterior Spalled								Exterior spalled. Interior unglazed. Probably a flower pot.		
72.22			7		15	3	Fill 3	2	8	H	Household	Ceramic	Coarse Earthenware	Indeterminate		Body Sherd		Redware	Lead Glazed	Single Glazed	Brown, Light							Multiple vessels represented.		
72.24			7		15	3	Fill 3	2	2	H	Household	Ceramic	Coarse Earthenware	Hollowware		Body Sherd		Redware	Lead Glazed	Double Glazed	Brown, Light							Two vessels represented.		
72.25			7		15	3	Fill 3	2	9	H	Household	Ceramic	Coarse Earthenware	Indeterminate		Body Sherd		Redware	Lead Glazed	Single Glazed	Brown							Multiple vessels represented.		
72.26			7		15	3	Fill 3	2	1	H	Household	Ceramic	Coarse Earthenware	Hollowware		Body Sherd		Redware	Lead Glazed	Double Glazed	Brown									
72.27			7		15	3	Fill 3	2	8	H	Household	Ceramic	Coarse Earthenware	Hollowware		Body Sherd		Redware	Lead Glazed	Single Glazed								Multiple vessels represented. Some sherds go to the same vessel. Exterior unglazed. Incised/tie-down lines on exterior.		
72.28			7		15	3	Fill 3	2	31	H	Household	Ceramic	Coarse Earthenware	Indeterminate		Body Sherd		Redware	Lead Glazed	Single Glazed	Brown, Dark							Multiple vessels represented.		
72.29			7		15	3	Fill 3	2	8	H	Household	Ceramic	Coarse Earthenware	Hollowware		Body Sherd		Redware	Lead Glazed	Single Glazed	Brown, Dark							Multiple vessels represented. Incised/tie-down lines on exterior.		
72.3			7		15	3	Fill 3	2	12	H	Architectural	Metal	Iron	Nail		Fragment	Cut											Rusted cut nail fragments.	1830-1890	Wells 2000:324-326
72.30			7		15	3	Fill 3	2	2	H	Household	Ceramic	Coarse Earthenware	Indeterminate		Body Sherd		Redware	Lead Glazed	Exterior Spalled	Brown, Dark							Sherds mend. Exterior spalled.		
72.31			7		15	3	Fill 3	2	6	H	Household	Ceramic	Coarse Earthenware	Indeterminate		Body Sherd		Redware	Lead Glazed	Single Glazed	Brown							Brown glaze on interior is a somewhat flat color. Sherds could be from the same vessel.		
72.32			7		15	3	Fill 3	2	8	H	Household	Ceramic	Coarse Earthenware	Indeterminate		Body Sherd		Redware	Lead Glazed	Exterior Spalled	Brown							Brown glaze on interior is a somewhat flat color. Exterior spalled. Sherds could be from the same vessel.		
72.33			7		15	3	Fill 3	2	1	H	Household	Ceramic	Coarse Earthenware	Indeterminate		Base Sherd		Redware	Lead Glazed	Single Glazed	Brown							Base sherd seems to have an odd bend. Possible kiln damage.		
72.35			7		15	3	Fill 3	2	1	H	Household	Ceramic	Coarse Earthenware	Hollowware		Base Sherd		Redware	Lead Glazed	Single Glazed	Brown, Light							Pedestaled footring. Interior partially spalled.		
72.36			7		15	3	Fill 3	2	1	H	Household	Ceramic	Coarse Earthenware	Hollowware		Handle		Redware	Dark Patches in Glaze	Double Glazed	Brown	Indeterminate						Handle fragment. Light brown with dark patches in glaze.		
72.37			7		15	3	Fill 3	2	2	H	Household	Ceramic	Coarse Earthenware	Hollowware		Rim Sherd		Redware	Lead Glazed	Single Glazed	Brown							Multiple vessels represented.		
72.38			7		15	3	Fill 3	2	2	H	Household	Ceramic	Coarse Earthenware	Jar		Body/Rim Sherd		Redware	Lead Glazed	Single Glazed	Brown			mends w/ self				Jar rim. Brown glaze on interior. Exterior unglazed. Interior partially spalled.		
72.39			7		15	3	Fill 3	2	1	H	Household	Ceramic	Coarse Earthenware	Jar		Body/Rim Sherd		Redware	Lead Glazed	Single Glazed	Brown							Brown glaze. Folded flat rim. Could be a flower pot with a glazed interior.		
72.4			7		15	3	Fill 3	2	7	H	Architectural	Metal	Iron	Nail		Complete	Cut											Rusted cut nails.		
72.40			7		15	3	Fill 3	2	1	H	Household	Ceramic	Coarse Earthenware	Hollowware		Rim Sherd		Redware	Lead Glazed	Single Glazed	Brown							German style rim. Brown glaze on interior. Exterior unglazed. Smear of glaze on exterior. Could be a pan.		
72.41			7		15	3	Fill 3	2	1	H	Household	Ceramic	Coarse Earthenware	Hollowware		Rim Sherd		Redware	Lead Glazed	Single Glazed	Brown, Dark							German style rim. Could be a jar, pan or bow. Dark brown glaze on interior. Exterior unglazed. Possible kiln damage on rim w/ impression.		
72.42			7		15	3	Fill 3	2	1	H	Household	Ceramic	Coarse Earthenware	Hollowware		Body/Rim Sherd		Redware	Lead Glazed	Double Glazed	Black							Small hollowware. Black glaze on interior and exterior. Heavy use wear on rim.		
72.43			7		15	3	Fill 3	2	4	H	Household	Ceramic	Coarse Earthenware	Hollowware		Body Sherd		Redware	Slip Decorated	Single Glazed	Yellow	Trailed Slip						Multiple vessels represented. Trailed slip on interior. Some of slip is spalled.		
72.44			7		15	3	Fill 3	2	1	H	Household	Ceramic	Coarse Earthenware	Hollowware		Rim Sherd		Redware	Slip Decorated	Double Glazed	Brown, Light	Trailed Slip						Spalled yellow trailed slip on interior near rim. Light brown glaze on interior & Exterior. From a small vessel. Straight rim.		
72.45			7		15	3	Fill 3	2	6	H	Household	Ceramic	Coarse Earthenware	Hollowware		Body Sherd		Redware	Slip Decorated	Single Glazed	Yellow & Dark Brown	Trailed Slip						Multiple vessels represented. Yellow & dark brown trailed slip decoration present.		
72.46			7		15	3	Fill 3	2	1	H	Household	Ceramic	Coarse Earthenware	Indeterminate		Body Sherd		Redware	Slip Decorated	Single Glazed	Brown, Dark	Trailed Slip						Dark brown trailed slip on interior. Possibly the same vessel as entry 49 this FS.		www.jefpat.org
72.47			7		15	3	Fill 3	2	1	H	Household	Ceramic	Coarse Earthenware	Pan		Rim Sherd		Redware	Slip Decorated	Single Glazed	Yellow & Brown	Trailed Slip						Yellow trailed slip on rim followed by brown slip decoration. Rolled guttered rim.		Azizi et al 1996
72.48			7		15	3	Fill 3	2	1	H	Household	Ceramic	Coarse Earthenware	Pan/Bowl		Rim Sherd		Redware	Slip Decorated	Single Glazed	Yellow & Brown	Trailed Slip						Could be a pan or bowl. Use wear on rim. Yellow trailed slip near rim followed by wavy brown trailed slip line. Folded over rim.		Azizi et al 1996
72.5			7		15	3	Fill 3	2	10	H	Architectural	Glass	Common Glass	Window Glass	Aqua	Fragment														www.jefpat.org
72.51			7		15	3	Fill 3	2	2	H	Household	Ceramic	Coarse Earthenware	Hollowware		Body Sherd		Redware	Slip Decorated	Single Glazed	See comments	Trailed Slip w/ Copper Blotches						Sherds could be from the same vessel. Trailed slip on interior is dark brown, white, w/ green copper highlights.		Snyder 1992
72.52			7		15	3	Fill 3	2	3	H	Household	Ceramic	Refined Earthenware	Indeterminate		Body Sherd		Whiteware	Indeterminate									Multiple vessels represented.	1815-2017	Azizi et al 1996
72.53			7		15	3	Fill 3	2	1	H	Household	Ceramic	Refined Earthenware	Indeterminate		Body Sherd		Whiteware	Indeterminate	Exterior Spalled									1815-2017	Azizi et al 1996
72.54			7		15	3	Fill 3	2	1	H	Household	Ceramic	Refined Earthenware	Indeterminate		Rim Sherd		Whiteware	Indeterminate	Exterior Spalled								Rim sherd w/ exterior spalled. Interior partially spalled.	1815-2017	Azizi et al 1996
72.55			7		15	3	Fill 3	2	1	H	Household	Ceramic	Refined Earthenware	Tableware, General		Body/Rim Sherd		Whiteware	Painted		Blue	Indeterminate						Plate or platter. Blue painted rim. Could be flow painted. Interior mostly spalled.	1815-2017	Azizi et al 1996, Miller et al 2000:13
72.56			7		15	3	Fill 3	2	4	H	Household	Ceramic	Refined Earthenware	Indeterminate		Body Sherd		Pearlware	Indeterminate									Multiple vessels represented.	1775-1840	Azizi et al 1996, Miller et al 2000:13
72.57			7		15	3	Fill 3	2	1	H	Household	Ceramic	Refined Earthenware	Hollowware		Body Sherd		Pearlware	Molded Pattern			Fluted						Molded fluted decoration on exterior.	1775-1840	Azizi et al 1996, www.jefpat.org
72.58			7		15	3	Fill 3	2	4	H	Household	Ceramic	Refined Earthenware	Hollowware		Handle		Pearlware	Indeterminate									Could all be from the same handle. Three sherds mend.	1775-1840	Azizi et al 1996, www.jefpat.org
72.59			7		15	3	Fill 3	2	1	H	Household	Ceramic	Refined Earthenware	Saucer		Body/Rim Sherd		Pearlware	Indeterminate										1775-1840	Azizi et al 1996
72.6			7		15	3	Fill 3	2	4	O	Indeterminate	Fauna	Bone	Bone		Fragment										Indeterminate				Miller et al 2000:12
72.60			7		15	3	Fill 3	2	3	H	Household	Ceramic	Refined Earthenware	Indeterminate		Base/Body Sherd		Pearlware	China Glaze, Painted		Blue	Indeterminate						All sherds could be from the same vessel. Blue china glaze decoration on interior.	1775-1810	Miller et al 2000:12
72.61			7		15	3	Fill 3	2	1	H	Household	Ceramic	Refined Earthenware	Indeterminate		Body Sherd		Pearlware	Painted		Blue	Indeterminate							1775-1830	Miller et al 2000:12
72.62			7		15	3	Fill 3	2	7	H	Household	Ceramic	Refined Earthenware	Indeterminate		Body Sherd		Pearlware	Painted		Earth Tone Colors	Floral						Multiple vessels represented.	1795-1830	Miller et al 2000:12
72.63			7		15	3	Fill 3	2	3	H	Household	Ceramic	Refined Earthenware	Indeterminate		Body/Rim Sherd		Pearlware	Painted		Earth Tone Colors	Lined						Multiple vessels represented. Earth tone painted colored decoration presented.	1795-1830	Miller et al 2000:12
72.64			7		15	3	Fill 3	2	1	H	Household	Ceramic	Refined Earthenware	Indeterminate		Body/Rim Sherd		Pearlware	Molded Pattern	Painted	Earth Tone Colors	Lined						Scalloped rim. Painted thick yellow line between two thin brown lines. Molded ribs on exterior.	1795-1830	Miller et al 2000:12
72.66			7		15	3	Fill 3	2	1	H	Household	Ceramic	Refined Earthenware	Plate, Soup		Body/Rim Sherd		Pearlware	Molded Pattern	Painted	Blue	Shell Edge, Even Scalloped, Curved Lines						Soup plate. Molded shell edge pattern that is painted blue. Scalloped rim. Kiln pad mark on exterior.	1800-1840	www.jefpat.org
72.67			7		15	3	Fill 3	2	12	H	Household	Ceramic	Refined Earthenware	Indeterminate		Body Sherd		Creamware	Indeterminate									Multiple vessels represented.	1762-1820	Miller et al 2000:12
72.69			7		15	3	Fill 3	2	2	H	Household	Ceramic	Refined Earthenware	Indeterminate		Base Sherd		Creamware	Indeterminate									Two vessels represented. Wedge style footrings.	1762-1820	Miller et al 2000:12

FS	SB	Fea	TU	STP	Cxt	Strat	Hzn	AU	Count	H/P	Group	Class	Material	Object	Object Color	Part	Manufacture Technique	Ware	1st Decoration	2nd Decoration	Decoration Color	Pattern/Motif	Makers Mark	Mends	Vessel #	Common Name (Species)	Typology	Comments	Dates	Reference
72.70			7		15	3	Fill 3	2	1	H	Household	Ceramic	Refined Earthenware	Indeterminate		Rim Sherd		Creamware	Indeterminate										1762-1820	Miller et al 2000:12
72.7			7		15	3	Fill 3	2	1	O	Indeterminate	Fauna	Bone	Bone		Fragment										Unidentified Bird				
72.71			7		15	3	Fill 3	2	1	H	Household	Ceramic	Refined Earthenware	Indeterminate		Rim Sherd		Creamware	Indeterminate									Two vessels represented. Both sherd have a slight bath style rim.	1762-1820	Miller et al 2000:12
72.72			7		15	3	Fill 3	2	1	H	Household	Ceramic	Porcelain	Indeterminate		Body Sherd		Porcelain, Chinese Export	Painted, Overglaze		Red	European Neo-Classical Style						Red painted overglaze.	1765-1810	Madsen & White 2011:116
72.8			7		15	3	Fill 3	2	6	O	Indeterminate	Fauna	Bone	Bone		Fragment										Unidentified Mammal				Wells 2000:324-326
72.9			7		15	3	Fill 3	2	1	O	Indeterminate	Fauna	Bone	Tooth		Fragment										Unidentified Mammal				Wells 2000:324-326
73.1			7		16	4	Fill 4	2	1	H	Household	Ceramic	Coarse Earthenware	Indeterminate		Body Sherd		Redware	Unglazed									Probably goes with vessel C-0025.		Wells 2000:324-326
73.10			7		16	4	Fill 4	2	1	H	Household	Ceramic	Refined Earthenware	Indeterminate		Body Sherd		Creamware	Indeterminate										1762-1820	Miller et al 2000:12
73.1022			7		16	4	Fill 4	2	2	H	Household	Ceramic	Coarse Earthenware	Jar		Body/Rim Sherd		Redware	Lead Glazed	Single Glazed	Brown			w/ 256, 88, 106, 113, 73, 72	C-0022			Jar with mat brown glaze on interior. Collared rim.		
73.1030			7		16	4	Fill 4	2	1	H	Household	Ceramic	Coarse Earthenware	Hollowware		Body Sherd		Redware	Lead Glazed	Single Glazed	Brown, Light			w/ 72	C-0030			Light brown glaze on interior. Exterior has incised/tie down lines.		
73.11			7		16	4	Fill 4	2	1	H	Household	Ceramic	Refined Earthenware	Hollowware		Rim Sherd		Creamware	Indeterminate										1762-1820	Miller et al 2000:12
73.12			7		16	4	Fill 4	2	2	H	Household	Ceramic	Refined Earthenware	Indeterminate		Body Sherd		Pearlware	Indeterminate										1775-1840	Azizi et al 1996
73.13			7		16	4	Fill 4	2	2	H	Household	Ceramic	Refined Earthenware	Indeterminate		Base Sherd		Pearlware	Indeterminate									base sherds with round footrings from multiple vessels	1775-1840	Azizi et al 1996
73.14			7		16	4	Fill 4	2	1	H	Household	Ceramic	Refined Earthenware	Hollowware		Body Sherd		Pearlware	Painted		Earth Tone Colors	Floral						blue and brown painted decoration on the exterior surface	1795-1830	Miller et al 2000:12
73.15			7		16	4	Fill 4	2	1	H	Household	Ceramic	Refined Earthenware	Saucer		Rim Sherd		Pearlware	Painted		Earth Tone Colors	Floral						brown band around the rim edge with brown floral decoration below	1795-1830	Miller et al 2000:12
73.16			7		16	4	Fill 4	2	1	H	Household	Ceramic	Refined Earthenware	Tea Cup		Rim Sherd		Whiteware	Painted		Blue	Indeterminate						blue line around interior and exterior rim edge, exterior has a draped and line design	1815-	Azizi et al 1996
73.17			7		16	4	Fill 4	2	4	O	Indeterminate	Fauna	Bone	Bone		Fragment										Unidentified Mammal		3 long bone fragments, 1 indeterminate, no butcher marks		
73.18			7		16	4	Fill 4	2	1	O	Indeterminate	Fauna	Bone	Bone		Fragment										Unidentified Bird		no butcher marks		
73.19			7		16	4	Fill 4	2	2	O	Food Related	Fauna	Shell	Shell Hinge		Complete										Oyster				
73.2			7		16	4	Fill 4	2	1	H	Household	Ceramic	Coarse Earthenware	Indeterminate		Handle		Redware	Unglazed									unglazed flat wide handle sherd		
73.20			7		16	4	Fill 4	2	1	H	Household	Ceramic	Refined Earthenware	Indeterminate	Red	Body Sherd		Tin Glazed-Red Bodied	Indeterminate									tin glazed red bodied, burned		
73.21			7		16	4	Fill 4	2	1	H	Architectural	Glass	Common Glass	Window Glass		Fragment														
73.22			7		16	4	Fill 4	2	1	H	Furniture	Glass	Common Glass	Mirror Glass	Aqua	Fragment														
73.23			7		16	4	Fill 4	2	1	P	Unmodifieds	Lithic	Limestone	Rock Fragment	Gray												large flake, weathered surface		
73.24			7		16	4	Fill 4	2	1	P	Unmodifieds	Lithic	Limestone	Rock Fragment	Gray												weathered surface		
73.25			7		16	4	Fill 4	2	12	H	Indeterminate	Metal	Iron	Can		Fragment											flat rusted metal fragments from a can or container		
73.26			7		16	4	Fill 4	2	3	H	Architectural	Metal	Iron	Nail		Fragment	Cut										rusted, indeterminate type		
73.27			7		16	4	Fill 4	2	1	H	Indeterminate	Metal	Iron	Indeterminate		Fragment	Indeterminate										rusted metal pin/spike with a hooped end		
73.3			7		16	4	Fill 4	2	3	H	Household	Ceramic	Coarse Earthenware	Indeterminate		Body Sherd		Redware	Interior Spalled									exterior unglazed		
73.4			7		16	4	Fill 4	2	3	H	Household	Ceramic	Coarse Earthenware	Indeterminate		Body Sherd		Redware	Lead Glazed	Exterior Spalled	Brown							sherds from multiple vessels		
73.6			7		16	4	Fill 4	2	1	H	Household	Ceramic	Coarse Earthenware	Hollowware		Body Sherd		Redware	Lead Glazed	Single Glazed	Brown									
73.7			7		16	4	Fill 4	2	8	H	Household	Ceramic	Coarse Earthenware	Hollowware		Body Sherd		Redware	Lead Glazed	Single Glazed	Brown, Light							appear to be from the same vessel		
73.8			7		16	4	Fill 4	2	1	H	Household	Ceramic	Coarse Earthenware	Hollowware		Body Sherd		Redware	Slip Decorated	Single Glazed	Brown	Over All Slip						Appears to have covering light slip under a brown lead glaze.	-1870	
73.9			7		16	4	Fill 4	2	1	H	Household	Ceramic	Coarse Earthenware	Pan		Rim Sherd		Redware	Slip Decorated	Single Glazed	Yellow	Trailed Slip						Tall collared rim with ridges on the exterior and a concave interior.	-1870	
74.1			7		18	5			3	H	Architectural	Glass	Common Glass	Window Glass	Aqua	Fragment														
74.10			7		18	5			2	H	Household	Ceramic	Coarse Earthenware	Pan		Body/Rim Sherd		Redware	Slip Decorated	Single Glazed	Yellow	Trailed Slip w/ Copper Blotches		w/ self				Redware pan. Rim is a tall collar concave on exterior w/o ridges. Interior glaze is light brown. Two yellow trailed slip lines on interior. Trailed slip lines are mostly spalled. Faint wavy line of copper colored highlighting. See extra info.	-1870	
74.1038			7		18	5			3	H	Household	Ceramic	Coarse Earthenware	Pan		Base/Body/Rim Sherd		Redware	Slip Decorated	Single Glazed	Brown, Dark	Trailed Slip		w/ self, 72, 113 & 112	C-0038			Sherds mend. Trailed slip on interior has straight lines alternating w/ wavy twisted lines.	-1870	
74.12			7		18	5			1	H	Household	Ceramic	Coarse Earthenware	Hollowware		Body Sherd		Redware	Slip Decorated	Copper Highlights	Green	Over All Slip						Small redware body sherd. Tan/ white slip w/ copper highlights completely covers int. & ext.		
74.2			7		18	5			1	H	Architectural	Metal	Iron	Nail		Complete	Cut										Rusted cut nail.	1830-1890	Wells 2000:324-326
74.3			7		18	5			1	H	Indeterminate	Metal	Lead	Indeterminate		Complete											Tapered thin bent lead fragment. Notched at one end.		Wells 2000:324-326
74.4			7		18	5			1	H	Household	Ceramic	Coarse Earthenware	Indeterminate		Body Sherd		Redware	Lead Glazed	Single Glazed	Brown, Dark							Dark brown glaze on interior. Exterior spalled.		
74.5			7		18	5			1	H	Household	Ceramic	Coarse Earthenware	Hollowware		Body Sherd		Redware	Lead Glazed	Double Glazed	Brown							Brown glaze on interior & exterior. Hollowware.		Wells 2000:324-326
74.6			7		18	5			1	H	Household	Ceramic	Coarse Earthenware	Jar		Body/Rim Sherd		Redware	Lead Glazed	Single Glazed	Brown							Brown glaze on interior. Exterior partially spalled near rim. Ext. unglazed.		Wells 2000:324-326
74.7			7		18	5			1	H	Household	Ceramic	Coarse Earthenware	Jar		Body/Rim Sherd		Redware	Lead Glazed	Single Glazed	Brown, Light							Brown glaze on interior. Rounded everted rim.		
74.9			7		18	5			1	H	Household	Ceramic	Coarse Earthenware	Indeterminate		Body Sherd		Redware	Slip Decorated	Exterior Spalled	Yellow	Trailed Slip						Ext. spalled. Interior has brown glaze w/ yellow trailed slip lines. Most of slip is spalled.		
75.1			7		Clean-up				12	H	Architectural	Glass	Common Glass	Window Glass	Aqua, Light	Fragment												Not patinated; very clear.		
75.10			7		Clean-up				1	H	Household	Ceramic	Coarse Earthenware	Hollowware		Body Sherd		Redware	Slip Decorated	Double Glazed	White & Green	Over All Slip						Small sherd covered with white slip with green blotched glaze on both interior and exterior.		
75.11			7		Clean-up				1	H	Household	Ceramic	Refined Earthenware	Hollowware		Base Sherd		Pearlware	Painted		Earth Tone Colors	Indeterminate						Likely a floral pattern.	1795-1830	Miller et al 2000:12
75.12			7		Clean-up				1	H	Household	Ceramic	Coarse Earthenware	Flatware		Rim Sherd		Pearlware	Molded Pattern	Painted	Green	Shell Edge, Even Scalloped, Curved Lines						Likely a plate but sherd is very small.	1800-1840	www.jefpat.org
75.13			7		Clean-up				3	H	Household	Ceramic	Refined Earthenware	Indeterminate		Body Sherd		Creamware	Indeterminate									No decoration visible; sherds do not mend.	1762-1820	Miller et al 2000:12
75.14			7		Clean-up				2	H	Household	Ceramic	Refined Earthenware	Indeterminate		Rim Sherd		Pearlware	Indeterminate									No decoration visible; sherds do not mend.	1775-1840	Azizi et al 1996
75.15			7		Clean-up				2	H	Household	Ceramic	Refined Earthenware	Indeterminate		Body Sherd		Pearlware	Indeterminate									No decoration visible; sherds do not mend.	1775-1840	Azizi et al 1996
75.16			7		Clean-up				1	H	Household	Ceramic	Refined Earthenware	Teaware, General		Rim Sherd		Pearlware	Painted		Earth Tone Colors	Indeterminate						Probably a saucer.	1795-1830	Miller et al 2000:12

FS	SB	Fea	TU	STP	Cxt	Strat	Hzn	AU	Count	H/P	Group	Class	Material	Object	Object Color	Part	Manufacture Technique	Ware	1st Decoration	2nd Decoration	Decoration Color	Pattern/Motif	Makers Mark	Mends	Vessel #	Common Name (Species)	Typology	Comments	Dates	Reference
75.17			7		Clean-up				1	H	Household	Ceramic	Refined Earthenware	Indeterminate		Base Sherd		Pearlware	Painted		Blue	Indeterminate						Possibly China glazed but sherd is too small to say for certain. Small fragment of an impressed circle is present on underside of base; possibly part of a maker's mark.	1775-1830	Miller et al 2000:12
75.18			7		Clean-up				1	H	Household	Ceramic	Refined Earthenware	Indeterminate		Body Sherd		Pearlware	Painted		Blue	Indeterminate							1775-1830	Miller et al 2000:12
75.19			7		Clean-up				1	O	Indeterminate	Fauna	Bone	Bone		Fragment										Unidentified Mammal				
75.2			7		Clean-up				5	H	Architectural	Glass	Common Glass	Window Glass	Aqua	Fragment												Heavily patinated.		
75.20			7		Clean-up				7	H	Indeterminate	Metal	Iron	Sheet Metal		Fragment	Indeterminate											Thin, flat pieces of sheet metal; one piece is curved.		
75.21			7		Clean-up				2	H	Architectural	Metal	Iron	Nail		Complete	Square											Too rusted to identify manufacturing technique more specifically.		
75.22			7		Clean-up				1	H	Architectural	Metal	Iron	Nail		Fragment	Square											Too rusted to identify manufacturing technique more specifically.		
75.3			7		Clean-up				2	H	Household	Glass	Non-Lead Glass	Indeterminate	Colorless	Body Sherd	Indeterminate											Unidentified, curved sherds.		
75.4			7		Clean-up				7	H	Household	Ceramic	Coarse Earthenware	Hollowware		Body Sherd		Redware	Lead Glazed	Single Glazed	Brown							Interior glazed; exterior unglazed. Multiple vessels represented.		
75.5			7		Clean-up				5	H	Household	Ceramic	Coarse Earthenware	Hollowware		Body Sherd		Redware	Lead Glazed	Single Glazed	Brown, Light							Interior glazed; exterior unglazed. Likely multiple vessels represented. One sherd has a double tie-down line visible on exterior.		
75.6			7		Clean-up				1	H	Household	Ceramic	Coarse Earthenware	Hollowware		Body Sherd		Redware	Lead Glazed	Single Glazed	Brown							Interior glazed; exterior unglazed. Interior glaze is very thin, possibly more of a slip than a glaze.		
75.7			7		Clean-up				1	H	Household	Ceramic	Coarse Earthenware	Hollowware		Rim Sherd		Redware	Lead Glazed	Double Glazed	Brown, Light							Thin-bodied, slightly flared rim. Likely belonging to a small vessel.		
75.8			7		Clean-up				1	H	Household	Ceramic	Coarse Earthenware	Hollowware		Body Sherd		Redware	Slip Decorated	Single Glazed	White	Trailed Slip						One, straight slip line fragment is visible.		
75.9			7		Clean-up				1	H	Household	Ceramic	Coarse Earthenware	Pan/Dish		Rim Sherd		Redware	Slip Decorated	Single Glazed	White & Green	Trailed Slip						Very short collared rim w/ coggles/notches on the exterior of the rim. Top of coggled rim is covered in green slip. On the body under the interior rim, there is one white wavy slip line fragment visible.	-1870	
76.1			6		13	1	Fill 1	1	14	H	Architectural	Glass	Common Glass	Window Glass	Aqua	Fragment														
76.10			6		13	1	Fill 1	1	1	H	Arms	Metal	Copper Alloy	Gun Part		Complete												Probably rifle part. Could be a flintlock or lever action rifle. Rounded on one end w/ a hole. Other end has a lip.		
76.11			6		13	1	Fill 1	1	2	O	Indeterminate	Fauna	Bone	Bone		Fragment										Indeterminate				
76.12			6		13	1	Fill 1	1	1	H	Personal	Fauna	Bone	Button		Fragment	Indeterminate											Bone button fragment. Probably a 4-hole button.		
76.13			6		13	1	Fill 1	1	1	H	Personal	Fauna	Shell	Button	White	Complete												Small 2-hole shell button.		
76.14			6		13	1	Fill 1	1	1	H	Personal	Fauna	Shell	Button	White	Complete												Shell collar button w/ copper alloy back.		
76.15			6		13	1	Fill 1	1	3	H	Household	Glass	Common Glass	Indeterminate	Amber	Body Sherd	Indeterminate											Multiple vessels represented. Amber colored glass body sherds.		
76.16			6		13	1	Fill 1	1	3	H	Household	Glass	Non-Lead Glass	Indeterminate	Colorless	Body Sherd	Indeterminate											Three colorless glass body sherds. Multiple vessels represented.		
76.17			6		13	1	Fill 1	1	1	H	Household	Glass	Lead	Indeterminate	Colorless	Body Sherd	Indeterminate											Colorless glass body sherds. Lead glass.		
76.18			6		13	1	Fill 1	1	1	H	Household	Ceramic	Coarse Earthenware	Indeterminate		Body Sherd		Redware	Lead Glazed	Single Glazed	Brown							Multiple vessels represented. Brown glaze on interior. Exterior unglazed.		
76.19			6		13	1	Fill 1	1	2	H	Household	Ceramic	Coarse Earthenware	Hollowware		Body Sherd		Redware	Lead Glazed	Single Glazed	Brown							Two vessels represented. Brown glaze on interior. Unglazed on exterior. Incised lines on exterior.		
76.2			6		13	1	Fill 1	1	2	H	Architectural	Ceramic	Coarse Earthenware	Brick, Fragment	Orange															
76.20			6		13	1	Fill 1	1	2	H	Household	Ceramic	Coarse Earthenware	Indeterminate		Body Sherd		Redware	Lead Glazed	Single Glazed	Brown, Dark							Two vessels represented. Dark brown glaze on interior. Exterior unglazed.		
76.21			6		13	1	Fill 1	1	1	H	Household	Ceramic	Coarse Earthenware	Indeterminate		Body Sherd		Redware	Lead Glazed	Single Glazed	Brown, Light							Light brown glaze on interior. Exterior unglazed.		
76.22			6		13	1	Fill 1	1	1	H	Household	Ceramic	Coarse Earthenware	Indeterminate		Body Sherd		Redware	Lead Glazed	Single Glazed	Brown							Brown glaze on interior is flat or unfinished. Exterior is unglazed.		
76.23			6		13	1	Fill 1	1	1	H	Household	Ceramic	Coarse Earthenware	Hollowware		Handle		Redware	Lead Glazed	Double Glazed	Brown, Dark							Dark brown glazed handle. Wide. Molded w/ two raised ribs. Probably a strap handle. Maybe a pitcher or jug.		
76.24			6		13	1	Fill 1	1	1	H	Household	Ceramic	Coarse Earthenware	Indeterminate		Body Sherd		Redware	Slip Decorated	Single Glazed	Yellow	Trailed Slip						Trailed slip line on interior. Brown glaze on interior. Exterior is unglazed. Maybe a pan.		
76.25			6		13	1	Fill 1	1	1	H	Household	Ceramic	Coarse Earthenware	Pan		Body/Rim Sherd		Redware	Slip Decorated	Single Glazed	Brown & Yellow	Trailed Slip						Dark brown & yellow trailed slip on interior. Light brown glaze on interior. Exterior unglazed. Partly charred on ext. Use wear on rim.	-1870	
76.26			6		13	1	Fill 1	1	1	H	Household	Ceramic	Refined Earthenware	Indeterminate		Base Sherd		White Granite	Indeterminate				621					White granite base sherd. Probably a flatware. Black printed makers mark on exterior has a crown followed by, "TRADE MARK/ ..SEMI.PORCELAIN/..K & SONS". Which is John Maddock and Sons from Burslem, Great Britain.	1855-1930	Godden 1964:406
76.27			6		13	1	Fill 1	1	3	H	Household	Ceramic	Refined Earthenware	Indeterminate		Body Sherd		Whiteware	Indeterminate									Multiple vessels represented.	1815-2017	Azizi et al 1996
76.28			6		13	1	Fill 1	1	8	H	Household	Ceramic	Refined Earthenware	Indeterminate		Body Sherd		Pearlware	Indeterminate									Multiple vessels represented. Pearlware body sherds. One surface is spalled.	1775-1840	Azizi et al 1996
76.29			6		13	1	Fill 1	1	1	H	Household	Ceramic	Refined Earthenware	Indeterminate		Rim Sherd		Pearlware	Indeterminate									Pearlware rim sherd. Most of exterior spalled.	1775-1840	Azizi et al 1996, Denker & Denker 1985:54-68
76.30			6		13	1	Fill 1	1	2	H	Household	Ceramic	Refined Earthenware	Indeterminate		Body Sherd		Creamware	Indeterminate									Sherds could be from the same vessel.	1762-1820	Miller et al 2000:12
76.3			6		13	1	Fill 1	1	9	H	Architectural	Other	Composite	Mortar		Fragment														
76.4			6		13	1	Fill 1	1	3	H	Architectural	Metal	Iron	Nail		Complete	Cut											Rusted cut complete nails.	1830-1890	Wells 2000:324-326, Azizi et al 1996
76.5			6		13	1	Fill 1	1	4	H	Architectural	Metal	Iron	Nail		Fragment	Cut											Rusted cut nail fragment.		
76.6			6		13	1	Fill 1	1	1	H	Architectural	Metal	Iron	Nail		Fragment	Cut											Rusted cut nail fragment.	1810-1835	Wells 2000:324-326, Azizi et al 1996
76.7			6		13	1	Fill 1	1	1	H	Architectural	Metal	Iron	Nail		Complete	Wire											Small wire nail. Rusted	1875-	Wells 2000:326
76.8			6		13	1	Fill 1	1	1	H	Architectural	Metal	Iron	Nail		Complete	Wire											Rusted wire nail.		
76.9			6		13	1	Fill 1	1	1	H	Personal	Metal	Iron	Buckle		Almost Complete	Indeterminate											Rusted buckle. Thin rectangular buckle frame with chape along the thin side. Probably suspender buckle.		Denker & Denker 1985:54-58
77.100			6		14	2	Fill 2	1	3	H	Household	Ceramic	Refined Earthenware	Indeterminate		Base Sherd		Creamware	Indeterminate	Interior Spalled								Multiple vessels represented. Interior spalled. Undercut footrings.	1762-1820	Miller et al 2000:12, Azizi et al 1996
77.1			6		14	2	Fill 2	1	8	H	Architectural	Other	Composite	Mortar		Fragment														
77.10			6		14	2	Fill 2	1	1	H	Hardware	Metal	Iron	bolt		Complete	Indeterminate											Rusted bolt.		
77.1002			6		14	2	Fill 2	1	3	H	Household	Ceramic	Coarse Earthenware	Hollowware		Body Sherd		Redware	Lead Glazed	Single Glazed	Brown, Dark			Mends w/ self & 80, 81, 93	C-0002			Dark brown mat color on the interior of the vessel.		www.jefpat.org

FS	SB	Fea	TU	STP	Cxt	Strat	Hzn	AU	Count	H/P	Group	Class	Material	Object	Object Color	Part	Manufacture Technique	Ware	1st Decoration	2nd Decoration	Decoration Color	Pattern/Motif	Makers Mark	Mends	Vessel #	Common Name (Species)	Typology	Comments	Dates	Reference
77.1003			6		14	2	Fill 2	1	1	H	Household	Ceramic	Refined Earthenware	Plate		Base/Body/Rim Sherd		White Granite	Undecorated					w/ 97, 156, 86, 77, 81	C-0003			Sherds mend. White granite plate. Lightly stained. Black printed makers mark on ext. base. Has a lion laying on grass w/ "CLEMEN..". Could be Clementson Brothers 1865-1916 or John Clementson 1839-1864.	1839-1916	Godden 1964:149-150
77.1010			6		14	2	Fill 2	1	2	H	Household	Ceramic	Coarse Earthenware	Hollowware		Base/Body Sherd		Redware	Lead Glazed	Double Glazed	White & orange			Mends w/ self & 97	C-0010			The interior of the vessel is glazed with an orange color and the exterior is glazed with a white glaze.		
77.1015			6		14	2	Fill 2	1	1	H	Household	Ceramic	Refined Earthenware	Indeterminate		Base Sherd		Pearlware	Painted		Earth Tone Colors	Floral		w/ 101	C-0015			Painted floral earth tone decoration on interior has green leaves w/ brown stems. Organically stained on interior.	1795-1830	Miller et al 2000:12
77.1016			6		14	2	Fill 2	1	2	H	Household	Ceramic	Refined Earthenware	Flatware		Rim Sherd		Pearlware	Printed		Blue	Indeterminate		Mends w/ 77	C-0016			Interior has blue printed decoration. Could be a Chinese style pattern. On the rim there is a repeating small triangle pattern w/ two thin bands underneath and then a fish scale background w/ geometric circles and scrolls.	1803-1830	www.jefpat.org
77.1017			6		14	2	Fill 2	1	1	H	Household	Ceramic	Refined Earthenware	Indeterminate		Rim Sherd		White Granite	Indeterminate					Mends w/ 97.1017	C-0017			Undecorated white granite rim.	1840-1930	www.jefpat.org
77.1018			6		14	2	Fill 2	1	1	H	Household	Ceramic	Refined Earthenware	Indeterminate		Body Sherd		Whiteware	Indeterminate					Mends w/ 97	C-0018			Undecorated whiteware sherds that might be part of the start of a rim or base.	1815-2017	Azizi et al 1996
77.1020			6		14	2	Fill 2	1	1	H	Household	Ceramic	Refined Earthenware	Hollowware		Handle		Pearlware	Painted		Earth Tone Colors	Floral		w/ 78	C-0020			Pearlware handle fragment with green painted leaves down the length separated by green dots.	1795-1830	Miller et al 2000:12
77.102			6		14	2	Fill 2	1	1	H	Household	Ceramic	Refined Earthenware	Indeterminate		Body Sherd		Unidentified Refined Earthenware	Indeterminate	Exterior Spalled								Heavily burned body sherd.		
77.1024			6		14	2	Fill 2	1	1	H	Household	Ceramic	Refined Earthenware	Hollowware		Rim Sherd		Creamware	Indeterminate					w/ 81	C-0024			Curved rim sherd. Could be to a pitcher.	1762-1820	Miller et al 2000:12
77.103			6		14	2	Fill 2	1	1	H	Household	Ceramic	Refined Earthenware	Plate		Body/Rim Sherd		Unidentified Refined Earthenware	Indeterminate									Heavily burned body/rim sherd. Bath style rim.		
77.104			6		14	2	Fill 2	1	1	H	Household	Ceramic	Porcelain	Saucer		Body/Rim Sherd		Porcelain, Chinese Export	Painted, Overglaze		Red	European Neo-Classical Style						Overglaze painted red line on interior near rim. Faded.	1765-1810	Madsen & White 2011:116
77.105			6		14	2	Fill 2	1	4	H	Household	Ceramic	Porcelain	Indeterminate		Body Sherd		Bone China	Indeterminate									Multiple vessels represented. Bone china body sherds.	1794-	Miller et al 2000:9
77.106			6		14	2	Fill 2	1	1	H	Household	Ceramic	Porcelain	Indeterminate		Rim Sherd		Bone China	Indeterminate									Bone china rim sherd.	1794-	Miller et al 2000:9
77.11			6		14	2	Fill 2	1	3	H	Indeterminate	Metal	Iron	Indeterminate		Fragment	Indeterminate											Rusted flat iron fragments.		
77.12			6		14	2	Fill 2	1	1	H	Indeterminate	Metal	Iron	Indeterminate		Fragment	Indeterminate											Circular iron rusted fragment. Could be a cap.		
77.13			6		14	2	Fill 2	1	1	H	Household	Metal	Iron	Cap		Fragment	Indeterminate											Rusted soda or beer cap fragment.		Azizi et al 1996
77.14			6		14	2	Fill 2	1	1	H	Personal	Metal	Copper Alloy	Grommet		Complete	Indeterminate											Tiny copper alloy grommet. Probably for clothing.		
77.15			6		14	2	Fill 2	1	1	H	Personal	Metal	Copper Alloy	Button		Almost Complete	Indeterminate											Copper alloy button. Shank missing. Edges bent. Illegible lettering on inside of button.		
77.16			6		14	2	Fill 2	1	1	H	Personal	Metal	Copper Alloy	Button		Complete	Indeterminate											plain copper alloy button w/ wire loop shank.		
77.17			6		14	2	Fill 2	1	1	H	Arms	Metal	Copper Alloy	Gun Part		Complete												Flint lock gun part. Threaded on one end w/ a ball that has a hole in it on the other end.		Azizi et al 1996
77.18			6		14	2	Fill 2	1	1	H	Personal	Glass	Milk Glass	Bead	White	Complete	Indeterminate											Milk glass bead w/ a hole through center.		Azizi et al 1996
77.19			6		14	2	Fill 2	1	2	O	Food Related	Fauna	Shell	Shell Hinge		Complete										Oyster				
77.2			6		14	2	Fill 2	1	54	H	Architectural	Glass	Common Glass	Window Glass	Aqua	Fragment														
77.20			6		14	2	Fill 2	1	1	O	Food Related	Fauna	Shell	Shell Fragment		Fragment										Oyster				
77.21			6		14	2	Fill 2	1	31	O	Indeterminate	Fauna	Bone	Bone		Fragment										Indeterminate				Miller et al 2000:13
77.22			6		14	2	Fill 2	1	1	O	Indeterminate	Fauna	Bone	Bone		Fragment										Unidentified Mammal				
77.23			6		14	2	Fill 2	1	7	O	Indeterminate	Fauna	Bone	Bone		Fragment										Unidentified Mammal		Multiple unidentified mammal teeth.		
77.24			6		14	2	Fill 2	1	1	O	Food Related	Fauna	Bone	Calcined Bone		Fragment										Indeterminate		Calcined bone fragment.		Miller et al 2000:13
77.25			6		14	2	Fill 2	1	2	H	Household	Glass	Common Glass	Indeterminate	Amber	Body Sherd	Indeterminate											Two vessels represented.		Miller et al 2000:13
77.26			6		14	2	Fill 2	1	1	H	Household	Glass	Common Glass	Bottle	Olive, Dark	Base Sherd	Mold Blown, Indeterminate											Dark olive colored bottle base sherd.		Wells 2000:324-326
77.27			6		14	2	Fill 2	1	26	H	Household	Glass	Common Glass	Indeterminate	Aqua	Body Sherd	Indeterminate											Multiple vessels represented. Aqua colored body sherds.		Miller et al 2000:13
77.28			6		14	2	Fill 2	1	2	H	Household	Glass	Common Glass	Container Glass	Aqua	Body Sherd	Mold Blown, Indeterminate		Molded Pattern			Paneled						Sherds could be from the same container. Probably s square or rectangular shaped bottle w/ paneled side.		Wells 2000:324-326
77.29			6		14	2	Fill 2	1	2	H	Household	Glass	Common Glass	Bottle	Aqua	Base Sherd	Mold Blown, Mouth											Cylindrical shaped bottle base. Sherds mend. Aqua colored.		
77.3			6		14	2	Fill 2	1	3	H	Furniture	Glass	Common Glass	Mirror Glass	Aqua	Fragment														Miller et al 2000:13
77.30			6		14	2	Fill 2	1	1	H	Household	Glass	Common Glass	Container Glass	Aqua	Body Sherd	Mold Blown, Indeterminate		Embossed			Lettering						Curved body sherd. Probably cylindrical shaped container. Embossed lettering on exterior		Miller et al 2000:13
77.31			6		14	2	Fill 2	1	1	H	Household	Glass	Common Glass	Bottle	Aqua	Body Sherd	Mold Blown, Indeterminate		Embossed			Lettering						Square or rectangle shaped bottled w/ embossed lettering on exterior, "..TS"		Snyder 1992
77.32			6		14	2	Fill 2	1	1	H	Household	Glass	Common Glass	Container Glass	Aqua	Rim Sherd	Indeterminate											Curved flared rim. Aqua color.		www.jefpat.org
77.33			6		14	2	Fill 2	1	1	H	Household	Glass	Common Glass	Bottle	Aqua	Finish	Mold Blown, Mouth											Rounded finish to a small bottle. Probably a square or rectangular bottle.		
77.34			6		14	2	Fill 2	1	1	H	Household	Glass	Common Glass	Bottle	Aqua	Finish	Mold Blown, Mouth											Partial bottle finish w/ flared rim.		
77.35			6		14	2	Fill 2	1	4	H	Household	Glass	Non-Lead Glass	Indeterminate	Colorless	Body Sherd	Indeterminate											Multiple vessels represented.		
77.36			6		14	2	Fill 2	1	1	H	Household	Glass	Non-Lead Glass	Indeterminate	Colorless	Rim Sherd	Indeterminate											Cylindrical shaped colorless glass rim. Possibly to a tumbler.		
77.37			6		14	2	Fill 2	1	1	H	Household	Glass	Non-Lead Glass	Bottle	Colorless	Base Sherd	Mold Blown, Indeterminate											Cylindrical shaped bottle base. Colorless. Use wear on ext. base.		
77.38			6		14	2	Fill 2	1	3	H	Household	Glass	Lead	Indeterminate	Colorless	Body Sherd	Indeterminate											Multiple vessels represented. Lead glass.		Azizi et al 1996
77.39			6		14	2	Fill 2	1	1	H	Household	Glass	Lead	Indeterminate	Colorless	Fragment	Free Blown		Tooled			Indeterminate						Tooled crimped sides. Could be a decorative add on to a vessel. Maybe a small handle.		Azizi et al 1996
77.4			6		14	2	Fill 2	1	1	H	Architectural	Ceramic	Coarse Earthenware	Brick, Fragment	Orange															Miller et al 2000:12
77.40			6		14	2	Fill 2	1	1	H	Household	Ceramic	Stoneware	Hollowware	Buff	Body Sherd		Salt Glazed, Gray/Buff Bodied	Indeterminate									Underfired buff body stoneware w/ little salt glaze.		Miller et al 2000:12
77.41			6		14	2	Fill 2	1	1	H	Household	Ceramic	Stoneware	Indeterminate	Gray	Body Sherd		Salt Glazed, Gray/Buff Bodied	Indeterminate									gray stoneware. No glaze or slip on interior.		Miller et al 2000:12
77.42			6		14	2	Fill 2	1	63	H	Household	Ceramic	Coarse Earthenware	Indeterminate		Body Sherd		Redware	Lead Glazed	Single Glazed	Brown, Dark							Multiple vessels represented.		Miller et al 2000:12
77.43			6		14	2	Fill 2	1	1	H	Household	Ceramic	Coarse Earthenware	Indeterminate		Body Sherd		Redware	Lead Glazed	Single Glazed	Brown, Dark							Interior mostly spalled. Exterior charred.		Miller et al 2000:12
77.44			6		14	2	Fill 2	1	4	H	Household	Ceramic	Coarse Earthenware	Hollowware		Body Sherd		Redware	Lead Glazed	Single Glazed	Brown, Dark							Multiple vessels represented. Incised/tie-down line on exterior.		Miller et al 2000:12

FS	SB	Fea	TU	STP	Cxt	Strat	Hzn	AU	Count	H/P	Group	Class	Material	Object	Object Color	Part	Manufacture Technique	Ware	1st Decoration	2nd Decoration	Decoration Color	Pattern/Motif	Makers Mark	Mends	Vessel #	Common Name (Species)	Typology	Comments	Dates	Reference
77.45			6		14	2	Fill 2	1	7	H	Household	Ceramic	Coarse Earthenware	Indeterminate		Body Sherd		Redware	Lead Glazed	Exterior Spalled	Brown, Dark							Multiple vessels represented. Exterior spalled.		www.jefpat.org
77.46			6		14	2	Fill 2	1	5	H	Household	Ceramic	Coarse Earthenware	Indeterminate		Body Sherd		Redware	Lead Glazed	Single Glazed	Brown							Multiple vessels represented.		
77.47			6		14	2	Fill 2	1	4	H	Household	Ceramic	Coarse Earthenware	Hollowware		Body Sherd		Redware	Lead Glazed	Double Glazed	Brown							Two sherds mend. Multiple vessels represented.		Miller et al 2000:12
77.48			6		14	2	Fill 2	1	1	H	Household	Ceramic	Coarse Earthenware	Hollowware		Body Sherd		Redware	Lead Glazed	Double Glazed	Brown, Dark							Curved redware body sherd.		Miller et al 2000:12
77.49			6		14	2	Fill 2	1	1	H	Household	Ceramic	Coarse Earthenware	Hollowware		Base/Body Sherd		Redware	Lead Glazed	Single Glazed	Brown							Brown glaze on interior. Exterior unglazed. Hollowware.		Miller et al 2000:12
77.5			6		14	2	Fill 2	1	20	H	Architectural	Metal	Iron	Nail		Fragment	Cut											Multiple rusted cut nail fragments.	1830-1890	Wells 2000:324-326, Miller et al 2000:12
77.50			6		14	2	Fill 2	1	1	H	Household	Ceramic	Coarse Earthenware	Hollowware		Body Sherd		Redware	Lead Glazed	Double Glazed	Brown							Hollowware. Possibly slightly burned.		
77.51			6		14	2	Fill 2	1	7	H	Household	Ceramic	Coarse Earthenware	Indeterminate		Body Sherd		Redware	Indeterminate	Interior Spalled								Multiple vessels represented. Interior spalled.		
77.52			6		14	2	Fill 2	1	3	H	Household	Ceramic	Coarse Earthenware	Indeterminate		Rim Sherd		Redware	Indeterminate	Interior Spalled								Two vessels represented. Interior spalled.		Azizi et al 1996
77.53			6		14	2	Fill 2	1	1	H	Household	Ceramic	Coarse Earthenware	Indeterminate		Rim Sherd		Redware	Lead Glazed	Exterior Spalled	Brown, Dark							Dark brow glaze on interior. Exterior spalled.		Madsen & White 2011:116
77.54			6		14	2	Fill 2	1	1	H	Household	Ceramic	Coarse Earthenware	Indeterminate		Rim Sherd		Redware	Lead Glazed	Single Glazed	Brown, Dark							Dark brown glaze on interior. Exterior unglazed. Probably a hollowware.		
77.55			6		14	2	Fill 2	1	1	H	Household	Ceramic	Coarse Earthenware	Hollowware		Body/Rim Sherd		Redware	Lead Glazed	Single Glazed	Brown, Dark							German style rim. Could be a pan or bowl. Dark brown glaze on interior. Exterior unglazed.		
77.56			6		14	2	Fill 2	1	2	H	Household	Ceramic	Coarse Earthenware	Hollowware		Rim Sherd		Redware	Lead Glazed	Single Glazed	Brown, Dark							Sherds mend. Brown glaze on interior. Exterior unglazed.		www.jefpat.org
77.57			6		14	2	Fill 2	1	1	H	Household	Ceramic	Coarse Earthenware	Indeterminate		Body Sherd		Redware	Slip Decorated	Lead Glazed	Yellow	Trailed Slip						Yellow trailed slip line on interior. Exterior unglazed.		
77.58			6		14	2	Fill 2	1	3	H	Household	Ceramic	Coarse Earthenware	Indeterminate		Rim Sherd		Redware	Slip Decorated	Exterior Spalled	Yellow	Trailed Slip						Sherds mend. Ext. spalled. Coggled rim. Yellow trailed slip on interior. Use wear on interior.		
77.59			6		14	2	Fill 2	1	1	H	Household	Ceramic	Coarse Earthenware	Hollowware		Rim Sherd		Redware	Slip Decorated	Copper Highlights	Yellow	Trailed Slip						German style rim. Yellow trailed slip on interior is mostly spalled w/ small amount of copper highlights on interior. Use wear on exterior.		
77.6			6		14	2	Fill 2	1	17	H	Architectural	Metal	Iron	Nail		Complete	Cut											Multiple rusted cut nails.	1830-1890	Wells 2000:324-326
77.60			6		14	2	Fill 2	1	1	H	Household	Ceramic	Coarse Earthenware	Pan		Body/Rim Sherd		Redware	Slip Decorated	Copper Highlights	Yellow	Trailed Slip						Pan with slight guttered rim. Has yellow trailed slip on interior w/ copper highlights. Stained and spalled on interior.	-1870	Wells 2000:324-326
77.61			6		14	2	Fill 2	1	5	H	Household	Ceramic	Coarse Earthenware	Indeterminate		Body Sherd		Redware	Slip Decorated	Single Glazed	Brown & Tan	Trailed Slip						Multiple vessels represented. Trailed slip on interior has dark brown, yellow & tan/white.		Miller et al 2000:12
77.62			6		14	2	Fill 2	1	1	H	Household	Ceramic	Coarse Earthenware	Hollowware		Body/Rim Sherd		Redware	Slip Decorated	Single Glazed	Brown, Dark	Trailed Slip						Dark brown trailed slip on interior. Wavy lines atop flat lines. Incised/tie-down line on exterior. Hollowware.		Miller et al 2000:12
77.63			6		14	2	Fill 2	1	1	H	Household	Ceramic	Coarse Earthenware	Hollowware		Body/Rim Sherd		Redware	Slip Decorated	Single Glazed	Green	Trailed Slip						Green trailed slip on a very light brown background. Some of slip is spalled. German style rim. Clay inclusions/kiln damage on exterior rim. Could be a pan or bowl.		Azizi et al 1996
77.64			6		14	2	Fill 2	1	1	H	Household	Ceramic	Coarse Earthenware	Hollowware		Body/Rim Sherd		Redware	Slip Decorated	Single Glazed	See Comments	Trailed Slip						Trailed slip on interior has a yellow frayed decoration followed w/ dark brown trailed slip followed by copper highlighted slip decoration.		Wells 2000:324-326
77.65			6		14	2	Fill 2	1	2	H	Household	Ceramic	Coarse Earthenware	Indeterminate		Body/Rim Sherd		Redware	Slip Decorated	Copper Highlights	Yellow	Trailed Slip						Probably a hollowware. Coggled rim w/ a lip on exterior. Yellow wavy trailed slip on interior w/ copper highlights. Use wear on interior.		
77.66			6		14	2	Fill 2	1	2	H	Household	Ceramic	Coarse Earthenware	Hollowware		Body Sherd		Redware	Slip Decorated	Double Glazed	Green	Indeterminate						Green slip on exterior. Interior brown glaze. Two vessels represented.		
77.67			6		14	2	Fill 2	1	1	H	Household	Ceramic	Coarse Earthenware	Indeterminate		Base Sherd		Redware	Slip Decorated	Copper Highlights	Green	Indeterminate						Interior partially spalled. Light colored trailed slip w/ copper colored highlights.		
77.68			6		14	2	Fill 2	1	1	H	Household	Ceramic	Coarse Earthenware	Hollowware		Body Sherd		Redware	Lead Glazed	Double Glazed	White & Dark Brown	Over All Slip						White slip on interior. Exterior has a dark brown glaze.		Azizi et al 1996
77.7			6		14	2	Fill 2	1	1	H	Architectural	Metal	Iron	Nail		Complete	Cut											Rusted cut nail.	1810-1835	Wells 2000:324-326
77.70			6		14	2	Fill 2	1	3	H	Activities	Ceramic	Coarse Earthenware	Flower Pot		Body Sherd		Redware	Unglazed									Three vessels represented. No glaze present.		
77.71			6		14	2	Fill 2	1	13	H	Household	Ceramic	Refined Earthenware	Indeterminate		Body Sherd		Whiteware	Indeterminate									Multiple vessels represented.	1815-2017	Azizi et al 1996
77.72			6		14	2	Fill 2	1	24	H	Household	Ceramic	Refined Earthenware	Indeterminate		Body Sherd		Whiteware	Indeterminate									Multiple vessels represented. One surface spalled.	1815-2017	Azizi et al 1996
77.73			6		14	2	Fill 2	1	3	H	Household	Ceramic	Refined Earthenware	Indeterminate		Body Sherd		Whiteware	Printed		Blue	Indeterminate						Multiple vessels represented. Blue printed decoration present.	1815-1915	Azizi et al 1996
77.74			6		14	2	Fill 2	1	6	H	Household	Ceramic	Refined Earthenware	Indeterminate		Body Sherd		Whiteware	Printed		Blue	Indeterminate						One surface spalled. Blue printed decoration present.	1815-1915	Azizi et al 1996
77.76			6		14	2	Fill 2	1	2	H	Household	Ceramic	Refined Earthenware	Indeterminate		Body Sherd		Whiteware	Printed		Purple	Indeterminate						Two vessels represented. Purple printed decoration present on interior.	1829-1915	www.jefpat.org
77.77			6		14	2	Fill 2	1	2	H	Household	Ceramic	Refined Earthenware	Indeterminate		Rim Sherd		Whiteware	Painted		Blue	Indeterminate						Two vessels represented. Painted blue on rim.	1815-2017	Azizi et al 1996
77.78			6		14	2	Fill 2	1	6	H	Household	Ceramic	Refined Earthenware	Indeterminate		Body Sherd		White Granite	Undecorated									Multiple vessels represented.	1840-1930	www.jefpat.org
77.79			6		14	2	Fill 2	1	6	H	Household	Ceramic	Refined Earthenware	Indeterminate		Body Sherd		White Granite	Indeterminate	Exterior Spalled								Multiple vessels represented. One surface spalled.	1840-1930	www.jefpat.org, Azizi et al 1996
77.80			6		14	2	Fill 2	1	1	H	Household	Ceramic	Refined Earthenware	Hollowware		Body Sherd		White Granite	Molded Pattern			Indeterminate						Multiple vessels represented.	1840-1930	www.jefpat.org, Miller et al 2000:12
77.8			6		14	2	Fill 2	1	3	H	Architectural	Metal	Iron	Nail		Complete	Wire											Multiple rusted wire nails.	1885-2017	Wells 2000:326-327
77.81			6		14	2	Fill 2	1	4	H	Household	Ceramic	Refined Earthenware	Indeterminate		Rim Sherd		White Granite	Undecorated									Multiple vessels represented.	1840-1930	www.jefpat.org, Miller et al 2000:12
77.82			6		14	2	Fill 2	1	2	H	Household	Ceramic	Refined Earthenware	Hollowware		Body/Rim Sherd		White Granite	Undecorated									Sherds mend. Hollowware.	1840-1930	www.jefpat.org, Miller et al 2000:12
77.84			6		14	2	Fill 2	1	11	H	Household	Ceramic	Refined Earthenware	Hollowware		Body/Rim Sherd		White Granite	Molded Pattern			Indeterminate		Mends w/ self.				Sherds mend. Molded decoration on exterior.	1840-1930	www.jefpat.org, Miller et al 2000:12
77.86			6		14	2	Fill 2	1	2	H	Household	Ceramic	Refined Earthenware	Indeterminate		Body/Rim Sherd		Whiteware	Flow Painted	Exterior Spalled	Blue, Dark	Indeterminate						Exterior spalled. Sherds mend. Probably flatware. Dark blue painted line followed by repeating inverted v shapes.	1835-1925	Snyder 1992

FS	SB	Fea	TU	STP	Cxt	Strat	Hzn	AU	Count	H/P	Group	Class	Material	Object	Object Color	Part	Manufacture Technique	Ware	1st Decoration	2nd Decoration	Decoration Color	Pattern/Motif	Makers Mark	Mends	Vessel #	Common Name (Species)	Typology	Comments	Dates	Reference
77.87			6		14	2	Fill 2	1	1	H	Household	Ceramic	Refined Earthenware	Indeterminate		Body/Rim Sherd		Pearlware/Whiteware	Printed	Exterior Spalled	Blue, Dark	Old Blue-General						Dark blue old blue decoration on interior. Exterior spalled.	1815-1840	Azizi et al 1996
77.88			6		14	2	Fill 2	1	1	H	Household	Ceramic	Refined Earthenware	Indeterminate		Body Sherd		Pearlware	Indeterminate	Exterior Spalled									1775-1840	Azizi et al 1996, www.jefpat.org
77.89			6		14	2	Fill 2	1	1	H	Household	Ceramic	Refined Earthenware	Indeterminate		Base Sherd		Pearlware	Indeterminate										1775-1840	Azizi et al 1996
77.90			6		14	2	Fill 2	1	4	H	Household	Ceramic	Refined Earthenware	Indeterminate		Body Sherd		Pearlware	Painted		Earth Tone Colors	Indeterminate						Multiple vessels represented w/ earth tone color painted decoration present. Two sherds burned.	1795-1830	Miller et al 2000:12
77.9			6		14	2	Fill 2	1	1	H	Hardware	Metal	Iron	Screw		Complete	Indeterminate											Rusted small screw.		
77.93			6		14	2	Fill 2	1	3	H	Household	Ceramic	Refined Earthenware	Indeterminate		Rim Sherd		Pearlware	Painted		Earth Tone Colors	Indeterminate						Multiple vessels represented. Earth tone painted lines present.	1795-1830	Miller et al 2000:12
77.94			6		14	2	Fill 2	1	1	H	Household	Ceramic	Refined Earthenware	Indeterminate		Body Sherd		Pearlware	Painted	Exterior Spalled	Blue	Indeterminate						Exterior spalled. Interior has blue painted dots.	1775-1830	Miller et al 2000:12
77.95			6		14	2	Fill 2	1	1	H	Household	Ceramic	Refined Earthenware	Indeterminate		Body Sherd		Pearlware	Painted	Exterior Spalled	Green	Indeterminate						Exterior spalled. Remnants of green painted decoration. Most likely from a shell edge motif.	1795-1830	Miller et al 2000:12
77.96			6		14	2	Fill 2	1	3	H	Household	Ceramic	Refined Earthenware	Tableware, General		Rim Sherd		Pearlware	Molded Pattern	Painted	Green	Shell Edge, Even Scalloped, Curved Lines						Multiple vessels represented. Probably plates. Molded shell edge pattern, painted green.	1800-1840	www.jefpat.org
77.97			6		14	2	Fill 2	1	1	H	Household	Ceramic	Coarse Earthenware	Indeterminate		Rim Sherd		Redware	Slip Decorated		Green	Over All Slip						Overall green slip on interior & exterior.		
77.98			6		14	2	Fill 2	1	10	H	Household	Ceramic	Refined Earthenware	Indeterminate		Body Sherd		Creamware	Indeterminate									Multiple vessels represented.	1762-1820	Miller et al 2000:12
77.99			6		14	2	Fill 2	1	35	H	Household	Ceramic	Refined Earthenware	Indeterminate		Body Sherd		Creamware	Indeterminate									Multiple vessels represented. One surface spalled on each sherd.	1762-1820	Miller et al 2000:12
78.10			6		15	3	Fill 3	2	4	H	Household	Ceramic	Refined Earthenware	Indeterminate		Body Sherd		Pearlware	Painted		Earth Tone Colors	Floral						painted on the exterior surface, sherds from multiple vessels	1795-1830	Miller et al 2000:12
78.1			6		15	3	Fill 3	2	3	H	Household	Ceramic	Porcelain	Indeterminate		Body Sherd		Porcelain, Hard Paste	Indeterminate											
78.1020			6		15	3	Fill 3	2	4	H	Household	Ceramic	Refined Earthenware	Hollowware		Handle		Pearlware	Painted		Earth Tone Colors	Floral		w/ self & 77	C-0020			Pearlware handle fragment with green painted leaves down the length separated by green dots.	1795-1830	Miller et al 2000:12
78.1028			6		15	3	Fill 3	2	1	H	Household	Ceramic	Coarse Earthenware	Hollowware		Body Sherd		Redware	Lead Glazed	Single Glazed	Brown, Light			w/ 348	C-0028			Large hollowware vessel with light brown glaze on interior.		
78.1040			6		15	3	Fill 3	2	1	H	Household	Ceramic	Refined Earthenware	Teaware, General		Lid		Pearlware	Painted		Earth Tone Colors	Floral		w/ 98	C-0040			Domed teapot/sugar bowl lid fragments. Thin brown band along the edge with brown, yellow, green, and blue floral designs.	1795-1830	Miller et al 2000:12
78.1044			6		15	3	Fill 3	2	1	H	Household	Ceramic	Coarse Earthenware	Dish		Body/Rim Sherd		Redware	Slip Decorated	Single Glazed	White & Green	Trailed Slip		w/ 98, 348, 103	C-0044			Coggled rim with German-style step rim present (1 step). Straight green line on top of rim with white wavy slip line under it. Under white slip line there are at least 6 straight, green slip lines. Not all sherds mend.	-1870	
78.11			6		15	3	Fill 3	2	3	H	Household	Ceramic	Refined Earthenware	Hollowware		Rim Sherd		Pearlware	Painted		Earth Tone Colors	Floral						painted lines around the rim edge on both surfaces and floral design on the exterior, sherds from multiple vessels	1795-1830	Miller et al 2000:12
78.13			6		15	3	Fill 3	2	29	H	Household	Ceramic	Refined Earthenware	Indeterminate		Body Sherd		Creamware	Indeterminate									sherds from multiple vessels	1762-1820	Miller et al 2000:12
78.14			6		15	3	Fill 3	2	3	H	Household	Ceramic	Refined Earthenware	Plate		Rim Sherd		Creamware	Undecorated									scalloped rim sherds, appears to be the same vessel	1762-1820	Miller et al 2000:12
78.15			6		15	3	Fill 3	2	4	H	Household	Ceramic	Refined Earthenware	Plate		Body Sherd		Creamware	Undecorated										1762-1820	Miller et al 2000:12
78.16			6		15	3	Fill 3	2	1	H	Household	Ceramic	Refined Earthenware	Hollowware		Handle		Creamware	Indeterminate										1762-1820	Miller et al 2000:12, Denker & Denker 1985:54-68
78.17			6		15	3	Fill 3	2	8	H	Household	Ceramic	Refined Earthenware	Indeterminate		Rim Sherd		Creamware	Indeterminate									sherds from multiple vessels	1762-1820	Miller et al 2000:12
78.18			6		15	3	Fill 3	2	1	H	Household	Ceramic	Refined Earthenware	Hollowware		Body/Rim Sherd		Creamware	Undecorated									small bowl or large cup	1762-1820	Miller et al 2000:12, Denker & Denker 1985:54-68
78.19			6		15	3	Fill 3	2	1	H	Household	Ceramic	Refined Earthenware	Hollowware		Body/Rim Sherd		Creamware	Undecorated									scalloped rim and multi-faceted body	1762-1820	Miller et al 2000:12
78.2			6		15	3	Fill 3	2	6	H	Household	Ceramic	Refined Earthenware	Indeterminate		Body Sherd		Unidentified Refined Earthenware	Indeterminate									burned sherds		Denker & Denker 1985:54-68
78.20			6		15	3	Fill 3	2	29	H	Household	Ceramic	Refined Earthenware	Hollowware		Body Sherd		Pearlware	Indeterminate									sherds from multiple vessels	1775-1840	Azizi et al 1996
78.21			6		15	3	Fill 3	2	1	H	Household	Ceramic	Refined Earthenware	Indeterminate		Rim Sherd		Whiteware	Indeterminate										1815-2017	Azizi et al 1996
78.22			6		15	3	Fill 3	2	1	H	Household	Ceramic	Refined Earthenware	Indeterminate		Body Sherd		Whiteware	Indeterminate										1815-2017	Azizi et al 1996
78.23			6		15	3	Fill 3	2	10	H	Architectural	Ceramic	Coarse Earthenware	Brick, Fragment	Orange														
78.24			6		15	3	Fill 3	2	6	H	Household	Ceramic	Coarse Earthenware	Indeterminate		Body Sherd		Redware	Interior Spalled	Exterior Spalled										
78.25			6		15	3	Fill 3	2	126	H	Household	Ceramic	Coarse Earthenware	Indeterminate		Body Sherd		Redware	Lead Glazed	Single Glazed	Brown							sherds from multiple vessels		
78.26			6		15	3	Fill 3	2	1	H	Household	Ceramic	Coarse Earthenware	Hollowware		Body Sherd		Redware	Lead Glazed	Double Glazed	Black									
78.27			6		15	3	Fill 3	2	2	H	Household	Ceramic	Coarse Earthenware	Hollowware		Body Sherd		Redware	Lead Glazed	Double Glazed	Brown							sherds from multiple vessels		
78.28			6		15	3	Fill 3	2	2	H	Household	Ceramic	Coarse Earthenware	Hollowware		Rim Sherd		Redware	Lead Glazed	Double Glazed	Brown							sherds from multiple vessels		
78.29			6		15	3	Fill 3	2	1	H	Household	Ceramic	Coarse Earthenware	Dish		Rim Sherd		Redware	Indeterminate	Coggled Rim								sherd is burned		
78.3			6		15	3	Fill 3	2	1	H	Household	Ceramic	Refined Earthenware	Plate		Rim Sherd		Pearlware/Whiteware	Molded Pattern	Painted		Shell Edge, Even Scalloped, Curved Lines							1800-1840	www.jefpat.org
78.30			6		15	3	Fill 3	2	2	H	Household	Ceramic	Coarse Earthenware	Hollowware		Base Sherd		Redware	Lead Glazed	Single Glazed	Brown							flat bottom vessels		
78.3006			6		15	3	Fill 3	2	1	H	Household	Glass	Non-Lead Glass	Container Glass	Colorless	Base Sherd	Indeterminate							w/98	G-0006			Cylindrical colorless glass base with a glass tipped pontil.	-1865	
78.31			6		15	3	Fill 3	2	13	H	Household	Ceramic	Coarse Earthenware	Pan/Dish		Body Sherd		Redware	Slip Decorated	Single Glazed	Yellow	Trailed Slip						sherds from multiple vessels	-1870	
78.32			6		15	3	Fill 3	2	1	H	Household	Ceramic	Coarse Earthenware	Hollowware		Base Sherd		Redware	Indeterminate									flat bottom vessel, no glaze present		Azizi et al 1996
78.33			6		15	3	Fill 3	2	1	H	Household	Ceramic	Coarse Earthenware	Jar		Rim Sherd		Redware	Lead Glazed	Single Glazed	Brown							rim edge is unglazed		Azizi et al 1996
78.34			6		15	3	Fill 3	2	1	H	Household	Ceramic	Refined Earthenware	Plate		Body Sherd		Unidentified Refined Earthenware	Indeterminate									burned sherd		Miller et al 2000:12
78.35			6		15	3	Fill 3	2	17	H	Architectural	Glass	Common Glass	Window Glass	Aqua	Fragment												both surfaces are patinated		Miller et al 2000:12
78.36			6		15	3	Fill 3	2	3	H	Household	Glass	Common Glass	Container Glass	Aqua	Body Sherd	Mold Blown, Indeterminate											both surfaces are patinated		Miller et al 2000:12
78.37			6		15	3	Fill 3	2	1	H	Household	Glass	Common Glass	Container Glass	Green	Body Sherd	Mold Blown, Indeterminate													Miller et al 2000:12
78.38			6		15	3	Fill 3	2	2	H	Household	Glass	Non-Lead Glass	Container Glass	Colorless	Body Sherd	Mold Blown, Indeterminate											sherds from multiple vessels		

FS	SB	Fea	TU	STP	Cxt	Strat	Hzn	AU	Count	H/P	Group	Class	Material	Object	Object Color	Part	Manufacture Technique	Ware	1st Decoration	2nd Decoration	Decoration Color	Pattern/Motif	Makers Mark	Mends	Vessel #	Common Name (Species)	Typology	Comments	Dates	Reference
78.39			6		15	3	Fill 3	2	1	H	Household	Glass	Lead	Container Glass	Colorless	Body Sherd	Mold Blown, Indeterminate													
78.4			6		15	3	Fill 3	2	2	H	Household	Ceramic	Refined Earthenware	Indeterminate		Body Sherd		Pearlware	Painted		Blue	Indeterminate						painted on one surface	1775-1830	Miller et al 2000:12
78.40			6		15	3	Fill 3	2	3	H	Household	Ceramic	Coarse Earthenware	Hollowware		Body Sherd		Redware	Slip Decorated	Double Glazed	Turquoise Green	Over All Slip						Small sherds with both surfaces covered in light slip and a turquoise green glaze.		
78.41			6		15	3	Fill 3	2	3	H	Household	Ceramic	Coarse Earthenware	Hollowware		Body Sherd		Redware	Slip Decorated	Single Glazed	Yellow	Over All Slip						Sherds have only slight curvature. Interior of two are covered in white slip & yellow glaze. The other has a broad slip line with a green blotch.		
78.42			6		15	3	Fill 3	2	2	H	Household	Ceramic	Coarse Earthenware	Hollowware		Body Sherd		Redware	Slip Decorated	Single Glazed	Brown, White	Other						White slip line with diffuse edges; dark brown wavy line. Likely part of vessel C-0052.		
78.43			6		15	3	Fill 3	2	2	H	Household	Ceramic	Coarse Earthenware	Indeterminate		Body Sherd		Redware	Slip Decorated	Single Glazed	Turquoise Green	Trailed Slip						Wavy line slip decoration colored turquoise green. Small sherds.		Wells 2000:324-326
78.44			6		15	3	Fill 3	2	2	H	Household	Ceramic	Coarse Earthenware	Pan/Bowl		Base/Body Sherd		Redware	Slip Decorated	Single Glazed	Brown, Green, Yellow	Other						Sherds mend, flat base, probably not tooled. Wide light slip bands, wavy dark brown line, light green blotch. Rather thick body. Does not mend but could be part of the same vessel as FS # 91.69 & 98.119.		
78.45			6		15	3	Fill 3	2	1	H	Household	Ceramic	Coarse Earthenware	Pan/Bowl		Base/Body Sherd		Redware	Slip Decorated	Single Glazed	Brown, Green, White	Other						The unusual motif is parallel white slip vertical lines with green or brown slip or colorant over them, leaving a white outline.		
78.46			6		15	3	Fill 3	2	1	H	Household	Fauna	Bone	Utensil		Handle	Indeterminate											bone handle fragment from a utensil, drilled hole on one end		
78.47			6		15	3	Fill 3	2	5	O	Indeterminate	Fauna	Bone	Bone		Fragment										Indeterminate		calcined bone fragments		
78.48			6		15	3	Fill 3	2	6	O	Indeterminate	Fauna	Bone	Tooth		Complete										Unidentified Mammal		various teeth		
78.49			6		15	3	Fill 3	2	2	O	Indeterminate	Fauna	Bone	Tooth		Complete										Unidentified Mammal		large molars		
78.5			6		15	3	Fill 3	2	1	H	Household	Ceramic	Refined Earthenware	Indeterminate		Body Sherd		Pearlware	China Glaze, Painted		Blue	Indeterminate						painted on one surface	1775-1810	Miller et al 2000:12
78.50			6		15	3	Fill 3	2	36	O	Indeterminate	Fauna	Bone	Bone		Fragment										Unidentified Mammal		unidentified bone fragments, no butcher marks		
78.51			6		15	3	Fill 3	2	3	O	Indeterminate	Fauna	Bone	Bone		Fragment										Unidentified Mammal		long bone fragment, no butcher marks		
78.52			6		15	3	Fill 3	2	7	O	Indeterminate	Fauna	Bone	Bone		Fragment										Unidentified Mammal		rib fragments from a small/medium size mammal, no butcher marks		
78.53			6		15	3	Fill 3	2	3	O	Indeterminate	Fauna	Bone	Bone		Complete										Unidentified Mammal		Phalanges, no butcher marks		
78.54			6		15	3	Fill 3	2	6	O	Food Related	Fauna	Shell	Shell Hinge		Complete										Oyster				
78.55			6		15	3	Fill 3	2	10	O	Food Related	Fauna	Shell	Shell Fragment												Oyster				
78.56			6		15	3	Fill 3	2	1	H	Indeterminate	Metal	Iron	Indeterminate		Body Sherd	Cast											large curved fragment, part of a kettle or container		
78.57			6		15	3	Fill 3	2	1	H	Indeterminate	Metal	Iron	Indeterminate		Fragment	Cast											flat sherd with one side higher than other (like a plate rim)		
78.58			6		15	3	Fill 3	2	1	H	Tool	Metal	Iron	File		Fragment	Indeterminate											square shaped end		
78.59			6		15	3	Fill 3	2	1	H	Indeterminate	Metal	Lead	Indeterminate		Fragment												flat fragment of lead, roughly rolled into a tube shape		
78.60			6		15	3	Fill 3	2	5	H	Architectural	Metal	Iron	Nail		Fragment	Cut											rusted shaft fragments	1790-1890	Wells 2000:323-325
78.6			6		15	3	Fill 3	2	1	H	Household	Ceramic	Refined Earthenware	Indeterminate		Body Sherd		Pearlware	Painted	Interior Spalled	Blue	Asterisk							1775-1830	Miller et al 2000:12
78.61			6		15	3	Fill 3	2	19	H	Architectural	Metal	Iron	Nail		Complete	Cut											machine head, rusted	1810-1890	Wells 2000:324-326
78.62			6		15	3	Fill 3	2	2	H	Architectural	Metal	Iron	Staple		Complete	Indeterminate											large U-shaped staples		
78.63			6		15	3	Fill 3	2	1	H	Indeterminate	Metal	Copper Alloy	Indeterminate		Fragment												flat sheet metal object with 6 tines on one side		
78.8			6		15	3	Fill 3	2	8	H	Household	Ceramic	Refined Earthenware	Saucer		Rim Sherd		Pearlware	Painted		Earth Tone Colors	Indeterminate						rims with painted lines around interior rim edge, multiple vessels	1795-1830	Miller et al 2000:12
78.9			6		15	3	Fill 3	2	4	H	Household	Ceramic	Refined Earthenware	Indeterminate		Body Sherd		Pearlware	Painted		Earth Tone Colors	Floral						painted on the interior surface, sherds from multiple vessels	1795-1830	Miller et al 2000:12
79.10			6		16	4	Fill 4	2	1	H	Personal	Metal	Copper Alloy	Button		Almost Complete	Indeterminate											Copper alloy button. Blank on ext. surface. Garland decoration on int. surface w/ broken shank, possibly a loop shank.		Wells 2000:324-326
79.1			6		16	4	Fill 4	2	8	H	Architectural	Glass	Common Glass	Window Glass	Aqua	Fragment												Multiple window glass fragments. Aqua colored. Patinated.		
79.1043			6		16	4	Fill 4	2	1	H	Household	Ceramic	Refined Earthenware	Hollowware		Body/Rim Sherd		Pearlware	Painted		Earth Tone Colors	Floral		w/ 103, 348, 114, 98	C-0043			Solid brown rim around the top of the rim. Thin blue rim in the middle of the sherd. Blue, green, and brown floral painting on the sherd all on the inside. Of the sherd. Solid brown band on the outside of the sherd.	1795-1830	Miller et al 2000:12, Wells 2000:324-326
79.11			6		16	4	Fill 4	2	8	H	Household	Ceramic	Coarse Earthenware	Indeterminate		Body Sherd		Redware	Lead Glazed	Single Glazed	Brown, Dark							Multiple vessels represented. Dark brown glaze on interior. Exterior unglazed. Two sherds mend.		
79.12			6		16	4	Fill 4	2	3	H	Household	Ceramic	Coarse Earthenware	Indeterminate		Body Sherd		Redware	Lead Glazed	Single Glazed	Brown, Dark							Multiple vessels represented. Dark brown glaze on int. Ext. unglazed. Sherds burned & charred.		
79.13			6		16	4	Fill 4	2	2	H	Household	Ceramic	Coarse Earthenware	Hollowware		Body Sherd		Redware	Lead Glazed	Double Glazed	Brown, Dark							Sherds could be from the same vessel. Dark brown glaze on int. & ext.		
79.14			6		16	4	Fill 4	2	4	H	Household	Ceramic	Coarse Earthenware	Indeterminate		Body Sherd		Redware	Lead Glazed	Single Glazed	Brown							Multiple vessels represented. Brown glaze on int. Ext. unglazed.		
79.15			6		16	4	Fill 4	2	1	H	Household	Ceramic	Coarse Earthenware	Indeterminate		Body Sherd		Redware	Interior Spalled									Int. spalled. Ext. unglazed.		
79.16			6		16	4	Fill 4	2	1	H	Household	Ceramic	Coarse Earthenware	Indeterminate		Base Sherd		Redware	Lead Glazed	Single Glazed	Brown, Light							Light brown glaze on int. Ext. unglazed.		Miller et al 2000
79.17			6		16	4	Fill 4	2	1	H	Household	Ceramic	Coarse Earthenware	Hollowware		Base/Body Sherd		Redware	Lead Glazed	Single Glazed	Brown							Brown glaze on int. Ext. unglazed. Probably a jar base.		
79.18			6		16	4	Fill 4	2	2	H	Household	Ceramic	Coarse Earthenware	Hollowware		Rim Sherd		Redware	Lead Glazed	Exterior Spalled	Brown, Light							Sherds mend. Small rim sherd. Light brown blaze on interior. Exterior spalled.		Miller et al 2000:12
79.19			6		16	4	Fill 4	2	1	H	Household	Ceramic	Coarse Earthenware	Indeterminate		Body Sherd		Redware	Slip Decorated	Copper Highlights	Yellow	Trailed Slip						Interior has a brown glaze w/ yellow trailed slip lines w/ a copper colored trailed line.		Snyder 1992
79.2			6		16	4	Fill 4	2	2	H	Architectural	Metal	Iron	Nail		Complete	Cut											Two rusted cut nails. Complete.	1830-1890	Wells 2000:324-326, Snyder 1992
79.20			6		16	4	Fill 4	2	7	H	Household	Ceramic	Refined Earthenware	Indeterminate		Body Sherd		Pearlware	Indeterminate									Multiple vessels represent. Pearlware body sherds.	1775-1840	Azizi et al 1996
79.21			6		16	4	Fill 4	2	1	H	Household	Ceramic	Refined Earthenware	Indeterminate		Rim Sherd		Pearlware	Indeterminate									Pearlware rim sherd. Could be a hollowware.	1775-1840	Azizi et al 1996
79.22			6		16	4	Fill 4	2	2	H	Household	Ceramic	Refined Earthenware	Tableware, General		Rim Sherd		Pearlware	Molded Pattern			Indeterminate						Two vessels represented. Scalloped. Could be a royal or bath style rim.	1775-1840	Azizi et al 1996
79.23			6		16	4	Fill 4	2	2	H	Household	Ceramic	Refined Earthenware	Indeterminate		Body Sherd		Pearlware	Painted		Blue	Indeterminate						Sherds could be from the same vessel. Interior mostly spalled. Blue painted decoration on interior.	1775-1830	Miller et al 2000:12
79.24			6		16	4	Fill 4	2	1	H	Household	Ceramic	Refined Earthenware	Indeterminate		Body Sherd		Pearlware	Painted		Earth Tone Colors	Indeterminate						Earth tone colored painted decoration present. Two vessels represented. Staining present.	1795-1830	Miller et al 2000:12

FS	SB	Fea	TU	STP	Cxt	Strat	Hzn	AU	Count	H/P	Group	Class	Material	Object	Object Color	Part	Manufacture Technique	Ware	1st Decoration	2nd Decoration	Decoration Color	Pattern/Motif	Makers Mark	Mends	Vessel #	Common Name (Species)	Typology	Comments	Dates	Reference
79.25			6		16	4	Fill 4	2	1	H	Household	Ceramic	Refined Earthenware	Indeterminate		Rim Sherd		Pearlware	Painted		Earth Tone Colors	Lined						Brown painted line on interior.	1795-1830	Miller et al 2000:12
79.26			6		16	4	Fill 4	2	1	H	Household	Ceramic	Refined Earthenware	Indeterminate		Base Sherd		Pearlware	Painted		Earth Tone Colors	Lined						Painted brown line on ext. of footring. Pedestaled foot.	1795-1830	Miller et al 2000:12
79.27			6		16	4	Fill 4	2	1	H	Household	Ceramic	Refined Earthenware	Indeterminate		Base Sherd		Creamware	Indeterminate									Creamware base. Wedge style footring.	1762-1820	Miller et al 2000:12
79.3			6		16	4	Fill 4	2	6	H	Architectural	Metal	Iron	Nail		Fragment	Cut											Multiple cut nail fragments.	1830-1890	Wells 2000:324-326
79.4			6		16	4	Fill 4	2	1	O	Food Related	Fauna	Shell	Shell Hinge		Almost Complete										Oyster				
79.5			6		16	4	Fill 4	2	1	O	Food Related	Fauna	Shell	Shell Fragment												Oyster				
79.6			6		16	4	Fill 4	2	1	O	Food Related	Fauna	Shell	Shell Fragment												Clam				
79.7			6		16	4	Fill 4	2	17	O	Indeterminate	Fauna	Bone	Bone		Fragment										Unidentified Mammal		Unidentified mammal bones.		
79.8			6		16	4	Fill 4	2	6	O	Indeterminate	Fauna	Bone	Tooth		Complete										Unidentified Mammal		4 complete teeth w/ two partial jaw bone fragments attached. Unidentified mammal.		Miller et al 2000:13
79.9			6		16	4	Fill 4	2	1	H	Toy/Recreation	Ceramic	Refined Earthenware	Marble		Fragment		White Ball Clay										White ball clay marble.		
80.10			19		13	1		1	2	H	Household	Ceramic	Refined Earthenware	Indeterminate		Rim Sherd		Pearlware	Indeterminate										1775-1840	Azizi et al 1996
80.1			19		13	1		1	4	H	Architectural	Ceramic	Coarse Earthenware	Brick, Fragment	Orange															
80.1002			19		13	1		1	2	H	Household	Ceramic	Coarse Earthenware	Hollowware		Body Sherd		Redware	Lead Glazed	Single Glazed	Brown, Dark			Mends w/ self & 81, 77, 93	C-0002			Dark brown mat color on the interior of the vessel.		
80.11			19		13	1		1	1	H	Household	Ceramic	Refined Earthenware	Plate		Rim Sherd		Pearlware	Indeterminate									Marley sherd	1775-1840	Azizi et al 1996
80.12			19		13	1		1	5	H	Household	Ceramic	Refined Earthenware	Indeterminate		Body Sherd		Pearlware	Indeterminate									sherds from multiple vessels	1775-1840	Azizi et al 1996
80.13			19		13	1		1	1	H	Household	Ceramic	Refined Earthenware	Plate		Rim Sherd		Pearlware/Whiteware	Molded Pattern	Painted	Blue	Shell Edge, Indeterminate							1775-1870	www.jefpat.org
80.14			19		13	1		1	2	H	Household	Glass	Lead	Container Glass	Colorless	Body Sherd	Mold Blown, Indeterminate										small sherds		
80.15			19		13	1		1	3	H	Household	Glass	Non-Lead Glass	Container Glass	Colorless	Body Sherd	Mold Blown, Indeterminate										sherds from multiple vessels		
80.16			19		13	1		1	11	H	Architectural	Glass	Common Glass	Window Glass	Aqua	Fragment													
80.17			19		13	1		1	6	H	Household	Glass	Common Glass	Container Glass	Amber	Body Sherd	Mold Blown, Indeterminate										patinated, appears to be the same vessel		
80.18			19		13	1		1	2	H	Household	Glass	Common Glass	Container Glass	Aqua	Body Sherd	Mold Blown, Indeterminate												
80.19			19		13	1		1	1	H	Household	Glass	Common Glass	Bottle, Panel	Aqua	Base Sherd	Mold Blown, Indeterminate										corner sherd of a base		
80.2			19		13	1		1	2	H	Household	Ceramic	Coarse Earthenware	Indeterminate		Body Sherd		Redware	Interior Spalled											Denker & Denker 1985:54-68
80.20			19		13	1		1	12	O	Food Related	Fauna	Bone	Bone		Fragment										Unidentified Mammal		most are sawn fragments		
80.21			19		13	1		1	1	H	Indeterminate	Lithic	Slate	Indeterminate	Gray	Fragment												flat slate fragment		Azizi et al 1996
80.22			19		13	1		1	4	H	Architectural	Other	Composite	Mortar	Gray	Fragment												mortar fragment with white plaster		www.jefpat.org
80.23			19		13	1		1	3	H	Indeterminate	Synthetic	Plastic	Indeterminate	Blue	Fragment												thin flexible plastic fragments, https://sha.org/resources/20th-century-artifacts/#plastics	1940-	www.sha.org, www.jefpat.org
80.24			19		13	1		1	1	H	Indeterminate	Synthetic	Plastic	Indeterminate	Red	Fragment												plastic tube with a iron ring through the middle, https://sha.org/resources/20th-century-artifacts/#plastics	1937-	www.sha.org
80.25			19		13	1		1	1	H	Indeterminate	Synthetic	Plastic	Washer	Black	Complete												flat black plastic ring, https://sha.org/resources/20th-century-artifacts/#plastics	1937-	www.sha.org, www.jefpat.org
80.26			19		13	1		1	1	H	Household	Synthetic	Plastic	Pull Tab	Silver	Complete												modern item, glued on foil tab from a small juice can		www.jefpat.org
80.27			19		13	1		1	34	H	Architectural	Metal	Iron	Nail		Complete	Cut											machine headed	1810-1890	Wells 2000:324-326, www.jefpat.org
80.28			19		13	1		1	4	H	Architectural	Metal	Iron	Nail		Fragment	Cut											shaft fragments	1790-1890	Wells 2000:323-325, www.jefpat.org
80.29			19		13	1		1	3	H	Architectural	Metal	Iron	Nail		Complete	Wire												1885-2017	Wells 2000:326-327, Miller et al 2000:12
80.3			19		13	1		1	1	H	Household	Ceramic	Coarse Earthenware	Indeterminate		Body Sherd		Redware	Lead Glazed	Exterior Spalled	Brown									www.jefpat.org
80.30			19		13	1		1	3	H	Indeterminate	Metal	Iron	Indeterminate		Fragment	Indeterminate											flat rusted metal fragments		www.jefpat.org
80.31			19		13	1		1	1	H	Indeterminate	Metal	Iron	Indeterminate		Fragment	Wire											rusted wire bent in half		
80.32			19		13	1		1	1	H	Indeterminate	Metal	Iron	Disc		Complete												rusted metal disc, possible button		Miller et al 2000:13
80.33			19		13	1		1	1	H	Commercial	Metal	Copper Alloy	Coin		Complete	Indeterminate											corroded US Lincoln Memorial Penny (1959-2008), weight is post 1982	1982-2008	Miller et al 2000:13
80.34			19		13	1		1	1	H	Indeterminate	Metal	Copper Alloy	Indeterminate		Fragment												curved fragment of thin copper, half inch wide		Miller et al 2000:12
80.4			19		13	1		1	2	H	Household	Ceramic	Coarse Earthenware	Indeterminate		Body Sherd		Redware	Lead Glazed	Exterior Spalled	Brown, Light									
80.5			19		13	1		1	7	H	Household	Ceramic	Coarse Earthenware	Indeterminate		Body Sherd		Redware	Lead Glazed	Single Glazed	Brown, Light							sherds from multiple vessels		
80.6			19		13	1		1	2	H	Household	Ceramic	Coarse Earthenware	Indeterminate		Body Sherd		Redware	Lead Glazed	Single Glazed	Brown							sherds from multiple vessels		
80.7			19		13	1		1	2	H	Household	Ceramic	Coarse Earthenware	Hollowware		Body Sherd		Redware	Lead Glazed	Single Glazed	Brown, Light							From two vessels.	-1870	
80.8			19		13	1		1	2	H	Household	Ceramic	Refined Earthenware	Indeterminate		Body Sherd		Unidentified Refined Earthenware	Exterior Spalled	Interior Spalled										Azizi et al 1996
80.9			19		13	1		1	5	H	Household	Ceramic	Refined Earthenware	Indeterminate		Body Sherd		Creamware	Indeterminate										1762-1820	Miller et al 2000:12, Azizi et al 1996
81.10			19		14	2		1	1	H	Household	Ceramic	Coarse Earthenware	Hollowware		Body Sherd		Redware	Reeded	Double Glazed	Brown, Light							Very lightly reeded band present on exterior of sherd.		Azizi et al 1996
81.1			19		14	2		1	88	H	Household	Ceramic	Coarse Earthenware	Hollowware		Body Sherd		Redware	Lead Glazed	Single Glazed	Brown							Interior glazed; exterior unglazed. Multiple vessels represented. Some sherds have charred exteriors and/or tie-down lines present on exterior.		
81.1002			19		14	2		1	13	H	Household	Ceramic	Coarse Earthenware	Hollowware		Body Sherd		Redware	Lead Glazed	Single Glazed	Brown, Dark			Mends w/ self & 80, 77, 93	C-0002			Dark brown matte color on the interior of the vessel.		Azizi et al 1996
81.1003			19		14	2		1	2	H	Household	Ceramic	Refined Earthenware	Plate		Base/Body/Rim Sherd		White Granite	Undecorated					w/ 97, 156, 86, 77, 81	C-0003			Sherds mend. White granite plate. Lightly stained. Black printed makers mark on ext. base. Has a lion laying on grass w/ "CLEMEN..". Could be Clementson Brothers 1865-1916 or John Clementson 1839-1864.	1839-1916	Godden 1964:149-150

FS	SB	Fea	TU	STP	Cxt	Strat	Hzn	AU	Count	H/P	Group	Class	Material	Object	Object Color	Part	Manufacture Technique	Ware	1st Decoration	2nd Decoration	Decoration Color	Pattern/Motif	Makers Mark	Mends	Vessel #	Common Name (Species)	Typology	Comments	Dates	Reference
81.1005			19		14	2		1	2	H	Household	Ceramic	Coarse Earthenware	Hollowware		Body/Rim Sherd		Redware	Lead Glazed	Single Glazed	Brown			Mends w/ self & 350	C-0005			Brown glaze on the interior of the cylindrical hollowware vessel. German style rim.		
81.101			19		14	2		1	1	H	Household	Ceramic	Refined Earthenware	Tableware, General		Rim Sherd		White Granite	Indeterminate									No decoration visible. Likely a plate or platter.	1840-1930	www.jefpat.org
81.102			19		14	2		1	1	H	Household	Ceramic	Refined Earthenware	Hollowware	Gray	Body Sherd		Salt Glazed, Gray/Buff Bodied	Indeterminate								No decoration visible.		
81.1024			19		14	2		1	1	H	Household	Ceramic	Refined Earthenware	Hollowware		Rim Sherd		Creamware	Indeterminate				w/ 77	C-0024			Curved rim sherd. Could be to a pitcher.	1762-1820	Miller et al 2000:12
81.103			19		14	2		1	1	H	Household	Ceramic	Coarse Earthenware	Indeterminate		Rim Sherd		Unidentified Coarse Earthenware	Exterior Spalled								Very burned; could be a chamber pot rim but not enough of rim remains to be sure.		
81.104			19		14	2		1	2	H	Household	Ceramic	Porcelain	Indeterminate		Body Sherd		Porcelain, Chinese Export	Indeterminate								No decoration visible.		
81.1041			19		14	2		1	2	H	Household	Ceramic	Refined Earthenware	Hollowware		Lid		Pearlware	Painted	Banded	Blue, Green, Orange, Black	floral		w/ self & 255	C-0041			Pearlware lid. Thick black painted band around the rim. Green leaf band w/ a blue wavy ribbon band. At the intersection points there are orange flowers. Probably goes with C0042.	1795-1830	Miller et al 2000:12
81.1041			19		14	2		1	5	H	Household	Ceramic	Refined Earthenware	Hollowware		Lid		Pearlware	Painted	Banded	Blue, Green, Orange, Black	floral		w/ self & 255	C-0041			Pearlware lid. Thick black painted band around the rim. Green leaf band w/ a blue wavy ribbon band. At the intersection points there are orange flowers. Probably goes with C0042.	1795-1830	Miller et al 2000:12
81.1042			19		14	2		1	1	H	Household	Ceramic	Refined Earthenware	Teaware, General		Body Sherd		Pearlware	Painted		Earth Tone Colors	Indeterminate		w/ self & 255	C-0042			Green leaf band intersects with blue wavy ribbon band. At intersection points there are orange flowers. Same pattern as the lid vessel C-0041. One of the sherds does not directly mend.	1795-1830	Miller et al 2000:12
81.105			19		14	2		1	1	H	Household	Ceramic	Porcelain	Indeterminate		Body Sherd		Bone China	Indeterminate								No decoration visible.	1794-	Miller et al 2000:9
81.106			19		14	2		1	2	H	Household	Ceramic	Porcelain	Tea Cup		Body/Rim Sherd		Bone China	Indeterminate				w/ self				No decoration visible. Could belong to the same tea cup as the sherds in entry 107. Sherds mend.	1794-	Miller et al 2000:9
81.107			19		14	2		1	2	H	Household	Ceramic	Porcelain	Tea Cup		Body/Rim Sherd		Bone China	Painted, Overglaze	London Shape	Polychrome	Floral					Sherds do not mend but very likely belong to the same tea cup. Decoration is green, black, and red in color. Sherds could belong to the same tea cup as the sherds in entry 106.	1810-1885	www.jefpat.org
81.108			19		14	2		1	36	H	Architectural	Glass	Common Glass	Window Glass	Aqua	Fragment													
81.109			19		14	2		1	2	H	Household	Glass	Common Glass	Indeterminate	Olive	Body Sherd	Indeterminate										Thin, flat, olive-colored sherds. Heavily patinated. Possibly window glass, but could also be flat container glass.		
81.11			19		14	2		1	7	H	Household	Ceramic	Coarse Earthenware	Indeterminate		Body Sherd		Redware	Lead Glazed	Exterior Spalled	Brown, Dark						Interior glazed; exterior spalled. Sherds do not mend.		
81.110			19		14	2		1	3	H	Household	Glass	Non-Lead Glass	Indeterminate	Colorless	Body Sherd	Indeterminate										Curved, colorless glass sherds.		
81.111			19		14	2		1	1	H	Household	Glass	Non-Lead Glass	Indeterminate	Colorless	Body Sherd	Indeterminate										Curved sherd. Surface of sherd appears melted.		
81.112			19		14	2		1	1	H	Household	Glass	Non-Lead Glass	Indeterminate	Colorless	Body Sherd	Indeterminate										Very thin, curved sherd. Surface of sherd appears melted.		
81.113			19		14	2		1	1	H	Lighting	Glass	Non-Lead Glass	Lamp Glass	Colorless	Rim Sherd	Indeterminate										Likely lamp chimney glass.		
81.114			19		14	2		1	1	H	Household	Glass	Lead	Tumbler	Colorless	Body/Rim Sherd	Pressed		Molded Pattern			Paneled					Three arched panels visible on sherd.		
81.115			19		14	2		1	6	H	Household	Glass	Lead	Indeterminate	Colorless	Body Sherd	Indeterminate										Curved, colorless sherds.		
81.116			19		14	2		1	1	H	Household	Glass	Lead	Indeterminate	Colorless	Rim Sherd	Indeterminate										Curved, colorless sherd. Diameter is less than 3 in.		
81.117			19		14	2		1	6	H	Lighting	Glass	Lead	Lamp Glass	Colorless	Body Sherd	Indeterminate										Curved lamp glass sherds.		
81.118			19		14	2		1	18	H	Household	Glass	Common Glass	Container Glass	Aqua	Body Sherd	Indeterminate										Curved aqua sherds; multiple vessels represented. Likely mouth blown.		
81.119			19		14	2		1	1	H	Household	Glass	Common Glass	Bottle	Aqua, Dark	Body Sherd	Indeterminate										Curved, bottle sherd. Likely mouth blown.		
81.120			19		14	2		1	3	H	Household	Glass	Common Glass	Container Glass	Aqua	Body Sherd	Indeterminate										Curved amber sherds.		www.jefpat.org
81.12			19		14	2		1	3	H	Household	Ceramic	Coarse Earthenware	Indeterminate		Body Sherd		Redware	Lead Glazed	Exterior Spalled	Brown, Light						Interior glazed; exterior spalled. Sherds do not mend.		
81.121			19		14	2		1	2	H	Household	Ceramic	Refined Earthenware	Hollowware		Body Sherd		Pearlware	Painted		Earth Tone Colors	Floral					Sherds do not mend and likely represent separate vessels.	1795-1830	Miller et al 2000:12
81.122			19		14	2		1	2	H	Household	Ceramic	Refined Earthenware	Indeterminate		Body Sherd		Whiteware	Printed		Purple	Indeterminate					Sherds do not mend but likely belong to the same vessel.	1829-1915	www.jefpat.org
81.123			19		14	2		1	0	O	Food Related	Fauna	Shell	Shell Fragment												Oyster	Count = 2		Azizi et al 1996
81.124			19		14	2		1	3	O	Food Related	Fauna	Shell	Shell Hinge												Oyster			
81.125			19		14	2		1	1	O	Food Related	Fauna	Bone	Bone		Fragment										Unidentified Mammal	Burned bone.		
81.126			19		14	2		1	1	O	Food Related	Fauna	Bone	Bone		Fragment										Unidentified Mammal	Butcher marks visible.		
81.127			19		14	2		1	2	O	Indeterminate	Fauna	Bone	Bone		Fragment								w/ self		Unidentified Mammal	Medium/large-sized mammal bone fragments; pieces mend.		
81.128			19		14	2		1	49	O	Indeterminate	Fauna	Bone	Bone		Fragment										Unidentified Mammal			
81.129			19		14	2		1	7	O	Indeterminate	Fauna	Bone	Bone		Fragment										Unidentified Bird			
81.13			19		14	2		1	15	H	Household	Ceramic	Coarse Earthenware	Indeterminate		Body Sherd		Redware	Lead Glazed	Exterior Spalled	Brown						Interior glazed; exterior spalled. Sherds do not mend.		
81.130			19		14	2		1	1	O	Indeterminate	Fauna	Bone	Bone		Complete										Unidentified Bird	Toe bone.		
81.131			19		14	2		1	1	O	Indeterminate	Fauna	Bone	Tooth		Almost Complete										Pig	Pig tusk.		
81.132			19		14	2		1	1	O	Indeterminate	Fauna	Bone	Tooth		Fragment										Pig	Pig tusk.		
81.133			19		14	2		1	5	O	Indeterminate	Fauna	Bone	Tooth		Fragment										Pig			
81.134			19		14	2		1	1	H	Architectural	Ceramic	Coarse Earthenware	Brick, Fragment	Red														
81.135			19		14	2		1	8	H	Architectural	Other	Composite	Mortar		Fragment													
81.136			19		14	2		1	1	O	Indeterminate	Fauna	Bone	Bone		Complete										Unidentified Fish			
81.137			19		14	2		1	1	H	Personal	Ceramic	Refined Earthenware	Smoking Pipe		Pipe Stem		White Ball Clay									Pipe stem fragment with no decoration visible.		
81.138			19		14	2		1	2	H	Personal	Fauna	Bone	Button		Complete	Cut /Carved										Flat button with one hole sew-through.		
81.139			19		14	2		1	1	H	Indeterminate	Metal	Copper Alloy	Indeterminate		Complete	Indeterminate										Unidentified metal ring.		
81.14			19		14	2		1	1	H	Household	Ceramic	Coarse Earthenware	Indeterminate		Rim Sherd		Redware	Lead Glazed	Exterior Spalled	Brown						Interior glazed; exterior spalled.		
81.140			19		14	2		1	1	H	Indeterminate	Metal	Lead	Indeterminate	Black	Fragment											Flat, unidentified lead object.		
81.141			19		14	2		1	1	H	Household	Glass	Common Glass	Bottle	Olive	Body Sherd	Indeterminate										Curved bottle fragment; heavily patinated.		
81.142			19		14	2		1	2	H	Indeterminate	Metal	Iron	Sheet Metal		Fragment	Indeterminate										Flat, iron fragments.		Azizi et al 1996
81.143			19		14	2		1	3	H	Indeterminate	Metal	Iron	Strap		Fragment	Indeterminate										Flat, strap fragments.		Azizi et al 1996
81.144			19		14	2		1	1	H	Indeterminate	Metal	Iron	Strap		Fragment	Indeterminate										Flat, strap fragment.		Azizi et al 1996
81.145			19		14	2		1	1	H	Indeterminate	Metal	Iron	Indeterminate		Complete	Indeterminate										Unidentified iron ring.		Azizi et al 1996
81.146			19		14	2		1	2	H	Architectural	Metal	Iron	Nail		Complete	Wire											1880-	Wells 2000:326-327, Miller et al 2000:12
81.147			19		14	2		1	2	H	Architectural	Metal	Iron	Nail		Complete	Square										Clinched nails; too rusted to identify manufacturing technique more specifically.		Miller et al 2000:1775

FS	SB	Fea	TU	STP	Cxt	Strat	Hzn	AU	Count	H/P	Group	Class	Material	Object	Object Color	Part	Manufacture Technique	Ware	1st Decoration	2nd Decoration	Decoration Color	Pattern/Motif	Makers Mark	Mends	Vessel #	Common Name (Species)	Typology	Comments	Dates	Reference
81.148			19		14	2		1	2	H	Architectural	Metal	Iron	Nail		Complete	Cut											Cannot identify what kind of cut nails they are; heads are very rusted but nails are likely hand-headed. Nails are unusually curved/bent.		Miller et al 2000:12
81.149			19		14	2		1	2	H	Architectural	Metal	Iron	Nail		Almost Complete	Cut											Cannot identify what kind of cut nails they are; heads are missing. Nails are unusually curved/bent.		Miller et al 2000:12
81.15			19		14	2		1	20	H	Household	Ceramic	Coarse Earthenware	Indeterminate		Body Sherd		Redware	Interior Spalled, Exterior Unglazed									Multiple vessels represented.		Miller et al 2000:12
81.150			19		14	2		1	4	H	Architectural	Metal	Iron	Nail		Complete	Square											Too rusted to identify nails more specifically.		www.jefpat.org
81.151			19		14	2		1	9	H	Architectural	Metal	Iron	Nail		Fragment	Cut											Cannot determine what kind of cut nails they are.		www.jefpat.org
81.152			19		14	2		1	7	H	Architectural	Metal	Iron	Nail		Complete	Cut											Machine-cut & headed nails. Cannot determine if they are early or late cut nails.	1810-	Wells 2000:324-326, Miller et al 2000:12
81.153			19		14	2		1	2	H	Architectural	Metal	Iron	Nail		Complete	Cut											Machine-cut, L-head nails; cannot determine if they are hand-headed or machine-headed.		Miller et al 2000:12
81.154			19		14	2		1	8	H	Architectural	Metal	Iron	Nail		Complete	Cut											Cannot determine what kind of cut nails they are.		Miller et al 2000:12
81.155			19		14	2		1	2	H	Architectural	Metal	Iron	Nail		Almost Complete	Hand Wrought											Flat-point nails missing heads.	-1890	Miller et al 2000:12
81.156			19		14	2		1	2	H	Architectural	Metal	Iron	Nail		Complete	Hand Wrought											Flat-point nail; head to rusted to identify.	-1890	Madsen & White 2011:116
81.157			19		14	2		1	1	H	Architectural	Metal	Iron	Nail		Complete	Hand Wrought											Flat-point nail; head to rusted to identify. Nail is unusually curved.		
81.158			19		14	2		1	4	H	Architectural	Metal	Iron	Nail		Complete	Cut											Possibly machine-cut, hand-headed lath nails, but nails are too rusted to be certain.		
81.159			19		14	2		1	2	H	Indeterminate	Metal	Iron	Indeterminate		Fragment	Indeterminate											Linear, flat objects. Possibly nails but could be some other kind of hardware.		
81.16			19		14	2		1	4	H	Household	Ceramic	Coarse Earthenware	Hollowware		Body Sherd		Redware	Unglazed									Possibly flower pot sherds.		
81.160			19		14	2		1	6	H	Architectural	Metal	Iron	Nail		Complete	Cut											Cannot determine what kind of cut nails they are, but they are likely hand-headed.		
81.17			19		14	2		1	1	H	Activities	Ceramic	Coarse Earthenware	Flower Pot		Rim Sherd		Redware	Unglazed											
81.18			19		14	2		1	1	H	Household	Ceramic	Coarse Earthenware	Hollowware		Body/Rim Sherd		Redware	Lead Glazed	Single Glazed	Brown, Dark							Interior glazed; exterior unglazed. Glaze is very deteriorated, possibly burned/charred. Sherds do not mend but likely belong to the same vessel. Not enough of rim remains to measure diameter.		Azizi et al 1996
81.19			19		14	2		1	1	H	Household	Ceramic	Coarse Earthenware	Hollowware		Body/Rim Sherd		Redware	Lead Glazed	Single Glazed	Brown							German-style rim; interior glazed, exterior unglazed.		
81.2			19		14	2		1	66	H	Household	Ceramic	Coarse Earthenware	Hollowware		Body Sherd		Redware	Lead Glazed	Single Glazed	Brown, Dark							Interior glazed; exterior unglazed. Multiple vessels represented. Some sherds have tie-down lines present on their exterior.		Wells 2000:324-326
81.20			19		14	2		1	1	H	Household	Ceramic	Coarse Earthenware	Hollowware		Body/Rim Sherd		Redware	Lead Glazed	Single Glazed	Brown							German-style rim; interior glazed, exterior unglazed.		
81.21			19		14	2		1	1	H	Household	Ceramic	Coarse Earthenware	Hollowware		Body/Rim Sherd		Redware	Lead Glazed	Single Glazed	Brown							German-style rim; interior glazed, exterior unglazed. Not enough of rim remains to measure diameter.		
81.22			19		14	2		1	1	H	Household	Ceramic	Coarse Earthenware	Hollowware		Body/Rim Sherd		Redware	Lead Glazed	Single Glazed	Brown, Dark							German-style rim; interior glazed, exterior unglazed.		Miller et al 2000:13
81.23			19		14	2		1	1	H	Household	Ceramic	Coarse Earthenware	Hollowware		Body/Rim Sherd		Redware	Lead Glazed	Single Glazed	Brown, Dark							German-style rim; interior glazed, exterior unglazed.		
81.24			19		14	2		1	2	H	Household	Ceramic	Coarse Earthenware	Hollowware		Body/Rim Sherd		Redware	Lead Glazed	Single Glazed	Brown, Dark							German-style rim; interior glazed, exterior unglazed. Not enough of rim remains to measure diameter. Separate vessels represented.		
81.25			19		14	2		1	4	H	Household	Ceramic	Coarse Earthenware	Hollowware		Body/Rim Sherd		Redware	Lead Glazed	Single Glazed	Brown			w/ self				Three sherds mend but all four likely belong to the same vessel. Some lead glaze brushed under exterior rims.		
81.26			19		14	2		1	2	H	Household	Ceramic	Coarse Earthenware	Hollowware		Rim Sherd		Redware	Lead Glazed	Single Glazed	Brown			w/ self				Interior glazed; exterior unglazed. Sherds mend.		
81.27			19		14	2		1	1	H	Household	Ceramic	Coarse Earthenware	Hollowware		Rim Sherd		Redware	Lead Glazed	Single Glazed	Brown							Interior glazed; exterior unglazed. Not enough of rim remains to measure diameter.		
81.28			19		14	2		1	1	H	Household	Ceramic	Coarse Earthenware	Pan/Dish		Rim Sherd		Redware	Slip Decorated	Single Glazed	Yellow, Light	Trailed Slip						Three straight slip lines are visible under the interior rim. Unusual because the small rim is everted but has coggles/notches on its interior edge.	-1870	
81.29			19		14	2		1	1	H	Household	Ceramic	Coarse Earthenware	Pan/Dish		Body/Rim Sherd		Redware	Slip Decorated	Single Glazed	White	Indeterminate						Most of interior glaze is spalled off, a small amount of white slip is present on the coggled rim. Coggles/notches on the int. of the small round rim.	-1870	Azizi et al 1996
81.30			19		14	2		1	2	H	Household	Ceramic	Coarse Earthenware	Pan/Dish		Body/Rim Sherd		Redware	Slip Decorated	Single Glazed	Yellow, Green, & Dark Brown	Trailed Slip						German-style wedge rim w/coggles/notches on rim ext. 4 straight yellow slip lines on body w/ curved dark brown & green slip lines above them. 1 straight yellow slip line visible atop the rim. Sherds don't mend but likely belong to the same vessel.	-1870	Wells 2000:324-326
81.3			19		14	2		1	23	H	Household	Ceramic	Coarse Earthenware	Hollowware		Body Sherd		Redware	Lead Glazed	Single Glazed	Brown, Light							Interior glazed; exterior unglazed. Multiple vessels represented. Some sherds have charred exteriors.		
81.31			19		14	2		1	1	H	Household	Ceramic	Coarse Earthenware	Bowl		Rim Sherd		Redware	Slip Decorated	Single Glazed	Yellow & Dark Brown	Trailed Slip						German-style collar rim w/ ridges. Two, fragmentary yellow, wavy slip lines visible with small amount of dark brown glaze/slip on them.		
81.32			19		14	2		1	1	H	Household	Ceramic	Coarse Earthenware	Pan/Dish		Rim Sherd		Redware	Slip Decorated	Single Glazed	Yellow & Green	Trailed Slip						German-style small rim w/ coggles/notches on rim ext. One straight yellow slip line visible perpendicular to the coggled rim. Small amount of green slip is visible on the edge of sherd.	-1870	
81.33			19		14	2		1	9	H	Household	Ceramic	Refined Earthenware	Indeterminate		Base/Body Sherd		Red Bodied	Lead Glazed	Single Glazed	Brown, Dark			w/ self				Interior glazed; exterior unglazed. Four sherds mend, but all ten likely belong to the same vessel.		www.jefpat.org
81.34			19		14	2		1	1	H	Household	Ceramic	Coarse Earthenware	Indeterminate		Body Sherd		Redware	Interior Spalled, Exterior Unglazed									Linear ridge on exterior of sherd; possibly a base fragment or part of a German-style rim.		
81.35			19		14	2		1	2	H	Household	Ceramic	Coarse Earthenware	Indeterminate		Body Sherd		Redware	Lead Glazed	Single Glazed	Brown, Light							Interior glazed; exterior unglazed. Glaze charred and almost completely spalled off. Sherds do not mend but could belong to the same vessel.		

FS	SB	Fea	TU	STP	Cxt	Strat	Hzn	AU	Count	H/P	Group	Class	Material	Object	Object Color	Part	Manufacture Technique	Ware	1st Decoration	2nd Decoration	Decoration Color	Pattern/Motif	Makers Mark	Mends	Vessel #	Common Name (Species)	Typology	Comments	Dates	Reference
81.36			19		14	2		1	6	H	Household	Ceramic	Coarse Earthenware	Hollowware		Body Sherd		Redware	Slip Decorated	Single Glazed	Green, Yellow, Dark Brown, White, Turquoise	Trailed Slip						Multiple vessels represented; some sherds may belong to the same vessel. Trailed slip lines visible in multiple colors on all sherds; some sherds possibly have trailed & combed decoration but sherds are too small to say for certain.		Azizi et al 1996
81.37			19		14	2		1	5	H	Household	Ceramic	Coarse Earthenware	Indeterminate		Body Sherd		Redware	Slip Decorated	Single Glazed	Yellow & Green	Trailed Slip						Straight and wavy yellow and green slip lines visible. Sherds do not mend but could belong to the same vessel.		Wells 2000:324-326
81.38			19		14	2		1	1	H	Household	Ceramic	Coarse Earthenware	Hollowware		Body Sherd		Redware	Lead Glazed	Double Glazed	Brown, Light							Sherd is not curved; but rather unusually shaped. Possibly part of a teaware hollowware.		Wells 2000:324-326
81.39			19		14	2		1	2	H	Household	Ceramic	Coarse Earthenware	Hollowware		Base Sherd		Redware	Slip Decorated	Double Glazed	Dark Brown & White	Trailed Slip						One straight white slip line visible around interior base. Dark brown glaze on exterior. Unglazed tooled foot and flat base. Sherds do not mend but likely belong to the same vessel.		
81.4			19		14	2		1	2	H	Household	Ceramic	Coarse Earthenware	Hollowware		Base Sherd		Redware	Lead Glazed	Single Glazed	Brown, Light							Interior glazed; exterior unglazed. Flat base sherds, separate vessels represented. Obvious use wear visible on interior of one sherd.		
81.40			19		14	2		1	1	H	Household	Ceramic	Coarse Earthenware	Indeterminate		Base Sherd		Redware	Lead Glazed	Single Glazed	Brown, Dark							Exterior is unglazed. Interior is almost completely spalled but there is a very small amount of dark brown glaze visible.		
81.41			19		14	2		1	1	H	Household	Ceramic	Coarse Earthenware	Indeterminate		Body Sherd		Redware	Slip Decorated	Single Glazed	White	Trailed Slip						One straight, white slip line visible on interior.		
81.42			19		14	2		1	1	H	Household	Ceramic	Coarse Earthenware	Hollowware		Rim Sherd		Redware	Lead Glazed	Double Glazed	White & Green							White slip/glaze covers interior of sherd; white slip/glaze with green slip on top of it covers the exterior.		
81.43			19		14	2		1	1	H	Household	Ceramic	Coarse Earthenware	Hollowware		Body Sherd		Redware	Lead Glazed	Double Glazed	White & Green							White slip/glaze covers interior of sherd; green slip/glaze covers the exterior.		
81.44			19		14	2		1	1	H	Household	Ceramic	Coarse Earthenware	Hollowware		Body Sherd		Redware	Lead Glazed	Copper Highlights	Light Brown & Green							Light brown glaze with copper highlights on interior and exterior.		
81.45			19		14	2		1	1	H	Household	Ceramic	Coarse Earthenware	Indeterminate		Body Sherd		Redware	Lead Glazed	Interior Spalled	Brown, Dark							Possible molded decoration on exterior, could also be a small handle fragment.		
81.46			19		14	2		1	2	H	Household	Ceramic	Coarse Earthenware	Indeterminate		Body Sherd		Redware	Lead Glazed	Copper Highlights	Light Brown & Green							Interior is light brown glazed with copper highlights; exterior is unglazed.		
81.47			19		14	2		1	1	H	Household	Ceramic	Coarse Earthenware	Hollowware		Body Sherd		Redware	Lead Glazed	Copper Highlights	Yellow & Green	Trailed Slip w/ Copper Blotches						Sherd is double glazed with light brown glaze. Yellow trailed slip with copper blotches present on interior.		Denker & Denker 1985:54-58
81.48			19		14	2		1	1	H	Household	Ceramic	Coarse Earthenware	Hollowware		Body Sherd		Redware	Lead Glazed	Double Glazed	Dark Brown & Green							Interior is dark brown glazed; exterior is green glazed.		Azizi et al 1996
81.49			19		14	2		1	2	H	Household	Ceramic	Coarse Earthenware	Indeterminate		Body Sherd		Redware	Slip Decorated	Dark Patches in Glaze	Yellow & Dark Brown	Trailed Slip						Exterior unglazed; interiors have fragmentary yellow slip lines with dark brown patches on interior. Copper blotching (or possibly slip) visible on sherds. Sherds do not mend but could belong to the same vessel.		Miller et al 2000:12
81.50			19		14	2		1	1	H	Household	Ceramic	Coarse Earthenware	Indeterminate		Body Sherd		Redware	Slip Decorated	Dark Patches in Glaze	White & Dark Brown							Exterior unglazed; interior has fragmentary white slip lines with a dark brown patch visible.		Azizi et al 1996
81.5			19		14	2		1	1	H	Household	Ceramic	Coarse Earthenware	Hollowware		Base Sherd		Redware	Lead Glazed	Single Glazed	Brown, Light							Interior glazed; exterior unglazed. Tooled foot with a flat base; sides are sloped. Possibly a bowl but sherd is too small to say for certain.		
81.51			19		14	2		1	1	H	Household	Ceramic	Coarse Earthenware	Hollowware		Body Sherd		Redware	Slip Decorated	Single Glazed	White	Trailed Slip						Two straight slip lines visible on interior.		Miller et al 2000:12
81.52			19		14	2		1	1	H	Household	Ceramic	Coarse Earthenware	Indeterminate		Body Sherd		Redware	Slip Decorated	Single Glazed	White	Trailed Slip						One straight slip line visible on interior; heavily deteriorated.		
81.53			19		14	2		1	1	H	Household	Ceramic	Coarse Earthenware	Indeterminate		Body Sherd		Redware	Slip Decorated	Single Glazed	White & Light Brown	Indeterminate						Unglazed exterior; interior is mostly covered with white slip with one thin band of light brown glaze visible.		
81.54			19		14	2		1	6	H	Architectural	Ceramic	Coarse Earthenware	Brick, Fragment	Orange														
81.57			19		14	2		1	1	H	Household	Ceramic	Refined Earthenware	Hollowware		Rim Sherd		Pearlware	Painted		Brown	Indeterminate						One painted line visible around exterior rim, whole vessel likely would have featured all of the earth tone colors.	1795-1830	Miller et al 2000:12
81.58			19		14	2		1	6	H	Household	Ceramic	Refined Earthenware	Hollowware		Body Sherd		Pearlware	Painted		Earth Tone Colors	Indeterminate						Multiple vessels represented.	1795-1830	Miller et al 2000:12
81.59			19		14	2		1	2	H	Household	Ceramic	Refined Earthenware	Hollowware		Body Sherd		Pearlware	Painted	Interior Spalled	Earth Tone Colors	Indeterminate		w/ self				Sherds mend.	1795-1830	Miller et al 2000:12
81.60			19		14	2		1	3	H	Household	Ceramic	Refined Earthenware	Flatware		Rim Sherd		Pearlware	Molded Pattern	Painted	Green	Shell Edge, Indeterminate						Most of the decoration has spalled off the sherds; cannot determine what kind of shell edge decoration they have.	1775-1840	Azizi et al 1996
81.6			19		14	2		1	1	H	Household	Ceramic	Coarse Earthenware	Hollowware		Base Sherd		Redware	Lead Glazed	Single Glazed	Brown, Dark							Interior glazed; exterior unglazed. Tooled foot with a flat base.		
81.61			19		14	2		1	1	H	Household	Ceramic	Refined Earthenware	Plate		Rim Sherd		Pearlware	Molded Pattern	Painted	Green	Shell Edge, Even Scalloped, Straight Lines						Not enough of rim remains to measure diameter.	1800-1840	www.jefpat.org
81.62			19		14	2		1	4	H	Household	Ceramic	Refined Earthenware	Plate		Body/Rim Sherd		Pearlware	Molded Pattern	Painted	Green	Shell Edge, Even Scalloped, Curved Lines						Sherds do not mend but likely belong to the same vessel. Not enough of any of the sherds remain to measure rim diameter.	1800-1840	www.jefpat.org
81.63			19		14	2		1	1	H	Household	Ceramic	Refined Earthenware	Plate		Rim Sherd		Pearlware	Molded Pattern	Painted	Blue	Shell Edge, Even Scalloped, Curved Lines						Not enough of rim remains to measure diameter.	1800-1840	www.jefpat.org
81.64			19		14	2		1	1	H	Household	Ceramic	Refined Earthenware	Plate		Rim Sherd		Pearlware	Molded Pattern	Painted	Blue	Shell Edge, Even Scalloped, Straight Lines						Not enough of rim remains to measure diameter.	1800-1840	www.jefpat.org
81.65			19		14	2		1	3	H	Household	Ceramic	Refined Earthenware	Hollowware		Body Sherd		Pearlware	China Glaze, Painted		Blue	Indeterminate						Sherds mend; not enough remains to identify pattern specifically.	1775-1810	Miller et al 2000:12
81.66			19		14	2		1	1	H	Household	Ceramic	Refined Earthenware	Indeterminate		Base Sherd		Pearlware	China Glaze, Painted		Blue	Indeterminate						Flat base sherd with no footring remaining; not enough remains to identify pattern specifically.	1775-1810	Miller et al 2000:12
81.67			19		14	2		1	1	H	Household	Ceramic	Refined Earthenware	Indeterminate		Base Sherd		Pearlware	Printed		Blue	Indeterminate						Small sherd; cannot identify pattern.	1803-1830	www.jefpat.org
81.68			19		14	2		1	1	H	Household	Ceramic	Refined Earthenware	Indeterminate		Body Sherd		Pearlware	Printed	Exterior Spalled	Blue, Dark	Indeterminate						Small sherd; cannot identify pattern.	1803-1830	www.jefpat.org
81.69			19		14	2		1	1	H	Household	Ceramic	Refined Earthenware	Indeterminate		Base Sherd		Pearlware	Printed		Blue, Dark	Old Blue-General						Small sherd; cannot identify pattern.	1815-1840	Azizi et al 1996
81.70			19		14	2		1	1	H	Household	Ceramic	Refined Earthenware	Indeterminate		Base Sherd		Pearlware	Printed	Exterior Spalled	Blue, Dark	Old Blue-General						Small sherd; cannot identify pattern. Flat base sherd with no footring remaining.	1815-1840	Azizi et al 1996
81.7			19		14	2		1	1	H	Household	Ceramic	Coarse Earthenware	Hollowware		Base Sherd		Redware	Lead Glazed	Single Glazed	Brown, Dark							Interior glazed; exterior unglazed. Flat base sherd.		
81.71			19		14	2		1	1	H	Household	Ceramic	Refined Earthenware	Indeterminate		Rim Sherd		Whiteware	Flow Printed		Blue, Dark	Indeterminate						Small sherd; cannot identify pattern.	1835-1925	Snyder 1992, Sprague 2002:115

FS	SB	Fea	TU	STP	Cxt	Strat	Hzn	AU	Count	H/P	Group	Class	Material	Object	Object Color	Part	Manufacture Technique	Ware	1st Decoration	2nd Decoration	Decoration Color	Pattern/Motif	Makers Mark	Mends	Vessel #	Common Name (Species)	Typology	Comments	Dates	Reference
81.72			19		14	2		1	1	H	Household	Ceramic	Refined Earthenware	Indeterminate		Body Sherd		Whiteware	Flow Printed	Molded Pattern	Blue, Dark	Indeterminate						Small sherd; cannot identify pattern. Interior spalled; small amount of molded decoration on exterior.	1835-1925	Snyder 1992, Wells 2000:324-326
81.73			19		14	2		1	1	H	Household	Ceramic	Refined Earthenware	Indeterminate		Body Sherd		Pearlware	Printed	Exterior Spalled	Brown, Dark	Indeterminate						Small sherd; cannot identify pattern.	1809-1825	Miller et al 2000:13, Wells 2000:323-325
81.74			19		14	2		1	1	H	Household	Ceramic	Coarse Earthenware	Indeterminate		Body Sherd		Redware	Lead Glazed	Single Glazed	Yellow							Exterior unglazed; interior covered in yellow glaze/slip.		Wells 2000:324-326
81.75			19		14	2		1	1	H	Household	Ceramic	Refined Earthenware	Indeterminate		Body Sherd		Pearlware/Whiteware	Printed		Blue, Light	Indeterminate						Small sherd; cannot identify pattern.	1803-1880	Azizi et al 1996
81.76			19		14	2		1	2	H	Household	Ceramic	Refined Earthenware	Hollowware		Body Sherd		Pearlware	Dipt	London Shape	Blue	Banded		w/ self				One blue band visible; sherds mend. Interior is spalled.	1810-1860	www.jefpat.org
81.77			19		14	2		1	1	H	Household	Ceramic	Refined Earthenware	Hollowware		Body Sherd		Pearlware/Whiteware	Dipt		Blue	Indeterminate						Blue slip covers entire exterior of sherd.	1775-1920	www.jefpat.org
81.78			19		14	2		1	2	H	Household	Ceramic	Refined Earthenware	Indeterminate		Body Sherd		Pearlware	Indeterminate		Blue	Indeterminate						Both sherds have a very small amount of blue decoration visible. Cannot determine if it is painted or printed.	1775-1840	Azizi et al 1996
81.79			19		14	2		1	1	H	Household	Ceramic	Refined Earthenware	Indeterminate		Body Sherd		Whiteware	Indeterminate		Blue	Indeterminate						Sherd has a very small amount of blue decoration visible. Cannot determine if it is painted or printed. Likely printed.	1815-	Azizi et al 1996
81.80			19		14	2		1	85	H	Household	Ceramic	Refined Earthenware	Indeterminate		Body Sherd		Pearlware	Indeterminate									No decoration visible; multiple vessels represented.	1775-1840	Azizi et al 1996, Miller et al 2000:12
81.8			19		14	2		1	1	H	Household	Ceramic	Coarse Earthenware	Hollowware		Base Sherd		Redware	Interior Spalled, Exterior Unglazed											
81.81			19		14	2		1	1	H	Household	Ceramic	Refined Earthenware	Indeterminate		Base Sherd		Pearlware	Indeterminate									No decoration visible.	1775-1840	Azizi et al 1996
81.82			19		14	2		1	1	H	Household	Ceramic	Refined Earthenware	Indeterminate		Base Sherd		Pearlware	Interior Spalled									No decoration visible.	1775-1840	Azizi et al 1996
81.83			19		14	2		1	1	H	Household	Ceramic	Refined Earthenware	Indeterminate		Base Sherd		Pearlware	Painted		Blue	Indeterminate						Not enough decoration remains to identify pattern. Freestanding footring that is mostly spalled off. Cannot determine if it is wedge, round, or square.	1775-1830	Miller et al 2000:12, Miller et al 2000:13
81.84			19		14	2		1	1	H	Household	Ceramic	Refined Earthenware	Saucer		Body/Rim Sherd		Pearlware	Indeterminate					w/ self				No decoration visible; sherds mend.	1775-1840	Azizi et al 1996, Miller et al 2000:12
81.85			19		14	2		1	7	H	Household	Ceramic	Refined Earthenware	Indeterminate		Rim Sherd		Pearlware	Indeterminate									No decoration visible; multiple vessels represented.	1775-1840	Azizi et al 1996
81.86			19		14	2		1	4	H	Household	Ceramic	Refined Earthenware	Plate		Rim Sherd		Creamware	Indeterminate									No decoration visible. Sherds do not mend but could belong to the same vessel.	1762-1820	Miller et al 2000:12
81.87			19		14	2		1	2	H	Household	Ceramic	Refined Earthenware	Hollowware		Rim Sherd		Creamware	Indeterminate									No decoration visible. Separate vessels represented.	1762-1820	Miller et al 2000:12
81.88			19		14	2		1	5	H	Household	Ceramic	Refined Earthenware	Indeterminate		Rim Sherd		Creamware	Indeterminate									No decoration visible. Multiple vessels represented.	1762-1820	Miller et al 2000:12
81.89			19		14	2		1	2	H	Household	Ceramic	Refined Earthenware	Hollowware		Body Sherd		Creamware	Indeterminate					w/ self				No decoration visible; sherds mend.	1762-1820	Miller et al 2000:12
81.90			19		14	2		1	4	H	Household	Ceramic	Refined Earthenware	Indeterminate		Body Sherd		Creamware	Indeterminate									No decoration visible; sherds do not mend.	1762-1820	Miller et al 2000:12
81.9			19		14	2		1	5	H	Household	Ceramic	Coarse Earthenware	Hollowware		Body Sherd		Redware	Lead Glazed	Double Glazed	Brown, Light							Multiple vessels represented.		
81.91			19		14	2		1	1	H	Household	Ceramic	Refined Earthenware	Indeterminate		Base Sherd		Creamware	Indeterminate									No decoration visible.	1762-1820	Miller et al 2000:12
81.92			19		14	2		1	1	H	Household	Ceramic	Refined Earthenware	Indeterminate		Base Sherd		Creamware	Indeterminate									No decoration visible; footring has spalled off.	1762-1820	Miller et al 2000:12
81.93			19		14	2		1	2	H	Household	Ceramic	Refined Earthenware	Indeterminate		Body Sherd		Unidentified Refined Earthenware	Indeterminate									Sherds do not mend; slightly burned.		
81.94			19		14	2		1	1	H	Household	Ceramic	Refined Earthenware	Indeterminate		Base Sherd		Unidentified Refined Earthenware	Indeterminate									Sherd is very burned.		
81.95			19		14	2		1	1	H	Household	Ceramic	Refined Earthenware	Indeterminate		Body Sherd		Unidentified Refined Earthenware	Indeterminate									Sherd is very burned.		
81.96			19		14	2		1	1	H	Household	Ceramic	Coarse Earthenware	Indeterminate		Body Sherd		Unidentified Coarse Earthenware	Indeterminate									Sherd is very burned.		
81.97			19		14	2		1	2	H	Household	Ceramic	Refined Earthenware	Indeterminate		Body Sherd		Whiteware	Indeterminate					w/ self				No decoration visible; sherds mend.	1815-	Azizi et al 1996
81.98			19		14	2		1	6	H	Household	Ceramic	Refined Earthenware	Indeterminate		Body Sherd		Whiteware	Indeterminate									No decoration visible; multiple vessels represented.	1815-	Azizi et al 1996
82.1			19		16	3		2	1	H	Architectural	Glass	Common Glass	Window Glass	Aqua	Fragment														Wells 2000:324-326
82.2			19		16	3		2	1	H	Architectural	Metal	Iron	Nail		Fragment	Cut											Rusted cut nail fragment.	1830-1890	Wells 2000:324-326
82.3			19		16	3		2	9	O	Indeterminate	Fauna	Bone	Bone		Fragment										Unidentified Mammal		Unidentified mammal bones. Re-fit into multiple sections.		
82.4			19		16	3		2	2	H	Household	Ceramic	Coarse Earthenware	Indeterminate		Body Sherd		Redware	Lead Glazed	Single Glazed	Brown							Two vessels represented. Brown glaze on interior. Exterior unglazed.		
82.5			19		16	3		2	1	H	Household	Ceramic	Coarse Earthenware	Indeterminate		Body Sherd		Redware	Lead Glazed	Exterior Spalled	Brown							Brown glaze on interior. Exterior spalled.		
82.6			19		16	3		2	1	H	Household	Ceramic	Coarse Earthenware	Indeterminate		Body Sherd		Redware	Lead Glazed	Single Glazed	Brown, Dark							Dark brown glaze on interior. Exterior unglazed.		
82.7			19		16	3		2	2	H	Household	Ceramic	Coarse Earthenware	Hollowware		Body/Rim Sherd		Redware	Lead Glazed	Interior Spalled	Brown							Sherds mend. Hollowware. Brown glaze on exterior. Interior spalled. Deep incised line on exterior.		
82.8			19		16	3		2	2	H	Household	Ceramic	Refined Earthenware	Indeterminate		Body Sherd		Pearlware	Indeterminate	Interior Spalled								Two vessels represented. Interior spalled.	1775-1840	Azizi et al 1996
83.1			19		Clean-up				2	H	Architectural	Glass	Common Glass	Window Glass	Aqua	Fragment														
83.2			19		Clean-up				1	H	Indeterminate	Synthetic	Plastic	Indeterminate	Blue, Light	Fragment												Light blue plastic fragment w/ ridges.	1915-	Miller et al 2000:16, Wells 2000:324-326
83.3			19		Clean-up				1	O	Indeterminate	Fauna	Bone	Bone		Fragment										Unidentified Mammal				
83.4			19		Clean-up				1	H	Household	Ceramic	Coarse Earthenware	Indeterminate		Body Sherd		Redware	Lead Glazed	Single Glazed	Brown							Redware body sherd. Brown glaze on interior. Exterior unglazed.		Wells 2000:324-326
83.5			19		Clean-up				1	H	Household	Ceramic	Coarse Earthenware	Hollowware		Body Sherd		Redware	Lead Glazed	Single Glazed	Brown							Redware hollowware. Brown glaze on interior. Incised (tie down) line on exterior.		Wells 2000:324-326

FS	SB	Fea	TU	STP	Cxt	Strat	Hzn	AU	Count	H/P	Group	Class	Material	Object	Object Color	Part	Manufacture Technique	Ware	1st Decoration	2nd Decoration	Decoration Color	Pattern/Motif	Makers Mark	Mends	Vessel #	Common Name (Species)	Typology	Comments	Dates	Reference
83.6			19		Clean-up				1	H	Household	Ceramic	Coarse Earthenware	Indeterminate		Body Sherd		Redware	Slip Decorated	Single Glazed	Green & Yellow	Trailed Slip						Trailed slip decoration on interior has a yellow line followed by a green line. Exterior is unglazed and lightly charred.		
83.7			19		Clean-up				1	H	Household	Ceramic	Refined Earthenware	Indeterminate		Body Sherd		Whiteware	Indeterminate									Whiteware body sherd.	1815-2017	Azizi et al 1996
83.8			19		Clean-up				1	H	Household	Ceramic	Refined Earthenware	Indeterminate		Body Sherd		Whiteware	Indeterminate	Interior Spalled								Whiteware body sherd. Interior spalled.	1815-2017	Azizi et al 1996
83.9			19		Clean-up				1	H	Household	Ceramic	Refined Earthenware	Indeterminate		Body/Rim Sherd		Pearlware	Painted		Blue	Lined						Painted blue line on interior near rim.	1775-1830	Miller et al 2000:12
84.1			10		Clean-up				6	H	Architectural	Glass	Common Glass	Window Glass	Aqua	Fragment														
84.2			10		Clean-up				1	O	Indeterminate	Fauna	Bone	Bone		Fragment										Indeterminate				
84.3			10		Clean-up				2	H	Indeterminate	Metal	Iron	Indeterminate		Fragment												Two rusted iron fragments.		
84.4			10		Clean-up				1	H	Household	Ceramic	Coarse Earthenware	Indeterminate		Body Sherd		Redware	Lead Glazed	Single Glazed	Brown, Dark							Dark brown glaze on interior. Exterior unglazed.		
84.5			10		Clean-up				3	H	Household	Ceramic	Refined Earthenware	Indeterminate		Body Sherd		Pearlware	Indeterminate									Multiple vessels represented. Pearlware body sherds. One sherd burned.	1775-1840	Azizi et al 1996
84.6			10		Clean-up				1	H	Household	Ceramic	Refined Earthenware	Indeterminate		Base/Body Sherd		Pearlware	Indeterminate									Pearlware base/body sherd w/ tall wedge style footring. Rust stained.	1775-1840	Azizi et al 1996
84.7			10		Clean-up				1	H	Household	Ceramic	Refined Earthenware	Indeterminate		Base Sherd		Pearlware	Indeterminate	Interior Spalled								Spalled short wedge style footring.	1775-1840	Azizi et al 1996
84.8			10		Clean-up				1	H	Household	Ceramic	Refined Earthenware	Indeterminate		Body Sherd		Pearlware	Painted	Exterior Spalled	Blue	Indeterminate						Pearlware body sherd. Painted decoration on interior. Exterior spalled	1775-1830	Miller et al 2000:12
85.1			10		13	1		1	5	H	Architectural	Glass	Common Glass	Window Glass	Aqua	Fragment														
85.10			10		13	1		1	2	H	Indeterminate	Metal	Aluminum	Indeterminate		Fragment												Two thin aluminum fragments. Bent. Could be can.		
85.1012			10		13	1		1	1	H	Household	Ceramic	Refined Earthenware	Saucer		Base/Body/Rim Sherd		White Granite	Indeterminate				999	w/ 108	C-0012			White granite saucer. Rounded footring. Partial black printed makers mark on ext. base.	1840-1930	www.jefpat.org
85.11			10		13	1		1	1	H	Commercial	Metal	Copper Alloy	Coin		Complete	Indeterminate											1972 Lincoln penny.	1972-	
85.12			10		13	1		1	1	H	Indeterminate	Synthetic	Rubber	Tubing	Black	Fragment												Black rubber tubing fragment.		
85.13			10		13	1		1	1	H	Indeterminate	Synthetic	Plastic	Indeterminate	White	Complete												White plastic piece. Looks like a trigger mechanism to a toy gun.	1915-	Miller et al 2000:16
85.14			10		13	1		1	6	H	Indeterminate	Synthetic	Plastic	Indeterminate	Colorless	Fragment												Multiple clear plastic fragments.	1915-	Miller et al 2000:16
85.15			10		13	1		1	4	H	Indeterminate	Synthetic	Plastic	Indeterminate	Gray	Fragment												Two fragments refit. All to the same plastic object.	1915-	Miller et al 2000:16
85.16			10		13	1		1	3	H	Architectural	Lithic	Slate	Roofing Slate		Fragment												Fragments of roofing slate.		
85.17			10		13	1		1	1	H	Fuel	Lithic	Coal	Coal Fragment																Miller et al 2000:12
85.18			10		13	1		1	4	O	Indeterminate	Fauna	Bone	Bone		Fragment										Indeterminate				
85.19			10		13	1		1	1	H	Household	Glass	Common Glass	Indeterminate	Aqua	Body Sherd	Indeterminate											Aqua colored glass body sherd.		
85.2			10		13	1		1	1	H	Architectural	Ceramic	Coarse Earthenware	Brick, Fragment	Orange														
85.20			10		13	1		1	1	H	Household	Glass	Non-Lead Glass	Container Glass	Colorless	Body/Rim Sherd	Pressed		Molded Pattern			Geometric Pattern						Curved/flare body rim sherd. Colorless glass. Press molded decoration on exterior has curved arches & squares. Matches entry 124.49		
85.21			10		13	1		1	8	H	Household	Ceramic	Coarse Earthenware	Indeterminate		Body Sherd		Redware	Lead Glazed	Single Glazed	Brown							Multiple vessels represented. Brown glaze on interior. Exterior unglazed.		
85.22			10		13	1		1	1	H	Household	Ceramic	Coarse Earthenware	Hollowware		Body Sherd		Redware	Lead Glazed	Single Glazed	Brown							Brown glaze on interior. Incised/tie-down lines on exterior. Hollowware.		
85.23			10		13	1		1	1	H	Household	Ceramic	Coarse Earthenware	Hollowware		Base Sherd		Redware	Lead Glazed	Single Glazed	Brown							Brown glaze on interior. Exterior unglazed. Probably a jar.		www.jefpat.org
85.24			10		13	1		1	1	H	Household	Ceramic	Coarse Earthenware	Indeterminate		Body Sherd		Redware	Slip Decorated	Single Glazed	Green	Indeterminate						Green slip on one surface & mostly spalled. Other surface unglazed.		
85.25			10		13	1		1	1	H	Activities	Ceramic	Coarse Earthenware	Flower Pot		Body Sherd		Redware	Unglazed									Unglazed body sherd. Flower pot.		Azizi et al 1996
85.26			10		13	1		1	1	H	Household	Ceramic	Refined Earthenware	Indeterminate		Body/Rim Sherd		White Granite	Molded Pattern			Indeterminate						White granite body/rim sherd. Rim slightly flared. Molded decoration on exterior.	1840-1930	www.jefpat.org, Azizi et al 1996
85.28			10		13	1		1	1	H	Household	Ceramic	Refined Earthenware	Indeterminate		Body Sherd		Pearlware	Indeterminate									Pearlware body sherd.	1775-1840	Azizi et al 1996
85.29			10		13	1		1	1	H	Household	Ceramic	Refined Earthenware	Indeterminate		Body Sherd		Pearlware	Indeterminate	Exterior Spalled								Pearlware body sherd. Exterior spalled.	1775-1840	Azizi et al 1996, Miller et al 2000:12
85.3			10		13	1		1	6	H	Architectural	Metal	Iron	Nail		Fragment	Cut											Multiple rusted cut nails.	1830-1890	Wells 2000:324-326, www.jefpat.org
85.30			10		13	1		1	1	H	Household	Ceramic	Refined Earthenware	Indeterminate		Base Sherd		Pearlware	Indeterminate									Pearlware base sherd. Turn lines on exterior.	1775-1840	Azizi et al 1996, www.jefpat.org
85.31			10		13	1		1	1	H	Household	Ceramic	Refined Earthenware	Hollowware		Base/Body Sherd		Pearlware	Indeterminate									Pearlware base/body sherd. Tall footring.	1775-1840	Azizi et al 1996
85.32			10		13	1		1	2	H	Household	Ceramic	Refined Earthenware	Indeterminate		Body Sherd		Pearlware	Painted	Exterior Spalled	Blue	Indeterminate						Sherds mend. Pearlware body sherds. Painted on interior. Exterior spalled.	1775-1830	Miller et al 2000:12, :324-326
85.33			10		13	1		1	1	H	Household	Ceramic	Refined Earthenware	Indeterminate		Base Sherd		Pearlware	Painted		Blue	Indeterminate	25					Painted blue on interior. Exterior has a impressed circle or mark.	1775-1830	Miller et al 2000:12
85.34			10		13	1		1	1	H	Household	Ceramic	Porcelain	Indeterminate		Base Sherd		Porcelain, Hard Paste	Indeterminate									Hard paste porcelain base/ body sherd.		
85.4			10		13	1		1	1	H	Architectural	Metal	Iron	Nail		Complete	Cut											One rusted cut nail.	1810-1835	Wells 2000:324-326
85.5			10		13	1		1	1	H	Architectural	Metal	Iron	Nail		Complete	Wire											One rusted wire nail.	1885-2017	Wells 2000:326-327
85.6			10		13	1		1	1	H	Hardware	Metal	Iron	Bolt		Complete	Indeterminate											Rusted bolt.		
85.7			10		13	1		1	1	H	Indeterminate	Metal	Iron	Indeterminate		Fragment	Indeterminate											Rusted solid cylindrical shaped iron fragment. One end has a rounded point.		
85.8			10		13	1		1	3	H	Indeterminate	Metal	Iron	Indeterminate		Fragment	Indeterminate											Three fragments of a coiled spring.		
85.9			10		13	1		1	1	H	Indeterminate	Metal	Copper Alloy	Grommet		Fragment												Copper alloy grommet fragment. Maybe to clothing.		
86.1			10		14	2		1	14	H	Household	Ceramic	Refined Earthenware	Indeterminate		Body Sherd		Creamware	Indeterminate									No decoration visible; multiple vessels represented.	1762-1920	Miller et al 2000:12
86.10			10		14	2		1	1	H	Household	Ceramic	Refined Earthenware	Teaware, General		Body/Rim Sherd		Pearlware	Molded Pattern	Painted	Earth Tone Colors	Paneled						Likely a saucer. Similar to the sherds in FS 255.27.	1795-1830	Miller et al 2000:12
86.1003			10		14	2		1	1	H	Household	Ceramic	Refined Earthenware	Plate		Base/Body/Rim Sherd		White Granite	Undecorated					w/ 97, 156, 86, 77, 81	C-0003			Sherds mend. White granite plate. Lightly stained. Black printed makers mark on ext. base. Has a lion laying on grass w/ "CLEMEN..". Could be Clementson Brothers 1865-1916 or John Clementson 1839-1864.	1839-1916	Godden 1964:149-150
86.1007			10		14	2		1	1	H	Household	Ceramic	Coarse Earthenware	Pan		Body/Rim Sherd		Redware	Slip Decorated	Single Glazed	Yellow, white, light Brown, black	Trailed Slip		Mends w/ 109	C-0007			wavy black line around the rim with a white band underneath and above and a yellow band on the outside of those bands. Might go with C-0013.	-1870	

FS	SB	Fea	TU	STP	Cxt	Strat	Hzn	AU	Count	H/P	Group	Class	Material	Object	Object Color	Part	Manufacture Technique	Ware	1st Decoration	2nd Decoration	Decoration Color	Pattern/Motif	Makers Mark	Mends	Vessel #	Common Name (Species)	Typology	Comments	Dates	Reference
86.11			10		14	2		1	1	H	Household	Ceramic	Refined Earthenware	Hollowware		Body Sherd		Pearlware	Painted		Earth Tone Colors	Indeterminate							1795-1830	Miller et al 2000:12
86.12			10		14	2		1	2	H	Household	Ceramic	Refined Earthenware	Indeterminate		Body Sherd		Pearlware	Painted		Blue	Indeterminate						Not enough of decoration remains to identify pattern. One sherd is possibly China glazed.	1775-1830	Miller et al 2000:12
86.13			10		14	2		1	1	H	Household	Ceramic	Refined Earthenware	Indeterminate		Base Sherd		Pearlware	Printed		Blue	Indeterminate						Not enough decoration remains to identify pattern.	1803-1830	www.jefpat.org
86.14			10		14	2		1	1	H	Household	Ceramic	Refined Earthenware	Hollowware		Body Sherd		Pearlware	Printed		Blue	Indeterminate						Not enough decoration remains to identify pattern.	1803-1830	www.jefpat.org
86.15			10		14	2		1	1	H	Household	Ceramic	Refined Earthenware	Plate		Rim Sherd		Whiteware	Printed		Blue	Indeterminate						Not enough decoration remains to identify pattern. Rim is likely panel-molded but very little remains.	1815-1915	Azizi et al 1996
86.16			10		14	2		1	1	H	Household	Ceramic	Refined Earthenware	Hollowware		Body Sherd		Pearlware	Dipt		Tan, Dark Brown, & White	Indeterminate						Not enough decoration remains to identify pattern.	1775-1860	Azizi et al 1996
86.17			10		14	2		1	2	H	Household	Ceramic	Porcelain	Hollowware		Body Sherd		Bone China	Decal Overglaze		Pink	Indeterminate		w/ self				Not enough decoration remains to identify pattern. Sherds mend.	1890-	Miller et al 2000:13
86.18			10		14	2		1	1	H	Household	Ceramic	Refined Earthenware	Hollowware		Body Sherd		Rockingham	Molded Pattern			Indeterminate						Small sherd; not enough of molded decoration remains to identify pattern.	1830-1940	www.jefpat.org
86.19			10		14	2		1	2	H	Household	Ceramic	Coarse Earthenware	Indeterminate		Body Sherd		Redware	Interior Spalled; Exterior Unglazed									Sherds do not mend.		
86.20			10		14	2		1	1	H	Household	Ceramic	Coarse Earthenware	Indeterminate		Rim Sherd		Redware	Lead Glazed	Single Glazed	Brown, Light							German-style rim; unglazed exterior but exterior rim does have some light brown glaze on it. Interior is light brown glazed.		Wells 2000:324-326
86.2			10		14	2		1	2	H	Household	Ceramic	Refined Earthenware	Indeterminate		Base Sherd		Pearlware	Indeterminate									No decoration visible; sherds do not mend.	1775-1840	Azizi et al 1996, Wells 2000:324-326
86.21			10		14	2		1	1	H	Household	Ceramic	Coarse Earthenware	Hollowware		Body Sherd		Redware	Lead Glazed	Double Glazed	Brown, Light							Very small sherd.		
86.22			10		14	2		1	4	H	Household	Ceramic	Coarse Earthenware	Hollowware		Body Sherd		Redware	Lead Glazed	Single Glazed	Brown, Light							Interior glazed; exterior unglazed. Sherds do not mend.		
86.23			10		14	2		1	1	H	Household	Ceramic	Coarse Earthenware	Hollowware		Base Sherd		Redware	Lead Glazed	Single Glazed	Brown, Dark							Interior glazed; exterior unglazed.		
86.24			10		14	2		1	1	H	Household	Ceramic	Coarse Earthenware	Hollowware		Base Sherd		Redware	Lead Glazed	Single Glazed	Brown							Interior glazed; exterior unglazed.		
86.25			10		14	2		1	1	H	Household	Ceramic	Coarse Earthenware	Hollowware		Body Sherd		Redware	Lead Glazed	Double Glazed	Black									
86.26			10		14	2		1	15	H	Household	Ceramic	Coarse Earthenware	Hollowware		Body Sherd		Redware	Lead Glazed	Single Glazed	Brown, Dark							Interior glazed; exterior unglazed. Multiple vessels represented. Two sherds have tie-down lines visible on its exterior.		
86.27			10		14	2		1	10	H	Household	Ceramic	Coarse Earthenware	Hollowware		Body Sherd		Redware	Lead Glazed	Single Glazed	Brown							Interior glazed; exterior unglazed. Multiple vessels represented. Two sherds have tie-down lines visible on its exterior.		
86.28			10		14	2		1	1	H	Household	Ceramic	Coarse Earthenware	Hollowware		Body/Rim Sherd		Redware	Lead Glazed	Single Glazed	Brown							German-style rim; large hollowware.		
86.29			10		14	2		1	1	H	Household	Ceramic	Coarse Earthenware	Hollowware		Rim Sherd		Redware	Lead Glazed	Exterior Spalled	Brown							Rim likely belongs to a small/medium-sized hollowware.		Miller et al 2000:13
86.30			10		14	2		1	1	H	Household	Ceramic	Coarse Earthenware	Hollowware		Body Sherd		Redware	Lead Glazed	Molded Pattern	Brown							Double glazed sherd with one molded line on exterior.		Miller et al 2000:12
86.3			10		14	2		1	11	H	Household	Ceramic	Refined Earthenware	Indeterminate		Body Sherd		Whiteware	Indeterminate									No decoration visible; multiple vessels represented.	1815-	Azizi et al 1996
86.31			10		14	2		1	2	H	Household	Ceramic	Coarse Earthenware	Hollowware		Body Sherd		Redware	Lead Glazed	Single Glazed	Brown							Possible wash on exterior of sherds; sherds do not mend but likely belong to the same vessel. Brown glazed interior.		
86.32			10		14	2		1	2	H	Household	Ceramic	Coarse Earthenware	Indeterminate		Body Sherd		Redware	Lead Glazed	Interior Spalled	Brown, Light			w/ self				The glaze that is present on the exterior is splotchy. Sherds mend and would likely be just under the rim.		
86.33			10		14	2		1	2	H	Household	Ceramic	Coarse Earthenware	Indeterminate		Body Sherd		Redware	Lead Glazed	Single Glazed	Green, White, & Dark Brown	Trailed Slip						Sherds do not mend but likely belong to the same vessel. Fragments of green, white, and dark brown wavy slip lines are visible on the interior of the sherds. Exterior unglazed. Possibly Moravian.		Miller et al 2000:12
86.34			10		14	2		1	1	H	Household	Ceramic	Coarse Earthenware	Hollowware		Body Sherd		Redware	Lead Glazed	Double Glazed	White	Trailed Slip						Thin-bodied sherd. Small amount of one straight slip line is visible on the interior.		
86.35			10		14	2		1	1	H	Household	Ceramic	Coarse Earthenware	Indeterminate		Body Sherd		Redware	Lead Glazed	Single Glazed	White	Trailed Slip						Small amount of one wavy slip line is visible on the interior.		
86.36			10		14	2		1	1	H	Household	Ceramic	Coarse Earthenware	Indeterminate		Body Sherd		Redware	Lead Glazed	Single Glazed	White & Dark Brown	Trailed Slip						One straight, white slip line and a very small amount of dark brown slip is visible on the interior of both sherds. Sherds do not mend.		
86.37			10		14	2		1	2	H	Household	Ceramic	Coarse Earthenware	Hollowware		Body Sherd		Redware	Lead Glazed	Double Glazed	White & Light Brown							Interior is light brown glazed; exteriors of sherds are covered in white glaze/slip. Sherds do not mend but could belong to the same vessel.		
86.38			10		14	2		1	1	H	Household	Ceramic	Coarse Earthenware	Hollowware		Body Sherd		Redware	Lead Glazed	Double Glazed	Light Green & Light Brown							Interior is light brown glazed; exterior of sherd is covered in light green glaze/slip.		
86.39			10		14	2		1	1	H	Household	Ceramic	Coarse Earthenware	Hollowware		Body Sherd		Redware	Lead Glazed	Double Glazed	Dark Green & Dark Brown							Interior is light brown glazed; exterior of sherd is covered in dark green glaze/slip.		
86.4			10		14	2		1	1	H	Household	Ceramic	Refined Earthenware	Indeterminate		Rim Sherd		Whiteware	Indeterminate									No decoration visible.	1815-	Azizi et al 1996
86.40			10		14	2		1	1	H	Household	Ceramic	Coarse Earthenware	Hollowware		Body Sherd		Redware	Lead Glazed	Double Glazed	Dark Green & Brown							Interior is light brown glazed; exterior of sherd is covered in dark green glaze/slip with a small amount of brown glaze visible. Green is possibly blotched copper highlights but sherd is too small to be certain.		
86.41			10		14	2		1	1	H	Fuel	Lithic	Coal	Coal Fragment															
86.42			10		14	2		1	2	H	Architectural	Ceramic	Coarse Earthenware	Brick, Fragment	Red														
86.43			10		14	2		1	1	H	Architectural	Ceramic	Coarse Earthenware	Brick, Fragment	Red												Brick fragment has mortar adhered to one side and appears slightly burned.		Miller et al 2000:12
86.44			10		14	2		1	36	H	Architectural	Glass	Common Glass	Window Glass	Aqua	Fragment											Some sherds are patinated, some are not.		Wells 2000:324-326
86.45			10		14	2		1	2	H	Household	Glass	Common Glass	Container Glass	Aqua, Light	Body Sherd	Mouth Blown, General										Thin glass, likely belonging to a small, cylindrical bottle. Sherds do not mend but could belong to the same vessel.		
86.46			10		14	2		1	2	H	Household	Glass	Common Glass	Container Glass	Aqua, Light	Body Sherd	Mold Blown, Mouth										Thin glass, likely belonging to a small, cylindrical bottle. Sherds do not mend.		
86.47			10		14	2		1	1	H	Household	Glass	Common Glass	Bottle	Aqua, Light	Body Sherd	Mold Blown, Indeterminate		Embossed			Lettering					Rectangular/square bottle sherd with at least one sunken panel. All that remains of embossing is "DR...".		
86.48			10		14	2		1	6	H	Household	Glass	Non-Lead Glass	Indeterminate	Colorless	Body Sherd	Indeterminate										Curved colorless sherds. Multiple objects represented.		
86.49			10		14	2		1	2	H	Household	Glass	Lead	Indeterminate	Colorless	Body Sherd	Indeterminate										Curved colorless sherds. Sherds do not mend.		Wells 2000:324-326
86.5			10		14	2		1	1	H	Household	Ceramic	Refined Earthenware	Indeterminate		Rim Sherd		Pearlware	Indeterminate									No decoration visible.	1775-1840	Azizi et al 1996, Wells 2000:324-326
86.50			10		14	2		1	1	H	Household	Glass	Lead	Indeterminate	Colorless	Rim Sherd	Indeterminate										Curved colorless sherd.		

FS	SB	Fea	TU	STP	Cxt	Strat	Hzn	AU	Count	H/P	Group	Class	Material	Object	Object Color	Part	Manufacture Technique	Ware	1st Decoration	2nd Decoration	Decoration Color	Pattern/Motif	Makers Mark	Mends	Vessel #	Common Name (Species)	Typology	Comments	Dates	Reference
86.51			10		14	2		1	7	H	Lighting	Glass	Lead	Lamp Glass	Colorless	Body Sherd	Indeterminate											Curved, thin, lamp glass sherds.		
86.52			10		14	2		1	7	H	Personal	Fauna	Shell	Button		Fragment	Cut											Mother of pearl two-hole fish eye button fragments. Unsure if more than one button is represented. Begin date is based on when mother of pearl fisheye buttons began to be made.	1902-	Miller et al 2000:16
86.53			10		14	2		1	0	O	Food Related	Fauna	Shell	Shell Fragment												Oyster		Count = 1		
86.54			10		14	2		1	1	H	Toy/Recreation	Ceramic	Refined Earthenware	Marble		Complete		White Ball Clay	Unglazed											www.jefpat.org
86.55			10		14	2		1	1	H	Personal	Metal	Copper Alloy	Button		Almost Complete	Indeterminate											Flat, dish button missing its loop shank.		Miller et al 2000:12
86.57			10		14	2		1	1	H	Personal	Metal	Copper Alloy	Button		Complete	Indeterminate											Flat, disc shaped button with loop shank present. Ineligible writing on front.		
86.58			10		14	2		1	1	H	Commercial	Metal	Silver	Coin		Complete	Indeterminate											Liberty head dime. Minted in 1916, date is clearly visible on the coin.	1916-	
86.59			10		14	2		1	1	H	Toy/Recreation	Synthetic	Plastic	Toy Coin	Gray	Complete												25 cent "play coin"	1915-	Miller et al 2000:16
86.60			10		14	2		1	1	H	Toy/Recreation	Synthetic	Plastic	Toy Coin	Gray	Complete												10 cent "play coin"	1915-	Miller et al 2000:16
86.6			10		14	2		1	1	H	Sanitary	Ceramic	Refined Earthenware	Chamber Pot		Rim Sherd		Pearlware	Indeterminate									No decoration visible. Everted rim.	1775-1840	Azizi et al 1996
86.61			10		14	2		1	1	H	Indeterminate	Synthetic	Plastic	Indeterminate	Blue, Opaque	Fragment												Unidentified piece of plastic; likely very modern.	1915-	Miller et al 2000:16, Miller et al 2000:12
86.62			10		14	2		1	1	H	Indeterminate	Metal	White Metal	Indeterminate		Fragment	Indeterminate											Unidentified object that resembles an oval-shaped metal cap. Possibly lead.		
86.63			10		14	2		1	2	H	Indeterminate	Lithic	Slate	Indeterminate	Gray	Fragment												Cannot determine if slate is natural or a writing slate or roofing tile. One piece has a straight scratch in it but it looks deeper than the marks that are usually found on writing slates.		
86.64			10		14	2		1	1	O	Food Related	Fauna	Bone	Bone		Fragment										Unidentified Mammal		Butcher marks visible. Small fragment.		
86.65			10		14	2		1	1	O	Food Related	Fauna	Bone	Bone		Fragment										Unidentified Mammal		Cut marks visible.		
86.66			10		14	2		1	5	O	Indeterminate	Fauna	Bone	Bone		Fragment										Unidentified Bird		No cut/butcher marks visible.		Miller et al 2000:12
86.67			10		14	2		1	17	O	Indeterminate	Fauna	Bone	Bone		Fragment										Unidentified Mammal		No cut/butcher marks visible.		Miller et al 2000:12
86.68			10		14	2		1	1	O	Indeterminate	Fauna	Bone	Bone		Fragment										Unidentified Mammal		No cut/butcher marks visible. Likely represents a medium/large-sized animal.		
86.69			10		14	2		1	29	H	Indeterminate	Metal	Iron	Sheet Metal		Fragment	Indeterminate											Flat, sheet metal fragments.		Miller et al 2000:12
86.70			10		14	2		1	2	H	Hardware	Metal	Iron	Staple		Complete	Indeterminate											Large staples.		Miller et al 2000:12
86.71			10		14	2		1	4	H	Architectural	Metal	Iron	Nail		Complete	Wire											Complete wire nails of varying sizes.	1880-	Wells 2000:326-327, Miller et al 2000:12
86.72			10		14	2		1	2	H	Architectural	Metal	Iron	Nail		Fragment	Indeterminate											Too rusted to identify manufacturing technique.		
86.73			10		14	2		1	2	H	Architectural	Metal	Iron	Nail		Almost Complete	Square											Too rusted to identify manufacturing technique more specifically.		Azizi et al 1996
86.74			10		14	2		1	3	H	Architectural	Metal	Iron	Nail		Complete	Cut											Later machine-cut nails.	1830-	Wells 2000:324-326, Snyder 1992
86.75			10		14	2		1	5	H	Architectural	Metal	Iron	Nail		Almost Complete	Cut											Cannot determine what kinds of cut nails they are; heads are missing.		Miller et al 2000:12
86.76			10		14	2		1	4	H	Architectural	Metal	Iron	Nail		Complete	Cut											Cannot determine what kind of cut nails they are.		Miller et al 2000:12
86.77			10		14	2		1	1	H	Architectural	Metal	Iron	Nail		Complete	Cut											Cannot determine what kind of cut nail it is but it is likely hand-headed.		Miller et al 2000:12
86.77			10		14	2		1	1	H	Household	Ceramic	Refined Earthenware	Indeterminate		Rim Sherd		Pearlware	Painted		Orange	Indeterminate						All that remains of decoration is an orange painted line on top of rim. Likely a tea cup or saucer.	1795-1830	Miller et al 2000:12
86.78			10		14	2		1	1	H	Indeterminate	Metal	Iron	Indeterminate		Fragment	Indeterminate											Flat, linear object. Looks like a flattened nail.		Miller et al 2000:12
86.8			10		14	2		1	1	H	Household	Ceramic	Refined Earthenware	Hollowware		Body/Rim Sherd		White Granite	Molded Pattern			Indeterminate						Not enough of decoration remains to identify pattern. Likely a cup or bowl. Sherd has a slightly flared rim.	1840-1930	www.jefpat.org, Miller et al 2000:12
86.9			10		14	2		1	1	H	Household	Ceramic	Refined Earthenware	Teaware, General		Base Sherd		Pearlware	Painted		Earth Tone Colors	Floral						Likely a saucer. Does not mend but could belong to the same vessel as the sherd in FS# 90.2 & FS # 98.16.	1795-1830	Miller et al 2000:12
87.1			10		27	3			493	H	Indeterminate	Metal	Iron	Indeterminate		Fragment	Indeterminate											Rusted flat iron fragments.		Miller et al 2000:12
87.10			10		27	3			1	H	Fuel	Lithic	Coal	Coal Fragment																Miller et al 2000:12
87.11			10		27	3			1	H	Indeterminate	Metal	Copper Alloy	Indeterminate		Complete												Small collar or ring.		Miller et al 2000:12
87.12			10		27	3			1	H	Indeterminate	Metal	Aluminum	Indeterminate		Fragment												Possibly paint brush ferrule. Aluminum.		Azizi et al 1996
87.13			10		27	3			3	O	Indeterminate	Fauna	Bone	Bone		Fragment										Indeterminate		Three unidentified bones.		
87.14			10		27	3			8	O	Indeterminate	Fauna	Bone	Bone		Fragment										Unidentified Mammal		Multiple unidentified mammal bone fragments.		
87.15			10		27	3			2	O	Indeterminate	Fauna	Bone	Bone		Fragment										Unidentified Bird		Unidentified bird bone fragments.		
87.16			10		27	3			1	O	Indeterminate	Fauna	Bone	Tooth		Fragment										Pig		Pigs tooth fragment.		
87.17			10		27	3			1	H	Personal	Ceramic	Refined Earthenware	Smoking Pipe		Pipe Bowl		White Ball Clay	Molded Pattern			Beaded						White ball clay pipe bowl fragment. Molded decoration on exterior has vertical alternating lines w/ repeating beads.		
87.18			10		27	3			1	P	Unmodifieds	Lithic	Limestone	Rock Fragment	Black															
87.19			10		27	3			1	P	Unmodifieds	Lithic	Limestone	Rock Fragment	Black															
87.20			10		27	3			1	H	Household	Glass	Common Glass	Indeterminate	Amber	Body Sherd	Indeterminate											Amber colored body sherd.		Wells 2000:324-326
87.2			10		27	3			1	H	Indeterminate	Metal	Iron	Indeterminate		Fragment												Long flat metal fragment. Bent. Rusted.		
87.21			10		27	3			1	H	Household	Glass	Common Glass	Indeterminate	Aqua	Body Sherd	Indeterminate											Aqua colored glass body sherd.		
87.22			10		27	3			1	H	Household	Glass	Common Glass	Container Glass	Aqua, Light	Base Sherd	Molded											Corner base sherd from a square or rectangular shaped container.		
87.23			10		27	3			3	H	Household	Glass	Non-Lead Glass	Indeterminate	Colorless	Body Sherd	Indeterminate											Multiple vessels represented. Colorless glass body sherds.		
87.24			10		27	3			1	H	Household	Glass	Lead	Indeterminate	Colorless	Body Sherd	Indeterminate											Colorless glass body sherd. Lead glass.		
87.25			10		27	3			1	H	Activities	Ceramic	Coarse Earthenware	Flower Pot		Body Sherd		Redware	Unglazed									Redware body sherd. Unglazed.		
87.26			10		27	3			1	H	Household	Ceramic	Coarse Earthenware	Jar		Body/Rim Sherd		Redware	Other (see comments)									Could potentially be a flower pot. Interior has a shiny wash. Exterior is stained or old paint that has a grayish color. Collar rim.		
87.27			10		27	3			11	H	Household	Ceramic	Coarse Earthenware	Indeterminate		Body Sherd		Redware	Lead Glazed	Single Glazed	Brown, Dark							Multiple vessels represented. Dark brown glaze on interior. Exterior unglazed.		

FS	SB	Fea	TU	STP	Cxt	Strat	Hzn	AU	Count	H/P	Group	Class	Material	Object	Object Color	Part	Manufacture Technique	Ware	1st Decoration	2nd Decoration	Decoration Color	Pattern/Motif	Makers Mark	Mends	Vessel #	Common Name (Species)	Typology	Comments	Dates	Reference
87.28			10		27	3			2	H	Household	Ceramic	Coarse Earthenware	Indeterminate		Body Sherd		Redware	Lead Glazed	Exterior Spalled	Brown, Dark							Brown glaze on interior. Exterior spalled. Two vessels represented.		
87.29			10		27	3			3	H	Household	Ceramic	Coarse Earthenware	Hollowware		Body Sherd		Redware	Lead Glazed	Single Glazed	Brown, Dark							Multiple vessels represented. Dark Brown glaze on interior. Incised/tie-down lines on exterior.		
87.30			10		27	3			2	H	Household	Ceramic	Coarse Earthenware	Indeterminate		Body Sherd		Redware	Lead Glazed	Single Glazed	Brown							Could be from the same vessel. Brown glaze on interior w/ dark brown speckles.		Denker & Denker 1985:54-68
87.3			10		27	3			1	H	Indeterminate	Metal	Iron	Indeterminate		Fragment												Rusted iron thick gauged curved wire. Bent in a loop.		
87.31			10		27	3			4	H	Household	Ceramic	Coarse Earthenware	Indeterminate		Body Sherd		Redware	Lead Glazed	Single Glazed	Brown, Light							Multiple vessels represented. Two sherds mend. Light brown glaze on interior. Exterior unglazed.		
87.32			10		27	3			1	H	Household	Ceramic	Coarse Earthenware	Indeterminate		Body Sherd		Redware	Lead Glazed	Exterior Spalled	Brown, Light							Light brown glaze on interior. Exterior spalled.		
87.33			10		27	3			1	H	Household	Ceramic	Coarse Earthenware	Indeterminate		Body Sherd		Redware	Lead Glazed	Interior Spalled	Brown							Brown glaze on interior. Exterior spalled.		
87.34			10		27	3			1	H	Household	Ceramic	Coarse Earthenware	Indeterminate		Body Sherd		Redware	Interior Spalled									Interior spalled. Exterior unglazed.		
87.35			10		27	3			1	H	Household	Ceramic	Coarse Earthenware	Indeterminate		Body Sherd		Redware	Lead Glazed	Double Glazed	Brown, Light							Light brown glaze on both surfaces.		
87.36			10		27	3			1	H	Household	Ceramic	Coarse Earthenware	Hollowware		Handle		Redware	Interior Spalled									Handle fragment. Interior spalled.		Denker & Denker 1985:54-58
87.37			10		27	3			2	H	Household	Ceramic	Coarse Earthenware	Jar		Body/Rim Sherd		Redware	Lead Glazed	Single Glazed	Brown							Two vessels represented. Pan or bowl rim sherds. German style rims. Brown glaze on interior.		
87.38			10		27	3			1	H	Household	Ceramic	Coarse Earthenware	Hollowware		Rim Sherd		Redware	Lead Glazed	Exterior Spalled	Brown, Dark							Dark brown glaze on interior. Exterior spalled.		
87.39			10		27	3			1	H	Household	Ceramic	Coarse Earthenware	Indeterminate		Body Sherd		Redware	Slip Decorated	Single Glazed	Yellow	Trailed Slip						Yellow trailed slip on interior. Brown glaze on interior. Partially spalled. Exterior unglazed.		
87.4			10		27	3			15	H	Architectural	Metal	Iron	Nail		Fragment	Cut											Multiple rusted cut nail fragments.	1830-1890	Wells 2000:324-326
87.40			10		27	3			1	H	Household	Ceramic	Coarse Earthenware	Indeterminate		Body Sherd		Redware	Slip Decorated	Copper Highlights	Yellow & Green	Trailed Slip						Curved yellow trailed slip on interior w/ green copper highlights.		
87.41			10		27	3			1	H	Household	Ceramic	Coarse Earthenware	Pan		Rim Sherd		Redware	Slip Decorated	Single Glazed	Yellow	Trailed Slip						Yellow trailed slip line on interior. Int. glaze in brown. German style rim.	-1870	
87.42			10		27	3			1	H	Household	Ceramic	Coarse Earthenware	Pan		Rim Sherd		Redware	Slip Decorated	Single Glazed	Yellow & Dark Brown	Trailed Slip						Dark brown trailed slip on atop rim. Yellow trailed slip decoration on interior. Brown glaze on interior. Exterior is unglazed. German style rim.	-1870	
87.43			10		27	3			1	H	Household	Ceramic	Coarse Earthenware	Indeterminate		Rim Sherd		Redware	Slip Decorated		Yellow	Trailed Slip						Odd guttered rim. Could be a pan but body is thin. Seems to be guttered on ext. & int.		
87.44			10		27	3			1	H	Household	Ceramic	Coarse Earthenware	Hollowware		Body Sherd		Redware	Slip Decorated	Copper Highlights	Tan	Indeterminate						Tan colored slip on exterior covered in green copper highlighter. Int. has a brown glaze w/ tan colored slip.		
87.45			10		27	3			2	H	Household	Ceramic	Porcelain	Indeterminate		Body Sherd		Porcelain, Hard Paste	Indeterminate									Two vessels represented. Porcelain body sherds.		
87.46			10		27	3			1	H	Household	Ceramic	Refined Earthenware	Indeterminate		Body Sherd		Whiteware	Indeterminate									Whiteware body sherd.	1815-2017	Azizi et al 1996
87.47			10		27	3			1	H	Household	Ceramic	Refined Earthenware	Indeterminate		Body Sherd		Whiteware	Indeterminate	Interior Spalled								Whiteware body sherd. Interior spalled.	1815-2017	Azizi et al 1996
87.48			10		27	3			1	H	Household	Ceramic	Refined Earthenware	Indeterminate		Rim Sherd		Whiteware	Indeterminate	Interior Spalled								Whiteware rim sherd. Interior spalled.	1815-2017	Azizi et al 1996
87.49			10		27	3			1	H	Household	Ceramic	Refined Earthenware	Indeterminate		Body Sherd		Pearlware	Indeterminate									Pearlware body sherd.	1775-1840	Azizi et al 1996
87.5			10		27	3			2	H	Architectural	Metal	Iron	Nail		Complete	Wire											Two complete rusted nails.	1885-2017	Wells 2000:326-327
87.50			10		27	3			1	H	Household	Ceramic	Refined Earthenware	Indeterminate		Body Sherd		Pearlware	Indeterminate	Exterior Spalled								Pearlware exterior spalled.	1775-1840	Azizi et al 1996
87.51			10		27	3			3	H	Household	Ceramic	Refined Earthenware	Indeterminate		Body Sherd		Pearlware	Indeterminate									Two sherds mend. Probably from the same vessel. Burned.	1775-1840	Azizi et al 1996
87.52			10		27	3			2	H	Household	Ceramic	Refined Earthenware	Indeterminate		Base Sherd		Pearlware	Indeterminate									Sherds mend. Missing footring.	1775-1840	Azizi et al 1996
87.53			10		27	3			1	H	Household	Ceramic	Refined Earthenware	Plate		Body Sherd		Pearlware	Molded Pattern	Painted	Green	Shell Edge, Indeterminate						Pearlware plate body sherd. Small amount of molding and green paint remaining.	1775-1840	Azizi et al 1996, Miller et al 2000:13
87.54			10		27	3			2	H	Household	Ceramic	Refined Earthenware	Indeterminate		Body Sherd		Pearlware	Painted		Earth Tone Colors	Indeterminate						Earth tone color painted decoration present. Two vessels represented.	1795-1830	Miller et al 2000:12
87.55			10		27	3			1	H	Household	Ceramic	Refined Earthenware	Hollowware		Rim Sherd		Pearlware	Painted		Earth Tone Colors	Lined						Painted brown line on interior & exterior.	1795-1830	Miller et al 2000:12
87.56			10		27	3			3	H	Household	Ceramic	Refined Earthenware	Indeterminate		Body Sherd		Creamware	Indeterminate									Multiple vessels represented.	1762-1820	Miller et al 2000:12
87.57			10		27	3			2	H	Household	Ceramic	Refined Earthenware	Indeterminate		Body Sherd		Creamware	Indeterminate	Exterior Spalled								Two vessels represented. Exterior spalled.	1762-1820	Miller et al 2000:12
87.58			10		27	3			1	H	Household	Ceramic	Refined Earthenware	Saucer		Body/Rim Sherd		Creamware	Indeterminate									Burned on one corner. Creamware saucer body/rim sherd.	1762-1820	Miller et al 2000:12
87.59			10		27	3			1	H	Household	Ceramic	Refined Earthenware	Plate		Body/Rim Sherd		Creamware	Indeterminate	Exterior Spalled								Creamware plate sherd. Scalloped rim. w/ a royal or bath style rim.	1762-1820	Miller et al 2000:12, Azizi et al 1996
87.60			10		27	3			1	H	Household	Ceramic	Refined Earthenware	Plate		Body/Rim Sherd		Creamware	Indeterminate									Creamware plate body/rim sherd. Bath style rim.	1762-1820	Miller et al 2000:12
87.6			10		27	3			1	H	Architectural	Ceramic	Coarse Earthenware	Brick, Fragment	Orange															
87.7			10		27	3			2	H	Architectural	Lithic	Slate	Roofing Slate		Fragment														
87.8			10		27	3			20	H	Architectural	Glass	Common Glass	Window Glass	Aqua	Fragment														
87.9			10		27	3			5	H	Architectural	Other	Composite	Mortar		Fragment														
88.1			10		26	4		2	1	H	Indeterminate	Metal	Iron	Indeterminate		Fragment	Indeterminate											Iron plate fragment w/ 3 bolts w/ nuts on them. Rusted. Wood inclusions on one surface.		
88.10			10		26	4		2	1	P	Indeterminate	Lithic	Indeterminate	Fossil	Tan	Fragment											Possibly coral fossil fragment.		
88.1022			10		26	4		2	1	H	Household	Ceramic	Coarse Earthenware	Jar		Body/Rim Sherd		Redware	Lead Glazed	Single Glazed	Brown			w/ 256, 88, 106, 113, 73, 72	C-0022			Jar with mat brown glaze on interior. Collared rim.		
88.1065			10		26	4		2	1	H	Household	Ceramic	Coarse Earthenware	Hollowware		Rim Sherd		Redware	Slip Decorated	Single Glazed	Light Brown & Black	Trailed Slip			C-0065			Probably a pan/dish; German-style rim. One straight dark brown slip line visible on top of interior rim.		
88.11			10		26	4		2	5	H	Indeterminate	Flora	Wood	Wood Fragment													Multiple burned wood fragments.		
88.12			10		26	4		2	2	H	Household	Glass	Common Glass	Indeterminate	Aqua	Body Sherd	Indeterminate										Two vessels represented.		
88.13			10		26	4		2	1	H	Household	Glass	Common Glass	Container Glass	Aqua	Body Sherd	Mold Blown, Indeterminate										Curved aqua colored body sherd.		
88.14			10		26	4		2	2	H	Household	Glass	Non-Lead Glass	Indeterminate	Colorless	Body Sherd	Indeterminate										Two vessels represented.		Azizi et al 1996
88.15			10		26	4		2	1	H	Household	Glass	Lead	Indeterminate	Colorless	Body Sherd	Indeterminate										Lead glass.		Azizi et al 1996
88.16			10		26	4		2	1	H	Lighting	Glass	Lead	Lamp Glass	Colorless	Body/Rim Sherd	Mouth Blown, General										Lead glass. Lamp shade w/ ground rim.		www.jefpat.org
88.17			10		26	4		2	3	H	Household	Ceramic	Coarse Earthenware	Indeterminate		Body Sherd		Redware	Lead Glazed	Single Glazed	Brown, Light							Multiple vessels represented.		www.jefpat.org

FS	SB	Fea	TU	STP	Cxt	Strat	Hzn	AU	Count	H/P	Group	Class	Material	Object	Object Color	Part	Manufacture Technique	Ware	1st Decoration	2nd Decoration	Decoration Color	Pattern/Motif	Makers Mark	Mends	Vessel #	Common Name (Species)	Typology	Comments	Dates	Reference
88.18			10		26	4		2	14	H	Household	Ceramic	Coarse Earthenware	Indeterminate		Body Sherd		Redware	Lead Glazed	Single Glazed	Brown							Multiple vessels represented.		Miller et al 2000:13
88.19			10		26	4		2	2	H	Household	Ceramic	Coarse Earthenware	Indeterminate		Body Sherd		Redware	Lead Glazed	Interior Spalled	Brown							Two vessels represented. Interior spalled.		Wells 2000:324-326
88.2			10		26	4		2	67	H	Indeterminate	Metal	Iron	Indeterminate		Fragment	Indeterminate											Multiple rusted flat iron fragments.		Miller et al 2000:12
88.20			10		26	4		2	1	H	Household	Ceramic	Coarse Earthenware	Hollowware		Body Sherd		Redware	Lead Glazed	Single Glazed	Brown							Brown glaze on interior. Exterior spalled. Ext. has incised lines.		Miller et al 2000:12
88.21			10		26	4		2	1	H	Household	Ceramic	Coarse Earthenware	Hollowware		Body Sherd		Redware	Lead Glazed	Single Glazed	Brown							Brown glaze on interior. Exterior unglazed. Has a band of incised straight lines followed by a wavy incised lines followed by another band of incised straight lines.		
88.22			10		26	4		2	2	H	Household	Ceramic	Coarse Earthenware	Hollowware		Body Sherd		Redware	Indeterminate	Interior Spalled								Two vessels represented. Interior spalled. Exterior unglazed.		Wells 2000:324-326
88.23			10		26	4		2	1	H	Household	Ceramic	Coarse Earthenware	Indeterminate		Body Sherd		Redware	Interior Spalled	Exterior Spalled								Redware body sherd w/ int. & ext. spalled.		
88.24			10		26	4		2	1	H	Household	Ceramic	Coarse Earthenware	Indeterminate		Body Sherd		Redware	Unglazed									No glaze present. Could be a flower pot.		
88.25			10		26	4		2	1	H	Household	Ceramic	Coarse Earthenware	Indeterminate		Rim Sherd		Redware	Interior Spalled									Rim sherd that is spalled on interior. Could be a jar rim.		
88.28			10		26	4		2	2	H	Household	Ceramic	Coarse Earthenware	Indeterminate		Body Sherd		Redware	Slip Decorated	Single Glazed	Brown & Yellow	Trailed Slip						Two vessels represented. Dark brown & yellow trailed slip on interior. Ext. unglazed.		
88.29			10		26	4		2	1	H	Household	Ceramic	Coarse Earthenware	Hollowware		Rim Sherd		Redware	Slip Decorated	Single Glazed	Dark Brown	Trailed Slip						Redware rim sherd. Dark brown colored slip atop rim. Small German style rim. Pan or bowl.		
88.3			10		26	4		2	12	H	Architectural	Metal	Iron	Nail		Fragment	Cut											Multiple rusted cut nail fragments.	1830-1890	Wells 2000:324-326
88.30			10		26	4		2	1	H	Household	Ceramic	Coarse Earthenware	Hollowware		Rim Sherd		Redware	Dark Patches in Glaze	Double Glazed	Brown, Light	Indeterminate						Redware hollowware w/ flared rim. Light brown glaze on interior & exterior. Dark brown patch in the glaze on ext.		
88.31			10		26	4		2	1	H	Household	Ceramic	Coarse Earthenware	Hollowware		Body Sherd		Redware	Slip Decorated	Double Glazed	Green, Light	Indeterminate						Brown glaze on interior. Exterior has a light green overall slip.		Miller et al 2000:12
88.32			10		26	4		2	1	H	Household	Ceramic	Coarse Earthenware	Hollowware		Body Sherd		Redware	Slip Decorated	Double Glazed	Green, Light	Indeterminate						Tan/yellow slip on interior. Exterior has light green overall slip. Interior mostly spalled.		Miller et al 2000:12
88.33			10		26	4		2	1	H	Household	Ceramic	Refined Earthenware	Indeterminate		Body Sherd		Whiteware	Indeterminate										1815-2017	Azizi et al 1996, Miller et al 2000:12
88.34			10		26	4		2	1	H	Household	Ceramic	Refined Earthenware	Indeterminate		Body/Rim Sherd		Whiteware	Indeterminate	Interior Spalled								Interior spalled.	1815-2017	Azizi et al 1996
88.35			10		26	4		2	1	H	Household	Ceramic	Refined Earthenware	Tableware, General		Body/Rim Sherd		Whiteware	Indeterminate	Interior Spalled								Probably a plate. Interior is spalled. Scalloped rim.	1815-2017	Azizi et al 1996, Miller 1993
88.36			10		26	4		2	1	H	Household	Ceramic	Refined Earthenware	Indeterminate		Body Sherd		Whiteware	Printed		Blue	Indeterminate						Printed blue decoration on interior. Partially spalled.	1815-1915	Azizi et al 1996
88.37			10		26	4		2	1	H	Household	Ceramic	Refined Earthenware	Indeterminate		Base Sherd		Pearlware	Indeterminate										1775-1840	Azizi et al 1996
88.38			10		26	4		2	1	H	Household	Ceramic	Refined Earthenware	Indeterminate		Body Sherd		Pearlware	Painted		Blue	Indeterminate						Painted blue line on exterior.	1775-1830	Miller et al 2000:12
88.39			10		26	4		2	1	H	Household	Ceramic	Refined Earthenware	Indeterminate		Body Sherd		Pearlware	Painted		Earth Tone Colors	Lined						Brown painted line on interior near rim. Could be a saucer.	1795-1830	Miller et al 2000:12
88.4			10		26	4		2	2	H	Architectural	Metal	Iron	Nail		Complete	Cut											Two small rusted cut nails.	1830-1890	Wells 2000:324-326
88.40			10		26	4		2	3	H	Household	Ceramic	Refined Earthenware	Indeterminate		Body Sherd		Creamware	Indeterminate									Multiple vessels represented.	1762-1820	Miller et al 2000:12
88.41			10		26	4		2	1	H	Household	Ceramic	Refined Earthenware	Flatware		Base/Body Sherd		Creamware	Indeterminate									Probably a plate or saucer. Undercut footring.	1762-1820	Miller et al 2000:12
88.5			10		26	4		2	1	H	Architectural	Ceramic	Coarse Earthenware	Brick, Bat	Orange														324-326
88.6			10		26	4		2	1	H	Architectural	Ceramic	Coarse Earthenware	Brick, Fragment	Orange														
88.7			10		26	4		2	2	H	Architectural	Other	Composite	Mortar		Fragment													
88.8			10		26	4		2	6	H	Architectural	Glass	Common Glass	Window Glass	Aqua	Fragment													
88.9			10		26	4		2	6	O	Indeterminate	Fauna	Bone	Bone		Fragment										Indeterminate		Multiple bone fragments.		
89.1			18		13	1		1	1	H	Indeterminate	Metal	Iron	Indeterminate		Fragment	Indeterminate											Curved S shaped flat piece of iron. Small hole through body. Rusted.		
89.10			18		13	1		1	3	H	Arms	Metal	Brass	Cartridge Case		Complete												Three .22 caliber brass bullet casing.		
89.11			18		13	1		1	8	O	Indeterminate	Fauna	Bone	Bone		Fragment										Indeterminate		Multiple bone fragments.		
89.12			18		13	1		1	12	H	Architectural	Glass	Common Glass	Window Glass	Aqua	Fragment													
89.13			18		13	1		1	4	H	Household	Glass	Common Glass	Indeterminate	Aqua	Body Sherd	Indeterminate										Aqua colored glass body sherds. Could be from the same vessel. Thin bodied.		
89.14			18		13	1		1	2	H	Household	Glass	Lead	Indeterminate	Colorless	Body Sherd	Indeterminate										Two vessels represented. Colorless glass body sherds. Lead glass. Thin bodied.		
89.15			18		13	1		1	1	H	Indeterminate	Synthetic	Plastic	Indeterminate	Red	Fragment											Two plastic fragment. Red/pink in color.	1915-	Miller et al 2000:16
89.16			18		13	1		1	2	H	Indeterminate	Synthetic	Plastic	Indeterminate	White	Fragment											White plastic fragments.	1915-	Miller et al 2000:16
89.17			18		13	1		1	1	H	Indeterminate	Synthetic	Plastic	Indeterminate	Yellow	Fragment											Yellow curved plastic fragment.	1915-	Miller et al 2000:16
89.18			18		13	1		1	1	H	Indeterminate	Synthetic	Plastic	Indeterminate	Colorless	Fragment											Clear plastic fragment. Rim/end of the object.	1915-	Miller et al 2000:16, Sprague 2002:115
89.19			18		13	1		1	1	H	Indeterminate	Synthetic	Plastic	Indeterminate	Yellow	Fragment											Small yellow plastic dome/cap.	1915-	Miller et al 2000:16
89.20			18		13	1		1	1	H	Household	Synthetic	Plastic	Cap	Black	Complete											Black tire stem cap. Complete.	1915-	Miller et al 2000:16
89.2			18		13	1		1	6	H	Indeterminate	Metal	Iron	Indeterminate		Fragment	Indeterminate											Multiple flat rusted iron fragments.		
89.21			18		13	1		1	1	H	Indeterminate	Synthetic	Plastic	Indeterminate	Black	Fragment											Thin black plastic fragment. Flexible. Possibly vinyl.	1915-	Miller et al 2000:16
89.22			18		13	1		1	1	H	Indeterminate	Synthetic	Plastic	Indeterminate	White	Fragment											White thin plastic fragment w/ black lettering. Probably vinyl.	1915-	Miller et al 2000:16
89.23			18		13	1		1	1	H	Toy/Recreation	Synthetic	Plastic	Toy Coin	Gray	Complete											Plastic toy coin. One side of the coin has "PLAY COIN" followed by a face then "10". Other side has, "Play coin followed by a liberty bell and a cannon then "TEN".	1915-	Miller et al 2000:16
89.24			18		13	1		1	1	H	Indeterminate	Metal	Aluminum	Indeterminate		Fragment											Thin flat aluminum fragment w/ white exterior.		
89.25			18		13	1		1	4	H	Household	Ceramic	Coarse Earthenware	Indeterminate		Body Sherd		Redware	Lead Glazed	Single Glazed	Brown							Multiple vessels represented. Brown glaze on interior. Exterior unglazed.		
89.26			18		13	1		1	8	H	Household	Ceramic	Coarse Earthenware	Indeterminate		Body Sherd		Redware	Lead Glazed	Single Glazed	Brown, Dark							Dark brown glaze on interior. Exterior unglazed.		
89.27			18		13	1		1	1	H	Household	Ceramic	Coarse Earthenware	Hollowware		Body Sherd		Redware	Lead Glazed	Double Glazed	Brown, Dark							Dark brown glaze on interior & exterior.		
89.28			18		13	1		1	1	H	Household	Ceramic	Coarse Earthenware	Hollowware		Body Sherd		Redware	Lead Glazed	Single Glazed	Brown							Brown glaze on interior. Exterior unglazed. 6 incised/ tie-down lines on exterior.		
89.29			18		13	1		1	1	H	Household	Ceramic	Coarse Earthenware	Hollowware		Body Sherd		Redware	Lead Glazed	Single Glazed	Brown, Dark							Interior mostly spalled. Dark brown glaze on interior. Possibly jar or pan.		

FS	SB	Fea	TU	STP	Cxt	Strat	Hzn	AU	Count	H/P	Group	Class	Material	Object	Object Color	Part	Manufacture Technique	Ware	1st Decoration	2nd Decoration	Decoration Color	Pattern/Motif	Makers Mark	Mends	Vessel #	Common Name (Species)	Typology	Comments	Dates	Reference
89.30			18		13	1		1	2	H	Household	Ceramic	Coarse Earthenware	Indeterminate		Body Sherd		Redware	Lead Glazed	Exterior Spalled	Brown, Dark							Two vessels represented. Dark brown glaze on interior. Exterior spalled.		Wells 2000:324-326
89.3			18		13	1		1	1	H	Indeterminate	Metal	Iron	Indeterminate		Fragment	Indeterminate											Square or rectangular shaped flat iron fragment w/ hole in center. Could be a plate or bushing.		
89.31			18		13	1		1	2	H	Household	Ceramic	Coarse Earthenware	Indeterminate		Body Sherd		Redware	Interior Spalled, Exterior Unglazed									Two vessels represented. Interior spalled. Exterior unglazed.		
89.32			18		13	1		1	1	H	Household	Ceramic	Coarse Earthenware	Indeterminate		Body Sherd		Redware	Slip Decorated	Single Glazed	Yellow	Trailed Slip						Light brown glaze on interior. Small amount of yellow trailed slip on interior.		
89.33			18		13	1		1	1	H	Household	Ceramic	Coarse Earthenware	Hollowware		Body Sherd		Redware	Slip Decorated	Double Glazed	White							White slip on interior. Dark brown glaze on exterior.		
89.34			18		13	1		1	1	H	Household	Ceramic	Coarse Earthenware	Hollowware		Body Sherd		Redware	Slip Decorated	Copper Highlights	Green							Green copper highlight over a tan slip. Interior has a dark brown glaze.		
89.35			18		13	1		1	4	H	Household	Ceramic	Coarse Earthenware	Hollowware		Body Sherd		Redware	Slip Decorated	Copper Highlights	Green							Two sherds mend. All from the same vessel. Tan slip w/ green copper highlights over top on exterior. Interior has a brown glaze.		
89.36			18		13	1		1	2	H	Household	Ceramic	Refined Earthenware	Indeterminate		Body Sherd		Whiteware	Indeterminate	Interior Spalled								Two vessels represented. Interior spalled.	1815-2017	Azizi et al 1996
89.37			18		13	1		1	5	H	Household	Ceramic	Refined Earthenware	Indeterminate		Body Sherd		Pearlware	Indeterminate	Interior Spalled								Multiple vessels represented. Pearlware body sherds. Interior spalled.	1775-1840	Azizi et al 1996
89.38			18		13	1		1	1	H	Household	Ceramic	Refined Earthenware	Hollowware		Body Sherd		Pearlware	Painted		Earth Tone Colors	Indeterminate						Painted green decoration on exterior.	1795-1830	Miller et al 2000:12
89.39			18		13	1		1	1	H	Household	Ceramic	Refined Earthenware	Indeterminate		Body Sherd		Pearlware	Indeterminate									Three vessels represented. Pearlware body sherds.	1775-1840	Azizi et al 1996, Sprague 2002:115
89.40			18		13	1		1	3	H	Household	Ceramic	Refined Earthenware	Indeterminate		Body/Rim Sherd		Pearlware	Painted	Interior Spalled	Blue	Indeterminate						Pearlware body sherd. Scalloped rim. Interior spalled. Blue paint on rim. Possibly a plate or platter.	1775-1830	Miller et al 2000:12
89.4			18		13	1		1	1	H	Hardware	Metal	Iron	Bushing		Complete	Indeterminate											Small iron bushing. Rusted.		
89.41			18		13	1		1	1	H	Household	Ceramic	Refined Earthenware	Indeterminate		Body Sherd		Pearlware	Molded Pattern	Painted	Green	Shell Edge, Indeterminate						Interior spalled. Shell edge on interior. Painted green. Probably a tableware.	1775-1840	Azizi et al 1996
89.42			18		13	1		1	3	H	Household	Ceramic	Refined Earthenware	Indeterminate		Body Sherd		Creamware	Indeterminate									Multiple vessels represented.	1762-1820	Miller et al 2000:12
89.43			18		13	1		1	2	H	Household	Ceramic	Refined Earthenware	Indeterminate		Body Sherd		Unidentified Refined Earthenware	Interior Spalled	Exterior Spalled								Both surfaces spalled. Two vessels represented.		
89.44			18		13	1		1	1	H	Household	Ceramic	Porcelain	Indeterminate		Body Sherd		Porcelain, Hard Paste	Indeterminate									Hard paste porcelain body sherd.		
89.5			18		13	1		1	1	H	Hardware	Metal	Iron	Wire		Fragment	Wire											Rusted iron wire fragment.		
89.6			18		13	1		1	1	H	Indeterminate	Metal	Iron	Indeterminate		Fragment	Indeterminate											Rusted iron bent wire or spring fragment.		
89.7			18		13	1		1	3	H	Architectural	Metal	Iron	Nail		Complete	Cut											Three cut nails. Rusted.	1830-1890	Wells 2000:324-326, Miller et al 2000:13
89.8			18		13	1		1	2	H	Architectural	Metal	Iron	Nail		Fragment	Cut											Two rusted cut nail fragments.	1830-1890	Wells 2000:324-326
89.9			18		13	1		1	1	H	Architectural	Synthetic	Composite	Shingle		Fragment												Tar roofing shingle.		
90.1			18		14	2		1	1	H	Household	Ceramic	Refined Earthenware	Indeterminate		Body Sherd		Whiteware	Printed	Exterior Spalled	Purple	Indeterminate						Not enough of decoration remains to identify pattern.	1829-1915	www.jefpat.org
90.10			18		14	2		1	1	H	Household	Ceramic	Refined Earthenware	Plate		Rim Sherd		Pearlware	Molded Pattern	Painted	Green	Shell Edge, Even Scalloped, Curved Lines							1800-1840	www.jefpat.org
90.100			18		14	2		1	1	H	Indeterminate	Metal	Iron	Indeterminate		Almost Complete	Indeterminate											Flat, linear object, bent like a clinched nail. Possibly a nail but could be too flat.		
90.101			18		14	2		1	1	H	Hardware	Metal	Iron	Wire		Fragment	Indeterminate											Bent piece of wire.		
90.102			18		14	2		1	1	H	Indeterminate	Metal	Iron	Hook		Almost Complete	Indeterminate											Possibly a hook for a hook latch.		
90.103			18		14	2		1	1	H	Personal	Metal	Copper Alloy	Button		Complete	Stamped		Stamped			Lettering						1789 George Washington inaugural medal. Wire loop shank. In a circular pattern there are stamped letters of states, "NH M RI C NY NJ P D M V NC PP MB" In a smaller inner circle, "LONG LIVE THE PRESIDENT" w/ "GW" Date based on presidential inauguration. Ex	1789-	See comments
90.104			18		14	2		1	2	H	Household	Ceramic	Refined Earthenware	Hollowware		Base/Body Sherd		Creamware	Indeterminate					w/ self				No visible decoration. Sherds mend.	1762-1820	Miller et al 2000:12
90.105			18		14	2		1	1	H	Household	Ceramic	Coarse Earthenware	Hollowware		Rim Sherd		Redware	Lead Glazed	Single Glazed	Brown, Dark							Dark brown glaze on interior. Unique German style rim. Smear of glaze on exterior.		
90.11			18		14	2		1	2	H	Household	Ceramic	Refined Earthenware	Plate		Rim Sherd		Pearlware	Molded Pattern	Painted	Green	Shell Edge, Indeterminate						Much of decoration is missing; cannot determine what kind of shell edge it is.	1775-1840	Azizi et al 1996
90.12			18		14	2		1	1	H	Household	Ceramic	Refined Earthenware	Plate		Rim Sherd		Pearlware	Molded Pattern	Painted	Blue	Shell Edge, Indeterminate						Much of decoration is missing; cannot determine what kind of shell edge it is.	1775-1840	Azizi et al 1996
90.13			18		14	2		1	1	H	Household	Ceramic	Refined Earthenware	Tableware, General		Body Sherd		Whiteware	Painted		Blue	Shell Edge, Indeterminate						Much of decoration is missing; cannot determine what kind of shell edge it is. Plate or platter sherd.	1815-	Azizi et al 1996
90.14			18		14	2		1	2	H	Household	Ceramic	Refined Earthenware	Plate		Rim Sherd		Pearlware	Molded Pattern	Painted	Blue	Shell Edge, Even Scalloped, Straight Lines		w/ self				Sherds mend.	1800-1840	www.jefpat.org
90.15			18		14	2		1	1	H	Household	Ceramic	Refined Earthenware	Hollowware		Rim Sherd		White Granite	Molded Pattern			Indeterminate						Not enough of decoration remains to identify pattern.	1840-1930	www.jefpat.org
90.16			18		14	2		1	1	H	Household	Ceramic	Refined Earthenware	Indeterminate		Body Sherd		White Granite	Molded Pattern			Indeterminate						Not enough of decoration remains to identify pattern.	1840-1930	www.jefpat.org
90.17			18		14	2		1	2	H	Household	Ceramic	Refined Earthenware	Indeterminate		Body Sherd		Whiteware	Indeterminate									No decoration visible; sherds do not mend.	1815-	Azizi et al 1996
90.18			18		14	2		1	2	H	Household	Ceramic	Refined Earthenware	Indeterminate		Rim Sherd		Whiteware	Indeterminate									No decoration visible; separate vessels represented.	1815-	Azizi et al 1996
90.19			18		14	2		1	1	H	Household	Ceramic	Refined Earthenware	Indeterminate		Base Sherd		Pearlware	Indeterminate									No decoration visible; burned.	1775-1840	Azizi et al 1996
90.2			18		14	2		1	2	H	Household	Ceramic	Refined Earthenware	Saucer		Base Sherd		Pearlware	Painted		Earth Tone Colors	Floral		w/ self				Does not mend but could be the same vessel as the sherd in FS# 86.9 & FS # 98.16. Sherds mend.	1795-1830	Miller et al 2000:12
90.20			18		14	2		1	14	H	Household	Ceramic	Refined Earthenware	Indeterminate		Body Sherd		Pearlware	Indeterminate									No decoration visible; multiple vessels represented.	1775-1840	Azizi et al 1996, Wells 2000:324-326
90.21			18		14	2		1	1	H	Household	Ceramic	Refined Earthenware	Tableware, General		Body Sherd		Pearlware	Indeterminate									No decoration visible; marly/cavetto sherd likely belonging to a plate or platter.	1775-1840	Azizi et al 1996, Wells 2000:324-326
90.22			18		14	2		1	1	H	Household	Ceramic	Refined Earthenware	Indeterminate		Base Sherd		Pearlware	Indeterminate									No decoration visible.	1775-1840	Azizi et al 1996
90.23			18		14	2		1	1	H	Household	Ceramic	Refined Earthenware	Indeterminate		Base Sherd		Pearlware	Indeterminate									Cannot determine base-type, base is spalled off.	1775-1840	Azizi et al 1996

FS	SB	Fea	TU	STP	Cxt	Strat	Hzn	AU	Count	H/P	Group	Class	Material	Object	Object Color	Part	Manufacture Technique	Ware	1st Decoration	2nd Decoration	Decoration Color	Pattern/Motif	Makers Mark	Mends	Vessel #	Common Name (Species)	Typology	Comments	Dates	Reference
90.24			18		14	2		1	11	H	Household	Ceramic	Refined Earthenware	Indeterminate		Body Sherd		Creamware	Indeterminate									No decoration visible; multiple vessels represented.	1762-1820	Miller et al 2000:12
90.25			18		14	2		1	2	H	Household	Ceramic	Refined Earthenware	Hollowware		Handle		Creamware	Indeterminate					w/ self				No decoration visible. Likely handle fragments belonging to a large vessel; sherds mend. Sherds could belong to the same handle as the sherds in entry 26 but they do not mend to them.	1762-1820	Miller et al 2000:12
90.26			18		14	2		1	2	H	Household	Ceramic	Refined Earthenware	Hollowware		Handle		Creamware	Indeterminate					w/ self				No decoration visible. Likely handle fragments belonging to a large vessel; sherds mend. Sherds could belong to the same handle as the sherds in entry 25 but they do not mend to them.	1762-1820	Miller et al 2000:12
90.27			18		14	2		1	1	H	Household	Ceramic	Refined Earthenware	Indeterminate		Base Sherd		Creamware	Indeterminate									No decoration visible; separate vessels represented.	1762-1820	Miller et al 2000:12
90.28			18		14	2		1	1	H	Household	Ceramic	Refined Earthenware	Plate		Rim Sherd		Creamware	Indeterminate									No decoration visible.	1767-1820	www.jefpat.org
90.29			18		14	2		1	2	H	Household	Ceramic	Refined Earthenware	Plate		Rim Sherd		Creamware	Indeterminate									Two small, molded plate rim fragments. Cannot identify rim-type.	1762-1820	Miller et al 2000:12
90.3			18		14	2		1	1	H	Household	Ceramic	Refined Earthenware	Hollowware		Body Sherd		Pearlware	Painted		Earth Tone Colors	Indeterminate						Small sherd. Not enough of decoration remains to identify pattern.	1795-1830	Miller et al 2000:12
90.30			18		14	2		1	1	H	Household	Ceramic	Refined Earthenware	Indeterminate		Rim Sherd		Creamware	Indeterminate									No decoration visible.	1762-1820	Miller et al 2000:12
90.31			18		14	2		1	1	H	Household	Ceramic	Refined Earthenware	Hollowware		Rim Sherd		Creamware	Indeterminate									No decoration visible. Possibly a chamber pot rim but cannot determine that from just the rim.	1762-1820	Miller et al 2000:12
90.32			18		14	2		1	1	H	Household	Ceramic	Refined Earthenware	Indeterminate		Body Sherd		Creamware	Indeterminate									There are two incised bands on exterior. Possibly engine turned but not enough remains to be certain.	1762-1820	Miller et al 2000:12
90.33			18		14	2		1	1	H	Household	Ceramic	Refined Earthenware	Hollowware		Body Sherd		Manganese Mottled	Tooled			Ridged						Ware id tentative because the body is thicker than usual for manganese mottled and the tooled ridges are broader than on manganese mottled hollowwares. Dark buff body. Small sherd; not enough decoration remains to identify pattern.	1680-1780	www.jefpat.org
90.34			18		14	2		1	7	H	Household	Ceramic	Coarse Earthenware	Hollowware		Body Sherd		Redware	Interior Spalled, Exterior Unglazed									Multiple vessels represented.		
90.35			18		14	2		1	43	H	Household	Ceramic	Coarse Earthenware	Hollowware		Body Sherd		Redware	Lead Glazed	Single Glazed	Brown							Interior glazed; exterior unglazed. Multiple vessels represented. Several sherds have tie-down lines on their exteriors.		
90.36			18		14	2		1	19	H	Household	Ceramic	Coarse Earthenware	Hollowware		Body Sherd		Redware	Lead Glazed	Single Glazed	Brown, Dark							Interior glazed; exterior unglazed. Multiple vessels represented.		
90.37			18		14	2		1	1	H	Household	Ceramic	Coarse Earthenware	Hollowware		Body Sherd		Redware	Lead Glazed	Exterior Spalled	Brown									
90.38			18		14	2		1	2	H	Household	Ceramic	Coarse Earthenware	Hollowware		Body Sherd		Redware	Lead Glazed	Exterior Spalled	Brown, Dark							Sherds do not mend.		
90.39			18		14	2		1	3	H	Household	Ceramic	Coarse Earthenware	Hollowware		Body Sherd		Redware	Lead Glazed	Double Glazed	Brown & Dark Brown			w/ self				Exterior is brown glazed; interior is dark brown glazed. Two sherds mend but all three could belong to the same vessel.		Wells 2000:324-326
90.4			18		14	2		1	2	H	Household	Ceramic	Refined Earthenware	Hollowware		Body/Rim Sherd		Pearlware	Painted		Blue	Indeterminate		w/ self				Not enough of decoration remains to identify pattern. Sherds mend.	1775-1830	Miller et al 2000:12
90.40			18		14	2		1	2	H	Household	Ceramic	Coarse Earthenware	Hollowware		Body Sherd		Redware	Lead Glazed	Single Glazed	Brown, Dark							Interior glazed; exterior unglazed. Possible reeded decoration on exterior. Sherds do not mend but could belong to the same vessel.		
90.41			18		14	2		1	3	H	Household	Ceramic	Coarse Earthenware	Hollowware		Body Sherd		Redware	Lead Glazed	Single Glazed	Brown, Light							Interior glazed; exterior unglazed. Multiple vessels represented.		
90.42			18		14	2		1	2	H	Household	Ceramic	Coarse Earthenware	Hollowware		Rim Sherd		Redware	Lead Glazed	Single Glazed	Brown, Dark							German-style rims. Interior glazed; exterior unglazed. Multiple vessels represented.		
90.43			18		14	2		1	1	H	Household	Ceramic	Coarse Earthenware	Hollowware		Rim Sherd		Redware	Lead Glazed	Single Glazed	Brown							German-style rims. Interior glazed; exterior unglazed.		
90.44			18		14	2		1	1	H	Household	Ceramic	Coarse Earthenware	Hollowware		Rim Sherd		Redware	Interior Spalled, Exterior Unglazed.									Possible German-style rim.		
90.45			18		14	2		1	1	H	Household	Ceramic	Coarse Earthenware	Hollowware		Rim Sherd		Redware	Unglazed											
90.46			18		14	2		1	1	H	Household	Ceramic	Coarse Earthenware	Hollowware		Rim Sherd		Redware	Interior Spalled, Exterior Unglazed											
90.47			18		14	2		1	1	H	Household	Ceramic	Refined Earthenware	Hollowware		Body Sherd		Tin Glazed										Double-glazed with gray colored glaze.		
90.48			18		14	2		1	3	H	Household	Ceramic	Coarse Earthenware	Hollowware		Base Sherd		Redware	Lead Glazed	Single Glazed	Brown			w/ self				Interior glazed; exterior unglazed. Sherds mend.		
90.49			18		14	2		1	1	H	Household	Ceramic	Coarse Earthenware	Hollowware		Base Sherd		Redware	Lead Glazed	Single Glazed	Brown, Dark							Interior glazed; exterior unglazed. Base likely belonged to a large hollowware.		
90.5			18		14	2		1	1	H	Household	Ceramic	Refined Earthenware	Hollowware		Body Sherd		Pearlware	Painted		Blue	Indeterminate						Not enough of decoration remains to identify pattern.	1775-1830	Miller et al 2000:12
90.50			18		14	2		1	2	H	Household	Ceramic	Coarse Earthenware	Hollowware		Base Sherd		Redware	Lead Glazed	Single Glazed	Brown, Light			w/ self				Interior glazed; exterior unglazed. Sherds mend.		
90.51			18		14	2		1	11	H	Household	Ceramic	Coarse Earthenware	Hollowware		Body/Rim Sherd		Redware	Lead Glazed	Double Glazed	Light Brown & Green			w/ self				Two sherds mend but all could belong to the same vessel. Interior of sherds is light brown glazed with some white bands. Exterior of sherds is covered in white glaze with some green slip on top of it in places.		
90.52			18		14	2		1	1	H	Household	Ceramic	Coarse Earthenware	Pan		Rim Sherd		Redware	Slip Decorated	Single Glazed	Brown, Green, & White	Trailed Slip						Wavy brown slip line visible on interior of rim. White and green glaze/slip visible on the body under the rim. White slip line visible on edge of rim.	-1870	
90.53			18		14	2		1	1	H	Household	Ceramic	Coarse Earthenware	Hollowware		Body Sherd		Redware	Lead Glazed	Interior Spalled	Green, Dark									
90.54			18		14	2		1	1	H	Household	Ceramic	Coarse Earthenware	Hollowware		Body Sherd		Redware	Slip Decorated	Single Glazed	White, Brown, & Green	Trailed Slip						Fragments of wavy slip lines visible on interior.		
90.55			18		14	2		1	1	H	Household	Ceramic	Coarse Earthenware	Hollowware		Body Sherd		Redware	Slip Decorated		Dark Green & White	Trailed Slip						Fragments of a white and dark green slip line is visible on interior. Likely part of vessel C-0055.		
90.56			18		14	2		1	1	H	Household	Ceramic	Coarse Earthenware	Hollowware		Body Sherd		Redware	Slip Decorated	Exterior Spalled	White	Trailed Slip						Fragment of a white slip line is visible on interior.		
90.57			18		14	2		1	1	H	Household	Ceramic	Coarse Earthenware	Hollowware		Body Sherd		Redware	Lead Glazed	Double Glazed	Dark Brown, White, & Green							Exterior is dark brown glazed; interior is covered in white glaze/slip and looks like it possibly has a layer of green slip on top of it.		
90.58			18		14	2		1	1	H	Household	Ceramic	Coarse Earthenware	Hollowware		Body Sherd		Redware	Slip Decorated	Double Glazed	White & Dark green	Trailed Slip						Part of a handle is present. Likely belonging to a medium/large-sized vessel. One white slip line is visible on the exterior, under dark green glaze. Interior is dark brown glazed with a green tint.		
90.59			18		14	2		1	1	H	Architectural	Ceramic	Coarse Earthenware	Brick, Fragment	Orange														
90.6			18		14	2		1	1	H	Household	Ceramic	Refined Earthenware	Flatware		Base Sherd		Pearlware	Printed		Blue	Indeterminate						Not enough of decoration remains to identify pattern. Likely a Chinese pattern.	1803-1830	www.jefpat.org
90.60			18		14	2		1	1	H	Architectural	Ceramic	Coarse Earthenware	Brick, Fragment	Red														

FS	SB	Fea	TU	STP	Cxt	Strat	Hzn	AU	Count	H/P	Group	Class	Material	Object	Object Color	Part	Manufacture Technique	Ware	1st Decoration	2nd Decoration	Decoration Color	Pattern/Motif	Makers Mark	Mends	Vessel #	Common Name (Species)	Typology	Comments	Dates	Reference
90.61			18		14	2		1	1	H	Toy/Recreation	Ceramic	Refined Earthenware	Marble	Buff	Complete		White Ball Clay	Unglazed											
90.62			18		14	2		1	1	H	Toy/Recreation	Ceramic	Refined Earthenware	Marble	Buff	Complete		White Ball Clay	Unglazed											
90.63			18		14	2		1	1	O	Food Related	Fauna	Shell	Shell Hinge											Oyster				
90.64			18		14	2		1	0	O	Food Related	Fauna	Shell	Shell Fragment											Oyster		Count = 3		
90.65			18		14	2		1	4	H	Architectural	Other	Composite	Mortar		Fragment													
90.66			18		14	2		1	3	O	Indeterminate	Fauna	Bone	Bone		Fragment									Unidentified Bird				
90.67			18		14	2		1	2	O	Food Related	Fauna	Bone	Bone		Fragment									Unidentified Mammal		Cut marks visible.		
90.68			18		14	2		1	2	O	Indeterminate	Fauna	Bone	Tooth		Fragment									Unidentified Mammal				
90.69			18		14	2		1	37	O	Indeterminate	Fauna	Bone	Bone		Fragment									Unidentified Mammal		No cut or butcher marks visible.		
90.7			18		14	2		1	1	H	Household	Ceramic	Refined Earthenware	Hollowware		Body Sherd		Pearlware	Printed		Blue	Indeterminate					Not enough of decoration remains to identify pattern.	1803-1830	www.jefpat.org
90.70			18		14	2		1	3	H	Indeterminate	Synthetic	Plastic	Indeterminate	White	Fragment											Unidentified, 20th century plastic.	1915-	Miller et al 2000:16, www.jefpat.org
90.71			18		14	2		1	13	H	Architectural	Glass	Common Glass	Window Glass	Aqua	Fragment													
90.72			18		14	2		1	2	H	Architectural	Glass	Common Glass	Window Glass	Aqua	Fragment											Glass is heavily patinated and very weathered.		
90.73			18		14	2		1	1	H	Household	Glass	Common Glass	Bottle	Aqua, Dark	Body Sherd	Indeterminate										Curved dark aqua bottle sherd; likely mouth blown.		
90.74			18		14	2		1	3	H	Household	Glass	Common Glass	Container Glass	Aqua	Body Sherd	Indeterminate										Curved aqua sherds; likely mouth blown. Sherds do not mend.		
90.75			18		14	2		1	1	H	Household	Glass	Common Glass	Bottle	Aqua, Light	Finish	Mouth Blown, General										Folded-out finish belonging to a very small bottle or vial.		
90.76			18		14	2		1	2	H	Household	Glass	Non-Lead Glass	Container Glass	Colorless	Body Sherd	Indeterminate										Thick, curved sherds that are slightly solarized. Sherds do not mend but likely belong to the same vessel.		
90.77			18		14	2		1	1	H	Household	Glass	Non-Lead Glass	Container Glass	Colorless	Body Sherd	Indeterminate										Curved sherd.		
90.78			18		14	2		1	6	H	Lighting	Glass	Lead	Lamp Glass	Colorless	Body Sherd	Indeterminate										Curved lamp glass sherds.		
90.79			18		14	2		1	2	H	Fuel	Lithic	Coal	Coal Fragment															
90.8			18		14	2		1	1	H	Household	Ceramic	Refined Earthenware	Flatware		Rim Sherd		Whiteware	Flow Printed		Blue, Dark	Indeterminate					Not enough of decoration remains to identify pattern.	1835-1925	Snyder 1992
90.80			18		14	2		1	1	H	Indeterminate	Synthetic	Plastic	Indeterminate	Colorless	Fragment											20th century plastic fragment.	1915-	Miller et al 2000:16, Miller et al 2000:12
90.81			18		14	2		1	1	H	Indeterminate	Synthetic	Plastic	Indeterminate	White	Complete											20th century plastic object. Possibly a cap of some kind.	1915-	Miller et al 2000:16, Miller et al 2000:12
90.82			18		14	2		1	1	H	Household	Metal	White Metal	Utensil		Handle	Indeterminate										Utensil handle fragment.		Miller et al 2000:12
90.83			18		14	2		1	1	H	Tack	Metal	Iron	Horseshoe		Fragment	Cast												
90.84			18		14	2		1	1	H	Hardware	Metal	Iron	Washer		Complete	Indeterminate												
90.85			18		14	2		1	1	H	Personal	Metal	Iron	Buckle		Fragment	Indeterminate										Small thin rusted buckle.		
90.86			18		14	2		1	1	H	Indeterminate	Metal	Iron	Ring		Complete	Indeterminate										Unidentified iron ring, possibly from a chain.		
90.87			18		14	2		1	3	H	Architectural	Metal	Iron	Nail		Complete	Square										Too rusted to identify manufacturing technique more specifically.		
90.88			18		14	2		1	8	H	Architectural	Metal	Iron	Nail		Almost Complete	Cut										Heads are missing. Cannot determine what kinds of cut nails they are.		
90.89			18		14	2		1	1	H	Architectural	Metal	Iron	Nail		Complete	Cut										Clinched nail. Cannot determine what kind of cut nail it is but it is likely hand-headed.		
90.9			18		14	2		1	2	H	Household	Ceramic	Refined Earthenware	Plate		Rim Sherd		Pearlware	Molded Pattern	Painted	Green	Shell Edge, Even Scalloped, Straight Lines					Separate vessels represented.	1800-1840	www.jefpat.org
90.90			18		14	2		1	9	H	Architectural	Metal	Iron	Nail		Complete	Cut										Machine-cut and headed nails but cannot determine if they are earlier cut nails or later cut nails.	1810-	Wells 2000:324-326, Azizi et al 1996
90.91			18		14	2		1	45	H	Architectural	Metal	Iron	Nail		Complete	Cut										Short nails; likely lath nails or finishing nails. Cannot determine what kind of cut nails they are.		
90.92			18		14	2		1	3	H	Architectural	Metal	Iron	Nail		Complete	Cut										Later cut nails, machine-headed. Small nails, likely finishing nails. Not very rusted.	1830-	Wells 2000:324-326
90.93			18		14	2		1	2	H	Architectural	Metal	Iron	Nail		Complete	Cut										Earlier cut nails, machine-headed. Small nails, likely finishing nails. Not very rusted.	1810-	Wells 2000:324-326
90.94			18		14	2		1	1	H	Architectural	Metal	Iron	Nail		Complete	Cut										Hand-headed.	1790-1830	Wells 2000:323-325
90.95			18		14	2		1	4	H	Architectural	Metal	Iron	Nail		Complete	Cut										Cannot determine what kind of cut nails they are; likely hand-headed.		
90.96			18		14	2		1	4	H	Architectural	Metal	Iron	Nail		Complete	Wire											1880-	Wells 2000:326-327
90.97			18		14	2		1	1	H	Architectural	Metal	Iron	Nail		Complete	Wire										Short wire nail, possibly a tack.	1880-	Wells 2000:326-327
90.98			18		14	2		1	2	H	Architectural	Metal	Iron	Nail		Fragment	Square										Nails missing bottoms; cannot determine what kind of cut nails they are.		
90.99			18		14	2		1	1	H	Architectural	Metal	Iron	Nail		Complete	Cut										Possibly an L-head lath nail.		
91.1			18		16	3		2	2	H	Household	Ceramic	Refined Earthenware	Flatware		Body Sherd		Whiteware	Printed		Purple	Floral						1829-1915	www.jefpat.org
91.10			18		16	3		2	3	H	Household	Ceramic	Refined Earthenware	Indeterminate		Body Sherd		Whiteware	Printed	Exterior Spalled	Blue	Indeterminate					sherds from multiple vessels	1815-1915	Azizi et al 1996
91.1053			18		16	3		2	1	H	Household	Ceramic	Coarse Earthenware	Hollowware		Base Sherd		Redware	Slip Decorated	Single Glazed	Yellow, Light Brown	Banded		w/ 91	C-0053			Redware base with a light brown glaze and two trailed slip bands.		
91.11			18		16	3		2	2	H	Household	Ceramic	Refined Earthenware	Hollowware		Body Sherd		Whiteware	Printed		Blue	Indeterminate					sherds from multiple vessels	1815-1915	Azizi et al 1996
91.12			18		16	3		2	1	H	Household	Ceramic	Refined Earthenware	Indeterminate		Body Sherd		Whiteware	Printed		Blue	Indeterminate					printed on the exterior surface	1815-1915	Azizi et al 1996
91.13			18		16	3		2	1	H	Household	Ceramic	Refined Earthenware	Hollowware		Rim Sherd		Whiteware	Printed		Blue	Indeterminate					printed on both surfaces	1815-1915	Azizi et al 1996
91.14			18		16	3		2	1	H	Household	Ceramic	Refined Earthenware	Indeterminate		Rim Sherd		Whiteware	Printed		Blue	Indeterminate					printed on interior surface	1815-1915	Azizi et al 1996
91.15			18		16	3		2	1	H	Household	Ceramic	Refined Earthenware	Indeterminate		Rim Sherd		Whiteware	Painted		Blue	Indeterminate					small sherd with blue line painted around the rim edge	1815-2017	Azizi et al 1996
91.16			18		16	3		2	1	H	Household	Ceramic	Refined Earthenware	Hollowware		Rim Sherd		Pearlware	Painted		Earth Tone Colors	Floral					floral decoration on the exterior surface, brown line around the rim edge on both surfaces	1795-1830	Miller et al 2000:12, Azizi et al 1996
91.17			18		16	3		2	3	H	Household	Ceramic	Refined Earthenware	Hollowware		Body Sherd		Pearlware	Painted		Earth Tone Colors	Indeterminate					sherds from multiple vessels, painted on the exterior surface	1795-1830	Miller et al 2000:12
91.18			18		16	3		2	2	H	Household	Ceramic	Refined Earthenware	Flatware		Base Sherd		Pearlware	Painted		Earth Tone Colors	Floral					base sherds with footrings, multiple vessels	1795-1830	Miller et al 2000:12

FS	SB	Fea	TU	STP	Cxt	Strat	Hzn	AU	Count	H/P	Group	Class	Material	Object	Object Color	Part	Manufacture Technique	Ware	1st Decoration	2nd Decoration	Decoration Color	Pattern/Motif	Makers Mark	Mends	Vessel #	Common Name (Species)	Typology	Comments	Dates	Reference
91.19			18		16	3		2	3	H	Household	Ceramic	Refined Earthenware	Indeterminate		Body Sherd		Pearlware	Painted		Earth Tone Colors	Floral						sherds from multiple vessels, painted on the interior surface	1795-1830	Miller et al 2000:12
91.2			18		16	3		2	1	H	Household	Ceramic	Refined Earthenware	Plate		Rim Sherd		Pearlware/Whiteware	Molded Pattern	Painted	Green	Shell Edge, Even Scalloped, Curved Lines						Small sherd	1800-1840	www.jefpat.org, Miller et al 2000:12
91.20			18		16	3		2	1	H	Household	Ceramic	Refined Earthenware	Indeterminate		Body Sherd		Whiteware	Painted		Chrome Colors	Floral						painted on the interior surface	1830-1880	www.jefpat.org
91.21			18		16	3		2	1	H	Household	Ceramic	Refined Earthenware	Hollowware	Red	Body Sherd		Tin Glazed-Red Bodied	Painted		Blue	Indeterminate						gray glaze on both surfaces, exterior has a blue painted decoration		Miller et al 2000:12
91.22			18		16	3		2	5	H	Household	Ceramic	Coarse Earthenware	Indeterminate		Body Sherd		Redware	Unglazed									sherds from multiple vessels		Miller et al 2000:12
91.23			18		16	3		2	7	H	Household	Ceramic	Coarse Earthenware	Indeterminate		Body Sherd		Redware	Interior Spalled											Madsen & White 2011:116
91.24			18		16	3		2	7	H	Household	Ceramic	Coarse Earthenware	Indeterminate		Body Sherd		Redware	Lead Glazed	Exterior Spalled	Brown							sherds from multiple vessels		Sprague 2002:115
91.25			18		16	3		2	5	H	Household	Ceramic	Coarse Earthenware	Hollowware		Body Sherd		Redware	Lead Glazed	Double Glazed	Brown							sherds from multiple vessels		
91.26			18		16	3		2	71	H	Household	Ceramic	Coarse Earthenware	Indeterminate		Body Sherd		Redware	Lead Glazed	Single Glazed	Brown							sherds from multiple vessels		
91.27			18		16	3		2	3	H	Household	Ceramic	Coarse Earthenware	Hollowware		Base Sherd		Redware	Lead Glazed	Single Glazed	Brown							sherds from multiple vessels, flat bottom		
91.28			18		16	3		2	2	H	Household	Ceramic	Coarse Earthenware	Hollowware		Rim Sherd		Redware	Lead Glazed	Single Glazed	Brown							sherds from multiple vessels, rolled rim		
91.29			18		16	3		2	11	H	Household	Ceramic	Coarse Earthenware	Hollowware		Body Sherd		Redware	Slip Decorated	Single Glazed	Yellow, White, Dark Brown	Trailed Slip						sherds from multiple vessels. Some sherds are likely part of existing vessels.	-1870	Azizi et al 1996
91.3			18		16	3		2	5	H	Household	Ceramic	Refined Earthenware	Indeterminate		Body Sherd		Whiteware	Indeterminate									sherds from multiple vessels	1815-2017	Azizi et al 1996
91.30			18		16	3		2	1	H	Household	Ceramic	Coarse Earthenware	Dish		Rim Sherd		Redware	Slip Decorated	Single Glazed	Yellow & Green	Trailed Slip						German-style coggled rim. Straight yellow slip line visible on top of rim. Undulating green slip line visible under rim.	-1870	
91.31			18		16	3		2	1	H	Household	Ceramic	Coarse Earthenware	Pan/Dish		Base Sherd		Redware	Slip Decorated	Single Glazed	Yellow, Green, Dark Brown	Trailed Slip						Much of the glaze is spalled off but sherd looks like it could belong to either vessel # C-0050 or C-0052.	-1870	
91.32			18		16	3		2	2	H	Household	Ceramic	Coarse Earthenware	Indeterminate		Body Sherd		Redware	Slip Decorated	Interior Spalled	Green	Indeterminate						entire exterior surface is a dark green brown color		
91.33			18		16	3		2	5	H	Household	Ceramic	Coarse Earthenware	Hollowware		Body/Rim Sherd		Redware	Slip Decorated	Double Glazed	White, Green	Indeterminate						sherds from same vessel, large areas of white slip with light green patches on both surfaces		
91.34			18		16	3		2	1	H	Personal	Ceramic	Refined Earthenware	Smoking Pipe		Pipe Bowl		White Ball Clay	Indeterminate									interior surface is charred		
91.35			18		16	3		2	2	O	Indeterminate	Fauna	Bone	Tooth		Complete										Unidentified Mammal		1 molar and 1 other		
91.36			18		16	3		2	18	O	Indeterminate	Fauna	Bone	Bone		Fragment										Unidentified Mammal		small fragments from various bones		
91.37			18		16	3		2	4	O	Indeterminate	Fauna	Bone	Bone		Fragment										Unidentified Mammal		curved fragments, probably rib, smaller mammal		
91.38			18		16	3		2	1	O	Food Related	Fauna	Bone	Bone		Fragment										Unidentified Mammal		long bone fragment with sawn end		
91.39			18		16	3		2	1	O	Food Related	Fauna	Bone	Bone		Fragment										Unidentified Mammal		rib fragment from a larger mammal, knife marks		
91.40			18		16	3		2	1	O	Food Related	Fauna	Shell	Shell Hinge		Complete										Oyster				Wells 2000:324-326
91.4			18		16	3		2	2	H	Household	Ceramic	Refined Earthenware	Flatware		Base Sherd		Whiteware	Indeterminate									base sherds with round footring	1815-2017	Azizi et al 1996
91.41			18		16	3		2	4	O	Food Related	Fauna	Shell	Shell Fragment												Oyster				
91.42			18		16	3		2	1	H	Household	Ceramic	Stoneware	Hollowware	Gray	Handle Sherd		Salt Glazed, Gray/Buff Bodied										inch wide handle sherd		Wells 2000:324-326
91.43			18		16	3		2	5	H	Architectural	Other	Composite	Mortar	Gray	Fragment														
91.44			18		16	3		2	1	H	Architectural	Ceramic	Coarse Earthenware	Brick, Fragment	Orange													corner of a brick, graze glaze on two sides		
91.45			18		16	3		2	2	H	Architectural	Ceramic	Coarse Earthenware	Brick, Fragment	Orange															
91.46			18		16	3		2	16	H	Architectural	Glass	Common Glass	Window Glass	Aqua	Fragment														
91.47			18		16	3		2	2	H	Household	Glass	Non-Lead Glass	Container Glass	Colorless	Body Sherd	Mold Blown, Indeterminate											sherds from multiple vessels		
91.48			18		16	3		2	4	H	Household	Glass	Common Glass	Container Glass	Aqua	Body Sherd	Mold Blown, Indeterminate											sherds from multiple vessels		
91.49			18		16	3		2	1	H	Household	Glass	Lead	Container Glass	Colorless	Body Sherd	Mold Blown, Indeterminate													
91.5			18		16	3		2	9	H	Household	Ceramic	Refined Earthenware	Indeterminate		Body Sherd		Creamware	Indeterminate									sherds from multiple vessels	1762-1820	Miller et al 2000:12, Azizi et al 1996
91.50			18		16	3		2	1	H	Household	Glass	Non-Lead Glass	Container Glass	Amber	Body Sherd	Mold Blown, Indeterminate													
91.51			18		16	3		2	1	H	Household	Glass	Common Glass	Container Glass	Green	Body Sherd	Mold Blown, Indeterminate													
91.52			18		16	3		2	3	H	Architectural	Glass	Common Glass	Window Glass	Aqua	Fragment												patinated		Azizi et al 1996
91.53			18		16	3		2	1	H	Household	Glass	Common Glass	Container Glass	Green	Body Sherd	Indeterminate											patinated		Miller et al 2000:12
91.54			18		16	3		2	1	H	Furniture	Glass	Common Glass	Mirror Glass	Aqua	Fragment														
91.55			18		16	3		2	67	H	Indeterminate	Metal	Iron	Indeterminate		Fragment	Indeterminate											flat rusted can fragments		Sprague 2002:115
91.56			18		16	3		2	1	H	Hardware	Metal	Iron	Wire		Fragment	Indeterminate											twisted fragment about 4 inches long		
91.57			18		16	3		2	1	H	Indeterminate	Metal	Iron	Hook		Fragment	Indeterminate											wire with circular hoop on one end and other end is hooked		Wells 2000:324-326
91.58			18		16	3		2	1	H	Architectural	Metal	Iron	Nail		Fragment	Indeterminate											rusted fragment		Wells 2000:324-326
91.59			18		16	3		2	2	H	Architectural	Metal	Iron	Nail		Complete	Cut											complete bent nails	1810-1890	Wells 2000:324-326
91.60			18		16	3		2	26	H	Architectural	Metal	Iron	Nail		Complete	Cut											most are complete	1810-1890	Wells 2000:324-326
91.6			18		16	3		2	7	H	Household	Ceramic	Refined Earthenware	Indeterminate		Rim Sherd		Creamware	Indeterminate									sherds from multiple vessels	1762-1820	Miller et al 2000:12
91.61			18		16	3		2	1	H	Personal	Metal	Copper Alloy	Button		Complete												flat metal disk with wire hoop attachment		
91.62			18		16	3		2	1	H	Indeterminate	Metal	Copper Alloy	Indeterminate		Complete	Indeterminate											small knob or finial with a treaded post		
91.63			18		16	3		2	1	H	Toy/Recreation	Synthetic	Plastic	Toy, Unidentified	Black	Complete												small plastic hammer possibly from a Lego set		
91.64			18		16	3		2	1	H	Household	Ceramic	Refined Earthenware	Plate		Rim Sherd		Pearlware/Whiteware	Molded Pattern	Painted	Green	Shell Edge, Even Scalloped, Curved Lines						Small sherd with curved green molded design	1800-1840	www.jefpat.org
91.65			18		16	3		2	1	H	Household	Ceramic	Refined Earthenware	Plate		Rim Sherd		Pearlware/Whiteware	Molded Pattern	Painted	Green	Shell Edge, Even Scalloped, Curved Lines						Small sherd with curved green molded design, spalled exterior	1800-1840	www.jefpat.org
91.66			18		16	3		2	1	H	Household	Ceramic	Refined Earthenware	Indeterminate		Rim Sherd		Whiteware	Printed		Blue	Indeterminate						blue printed, design along rim, not enough to determine pattern	1815-1915	Azizi et al 1996
91.67			18		16	3		2	1	H	Household	Ceramic	Refined Earthenware	Indeterminate		Rim Sherd		Whiteware	Printed		Blue	Indeterminate						Blue printed, not enough to determine pattern	1815-1915	Azizi et al 1996
91.68			18		16	3		2	1	H	Household	Ceramic	Refined Earthenware	Hollowware		Body Sherd		Whiteware	Printed		Blue	Indeterminate						Printed on both surfaces, not enough to determine pattern	1815-1915	Azizi et al 1996

FS	SB	Fea	TU	STP	Cxt	Strat	Hzn	AU	Count	H/P	Group	Class	Material	Object	Object Color	Part	Manufacture Technique	Ware	1st Decoration	2nd Decoration	Decoration Color	Pattern/Motif	Makers Mark	Mends	Vessel #	Common Name (Species)	Typology	Comments	Dates	Reference
91.69			18		16	3		2	1	H	Household	Ceramic	Coarse Earthenware	Hollowware		Body Sherd		Redware	Slip Decorated	Single Glazed	Brown, Green, Yellow	Other						Wide light slip bands, wavy dark brown line, light green blotch. Rather thick body. Does not mend but could be part of the same vessel as FS # 78.44 & 98.119.		
91.7			18		16	3		2	15	H	Household	Ceramic	Refined Earthenware	Indeterminate		Body Sherd		Pearlware	Indeterminate								sherds from multiple vessels	1775-1840	Azizi et al 1996, Wells 2000
91.70			18		16	3		2	1	H	Household	Ceramic	Coarse Earthenware	Hollowware		Base Sherd		Redware	Slip Decorated	Single Glazed	Green & Yellow	Trailed Slip						Vertical slip lines; likely a dish/pan or bowl.		
91.71			18		16	3		2	1	H	Household	Ceramic	Coarse Earthenware	Dish		Rim Sherd		Redware	Slip Decorated	Single Glazed	Green & Yellow	Trailed Slip						German-style coggled rim with 3 straight yellow slip lines visible with one wavy green slip line present on top of them. Do not mend but likely belong to the same vessel as the sherds in FS # 164.36 & 245.17.		
91.72			18		16	3		2	1	H	Household	Ceramic	Coarse Earthenware	Hollowware		Body Sherd		Redware	Slip Decorated	Single Glazed	Green, White, Dark Brown	Trailed Slip						Body sherd, likely part of vessel # C-0055.		
91.73			18		16	3		2	1	H	Household	Synthetic	Plastic	Indeterminate		Fragment	Indeterminate										Flat plastic fragment.	1915-	Miller et al 2000:16
91.8			18		16	3		2	1	H	Household	Ceramic	Refined Earthenware	Plate		Body Sherd		Pearlware	Indeterminate									1775-1840	Azizi et al 1996
91.9			18		16	3		2	2	H	Household	Ceramic	Refined Earthenware	Indeterminate		Base Sherd		Pearlware	Indeterminate								footring sherds	1775-1840	Azizi et al 1996
92.1			18		25	5		2	1	H	Architectural	Metal	Iron	Nail		Fragment	Indeterminate										Heavily rusted nail fragment.		
92.2			18		25	5		2	1	H	Architectural	Other	Composite	Mortar	White	Fragment											Mortar Fragment.		
92.3			18		25	5		2	1	H	Household	Ceramic	Coarse Earthenware	Indeterminate		Body Sherd		Redware	Lead Glazed	Single Glazed	Brown						Brown glaze on interior. Interior partially spalled.		
92.4			18		25	5		2	1	H	Household	Ceramic	Coarse Earthenware	Indeterminate		Base Sherd		Redware	Slip Decorated	Single Glazed	Yellow	Trailed Slip						Redware base sherd. Yellow slip decoration on interior. Brown glaze on interior.		
92.5			18		25	5		2	1	H	Household	Ceramic	Refined Earthenware	Indeterminate		Rim Sherd		Pearlware	Indeterminate								Pearlware rim sherd. No decoration.	1775-1840	Azizi et al 1996, Miller et al 2000:13
93.10			4		13	1		1	1	H	Household	Ceramic	Refined Earthenware	Indeterminate		Rim Sherd		Whiteware	Printed		Blue	Indeterminate					printed on the exterior surface	1815-1915	Azizi et al 1996
93.1			4		13	1		1	3	O	Indeterminate	Fauna	Bone	Bone		Fragment										Unidentified Mammal		no butcher marks		
93.1002			4		13	1		1	1	H	Household	Ceramic	Coarse Earthenware	Hollowware		Body Sherd		Redware	Lead Glazed	Single Glazed	Brown, Dark			Mends w/ self & 80, 81,77	C-0002			Dark brown mat color on the interior of the vessel.		
93.11			4		13	1		1	3	H	Household	Ceramic	Refined Earthenware	Indeterminate		Body Sherd		Pearlware	Indeterminate	Exterior Spalled								1775-1840	Azizi et al 1996
93.12			4		13	1		1	1	H	Household	Ceramic	Refined Earthenware	Flatware		Base Sherd		Pearlware	Indeterminate								undercut footring	1775-1840	Azizi et al 1996
93.13			4		13	1		1	4	H	Household	Ceramic	Refined Earthenware	Indeterminate		Body Sherd		Creamware	Indeterminate									1762-1820	Miller et al 2000:12
93.14			4		13	1		1	1	H	Household	Ceramic	Refined Earthenware	Indeterminate		Body Sherd		Whiteware	Painted		Chrome Colors	Floral						1830-1880	www.jefpat.org
93.15			4		13	1		1	1	H	Household	Ceramic	Refined Earthenware	Hollowware		Body Sherd		Rockingham	Indeterminate									1830-1940	www.jefpat.org
93.16			4		13	1		1	1	H	Household	Ceramic	Porcelain	Indeterminate		Body Sherd		Porcelain, Chinese Export	Painted		Blue	Indeterminate							
93.17			4		13	1		1	3	H	Household	Ceramic	Porcelain	Indeterminate		Body Sherd		Porcelain, Hard Paste	Indeterminate								two sherds mend		
93.18			4		13	1		1	1	H	Household	Ceramic	Coarse Earthenware	Hollowware		Rim Sherd		Redware	Lead Glazed	Double Glazed	Black						thin rim sherd		Azizi et al 1996
93.19			4		13	1		1	1	H	Household	Ceramic	Coarse Earthenware	Indeterminate		Body Sherd		Redware	Unglazed	Exterior Spalled									
93.2			4		13	1		1	1	H	Household	Glass	Common Glass	Container Glass	Amber	Body Sherd	Mold Blown, Indeterminate												
93.20			4		13	1		1	3	H	Household	Ceramic	Coarse Earthenware	Indeterminate		Body Sherd		Redware	Glaze Not Extant										
93.21			4		13	1		1	11	H	Household	Ceramic	Coarse Earthenware	Indeterminate		Body Sherd		Redware	Lead Glazed	Single Glazed	Brown						sherds from multiple vessels, glazed on the interior surface		Azizi et al 1996
93.22			4		13	1		1	1	H	Household	Ceramic	Coarse Earthenware	Hollowware		Rim Sherd		Redware	Lead Glazed	Single Glazed	Brown						interior glaze end before the rim		Azizi et al 1996
93.23			4		13	1		1	1	H	Household	Ceramic	Coarse Earthenware	Hollowware		Base Sherd		Redware	Lead Glazed	Single Glazed	Brown						flat bottom vessel, interior surface is glazed		Azizi et al 1996
93.24			4		13	1		1	2	H	Household	Ceramic	Coarse Earthenware	Indeterminate		Body/Rim Sherd		Redware	Slip Decorated	Single Glazed	White & Green	Indeterminate						small sherds, entire surface has a slip glaze		
93.25			4		13	1		1	1	H	Architectural	Ceramic	Coarse Earthenware	Brick, Fragment	Orange														Miller et al 2000:12
93.26			4		13	1		1	1	H	Personal	Fauna	Shell	Button		Almost Complete										Oyster		two hole button, weathered		
93.27			4		13	1		1	1	H	Personal	Metal	Iron	Button		Almost Complete												Rusted four hole metal button.		
93.28			4		13	1		1	1	H	Personal	Metal	Iron	Button		Fragment			Molded Pattern									Two hole metal button with geometric bunt-like design.		
93.29			4		13	1		1	11	H	Architectural	Metal	Iron	Nail		Complete	Wire												1885-	Wells 2000:326-327
93.30			4		13	1		1	22	H	Architectural	Metal	Iron	Nail		Fragment	Cut										shaft fragments	1790-1890	Wells 2000:323-325
93.3			4		13	1		1	6	H	Architectural	Glass	Common Glass	Window Glass	Aqua	Fragment													Miller et al 2000:12
93.31			4		13	1		1	16	H	Architectural	Metal	Iron	Nail		Complete	Cut										bent nails, machine heads	1810-1890	Wells 2000:324-326, Miller et al 2000:12
93.32			4		13	1		1	43	H	Architectural	Metal	Iron	Nail		Complete	Cut										machine heads	1810-1890	Wells 2000:324-326
93.33			4		13	1		1	1	H	Personal	Metal	Iron	Clothes Pin		Spring	Indeterminate										metal spring from a clothes pin	1887-	Miller et al 2000:16, Lehner 1988:248, 251
93.4			4		13	1		1	2	H	Household	Glass	Common Glass	Container Glass	Aqua	Body Sherd	Mold Blown, Indeterminate										sherds from multiple vessels		Wells 2000:324-326
93.5			4		13	1		1	3	H	Household	Glass	Non-Lead Glass	Container Glass	Colorless	Body Sherd	Mold Blown, Indeterminate												
93.6			4		13	1		1	2	H	Lighting	Glass	Lead	Lamp Glass	Colorless	Body Sherd	Indeterminate												
93.7			4		13	1		1	3	H	Fuel	Lithic	Coal	Cinder	White														
93.8			4		13	1		1	1	H	Household	Ceramic	Refined Earthenware	Hollowware		Body Sherd		Pearlware/Whiteware	Dipt		Blue	Banded		1			charred sherd	1775-1920	www.jefpat.org
93.9			4		13	1		1	1	H	Household	Ceramic	Refined Earthenware	Indeterminate		Rim Sherd		Unidentified Refined Earthenware	Painted		Indeterminate	Banded					burned sherd, painted line around the rim edge		
94.1			4		14	2		1	14	H	Architectural	Metal	Iron	Nail		Complete	Cut										Multiple rusted cut nails.	1830-1890	Wells 2000:324-326
94.10			4		14	2		1	1	H	Hardware	Metal	Iron	Screw		Complete	Indeterminate										Rusted complete screw. Flat head.		

FS	SB	Fea	TU	STP	Cxt	Strat	Hzn	AU	Count	H/P	Group	Class	Material	Object	Object Color	Part	Manufacture Technique	Ware	1st Decoration	2nd Decoration	Decoration Color	Pattern/Motif	Makers Mark	Mends	Vessel #	Common Name (Species)	Typology	Comments	Dates	Reference
94.1009			4		14	2		1	4	H	Household	Ceramic	Refined Earthenware	Saucer		Base/Body/Rim Sherd		White Granite	Undecorated					w/ self	C-0009			White granite saucers. Sherds mend	1840-1930	www.jefpat.org
94.11			4		14	2		1	3	H	Indeterminate	Metal	Iron	Indeterminate		Fragment												Three rusted iron fragments. Flat.		
94.12			4		14	2		1	1	H	Tool	Metal	Iron	Scissors		Complete	Indeterminate											Rusted scissors.		
94.13			4		14	2		1	6	H	Household	Metal	White Metal	Lid		Fragment												Mason jar lid or lid liner fragments.		
94.14			4		14	2		1	10	H	Architectural	Glass	Common Glass	Window Glass	Aqua	Fragment												Multiple window glass fragments.		
94.15			4		14	2		1	1	H	Architectural	Other	Composite	Mortar		Fragment														
94.16			4		14	2		1	2	O	Food Related	Fauna	Shell	Shell Hinge		Almost Complete										Oyster				
94.17			4		14	2		1	1	H	Personal	Fauna	Shell	Button		Complete	Indeterminate											Two-hole shell button.		
94.18			4		14	2		1	1	H	Personal	Fauna	Shell	Button		Complete	Indeterminate											Four-hole shell button.		
94.19			4		14	2		1	1	H	Personal	Ceramic	Porcelain	Button	White	Complete	Pressed	Porcelain, Hard Paste										Prosser Four hole saucer button.	1840-1960	Sprague 2002:111
94.2			4		14	2		1	46	H	Architectural	Metal	Iron	Nail		Fragment	Cut											Multiple rusted cut nail fragments.	1830-1890	Wells 2000:324-326
94.20			4		14	2		1	4	O	Indeterminate	Fauna	Bone	Bone		Fragment										Indeterminate				
94.21			4		14	2		1	4	O	Food Related	Fauna	Bone	Bone		Fragment										Unidentified Mammal		One but is cut and has a puncture hole.		Azizi et al 1996
94.22			4		14	2		1	2	O	Indeterminate	Fauna	Bone	Bone		Fragment										Unidentified Bird				
94.23			4		14	2		1	1	H	Furniture	Glass	Common Glass	Mirror Glass	Aqua	Fragment														
94.24			4		14	2		1	3	H	Household	Glass	Common Glass	Indeterminate	Aqua	Body Sherd	Indeterminate											Multiple aqua colored glass body sherds.		
94.25			4		14	2		1	1	H	Household	Glass	Common Glass	Container Glass	Aqua	Body Sherd	Mold Blown, Indeterminate											Aqua colored body sherd w/ mold seam present.		
94.26			4		14	2		1	2	H	Household	Glass	Common Glass	Jar	Aqua	Body/Rim Sherd	Indeterminate											Sherds do not mend but are from the same jar. Straight finish.		
94.27			4		14	2		1	5	H	Household	Glass	Common Glass	Indeterminate	Olive	Body Sherd	Indeterminate											All sherds probably from the same vessel. Olive colored glass body sherds. Patinated.		
94.28			4		14	2		1	1	H	Household	Glass	Non-Lead Glass	Indeterminate	Colorless	Body Sherd	Indeterminate											Colorless glass body sherd.		
94.29			4		14	2		1	4	H	Household	Glass	Non-Lead Glass	Indeterminate	Colorless	Body/Rim Sherd	Pressed		Molded Pattern			Geometric Pattern						Colorless glass body/rim sherds. Press molded decoration on exterior has a geometric pattern. All from the same vessel.		
94.3			4		14	2		1	5	H	Architectural	Metal	Iron	Nail		Complete	Cut											Small cut nails.	1830-1890	Wells 2000:324-326, Miller et al 2000:13
94.30			4		14	2		1	6	H	Household	Glass	Lead	Indeterminate	Colorless	Body Sherd	Indeterminate											Lead glass body sherds. Colorless. Multiple vessels represented.		
94.31			4		14	2		1	3	H	Architectural	Ceramic	Coarse Earthenware	Brick, Fragment	Orange															
94.32			4		14	2		1	1	H	Household	Ceramic	Stoneware	Indeterminate	Gray	Body Sherd		Salt Glazed, Gray/Buff Bodied										Stoneware body sherd. No glaze on interior.		
94.33			4		14	2		1	2	H	Household	Ceramic	Stoneware	Indeterminate	Gray	Body Sherd		Salt Glazed, Gray/Buff Bodied	Miscellaneous Brown Slip		Brown, Dark							Dark brown slip on interior. Sherds do not mend but could be from the same vessel. Heavily burned.		
94.34			4		14	2		1	1	H	Household	Ceramic	Stoneware	Indeterminate	Gray	Body Sherd		Salt Glazed, Gray/Buff Bodied	Miscellaneous Brown Slip		Brown, Dark							Brown slip on interior & exterior. Heavily burned.		
94.35			4		14	2		1	1	H	Household	Ceramic	Coarse Earthenware	Hollowware	Red	Body Sherd		Tin Glazed-Red Bodied	Painted		Blue	Indeterminate						tin-glazed w/ blue painted decoration on exterior. Red body.		
94.36			4		14	2		1	3	H	Activities	Ceramic	Coarse Earthenware	Flower Pot		Body Sherd		Redware	Unglazed									Multiple flower pots represented.		
94.37			4		14	2		1	1	H	Activities	Ceramic	Coarse Earthenware	Flower Pot		Base Sherd		Redware	Unglazed									Flower pot base sherd. Partial drain hole present.		
94.38			4		14	2		1	2	H	Activities	Ceramic	Coarse Earthenware	Flower Pot		Rim Sherd		Redware	Unglazed									Sherds mend. Unglazed. Flower pot rim sherds.		
94.39			4		14	2		1	17	H	Household	Ceramic	Coarse Earthenware	Indeterminate		Body Sherd		Redware	Lead Glazed	Single Glazed	Brown							Multiple redware body sherds. Brown glaze on interior. Exterior unglazed.		
94.4			4		14	2		1	2	H	Architectural	Metal	Iron	Nail		Complete	Cut											Two rusted cut nails.	1810-1835	Wells 2000:324-326
94.40			4		14	2		1	33	H	Household	Ceramic	Coarse Earthenware	Indeterminate		Body Sherd		Redware	Lead Glazed	Single Glazed	Brown, Dark							Multiple redware body sherds. Dark brown glaze on interior. Exterior unglazed.		
94.41			4		14	2		1	3	H	Household	Ceramic	Coarse Earthenware	Indeterminate		Body Sherd		Redware	Lead Glazed	Exterior Spalled	Brown, Dark							Three vessels represented. Dark brown glaze on interior. Exterior spalled.		
94.42			4		14	2		1	1	H	Household	Ceramic	Coarse Earthenware	Indeterminate		Body Sherd		Redware	Lead Glazed	Interior Spalled	Brown, Dark							Dark brown glaze on exterior. Interior spalled.		
94.43			4		14	2		1	3	H	Household	Ceramic	Coarse Earthenware	Indeterminate		Body Sherd		Redware	Lead Glazed	Exterior Spalled	Brown							Multiple vessels represented. Brown glaze on interior. Exterior spalled.		
94.44			4		14	2		1	4	H	Household	Ceramic	Coarse Earthenware	Indeterminate		Body Sherd		Redware	Indeterminate	Interior Spalled								Multiple vessels represented. Interior spalled. Exterior unglazed.		
94.45			4		14	2		1	2	H	Household	Ceramic	Coarse Earthenware	Hollowware		Body Sherd		Redware	Lead Glazed	Double Glazed	Brown							Two vessels represented. Brown glaze on interior & exterior.		
94.46			4		14	2		1	1	H	Household	Ceramic	Coarse Earthenware	Hollowware		Body Sherd		Redware	Lead Glazed	Double Glazed	Brown							Interior glaze is Brown. Exterior glaze is a brownish green. Hollowware.		Madsen & White 2011:116
94.47			4		14	2		1	2	H	Household	Ceramic	Coarse Earthenware	Indeterminate		Base Sherd		Redware	Lead Glazed	Single Glazed	Brown, Light							Two vessels represented. Light brown glaze on interior. Exterior unglazed.		Miller et al 2000:13
94.48			4		14	2		1	1	H	Household	Ceramic	Coarse Earthenware	Hollowware		Body Sherd		Redware	Lead Glazed	Single Glazed	Brown, Dark							Dark Brown glaze on interior. Exterior is unglazed. One broken edge us partially glazed. Kiln damage. Could be a kiln waster.		Miller et al 2000:13
94.49			4		14	2		1	4	H	Household	Ceramic	Coarse Earthenware	Indeterminate		Base Sherd		Redware	Lead Glazed	Single Glazed	Brown, Dark							Multiple vessels represented. Dark brown glaze on interior.		Miller et al 2000:13
94.5			4		14	2		1	4	H	Architectural	Metal	Iron	Nail		Fragment	Cut											Multiple rusted cut nail fragments.	1810-1835	Wells 2000:324-326
94.50			4		14	2		1	1	H	Household	Ceramic	Coarse Earthenware	Jar		Rim Sherd		Redware	Indeterminate	Interior Spalled								Interior spalled. Exterior unglazed. German style rim.		
94.51			4		14	2		1	2	H	Household	Ceramic	Coarse Earthenware	Indeterminate		Rim Sherd		Redware	Lead Glazed	Single Glazed	Brown, Dark							Dark brown glaze on interior. Small vessel w/ a rounded rim. Sherds could be from the same vessel.		
94.52			4		14	2		1	2	H	Household	Ceramic	Coarse Earthenware	Hollowware		Rim Sherd		Redware	Lead Glazed	Single Glazed	Brown, Dark							Two vessels represented. Pans or bowls w/ German style rims. Dark brown glaze on interior. Exterior unglazed.		
94.53			4		14	2		1	2	H	Household	Ceramic	Coarse Earthenware	Jar		Rim Sherd		Redware	Lead Glazed	Single Glazed	Brown, Dark							Two jars, pans or bowls w/ German style rim. Dark brown glaze on interior. Exterior unglazed.		Miller et al 2000:13
94.54			4		14	2		1	2	H	Household	Ceramic	Coarse Earthenware	Jar		Rim Sherd		Redware	Lead Glazed	Single Glazed	Brown, Dark							Two vessels represented. Jar, pan or bowl w/ German style rim. Dark brown glaze on interior. Exterior unglazed.		
94.55			4		14	2		1	2	H	Household	Ceramic	Coarse Earthenware	Jar		Rim Sherd		Redware	Lead Glazed	Single Glazed	Brown, Dark							Sherds mend. Exterior & interior are partially spalled.		
94.56			4		14	2		1	1	H	Household	Ceramic	Coarse Earthenware	Jar		Rim Sherd		Redware	Lead Glazed	Single Glazed	Brown, Dark							Jar rim sherd. Dark brown glaze on interior. Rounded rim.		
94.57			4		14	2		1	1	H	Household	Ceramic	Coarse Earthenware	Jar		Rim Sherd		Redware	Lead Glazed	Single Glazed	Brown, Dark							Redware rim sherd. Dark brown glaze on interior. Exterior unglazed w/ drips of glaze. Burned. Kiln mark on rim.		
94.58			4		14	2		1	2	H	Household	Ceramic	Coarse Earthenware	Indeterminate		Body Sherd		Redware	Slip Decorated	Single Glazed	Yellow	Trailed Slip						Two vessels represented. Yellow trailed slip lines on interior. Exterior unglazed.		Azizi et al 1996
94.59			4		14	2		1	2	H	Household	Ceramic	Coarse Earthenware	Indeterminate		Body Sherd		Redware	Slip Decorated	Exterior Spalled	Yellow	Trailed Slip						Yellow slip on interior. Exterior spalled. Two vessels represented.		Azizi et al 1996

FS	SB	Fea	TU	STP	Cxt	Strat	Hzn	AU	Count	H/P	Group	Class	Material	Object	Object Color	Part	Manufacture Technique	Ware	1st Decoration	2nd Decoration	Decoration Color	Pattern/Motif	Makers Mark	Mends	Vessel #	Common Name (Species)	Typology	Comments	Dates	Reference
94.6			4		14	2		1	1	H	Architectural	Metal	Iron	Spike		Fragment	Indeterminate											Spike fragment. Rusted. Could be cut or hand forged.		Azizi et al 1996
94.60			4		14	2		1	1	H	Household	Ceramic	Coarse Earthenware	Indeterminate		Body Sherd		Redware	Slip Decorated	Copper Highlights	Yellow	Trailed Slip						Yellow swirled slip decoration on interior w/ copper highlights. Single glazed.		
94.61			4		14	2		1	2	H	Household	Ceramic	Coarse Earthenware	Hollowware		Base/Body Sherd		Redware	Slip Decorated		Yellow	Indeterminate						Yellow slip on interior. Dark brown glaze on exterior. Sherds do not mend but are from the same vessel.		
94.62			4		14	2		1	2	H	Household	Ceramic	Refined Earthenware	Indeterminate		Body Sherd		White Granite	Indeterminate									Two vessels represented. White granite body sherds.	1840-1930	www.jefpat.org
94.63			4		14	2		1	2	H	Household	Ceramic	Refined Earthenware	Saucer		Body/Rim Sherd		White Granite	Indeterminate									Two saucers represented.	1840-1930	www.jefpat.org
94.64			4		14	2		1	1	H	Household	Ceramic	Refined Earthenware	Saucer		Base Sherd		White Granite	Undecorated									Base sherd to a saucer.	1840-1930	www.jefpat.org
94.65			4		14	2		1	3	H	Household	Ceramic	Refined Earthenware	Flatware		Body/Rim Sherd		White Granite	Undecorated									Sherds mend. Flatware.	1840-1930	www.jefpat.org, Miller et al 2000:12
94.66			4		14	2		1	2	H	Household	Ceramic	Refined Earthenware	Flatware		Body/Rim Sherd		White Granite	Molded Pattern			Indeterminate						Two flatware vessels w/ molded decoration on interior.	1840-1930	www.jefpat.org, Azizi et al 1996
94.67			4		14	2		1	1	H	Household	Ceramic	Refined Earthenware	Indeterminate		Body Sherd		Ironstone	Flow Printed		Blue	Indeterminate						Ironstone body sherd w/ remnant blue color from flow printed or painted decoration.	1835-1925	Snyder 1992, Azizi et al 1996
94.68			4		14	2		1	11	H	Household	Ceramic	Refined Earthenware	Indeterminate		Body Sherd		Whiteware	Indeterminate									Multiple vessels represented.	1815-2017	Azizi et al 1996, Miller et al 2000:13
94.69			4		14	2		1	24	H	Household	Ceramic	Refined Earthenware	Indeterminate		Body Sherd		Whiteware	Indeterminate									Multiple vessels represented. One surface spalled.	1815-2017	Azizi et al 1996
94.7			4		14	2		1	7	H	Architectural	Metal	Iron	Nail		Complete	Wire											Multiple rusted wire nails.	1885-2017	Wells 2000:326-327, Azizi et al 1996
94.70			4		14	2		1	2	H	Household	Ceramic	Refined Earthenware	Indeterminate		Body Sherd		Whiteware	Printed		Blue	Indeterminate						Two vessels represented. Printed blue decoration on interior.	1815-1915	Azizi et al 1996
94.71			4		14	2		1	1	H	Household	Ceramic	Refined Earthenware	Plate		Body/Rim Sherd		Whiteware	Printed		Brown	Indeterminate						Interior mostly spalled. Printed brown decoration on interior.	1818-1915	www.jefpat.org
94.72			4		14	2		1	1	H	Household	Ceramic	Refined Earthenware	Plate		Body/Rim Sherd		Whiteware	Painted		Polychrome	Floral						Sherds mend. Painted decoration on exterior has a brown flower w/ partial green decoration.	1830-1880	www.jefpat.org
94.73			4		14	2		1	1	H	Household	Ceramic	Refined Earthenware	Hollowware		Body Sherd		Whiteware	Dipt	Interior Spalled	Blue	Banded						Dipt banded decoration on exterior. Blue bands alternating with white bands. Interior spalled.	1815-1920	Azizi et al 1996, Snyder 1992
94.74			4		14	2		1	3	H	Household	Ceramic	Refined Earthenware	Indeterminate		Body Sherd		Pearlware	Indeterminate									Multiple vessels represented.	1775-1840	Azizi et al 1996, Snyder 1992
94.75			4		14	2		1	3	H	Household	Ceramic	Refined Earthenware	Indeterminate		Body Sherd		Pearlware	Indeterminate	Interior Spalled								Multiple vessels represented. Interior spalled.	1775-1840	Azizi et al 1996
94.76			4		14	2		1	1	H	Household	Ceramic	Refined Earthenware	Indeterminate		Base Sherd		Pearlware	Indeterminate									Pearlware base sherd. Spalled footring. Interior mostly spalled.	1775-1840	Azizi et al 1996
94.77			4		14	2		1	4	H	Household	Ceramic	Refined Earthenware	Indeterminate		Body Sherd		Pearlware	Printed		Blue	Indeterminate						Multiple vessels represented. Blue printed decoration present.	1830-1830	www.jefpat.org
94.78			4		14	2		1	1	H	Household	Ceramic	Refined Earthenware	Hollowware		Body Sherd		Pearlware	Printed		Blue	Indeterminate						Printed blue decoration on exterior.	1803-1830	www.jefpat.org
94.79			4		14	2		1	1	H	Household	Ceramic	Refined Earthenware	Indeterminate		Rim Sherd		Pearlware	Painted		Blue	Lined						Painted blue line near rim.	1775-1830	Miller et al 2000:12
94.8			4		14	2		1	1	H	Architectural	Metal	Iron	Nail		Complete	Wire											Long rusted wire nail.	1885-2017	Wells 2000:326-327
94.80			4		14	2		1	2	H	Household	Ceramic	Refined Earthenware	Indeterminate		Body Sherd		Pearlware	Painted		Earth Tone Colors	Indeterminate						Two pearlware body sherds w/ earth tone painted decorations.	1795-1830	Miller et al 2000:12
94.81			4		14	2		1	2	H	Household	Ceramic	Refined Earthenware	Indeterminate		Body Sherd		Pearlware	Dipt		Blue	Banded						Two pearlware body sherds. Blue dipt banded on exterior.	1775-1860	Azizi et al 1996
94.82			4		14	2		1	1	H	Household	Ceramic	Refined Earthenware	Flatware		Rim Sherd		Pearlware/Whiteware	Molded Pattern	Painted	Blue	Shell Edge, Indeterminate						Molded shell edge, painted blue on interior. Flatware.	1775-1870	www.jefpat.org
94.83			4		14	2		1	1	H	Household	Ceramic	Refined Earthenware	Flatware		Rim Sherd		Pearlware	Molded Pattern	Painted	Green	Shell Edge, Even Scalloped, Curved Lines						Molded shell edge green painted decoration on interior. Flatware.	1800-1840	www.jefpat.org
94.84			4		14	2		1	2	H	Household	Ceramic	Refined Earthenware	Plate		Rim Sherd		Pearlware	Molded Pattern	Painted	Green	Shell Edge, Rococo						Molded shell edge, green painted rococo style rim sherds. Kiln pad mark on interior. Sherds mend. Exterior partially spalled.	1775-1810	www.jefpat.org
94.85			4		14	2		1	11	H	Household	Ceramic	Refined Earthenware	Indeterminate		Body Sherd		Creamware	Indeterminate									Multiple vessels represented. One sherd has a kiln pad mark.	1762-1820	Miller et al 2000:12
94.86			4		14	2		1	3	H	Household	Ceramic	Refined Earthenware	Indeterminate		Body Sherd		Creamware	Indeterminate	Exterior Spalled								Multiple vessels represented. Exterior spalled.	1762-1820	Miller et al 2000:12
94.87			4		14	2		1	3	H	Household	Ceramic	Refined Earthenware	Indeterminate		Rim Sherd		Creamware	Indeterminate									Multiple vessels represented. Rim sherds.	1762-1820	Miller et al 2000:12
94.88			4		14	2		1	1	H	Household	Ceramic	Refined Earthenware	Indeterminate		Body Sherd		Unidentified Refined Earthenware	Indeterminate									Burned body sherd. Unidentified refined earthenware.		Wells 2000:324-326
94.89			4		14	2		1	1	H	Household	Ceramic	Refined Earthenware	Indeterminate		Body Sherd		Unidentified Refined Earthenware	Painted		Blue/Black	Indeterminate						Unidentified refined earthenware body sherd. Blue/black painted decoration on exterior. Heavily burned.		Wells 2000:324-326
94.9			4		14	2		1	1	H	Indeterminate	Metal	Iron	Indeterminate		Fragment	Wire											Iron wire fragment. Could be from a thin wire nail.		
95.1			4		16	3		2	2	H	Household	Ceramic	Refined Earthenware	Indeterminate		Body Sherd		Creamware	Indeterminate									No decoration visible; sherds do not mend.	1762-1820	Miller et al 2000:12
95.10			4		16	3		2	1	H	Household	Ceramic	Coarse Earthenware	Hollowware		Body Sherd		Redware	Lead Glazed	Single Glazed	Brown, Dark							Interior glazed; exterior unglazed. Glaze is almost black in color.		
95.11			4		16	3		2	1	H	Household	Ceramic	Coarse Earthenware	Hollowware		Body Sherd		Redware	Slip Decorated	Single Glazed	Indeterminate	Trailed Slip						Sherd has two straight slip lines but they have completely spalled off. Likely would have been yellow or white in color.		
95.12			4		16	3		2	1	H	Household	Ceramic	Coarse Earthenware	Hollowware		Body Sherd		Redware	Slip Decorated	Single Glazed	Light Brown, Green, & White	Trailed Slip						Fragments of white and green slip lines are visible on light brown glaze.		
95.13			4		16	3		2	2	H	Household	Ceramic	Coarse Earthenware	Hollowware		Body/Rim Sherd		Redware	Slip Decorated	Single Glazed	Light Brown, White, & Dark Brown	Trailed Slip						Sherds do not mend but likely belong to the same vessel. One wavy white slip line visible on each sherd as well as several fragmentary light brown wavy slip lines. Slip lines sit on dark brown glaze.		
95.14			4		16	3		2	1	H	Household	Glass	Common Glass	Indeterminate	Aqua, Light	Body Sherd	Indeterminate										Very thin, light aqua curved sherd.		
95.15			4		16	3		2	1	H	Lighting	Glass	Non-Lead Glass	Lamp Glass	Colorless	Body Sherd	Indeterminate										Thin, colorless lamp glass sherd.		
95.16			4		16	3		2	1	O	Food Related	Fauna	Shell	Shell Hinge												Oyster				
95.17			4		16	3		2	3	O	Indeterminate	Fauna	Bone	Bone		Fragment										Unidentified Mammal	No cut or butcher marks visible.		
95.18			4		16	3		2	1	O	Indeterminate	Fauna	Bone	Bone		Fragment										Unidentified Bird	No cut or butcher marks visible.		
95.2			4		16	3		2	1	H	Household	Ceramic	Refined Earthenware	Indeterminate		Body Sherd		Pearlware	Indeterminate								No decoration visible.	1775-1840	Azizi et al 1996
95.3			4		16	3		2	1	H	Household	Ceramic	Refined Earthenware	Plate		Rim Sherd		Pearlware	Molded Pattern	Painted	Blue	Shell Edge, Even Scalloped, Curved Lines						Not enough rim remains to measure rim diameter.	1800-1840	www.jefpat.org

FS	SB	Fea	TU	STP	Cxt	Strat	Hzn	AU	Count	H/P	Group	Class	Material	Object	Object Color	Part	Manufacture Technique	Ware	1st Decoration	2nd Decoration	Decoration Color	Pattern/Motif	Makers Mark	Mends	Vessel #	Common Name (Species)	Typology	Comments	Dates	Reference
95.4			4		16	3		2	1	H	Household	Ceramic	Refined Earthenware	Plate		Rim Sherd		Pearlware/Whiteware	Molded Pattern	Painted	Blue	Shell Edge, Even Scalloped, Straight Lines						Not enough rim remains to measure rim diameter.	1800-1840	www.jefpat.org
95.5			4		16	3		2	1	H	Household	Ceramic	Refined Earthenware	Indeterminate		Body Sherd		Whiteware	Printed		Blue	Indeterminate						Not enough of decoration remains to identify pattern.	1815-1915	Azizi et al 1996
95.6			4		16	3		2	1	H	Household	Ceramic	Porcelain	Indeterminate		Body Sherd		Porcelain, Chinese Export	Painted, Overglaze		Orange	Indeterminate						Not enough of decoration remains to identify pattern.		
95.7			4		16	3		2	4	H	Household	Ceramic	Coarse Earthenware	Hollowware		Base Sherd		Redware	Lead Glazed	Single Glazed	Brown			w/ self				Sherds mend. Interior glazed; exterior unglazed.		
95.8			4		16	3		2	1	H	Household	Ceramic	Coarse Earthenware	Hollowware		Body Sherd		Redware	Lead Glazed	Single Glazed	Brown, Light							Interior glazed; exterior unglazed.		
95.9			4		16	3		2	3	H	Household	Ceramic	Coarse Earthenware	Hollowware		Body Sherd		Redware	Lead Glazed	Single Glazed	Brown							Interior glazed; exterior unglazed. Multiple vessels represented.		
96.10			20		13	1		1	1	H	Household	Ceramic	Refined Earthenware	Hollowware		Rim Sherd		Pearlware	Painted		Earth Tone Colors	Floral						brown line around the rim edge on both surfaces, floral decoration on the exterior surface	1795-1830	Miller et al 2000:12
96.1			20		13	1		1	20	H	Architectural	Other	Composite	Mortar	Gray	Fragment												mortar fragments with white plaster		
96.11			20		13	1		1	1	H	Household	Ceramic	Refined Earthenware	Indeterminate		Rim Sherd		Whiteware	Indeterminate										1815-2017	Azizi et al 1996
96.12			20		13	1		1	3	H	Household	Ceramic	Refined Earthenware	Indeterminate		Body Sherd		Whiteware	Indeterminate										1815-2017	Azizi et al 1996
96.13			20		13	1		1	53	H	Architectural	Glass	Common Glass	Window Glass	Aqua	Fragment														
96.14			20		13	1		1	4	H	Household	Glass	Common Glass	Container Glass	Aqua	Body Sherd	Mold Blown, Indeterminate											sherds from multiple vessels		
96.15			20		13	1		1	1	H	Household	Glass	Common Glass	Bottle	Aqua	Base/Body Sherd	Mold Blown, Indeterminate											small round bottle/vial		
96.16			20		13	1		1	1	H	Household	Glass	Non-Lead Glass	Container Glass	Colorless	Body Sherd	Mold Blown, Indeterminate													
96.17			20		13	1		1	1	H	Household	Glass	Lead	Container Glass	Colorless	Body Sherd	Mold Blown, Indeterminate													
96.18			20		13	1		1	17	O	Food Related	Fauna	Bone	Bone		Fragment										Unidentified Mammal		cut/sawn, fragments appear to all be from the same bone		
96.19			20		13	1		1	1	O	Indeterminate	Fauna	Bone	Bone		Fragment										Unidentified Bird		long bone fragment, no butcher marks		
96.2			20		13	1		1	1	H	Architectural	Ceramic	Coarse Earthenware	Brick, Fragment	Orange															
96.20			20		13	1		1	1	O	Indeterminate	Fauna	Bone	Tooth		Fragment										Unidentified Mammal		curved rodent incisor		
96.21			20		13	1		1	1	H	Personal	Fauna	Bone	Button		Complete												small four hole button with sunken panel		
96.22			20		13	1		1	1	H	Personal	Synthetic	Rubber	Button		Complete												two hole hard rubber button	1851-	Miller et al 2000:16, Azizi et al 1996
96.23			20		13	1		1	1	H	Personal	Glass	Non-Lead Glass	Bead		Complete												Colorless glass hexagon shaped bead.		
96.24			20		13	1		1	5	H	Indeterminate	Metal	Iron	Indeterminate		Fragment	Indeterminate											small flat rusted metal fragments		
96.25			20		13	1		1	1	H	Indeterminate	Metal	Copper Alloy	Indeterminate		Fragment	Indeterminate											small flat triangle shaped fragment		
96.26			20		13	1		1	3	H	Architectural	Metal	Iron	Nail		Fragment	Cut											shaft fragments	1790-1890	Wells 2000:323-325, www.jefpat.org
96.27			20		13	1		1	16	H	Architectural	Metal	Iron	Nail		Complete	Cut											machine headed	1810-1890	Wells 2000:324-326
96.28			20		13	1		1	2	H	Architectural	Metal	Iron	Nail		Complete	Wire												1885-	Wells 2000:326-327
96.29			20		13	1		1	1	H	Indeterminate	Metal	Iron	Indeterminate		Fragment	Indeterminate											rusted flat metal strip with a hole on one end		
96.3			20		13	1		1	4	H	Household	Ceramic	Coarse Earthenware	Indeterminate		Body Sherd		Redware	Unglazed											
96.30			20		13	1		1	1	H	Hardware	Metal	Copper Alloy	Wire		Fragment												thin copper wire, formed into a loop		
96.31			20		13	1		1	1	H	Arms	Metal	Copper Alloy	Cartridge Case		Complete												.22 caliber shell, rim fired, stamped RM on base	1866-	Miller et al 2000:14, Miller et al 2000:13
96.4			20		13	1		1	8	H	Household	Ceramic	Coarse Earthenware	Indeterminate		Body Sherd		Redware	Lead Glazed	Single Glazed	Brown							sherds from multiple vessels		
96.5			20		13	1		1	1	H	Household	Ceramic	Coarse Earthenware	Indeterminate		Body Sherd		Redware	Slip Decorated	Exterior Spalled	White	Indeterminate						small sherd, entire surface has a white slip glaze		Miller et al 2000:13
96.6			20		13	1		1	1	H	Household	Ceramic	Refined Earthenware	Indeterminate		Rim Sherd		Creamware	Indeterminate										1762-1820	Miller et al 2000:12, Azizi et al 1996
96.7			20		13	1		1	1	H	Household	Ceramic	Refined Earthenware	Indeterminate		Rim Sherd		Pearlware	Indeterminate										1775-1840	Azizi et al 1996
96.8			20		13	1		1	4	H	Household	Ceramic	Refined Earthenware	Indeterminate		Body Sherd		Pearlware	Indeterminate										1775-1840	Azizi et al 1996
96.9			20		13	1		1	1	H	Household	Ceramic	Refined Earthenware	Indeterminate		Body Sherd		Pearlware	Printed		Blue	Indeterminate							1803-1830	www.jefpat.org
97.1			20		14	2		1	43	H	Architectural	Glass	Common Glass	Window Glass	Aqua	Fragment														
97.10			20		14	2		1	1	H	Personal	Metal	White Metal	Button		Almost Complete	Indeterminate											White metal button. Corroded.		
97.1003			20		14	2		1	3	H	Household	Ceramic	Refined Earthenware	Plate		Base/Body/Rim Sherd		White Granite	Undecorated					w/ 97, 156, 86, 77, 81	C-0003			Sherds mend. White granite plate. Lightly stained. Black printed makers mark on ext. base. Has a lion laying on grass w/ "CLEMEN..". Could be Clementson Brothers 1865-1916 or John Clementson 1839-1864.	1839-1916	Godden 1964:149-150
97.1006			20		14	2		1	1	H	Household	Ceramic	Refined Earthenware	Hollowware		Handle		Pearlware	Indeterminate					Mends w/ 350	C-0006			Whiteware handle sherds.	1775-1840	Azizi et al 1996
97.1010			20		14	2		1	3	H	Household	Ceramic	Coarse Earthenware	Hollowware		Base/Body Sherd		Redware	Lead Glazed	Double Glazed	White & orange			Mends w/ self & 77	C-0010			The interior of the vessel is glazed with an orange color and the exterior is glazed with a white glaze.		
97.1016			20		14	2		1	1	H	Household	Ceramic	Refined Earthenware	Flatware		Rim Sherd		Pearlware	Printed		Blue	Indeterminate		Mends w/ 77	C-0016			Interior has blue printed decoration. Could be a Chinese style pattern. On the rim there is a repeating small triangle pattern w/ two thin bands underneath and then a fish scale background w/ geometric circles and scrolls.	1803-1830	www.jefpat.org
97.1017			20		14	2		1	2	H	Household	Ceramic	Refined Earthenware	Indeterminate		Rim Sherd		White Granite	Indeterminate					Mends w/ self & 77.1017	C-0017			Undecorated white granite rim.	1840-1930	www.jefpat.org
97.1018			20		14	2		1	1	H	Household	Ceramic	Refined Earthenware	Indeterminate		Body Sherd		Whiteware	Indeterminate					Mends w/ 77	C-0018			Undecorated whiteware sherds that might be part of the start of a rim or base.	1815-2017	Azizi et al 1996, Miller 1993:13
97.11			20		14	2		1	1	H	Personal	Ceramic	Porcelain	Button	White	Complete	Pressed	Porcelain, Hard Paste										4-hole Prosser saucer button.	1840-1960	Sprague 2002:111
97.12			20		14	2		1	1	H	Toy/Recreation	Metal	Copper Alloy	Gun		Complete	Indeterminate											Tiny toy flint lock gun. Copper alloy. Bent.		Azizi et al 1996
97.13			20		14	2		1	24	H	Furniture	Glass	Common Glass	Mirror Glass	Aqua	Fragment												Two fragments mend. Mirror glass.		www.jefpat.org
97.14			20		14	2		1	14	O	Food Related	Fauna	Bone	Bone		Fragment										Unidentified Mammal		Unidentified mammal bones. Four bone fragments refit. Two are cut on one end. Three fragments have signs of rodent gnawing marks. One long bone has a fracture.		www.jefpat.org

FS	SB	Fea	TU	STP	Cxt	Strat	Hzn	AU	Count	H/P	Group	Class	Material	Object	Object Color	Part	Manufacture Technique	Ware	1st Decoration	2nd Decoration	Decoration Color	Pattern/Motif	Makers Mark	Mends	Vessel #	Common Name (Species)	Typology	Comments	Dates	Reference
97.15			20		14	2		1	1	O	Indeterminate	Fauna	Bone	Tooth		Fragment										Unidentified Mammal		Unidentified mammal tooth fragment.		Azizi et al 1996
97.16			20		14	2		1	1	O	Food Related	Fauna	Bone	Calcined Bone		Fragment										Indeterminate		Calcined bone fragment.		Azizi et al 1996
97.17			20		14	2		1	1	P	Cracked Rock	Lithic	Sandstone	FCR	Red	Fragment														
97.18			20		14	2		1	1	P	Debitage	Lithic	Rhyolite	Trimming Flake	Gray	Proximal													Miller et al 2000:13
97.19			20		14	2		1	1	H	Indeterminate	Glass	Non-Lead Glass	Indeterminate		Almost Complete	Indeterminate											Small diamond shaped glass object. Could be from a chandelier, furniture, or jewelry.		Miller et al 2000:13
97.2			20		14	2		1	40	H	Architectural	Metal	Iron	Nail		Fragment	Cut											Rusted cut nail fragments.	1830-1890	Wells 2000:324-326, Miller et al 2000:13
97.20			20		14	2		1	29	H	Household	Glass	Common Glass	Indeterminate	Aqua	Body Sherd	Indeterminate											Multiple vessels represented.		Miller et al 2000:13
97.21			20		14	2		1	2	H	Household	Glass	Common Glass	Container Glass	Aqua	Body Sherd	Mold Blown, Indeterminate											Two containers represented. Curved body sherds with mold seams.		Miller et al 2000:13
97.22			20		14	2		1	1	H	Household	Glass	Common Glass	Bottle, Condiment	Aqua	Base/Body Sherd	Mold Blown, Mouth		Molded Pattern			Paneled						Square shaped condiment bottle. Probably to a tall mustard bottle. Chamfered corners w/ paneled sides. Heavy patinated.		Miller et al 2000:12
97.24			20		14	2		1	7	H	Household	Glass	Non-Lead Glass	Indeterminate	Colorless	Body Sherd	Indeterminate											Multiple colorless glass body sherds.		Azizi et al 1996
97.25			20		14	2		1	17	H	Household	Glass	Lead	Indeterminate	Colorless	Body Sherd	Indeterminate											Multiple colorless glass body sherds. Lead glass.		Miller et al 2000:13
97.26			20		14	2		1	3	H	Activities	Ceramic	Coarse Earthenware	Flower Pot		Body Sherd		Redware	Unglazed									Multiple flower pots represented. Unglazed.		Miller 1993
97.27			20		14	2		1	44	H	Household	Ceramic	Coarse Earthenware	Indeterminate		Body Sherd		Redware	Lead Glazed	Single Glazed	Brown, Dark							Multiple vessels represented. Dark brown glaze on interior. Exterior unglazed.		
97.28			20		14	2		1	2	H	Household	Ceramic	Coarse Earthenware	Hollowware		Body Sherd		Redware	Lead Glazed	Single Glazed	Brown, Dark							Dark brown glaze on interior. Exterior unglazed w/ incised/ tie-down line on exterior.		
97.29			20		14	2		1	6	H	Household	Ceramic	Coarse Earthenware	Indeterminate		Body Sherd		Redware	Lead Glazed	Exterior Spalled	Brown, Dark							Multiple vessels represented. Exterior spalled. Dark brown glaze on interior.		
97.3			20		14	2		1	12	H	Architectural	Metal	Iron	Nail		Complete	Cut											Multiple rusted cut nails.	1830-1890	Wells 2000:324-326
97.30			20		14	2		1	2	H	Household	Ceramic	Coarse Earthenware	Hollowware		Body Sherd		Redware	Lead Glazed	Double Glazed	Brown, Dark							Two vessels represented. Dark brown glaze on interior & exterior.		
97.3001			20		14	2		1	1	H	Household	Glass	Common Glass	Bottle	Aqua	Base/Body Sherd	Keyed & Hinge Mold							w/ 101, 97	G-0001			Straight-sided bottle with square base, blow pipe pontil scar	-1865	
97.31			20		14	2		1	1	H	Household	Ceramic	Coarse Earthenware	Hollowware		Body/Rim Sherd		Redware	Lead Glazed	Single Glazed	Brown, Dark							Dark brown glaze on interior. Rolled rim.		
97.32			20		14	2		1	1	H	Household	Ceramic	Coarse Earthenware	Indeterminate		Body Sherd		Redware	Lead Glazed	Single Glazed	Brown, Light							Light brown glaze on interior. Exterior unglazed.		
97.33			20		14	2		1	1	H	Household	Ceramic	Coarse Earthenware	Hollowware		Body Sherd		Redware	Lead Glazed	Double Glazed	Brown, Light							Light brown glaze on interior & exterior.		
97.34			20		14	2		1	1	H	Household	Ceramic	Coarse Earthenware	Indeterminate		Body Sherd		Redware	Lead Glazed	Exterior Spalled	Brown, Light							Brown light on interior. Exterior spalled.		
97.35			20		14	2		1	4	H	Household	Ceramic	Coarse Earthenware	Indeterminate		Body Sherd		Redware	Interior Spalled									Interior spalled. Exterior unglazed.		
97.36			20		14	2		1	1	H	Household	Ceramic	Coarse Earthenware	Hollowware		Body Sherd		Redware	Interior Spalled									Interior spalled. Exterior unglazed. Three incised/tie-down lines on exterior.		Miller et al 2000:13
97.37			20		14	2		1	1	H	Household	Ceramic	Coarse Earthenware	Hollowware		Rim Sherd		Redware	Interior Spalled									Small rim sherd. Interior spalled. Exterior unglazed.		
97.38			20		14	2		1	1	H	Household	Ceramic	Coarse Earthenware	Indeterminate		Body Sherd		Redware	Slip Decorated	Exterior Spalled	Yellow	Indeterminate						Exterior spalled. Interior has a brown glaze with yellow trailed slip that is mostly spalled.		Miller et al 2000:12
97.39			20		14	2		1	1	H	Household	Ceramic	Coarse Earthenware	Indeterminate		Body Sherd		Redware	Slip Decorated	Exterior Spalled	Brown, Dark							Exterior spalled. Brown glaze on interior w/ Dark brown colored slip that is mostly spalled.		www.jefpat.org
97.4			20		14	2		1	1	H	Architectural	Metal	Iron	Nail		Complete	Cut											Rusted cut nail.		
97.40			20		14	2		1	5	H	Household	Ceramic	Coarse Earthenware	Hollowware		Base/Body Sherd		Redware	Slip Decorated	Lead Glazed	White	Indeterminate						Three sherds mend but are probably all from the same vessel. Possibly a pitcher or jug. White slip covering the ext. & int. has a light brown glaze. Use wear on pedestaled base.		
97.41			20		14	2		1	1	H	Household	Ceramic	Refined Earthenware	Indeterminate	Red	Body Sherd		Tin Glazed-Red Bodied	Indeterminate									Tin glazed red bodied.		
97.42			20		14	2		1	1	H	Household	Ceramic	Coarse Earthenware	Hollowware		Rim Sherd		Redware	Slip Decorated		Green	Indeterminate						Green slip on exterior & interior. Hollowware.		
97.43			20		14	2		1	8	H	Household	Ceramic	Refined Earthenware	Indeterminate		Body Sherd		Whiteware	Indeterminate									Multiple vessels represented.	1815-2017	Azizi et al 1996
97.44			20		14	2		1	10	H	Household	Ceramic	Refined Earthenware	Indeterminate		Body Sherd		Whiteware	Indeterminate	Interior Spalled								Multiple vessels represented. Multiple vessels represented.	1815-2017	Azizi et al 1996
97.46			20		14	2		1	1	H	Household	Ceramic	Refined Earthenware	Indeterminate		Base Sherd		Whiteware	Indeterminate									Small whiteware base sherd. Rounded footring.	1815-2017	Azizi et al 1996, Miller et al 2000:12
97.47			20		14	2		1	1	H	Household	Ceramic	Refined Earthenware	Indeterminate		Body Sherd		Whiteware	Painted		Chrome Colors	Floral						Whiteware body sherd. Chrome colored painted decoration on interior has floral decoration w/ black stem, green leaves and red flower.	1830-1880	www.jefpat.org, Miller et al 2000:12
97.48			20		14	2		1	1	H	Household	Ceramic	Refined Earthenware	Saucer		Body/Rim Sherd		Whiteware	Printed		Blue	Indeterminate						Printed blue decoration on interior. Exterior partially spalled.	1815-1915	Azizi et al 1996
97.49			20		14	2		1	1	H	Household	Ceramic	Refined Earthenware	Hollowware		Body/Rim Sherd		Whiteware	Molded Pattern	Printed	Blue	Paneled						Whiteware hollowware. Printed blue decoration on int. & ext. Paneled decoration on exterior.	1815-1915	Azizi et al 1996
97.50			20		14	2		1	1	H	Household	Ceramic	Refined Earthenware	Saucer		Body/Rim Sherd		Whiteware	Sponged & Painted		Blue	Indeterminate						Blue painted line on int. near rim followed by a sponged decoration.	1820-1870	www.jefpat.org
97.5			20		14	2		1	5	H	Architectural	Metal	Iron	Nail		Complete	Wire											Multiple rusted wire cut nails.	1885-2017	Wells:326-327, Wells 2000:324-326
97.51			20		14	2		1	1	H	Household	Ceramic	Refined Earthenware	Flatware		Body/Rim Sherd		Ironstone	Flow Printed		Blue	Indeterminate						Flow printed decoration on interior. Int. & ext. partially spalled.	1835-1925	Snyder 1992
97.53			20		14	2		1	2	H	Household	Ceramic	Refined Earthenware	Indeterminate		Body Sherd		Pearlware	Indeterminate									Two vessels represented. Pearlware body sherds.	1775-1840	Azizi et al 1996
97.54			20		14	2		1	1	H	Household	Ceramic	Refined Earthenware	Flatware		Body/Rim Sherd		Pearlware	Indeterminate	Exterior Spalled								Pearlware rim sherd.	1775-1840	Azizi et al 1996
97.56			20		14	2		1	2	H	Household	Ceramic	Refined Earthenware	Indeterminate		Body Sherd		Pearlware	Printed		Blue	Indeterminate						Two vessels represented. Printed blue decoration present.	1803-1830	www.jefpat.org
97.58			20		14	2		1	1	H	Household	Ceramic	Refined Earthenware	Tableware, General		Body/Rim Sherd		Pearlware	Molded Pattern	Painted	Green	Shell Edge, Even Scalloped, Curved Lines						Interior partially spalled. Green shell edge pattern on interior. Either a plate or platter.	1800-1840	www.jefpat.org
97.59			20		14	2		1	2	H	Household	Ceramic	Refined Earthenware	Plate		Body/Rim Sherd		Pearlware	Molded Pattern	Painted	Blue	Shell Edge, Even Scalloped, Curved Lines						Two plates represented. Blue shell edged pattern on interior.	1800-1840	www.jefpat.org
97.60			20		14	2		1	1	H	Household	Ceramic	Refined Earthenware	Flatware		Body/Rim Sherd		Pearlware	Molded Pattern	Painted	Blue	Shell Edge, Indeterminate						Interior spalled. Scalloped rim. Blue paint atop rim.	1775-1840	Azizi et al 1996
97.6			20		14	2		1	58	H	Architectural	Other	Composite	Mortar		Fragment														
97.61			20		14	2		1	1	H	Household	Ceramic	Refined Earthenware	Hollowware		Body/Rim Sherd		Pearlware	Painted		Earth Tone Colors	Lined						Brown line on exterior. Interior spalled.	1795-1830	Miller et al 2000:12

FS	SB	Fea	TU	STP	Cxt	Strat	Hzn	AU	Count	H/P	Group	Class	Material	Object	Object Color	Part	Manufacture Technique	Ware	1st Decoration	2nd Decoration	Decoration Color	Pattern/Motif	Makers Mark	Mends	Vessel #	Common Name (Species)	Typology	Comments	Dates	Reference
97.62			20		14	2		1	1	H	Household	Ceramic	Refined Earthenware	Saucer		Body/Rim Sherd		Pearlware	Painted		Earth Tone Colors	Indeterminate						Dark brown line painted on interior rim followed by repeating light brown dots.	1795-1830	Miller et al 2000:12, Azizi et al 1996
97.63			20		14	2		1	2	H	Household	Ceramic	Refined Earthenware	Hollowware		Body/Rim Sherd		Pearlware	Painted		Earth Tone Colors	Floral						Two sherds mend. Brown line painted on int. rim. Ext. as a brown line followed by a orange, yellow & brown flower. Hollowware.	1795-1830	Miller et al 2000:12
97.64			20		14	2		1	1	H	Household	Ceramic	Refined Earthenware	Hollowware		Base Sherd		Pearlware	Painted		Earth Tone Colors	Indeterminate						Tiny brown repeating dots on interior.	1795-1830	Miller et al 2000:12
97.65			20		14	2		1	6	H	Household	Ceramic	Refined Earthenware	Indeterminate		Body Sherd		Creamware	Indeterminate									Multiple vessels represented. Creamware body sherds.	1762-1820	Miller et al 2000:12
97.66			20		14	2		1	1	H	Household	Ceramic	Refined Earthenware	Indeterminate		Base Sherd		Creamware	Indeterminate									Creamware footring. Probably to a hollowware.	1762-1820	Miller et al 2000:12
97.67			20		14	2		1	1	H	Household	Ceramic	Porcelain	Hollowware		Body Sherd		Bone China	Painted, Overglaze		Blue	Indeterminate						Bone china body sherd. Painted overglaze blue decoration.	1794-	Miller et al 2000:9, Wells 2000:324-326
97.68			20		14	2		1	1	H	Household	Ceramic	Porcelain	Indeterminate		Body Sherd		Porcelain, Hard Paste	Indeterminate									Hard paste porcelain body sherd.		Wells 2000:324-326
97.69			20		14	2		1	1	H	Household	Ceramic	Refined Earthenware	Indeterminate		Body Sherd		Unidentified Refined Earthenware	Indeterminate	Interior Spalled								Interior spalled. Burned body sherd. Unidentified refined earthenware.		
97.7			20		14	2		1	1	H	Indeterminate	Metal	Iron	Indeterminate		Fragment	Indeterminate											Flat iron fragment. Heavy. Could be a lid or door. Outer edge has a lip. Rusted.		www.jefpat.org
97.8			20		14	2		1	4	H	Fuel	Lithic	Coal	Coal Fragment																
97.9			20		14	2		1	1	H	Indeterminate	Metal	Copper Alloy	Indeterminate		Complete	Indeterminate											Circular copper alloy disk shaped object w/ a square hole in center. Could be hardware or furnishing item.		
98.1			20		15	3		2	1	H	Personal	Ceramic	Refined Earthenware	Smoking Pipe		Pipe Stem		White Ball Clay										No decoration visible; pipe stems do not mend.		
98.100			20		15	3		2	1	H	Household	Ceramic	Coarse Earthenware	Hollowware		Rim Sherd		Redware	Lead Glazed	Interior Spalled	Brown, Light									
98.101			20		15	3		2	1	H	Household	Ceramic	Coarse Earthenware	Hollowware		Rim Sherd		Redware	Colored Glaze	Double Glazed	Green							Handle likely belonged to a medium/large-sized hollowware.		
98.102			20		15	3		2	1	H	Household	Ceramic	Coarse Earthenware	Pan		Base Sherd		Redware	Slip Decorated	Single Glazed	Green, White	Trailed Slip						Slip lines visible in an undulating pattern. Does not mend but likely belongs to vessel # C-0052 or C-0050. See extra info.	-1870	
98.1021			20		15	3		2	6	H	Household	Ceramic	Coarse Earthenware	Jar		Body/Rim Sherd		Redware	Lead Glazed	Single Glazed	Brown, Dark			w/ self	C-0021			Redware jar with dark brown glaze on the interior and bulbous sides. German style rim. 5 incised lines around the exterior.		
98.1025			20		15	3		2	13	H	Activities	Ceramic	Coarse Earthenware	Flower Pot		Body/Rim Sherd		Redware	Unglazed					w/ 72, 98, 112, 172, 98	C-0025			Sherds mend. German style rim. Unglazed.		
98.103			20		15	3		2	2	H	Household	Ceramic	Coarse Earthenware	Hollowware		Body Sherd		Redware	Slip Decorated	Single Glazed	Green & White	Trailed Slip						Sherds could belong to the vessel in entry 102 or the vessel in entry 104, but sherds do not mend to them and are very small.		Azizi et al 1996
98.1034			20		15	3		2	1	H	Household	Ceramic	Coarse Earthenware	Hollowware		Rim Sherd		Redware	Slip Decorated	Double Glazed	Green	Over All Slip		w/ 98, 72	C-0034			Green slip decorated fragment		
98.1036			20		15	3		2	2	H	Household	Ceramic	Refined Earthenware	Plate		Body/Rim Sherd		Pearlware	Molded Pattern	Painted	Blue	Shell Edge, Even Scalloped, Curved Lines		w/ self & 72	C-0036			Sherds mend. Molded shell edge pattern that is painted blue. Scalloped rim.	1800-1840	www.jefpat.org, Azizi et al 1996
98.1037			20		15	3		2	1	H	Household	Ceramic	Coarse Earthenware	Pan		Body/Rim Sherd		Redware	Slip Decorated	Single Glazed	Yellow, Green	Trailed Slip w/ Copper Blotches		w/ 103, 118	C-0037			Distinctive thick folded over rim with deep trimming line at the bottom and a combination of wavy and straight slip lines. Pomegranate design on one piece. Straight lines around rim edge, wavy lines on the rim. FS 113.34 may mend with this vessel.	-1870	
98.1040			20		15	3		2	1	H	Household	Ceramic	Refined Earthenware	Teaware, General		Lid		Pearlware	Painted		Earth Tone Colors	Floral		w/ 78	C-0040			Domed teapot/sugar bowl lid fragments. Thin brown band along the edge with brown, yellow, green, and blue floral designs.	1795-1830	Miller et al 2000:12
98.1043			20		15	3		2	4	H	Household	Ceramic	Refined Earthenware	Hollowware		Body/Rim Sherd		Pearlware	Painted		Earth Tone Colors	Floral		w/ self & 103, 348, 114, 79	C-0043			Solid brown rim around the top of the rim. Thin blue rim in the middle of the sherd. Blue, green, and brown floral painting on the sherd all on the inside. Of the sherd. Solid brown band on the outside of the sherd.	1795-1830	Miller et al 2000:12
98.1044			20		15	3		2	3	H	Household	Ceramic	Coarse Earthenware	Dish		Body/Rim Sherd		Redware	Slip Decorated	Single Glazed	White & Green	Trailed Slip		w/ self & 348, 103, 78	C-0044			Coggled rim with German-style step rim present (1 step). Straight green line on top of rim with white wavy slip line under it. Under white slip line there are at least 6 straight, green slip lines. Not all sherds mend.	-1870	Miller et al 2000:12
98.1045			20		15	3		2	1	H	Household	Ceramic	Porcelain	Saucer		Base/Body/Rim Sherd		Porcelain, Chinese Export	Painted			Indeterminate		w/ 348, 98	C-0045			Remnants of curving dotted line on the base of the interior and two lines along the rim with dotted line between them		Miller et al 2000:12
98.1046			20		15	3		2	1	H	Household	Ceramic	Refined Earthenware	Flatware		Rim Sherd		Pearlware	Molded Pattern	Painted	Blue	Shell Edge, Rococo		w/ 104	C-0046				1775-1810	www.jefpat.org
98.1047			20		15	3		2	1	H	Household	Ceramic	Refined Earthenware	Saucer		Body/Rim Sherd		Pearlware	Molded Pattern	Painted	Earth Tone Colors	Indeterminate		w/ 98, 255	C-0047			Fluted rim fragments, pieces mend, painted yellow line on interior rim with a thinner brown line on the top and bottom	1795-1830	Miller et al 2000:12
98.105			20		15	3		2	6	H	Household	Ceramic	Coarse Earthenware	Hollowware		Base/Body Sherd		Redware	Lead Glazed	Double Glazed	White & Light Brown			w/ self				Only three sherds mend but all seven look like they could belong to the same vessel. Interior is light brown glazed and exterior is covered in white slip/glaze.		
98.1050			20		15	3		2	4	H	Household	Ceramic	Coarse Earthenware	Pan		Base/Body/Rim Sherd		Redware	Slip Decorated	Single Glazed	Green, White, & Dark Brown	Trailed Slip		w/ self, 112 & 255	C-0050			Pan has a German-style rim. Only some of the sherds mend but they all likely belong to the same pan. There is a white slip line on top of rim and body has a combination of white, green, & dark brown slip lines in an undulating pattern. See extra info.	-1870	
98.1052			20		15	3		2	2	H	Household	Ceramic	Coarse Earthenware	Hollowware		Base/Body/Rim Sherd		Redware	Slip Decorated	Single Glazed	Green, White, Dark Brown, Light Brown	Trailed & Combed Slip			C-0052			Vessel has a German-style rim. There is a green slip line on top of rim and body has a combination of white, green, & dark brown slip lines in an undulating pattern. Very similar to the pan in entry 102 but is not the same vessel. See extra info.		
98.1054			20		15	3		2	1	H	Household	Ceramic	Coarse Earthenware	Hollowware		Base Sherd		Redware	Slip Decorated	Single Glazed	Yellow, Dark Brown, Green , Light Brown	Trailed Slip		w/ 193, 72	C-0054			Redware base with dark brown wavy lines and a yellow straight line and evidence of green slip on a light brown glaze.		
98.1055			20		15	3		2	1	H	Household	Ceramic	Coarse Earthenware	Dish		Body/Rim Sherd		Redware	Slip Decorated	Single Glazed	White, Green , Light Brown	Trailed Slip		w/ 348, 193, 103	C-0055			German-style coggled rim. 1 straight green slip line is visible on the top of rim. Under interior rim is a wavy white line followed by a vertical white oval & green wavy hexagonal lines on light brown glaze. 98.118 doesn't mend but could belong to vessel.	-1870	

FS	SB	Fea	TU	STP	Cxt	Strat	Hzn	AU	Count	H/P	Group	Class	Material	Object	Object Color	Part	Manufacture Technique	Ware	1st Decoration	2nd Decoration	Decoration Color	Pattern/Motif	Makers Mark	Mends	Vessel #	Common Name (Species)	Typology	Comments	Dates	Reference
98.1064			20		15	3		2	1	H	Household	Ceramic	Coarse Earthenware	Hollowware		Body Sherd		Redware	Lead Glazed	Double Glazed	Brown, Dark			w/ 193	C-0064			Base of handle present on exterior.		
98.108			20		15	3		2	1	H	Household	Ceramic	Coarse Earthenware	Hollowware		Body Sherd		Redware	Slip Decorated	Single Glazed	Yellow	Trailed Slip						Two straight slip lines visible. Could be the same vessel as the sherd in entry 109.		
98.109			20		15	3		2	1	H	Household	Ceramic	Coarse Earthenware	Hollowware		Body Sherd		Redware	Slip Decorated	Single Glazed	Yellow	Trailed Slip						Three straight slip lines visible. Could be the same vessel as the sherd in entry 108.		
98.11			20		15	3		2	1	H	Lighting	Glass	Lead	Lamp Glass	Colorless	Body Sherd	Indeterminate											Curved lamp glass sherd.		
98.110			20		15	3		2	2	H	Household	Ceramic	Coarse Earthenware	Hollowware		Body Sherd		Redware	Slip Decorated	Double Glazed	Yellow	Indeterminate						Thin-bodied sherds; yellow slip covers most of the exterior and interior is light brown glazed. Sherds do not mend but could belong to the same vessel.		
98.111			20		15	3		2	1	H	Household	Ceramic	Coarse Earthenware	Hollowware		Body Sherd		Redware	Slip Decorated	Single Glazed	Green	Trailed Slip						One wavy slip line is visible.		Wells 2000:324-326
98.113			20		15	3		2	2	H	Household	Ceramic	Coarse Earthenware	Hollowware		Base/Body Sherd		Redware	Slip Decorated	Single Glazed	Dark Brown & Tan	Trailed Slip						Both sherds have fragments of two wavy, dark brown slip lines and one straight, tan slip line visible. Sherds do not mend but likely belong to the same vessel.		
98.115			20		15	3		2	1	H	Household	Ceramic	Coarse Earthenware	Hollowware		Body Sherd		Redware	Lead Glazed	Double Glazed	Green & Light Brown							Interior is light brown glazed; exterior is covered in green glaze/slip.		
98.116			20		15	3		2	2	H	Household	Ceramic	Coarse Earthenware	Hollowware		Body Sherd		Redware	Slip Decorated	Single Glazed	White & Green	Trailed Slip						Fragments of wavy white and green slip lines are visible on each sherd.		
98.117			20		15	3		2	1	H	Household	Ceramic	Coarse Earthenware	Hollowware		Body Sherd		Redware	Slip Decorated	Single Glazed	White & Dark Brown	Trailed Slip						Fragments of white and dark brown slip lines are visible.		
98.118			20		15	3		2	1	H	Household	Ceramic	Coarse Earthenware	Hollowware		Body Sherd		Redware	Slip Decorated	Single Glazed	Dark Brown, White, & Green	Trailed Slip						Green slip covers most of the interior of the sherd with fragments of white and dark brown slip lines visible. Does not mend but could be part of vessel # C-0055.		
98.119			20		15	3		2	1	H	Household	Ceramic	Coarse Earthenware	Hollowware		Base/Body Sherd		Redware	Slip Decorated	Single Glazed	Dark Brown, Yellow, & Green	Trailed Slip						Fragment of one wavy dark brown slip line is visible as well as dark brown, green, and yellow straight slip lines.		
98.12			20		15	3		2	1	H	Household	Ceramic	Refined Earthenware	Teaware, General		Body/Rim Sherd		Pearlware	Painted		Earth Tone Colors	Indeterminate						Large hollowware; possibly a teapot. Not enough of decoration remains to identify pattern.	1795-1830	Miller et al 2000:12
98.120			20		15	3		2	2	H	Architectural	Other	Composite	Mortar	White	Fragment														
98.121			20		15	3		2	1	H	Tack	Metal	Iron	Horseshoe		Fragment	Cast													
98.122			20		15	3		2	1	H	Indeterminate	Metal	Iron	Indeterminate		Fragment	Indeterminate											Flat, curved piece of iron with one finished edge. Possibly part of a kettle.		
98.123			20		15	3		2	1	H	Household	Metal	Iron	Fork		Fragment	Indeterminate											two-tined fork. The tines/shoulder/shank portion of the fork is present. Handle is missing.		
98.124			20		15	3		2	1	H	Indeterminate	Metal	Iron	Indeterminate		Fragment	Indeterminate											Resembles a utensil handle but does not look quite right for that. Object is flat and linear but slightly concave. Has a rounded, finished edge at one end, other end looks like it might have connected to something else.		
98.125			20		15	3		2	1	H	Indeterminate	Metal	Iron	Strap		Fragment	Indeterminate											Flat, strap fragment. Broken on both ends.		
98.126			20		15	3		2	1	H	Household	Metal	Iron	Fork		Fragment	Indeterminate											Two-tined fork, part of one tine is broken off. Tine/shoulder/shank portion of fork. Handle is missing.		
98.127			20		15	3		2	10	H	Architectural	Metal	Iron	Nail		Complete	Square											Nails are too rusted to identify manufacturing technique more specifically.		
98.128			20		15	3		2	5	H	Architectural	Metal	Iron	Nail		Almost Complete	Square											Nails are too rusted to identify manufacturing technique more specifically. Nails are missing heads.		
98.129			20		15	3		2	2	H	Architectural	Metal	Iron	Nail		Complete	Square											Clinched nails. Nails are too rusted to identify manufacturing technique more specifically.		
98.130			20		15	3		2	1	H	Architectural	Metal	Iron	Nail		Almost Complete	Square											Clinched nail missing head. Nail is too rusted to identify manufacturing technique more specifically.		
98.131			20		15	3		2	1	H	Architectural	Metal	Iron	Nail		Complete	Square											Nail is too rusted to identify manufacturing technique more specifically. Short nail, possibly a lath nail or finishing nail.		
98.132			20		15	3		2	2	H	Architectural	Metal	Iron	Nail		Complete	Square											Nail heads resemble cast iron nail heads, but they are very rusted. Cast iron nails are advertised in 18th century English hardware catalogs but were largely limited to New England & Canadian maritime provinces. Tentative dates: 1770-1820s.		
98.133			20		15	3		2	1	H	Architectural	Metal	Iron	Nail		Complete	Hand Wrought												-1830	
98.134			20		15	3		2	2	H	Architectural	Metal	Iron	Nail		Complete	Hand Wrought											Flat pointed nails.	-1830	
98.135			20		15	3		2	3	H	Architectural	Metal	Iron	Nail		Complete	Cut											Too rusted to identify what kind of cut nails they are.		
98.136			20		15	3		2	1	H	Household	Ceramic	Refined Earthenware	Indeterminate		Rim Sherd		Pearlware	Painted		Brown	Indeterminate						All that remains of decoration is a painted brown line on interior rim. Full decoration likely would have used all the earth tone colors.	1795-1830	Miller et al 2000:12
98.137			20		15	3		2	2	H	Household	Ceramic	Coarse Earthenware	Hollowware		Rim Sherd		Redware	Lead Glazed	Single Glazed	Brown, Dark			w/ self				Rims resemble everted rims but they are very short. Interior glazed; exterior unglazed.		
98.138			20		15	3		2	2	H	Household	Ceramic	Coarse Earthenware	Hollowware		Body Sherd		Redware	Lead Glazed	Single Glazed	Brown, Dark			w/ self.				Two sherds that mend with dark glaze on the interior of the hollowware vessel.		
98.15			20		15	3		2	1	H	Household	Ceramic	Refined Earthenware	Teaware, General		Rim Sherd		Pearlware	Molded Pattern	Painted	Earth Tone Colors	Indeterminate						Probably a saucer. All that is visible of painted decoration is a yellow band on interior rim with a brown painted line on top and bottom of band. Could be part of the same vessel as the sherds in FS # 86.10. Sherds do not mend.	1795-1830	Miller et al 2000:12
98.16			20		15	3		2	1	H	Household	Ceramic	Refined Earthenware	Teaware, General		Base Sherd		Pearlware	Painted		Earth Tone Colors	Floral						Likely a saucer. Does not mend but could belong to the same vessel as the sherd in FS# 90.2 & FS # 86.9.	1795-1830	Miller et al 2000:12
98.17			20		15	3		2	2	H	Household	Ceramic	Refined Earthenware	Indeterminate		Body Sherd		Pearlware	Painted		Earth Tone Colors	Indeterminate						Small sherds; not enough decoration remains to identify pattern. Sherds do not mend.	1795-1830	Miller et al 2000:12
98.18			20		15	3		2	1	H	Household	Ceramic	Refined Earthenware	Hollowware		Body Sherd		Pearlware	Painted		Earth Tone Colors	Floral							1795-1830	Miller et al 2000:12
98.19			20		15	3		2	1	H	Household	Ceramic	Refined Earthenware	Hollowware		Rim Sherd		Pearlware	Painted		Brown	Indeterminate						All that remains of decoration is a painted brown line on interior and exterior rim. Full decoration likely would have used all the earth tone colors.	1795-1830	Miller et al 2000:12
98.20			20		15	3		2	3	H	Household	Ceramic	Refined Earthenware	Indeterminate		Body Sherd		Pearlware	China Glaze, Painted		Blue	Indeterminate						Sherds do not mend; not enough decoration remains to identify pattern more specifically.	1775-1810	Miller et al 2000:12
98.2			20		15	3		2	15	O	Food Related	Fauna	Shell	Shell Hinge												Oyster				
98.21			20		15	3		2	2	H	Household	Ceramic	Refined Earthenware	Indeterminate		Body Sherd		Pearlware	Painted		Blue	Indeterminate						Not enough of decoration remains to identify patterns.	1775-1830	Miller et al 2000:12

FS	SB	Fea	TU	STP	Cxt	Strat	Hzn	AU	Count	H/P	Group	Class	Material	Object	Object Color	Part	Manufacture Technique	Ware	1st Decoration	2nd Decoration	Decoration Color	Pattern/Motif	Makers Mark	Mends	Vessel #	Common Name (Species)	Typology	Comments	Dates	Reference
98.22			20		15	3		2	3	H	Household	Ceramic	Refined Earthenware	Plate		Body/Rim Sherd		Pearlware	Molded Pattern	Painted	Blue	Shell Edge, Rococo						Not all sherds mend but all likely belong to the same vessel. Undulating rim.	1775-1810	www.jefpat.org, Miller et al 2000:13
98.24			20		15	3		2	1	H	Household	Ceramic	Refined Earthenware	Hollowware		Rim Sherd		Pearlware	Printed		Blue	Indeterminate						Not enough of decoration remains to identify pattern.	1803-1830	www.jefpat.org
98.25			20		15	3		2	2	H	Household	Ceramic	Refined Earthenware	Hollowware		Base Sherd		Creamware	Indeterminate									Free-standing base likely belonging to a medium-sized hollowware. No decoration visible. Sherds do not mend but could belong to the same vessel.	1762-1830	Miller et al 2000:12, Lehner 1988:162-163
98.26			20		15	3		2	2	H	Household	Ceramic	Refined Earthenware	Indeterminate		Base Sherd		Creamware	Indeterminate					w/ self				No decoration visible. Sherds mend.	1762-1820	Miller et al 2000:12
98.27			20		15	3		2	2	H	Household	Ceramic	Refined Earthenware	Plate		Rim Sherd		Creamware	Indeterminate									Sherds do not mend; no decoration visible.	1762-1820	Miller et al 2000:12
98.28			20		15	3		2	1	H	Household	Ceramic	Refined Earthenware	Indeterminate		Rim Sherd		Creamware	Indeterminate									No decoration visible.	1762-1830	Miller et al 2000:12
98.29			20		15	3		2	22	H	Household	Ceramic	Refined Earthenware	Indeterminate		Body Sherd		Creamware	Indeterminate									No decoration visible. Multiple vessels represented.	1762-1830	Miller et al 2000:12
98.30			20		15	3		2	2	H	Household	Ceramic	Refined Earthenware	Plate		Base/Body Sherd		Creamware	Indeterminate									Marly/cavetto plate sherds. Separate vessels likely represented.	1762-1820	Miller et al 2000:12
98.3			20		15	3		2	0	O	Food Related	Fauna	Shell	Shell Fragment												Oyster		Count = 7		
98.3006			20		15	3		2	1	H	Household	Glass	Non-Lead Glass	Container Glass	Colorless	Base Sherd	Indeterminate							w/ 78	G-0006			Cylindrical colorless glass base with a glass tipped pontil.	-1865	
98.31			20		15	3		2	2	H	Household	Ceramic	Refined Earthenware	Flatware		Base Sherd		Creamware	Indeterminate									No decoration visible. Separate vessels likely represented.	1762-1820	Miller et al 2000:12
98.32			20		15	3		2	1	H	Household	Ceramic	Refined Earthenware	Indeterminate		Base Sherd		Creamware	Indeterminate									No decoration visible.	1762-1820	Miller et al 2000:12
98.33			20		15	3		2	1	H	Household	Ceramic	Refined Earthenware	Indeterminate		Body Sherd		Pearlware	Painted		Blue	Indeterminate						All that remains of decoration is a blue painted line.	1775-1830	Miller et al 2000:12, Azizi et al 1996
98.34			20		15	3		2	2	H	Household	Ceramic	Refined Earthenware	Plate		Body Sherd		Pearlware	Indeterminate									Marly/cavetto plate sherds; no decoration visible. Likely represent separate vessels.	1775-1840	Azizi et al 1996
98.35			20		15	3		2	13	H	Household	Ceramic	Refined Earthenware	Indeterminate		Body Sherd		Pearlware	Indeterminate									No decoration visible; multiple vessels represented.	1775-1840	Azizi et al 1996
98.36			20		15	3		2	1	H	Household	Ceramic	Refined Earthenware	Indeterminate		Rim Sherd		Pearlware	Indeterminate									No decoration visible.	1775-1840	Azizi et al 1996, Miller et al 2000:12
98.37			20		15	3		2	3	H	Household	Ceramic	Refined Earthenware	Flatware		Base Sherd		Pearlware	Indeterminate									No decoration visible; separate vessels represented.	1775-1840	Azizi et al 1996
98.38			20		15	3		2	2	H	Household	Ceramic	Refined Earthenware	Indeterminate		Base Sherd		Pearlware	Indeterminate									No decoration visible; separate vessels represented. Sherds have free-standing foot rings but they are mostly spalled off so cannot determine what kind of free-standing foot they are.	1775-1840	Azizi et al 1996
98.39			20		15	3		2	3	H	Household	Ceramic	Refined Earthenware	Flatware		Base Sherd		Pearlware	Indeterminate									Flat base sherds with no footring remaining. Sherds do not mend but likely belong to the same vessel. No decoration visible.	1775-1840	Azizi et al 1996
98.4			20		15	3		2	1	H	Personal	Metal	Copper Alloy	Button		Almost Complete	Cast											Flat, disc shaped button, missing its loop shank. Not a perfect circle.		
98.40			20		15	3		2	7	H	Household	Ceramic	Refined Earthenware	Indeterminate		Body Sherd		Unidentified Refined Earthenware	Indeterminate									Likely creamware, pearlware, or whiteware but sherds are too burned to tell. Multiple vessels represented; no decoration visible.		
98.41			20		15	3		2	1	H	Household	Ceramic	Refined Earthenware	Indeterminate		Base Sherd		Unidentified Refined Earthenware	Indeterminate									Likely creamware or pearlware but sherd is too burned to tell. Sherd has a free-standing footring but it is mostly spalled off so cannot determine what kind of free-standing foot it had.		Miller et al 2000:12
98.42			20		15	3		2	2	H	Household	Ceramic	Porcelain	Indeterminate		Base Sherd		Porcelain, Chinese Export	Indeterminate									No decoration visible; sherds do not mend.		Miller et al 2000:12
98.43			20		15	3		2	3	O	Indeterminate	Fauna	Bone	Rib		Fragment										Unidentified Mammal		Rib fragments likely belonging to a medium/large-sized mammal. No cut or butcher marks visible.		Miller et al 2000:12
98.44			20		15	3		2	1	O	Indeterminate	Fauna	Bone	Long Bone		Fragment										Unidentified Mammal		Long bone fragment likely belonging to a large-sized mammal. No cut or butcher marks visible.		
98.45			20		15	3		2	3	O	Indeterminate	Fauna	Bone	Bone		Fragment										Unidentified Mammal		Bone fragments likely belonging to a medium/large-sized mammal. No cut or butcher marks visible.		
98.46			20		15	3		2	2	O	Indeterminate	Fauna	Bone	Bone		Fragment										Unidentified Bird		No cut or butcher marks visible.		Azizi et al 1996
98.47			20		15	3		2	43	O	Indeterminate	Fauna	Bone	Bone		Fragment										Unidentified Mammal		No cut or butcher marks visible.		Azizi et al 1996
98.48			20		15	3		2	1	O	Food Related	Fauna	Bone	Bone		Fragment										Unidentified Mammal		Calcine bone with no cut or butcher marks visible.		
98.49			20		15	3		2	2	O	Food Related	Fauna	Bone	Bone		Fragment										Unidentified Mammal		Burned but not calcine bone; no cut or butcher marks visible.		
98.5			20		15	3		2	1	H	Personal	Metal	Copper Alloy	Button		Complete	Cast											Flat, disc shaped button with loop shank. Face is slightly domed.		Azizi et al 1996
98.50			20		15	3		2	2	O	Indeterminate	Fauna	Bone	Tooth		Almost Complete										Sheep/Goat				
98.51			20		15	3		2	4	O	Indeterminate	Fauna	Bone	Tooth		Fragment										Pig				Azizi et al 1996
98.52			20		15	3		2	1	O	Indeterminate	Fauna	Bone	Tooth		Complete										Pig		Two molars still in the jaw bone.		
98.53			20		15	3		2	3	O	Indeterminate	Fauna	Bone	Tooth		Almost Complete										Pig		Three pig incisors.		www.jefpat.org
98.54			20		15	3		2	1	H	Household	Ceramic	Coarse Earthenware	Hollowware		Handle		Redware	Unglazed											
98.55			20		15	3		2	4	H	Household	Ceramic	Coarse Earthenware	Jar		Body/Rim Sherd		Redware	Lead Glazed	Reeded	Brown, Dark			w/ self				Six sherds mend but all ten likely belong to the same jar, German-style rimmed jar with a reeded band on exterior about one inch under rim. Unsure if it was meant as decoration or as tie down lines. Interior glazed; exterior unglazed.		Miller et al 2000:12
98.56			20		15	3		2	3	H	Household	Ceramic	Coarse Earthenware	Hollowware		Body Sherd		Redware	Lead Glazed	Reeded	Brown, Dark							Interior glazed; exterior unglazed. Two reeded bands visible on exterior with one wavy incised line between them. Sherds do not mend but could belong to the same vessel.		
98.57			20		15	3		2	1	H	Activities	Ceramic	Coarse Earthenware	Flower Pot		Body Sherd		Redware	Unglazed									Sherds do not mend but could belong to the same flower pot. Tie down line visible on some sherds. Lightly reeded band visible on exterior of some sherds. Cannot tell if it is decoration or meant to as tie down lines.		
98.6			20		15	3		2	1	H	Personal	Metal	Copper Alloy	Button		Complete	Cast											Flat, disc shaped button with loop shank.		Miller et al 2000:12
98.60			20		15	3		2	27	H	Household	Ceramic	Coarse Earthenware	Hollowware		Body Sherd		Redware	Lead Glazed	Single Glazed	Brown, Dark							Interior glazed; exterior unglazed. Multiple vessels represented. Some sherds have tie down lines on exteriors.		

FS	SB	Fea	TU	STP	Cxt	Strat	Hzn	AU	Count	H/P	Group	Class	Material	Object	Object Color	Part	Manufacture Technique	Ware	1st Decoration	2nd Decoration	Decoration Color	Pattern/Motif	Makers Mark	Mends	Vessel #	Common Name (Species)	Typology	Comments	Dates	Reference
98.61			20		15	3		2	3	H	Household	Ceramic	Coarse Earthenware	Hollowware		Rim Sherd		Redware	Lead Glazed	Single Glazed	Brown, Dark			w/ self				German-style rim; sherds mend. Interior glazed, exterior unglazed.		Miller et al 2000:12
98.62			20		15	3		2	1	H	Household	Ceramic	Coarse Earthenware	Hollowware		Rim Sherd		Redware	Lead Glazed	Single Glazed	Brown, Dark							German-style rim. Interior glazed; exterior unglazed.		Azizi et al 1996
98.63			20		15	3		2	1	H	Household	Ceramic	Coarse Earthenware	Hollowware		Rim Sherd		Redware	Lead Glazed	Single Glazed	Brown, Dark							Rims resemble everted rims but they are very short. Separate vessels represented. Interior glazed; exterior unglazed.		
98.64			20		15	3		2	1	H	Household	Ceramic	Coarse Earthenware	Hollowware		Body Sherd		Redware	Lead Glazed	Single Glazed	Brown, Dark							Interior glazed; exterior unglazed.		Azizi et al 1996
98.65			20		15	3		2	1	H	Household	Ceramic	Coarse Earthenware	Hollowware		Body Sherd		Redware	Lead Glazed	Double Glazed	Brown, Dark							Sherds do not mend but could belong to the same vessel.		Miller et al 2000:12
98.66			20		15	3		2	4	H	Household	Ceramic	Coarse Earthenware	Hollowware		Body Sherd		Redware	Lead Glazed	Single Glazed	Brown, Dark							Interior glazed; exterior unglazed. Sherds do not mend but could belong to the same vessel. Charring present on exterior.		Miller et al 2000:13
98.67			20		15	3		2	2	H	Household	Ceramic	Coarse Earthenware	Hollowware		Body Sherd		Redware	Lead Glazed	Single Glazed	Brown, Dark							Possible reeded band on exterior of both sherds. Sherds do not mend.		Miller et al 2000:13
98.68			20		15	3		2	1	H	Household	Ceramic	Coarse Earthenware	Hollowware		Body Sherd		Redware	Interior Spalled, Exterior Unglazed											
98.69			20		15	3		2	1	H	Household	Ceramic	Coarse Earthenware	Hollowware		Rim Sherd		Redware	Interior Spalled, Exterior Unglazed									German-style rim.		
98.7			20		15	3		2	1	H	Personal	Metal	Copper Alloy	Button		Complete	Cast										Flat, disc shaped button with loop shank.		
98.70			20		15	3		2	1	H	Household	Ceramic	Coarse Earthenware	Hollowware		Body Sherd		Redware	Unglazed											
98.72			20		15	3		2	1	H	Activities	Ceramic	Coarse Earthenware	Flower Pot		Rim Sherd		Redware	Unglazed											
98.73			20		15	3		2	4	H	Household	Ceramic	Coarse Earthenware	Hollowware		Body Sherd		Redware	Lead Glazed	Exterior Spalled	Brown, Dark							Multiple vessels represented.		
98.74			20		15	3		2	4	H	Household	Ceramic	Coarse Earthenware	Hollowware		Body Sherd		Redware	Interior Spalled, Exterior Unglazed									Sherds do not mend.		
98.75			20		15	3		2	1	H	Household	Ceramic	Coarse Earthenware	Hollowware		Body Sherd		Redware	Interior Spalled, Exterior Unglazed	Reeded										
98.76			20		15	3		2	1	H	Household	Ceramic	Coarse Earthenware	Hollowware		Body Sherd		Redware	Unglazed									Too small to determine if it is a flower pot.		
98.77			20		15	3		2	1	H	Household	Ceramic	Coarse Earthenware	Hollowware		Body Sherd		Redware	Both Surfaces Spalled											
98.78			20		15	3		2	1	H	Household	Ceramic	Coarse Earthenware	Hollowware		Rim Sherd		Redware	Lead Glazed	Single Glazed	Brown							Hollowware with a German-style rim. Interior glazed; exterior unglazed.		
98.79			20		15	3		2	2	H	Household	Ceramic	Coarse Earthenware	Hollowware		Rim Sherd		Redware	Lead Glazed	Single Glazed	Brown							Hollowwares with a German-style rim. Interior glazed; exterior unglazed. Separate vessels represented. Not enough of rims remain to measure diameter.		
98.80			20		15	3		2	2	H	Household	Ceramic	Coarse Earthenware	Hollowware		Rim Sherd		Redware	Lead Glazed	Single Glazed	Brown							There is a ledge under the exterior rim that looks like it would have been for a lid to sit on. Interior glazed; exterior unglazed. Slight charring visible on exterior body.		Wells 2000:319 & 321
98.8			20		15	3		2	27	H	Architectural	Glass	Common Glass	Window Glass	Aqua	Fragment												Extremely patinated window glass sherds; likely very old.		
98.81			20		15	3		2	1	H	Household	Ceramic	Coarse Earthenware	Hollowware		Rim Sherd		Redware	Indeterminate									Only the top of the rim is present and there is a smear of brown lead glaze on it. Cannot tell if interior or exterior was glazed.		
98.82			20		15	3		2	3	H	Household	Ceramic	Coarse Earthenware	Hollowware		Rim Sherd		Redware	Lead Glazed	Single Glazed	Brown							Interior glazed; exterior unglazed.		
98.83			20		15	3		2	30	H	Household	Ceramic	Coarse Earthenware	Hollowware		Body Sherd		Redware	Lead Glazed	Single Glazed	Brown							Interior glazed; exterior unglazed. Multiple vessels represented.		
98.84			20		15	3		2	5	H	Household	Ceramic	Coarse Earthenware	Hollowware		Body Sherd		Redware	Lead Glazed	Single Glazed	Brown							Interior glazed; exterior unglazed. Multiple vessels represented. All sherds have possible reeded bands on their exteriors.		
98.85			20		15	3		2	1	H	Household	Ceramic	Coarse Earthenware	Hollowware		Rim Sherd		Redware	Lead Glazed	Single Glazed	Brown							Interior glazed; exterior unglazed. Most of interior rim is spalled off.		
98.86			20		15	3		2	2	H	Household	Ceramic	Coarse Earthenware	Hollowware		Rim Sherd		Redware	Lead Glazed	Single Glazed	Brown							German-style rims that are very burned/charred. Separate vessels represented. Not enough of rims remain to measure rim diameters.		
98.87			20		15	3		2	2	H	Household	Ceramic	Coarse Earthenware	Hollowware		Body Sherd		Redware	Lead Glazed	Single Glazed	Brown							Sherds are very burned/charred. Sherds do not mend.		
98.88			20		15	3		2	1	H	Household	Ceramic	Coarse Earthenware	Hollowware		Body Sherd		Redware	Lead Glazed	Exterior Spalled	Brown							Sherd is burned/charred.		Azizi et al 1996
98.89			20		15	3		2	1	H	Household	Ceramic	Coarse Earthenware	Dish		Body/Rim Sherd		Redware	Slip Decorated	Single Glazed	Indeterminate	Trailed Slip						Coggled, German-style rim. One wavy slip line is visible under rim but sherd is very burned so cannot determine what color slip like was.	-1870	Miller et al 2000:13
98.90			20		15	3		2	1	H	Household	Ceramic	Coarse Earthenware	Hollowware		Body Sherd		Redware	Lead Glazed	Exterior Spalled	Brown									www.jefpat.org
98.9			20		15	3		2	2	H	Household	Glass	Common Glass	Bottle	Olive	Body Sherd	Mouth Blown, General										Curved, olive sherds; likely separate vessels represented. Heavily patinated.		
98.91			20		15	3		2	1	H	Household	Ceramic	Refined Earthenware	Indeterminate		Base Sherd		Unidentified Refined Earthenware	Indeterminate								Sherd is extremely burned.		
98.92			20		15	3		2	2	H	Household	Ceramic	Coarse Earthenware	Hollowware		Body Sherd		Redware	Lead Glazed	Single Glazed	Brown, Light							Glaze is light brown/reddish in color. Sherds do not mend but likely belong to the same vessel. Interior glazed; exterior unglazed.		
98.93			20		15	3		2	1	H	Household	Ceramic	Coarse Earthenware	Hollowware		Body Sherd		Redware	Lead Glazed	Exterior Spalled	Brown, Light							Glaze is light brown/reddish in color.		
98.94			20		15	3		2	9	H	Household	Ceramic	Coarse Earthenware	Hollowware		Body Sherd		Redware	Lead Glazed	Single Glazed	Brown, Light							Interior glazed; exterior unglazed. Multiple vessels represented.		Miller et al 2000:13
98.95			20		15	3		2	1	H	Household	Ceramic	Coarse Earthenware	Hollowware		Body Sherd		Redware	Lead Glazed	Single Glazed	Brown, Light							Interior glazed; exterior unglazed. Exterior spalled.		
98.96			20		15	3		2	1	H	Household	Ceramic	Coarse Earthenware	Hollowware		Base Sherd		Redware	Lead Glazed	Double Glazed	Brown, Light									
98.97			20		15	3		2	1	H	Household	Ceramic	Coarse Earthenware	Hollowware		Rim Sherd		Redware	Lead Glazed	Double Glazed	Brown, Light							Thin-bodied, likely a bowl.		
98.98			20		15	3		2	6	H	Household	Ceramic	Coarse Earthenware	Hollowware		Body Sherd		Redware	Lead Glazed	Double Glazed	Brown, Light							Multiple vessels represented.		
98.99			20		15	3		2	1	H	Household	Ceramic	Coarse Earthenware	Hollowware		Body Sherd		Redware	Lead Glazed	Exterior Spalled	Brown, Light									
99.10			20		16	4		2	1	H	Household	Ceramic	Coarse Earthenware	Indeterminate		Body Sherd		Redware	Interior Spalled, Exterior Unglazed.											Miller et al 2000:13
99.1			20		16	4		2	1	H	Architectural	Glass	Common Glass	Window Glass	Aqua	Fragment														
99.1039			20		16	4		2	1	H	Household	Ceramic	Coarse Earthenware	Hollowware		Base/Body Sherd		Redware	Slip Decorated	Single Glazed	yellow, Light Brown	Trailed Slip		Mends w/ 99.1039	C-0039			Light brown glazed base and body vessel with yellow glaze band and swirled yellow glaze on interior of base.		
99.1051			20		16	4		2	1	H	Household	Ceramic	Coarse Earthenware	Hollowware		Base Sherd		Redware	Slip Decorated	Single Glazed	Yellow, Light Brown	Trailed Slip		w/ 174, 113	C-0051			Two base sherds with light brown glaze and yellow slip trailed bands on two of the sherds, and on the other two sherds the bands fan out.		
99.11			20		16	4		2	1	H	Household	Ceramic	Coarse Earthenware	Hollowware		Base Sherd		Redware	Lead Glazed	Double Glazed	Brown, Light							Possibly a bowl base.		Azizi et al 1996

FS	SB	Fea	TU	STP	Cxt	Strat	Hzn	AU	Count	H/P	Group	Class	Material	Object	Object Color	Part	Manufacture Technique	Ware	1st Decoration	2nd Decoration	Decoration Color	Pattern/Motif	Makers Mark	Mends	Vessel #	Common Name (Species)	Typology	Comments	Dates	Reference
99.13			20		16	4		2	1	H	Household	Ceramic	Coarse Earthenware	Hollowware		Body Sherd		Redware	Lead Glazed	Double Glazed	Brown, Light									
99.14			20		16	4		2	1	H	Household	Ceramic	Coarse Earthenware	Hollowware		Body Sherd		Redware	Lead Glazed	Single Glazed	Brown, Light							Interior glazed; exterior unglazed.		
99.15			20		16	4		2	1	H	Household	Ceramic	Coarse Earthenware	Hollowware		Body Sherd		Redware	Lead Glazed	Single Glazed	Brown							Interior glazed; exterior unglazed.		
99.16			20		16	4		2	1	H	Household	Ceramic	Coarse Earthenware	Hollowware		Rim Sherd		Redware	Lead Glazed	Exterior Spalled	Brown, Dark							Interior glazed; exterior spalled.		Miller et al 2000:12
99.18			20		16	4		2	1	H	Household	Ceramic	Coarse Earthenware	Hollowware		Body Sherd		Redware	Slip Decorated	Single Glazed	Yellow	Indeterminate						Interior is covered in a mostly spalled yellow slip.		Azizi et al 1996
99.19			20		16	4		2	2	H	Architectural	Ceramic	Coarse Earthenware	Brick, Fragment	Orange															
99.2			20		16	4		2	2	H	Architectural	Other	Composite	Mortar	White	Fragment														
99.3			20		16	4		2	4	O	Indeterminate	Fauna	Bone	Bone		Fragment										Unidentified Mammal		No cut marks or butcher marks visible.		
99.4			20		16	4		2	5	O	Indeterminate	Fauna	Bone	Bone		Fragment										Unidentified Mammal		No cut marks or butcher marks visible; pieces are burned.		Cheek 2016:89
99.5			20		16	4		2	1	H	Architectural	Metal	Iron	Nail		Almost Complete	Square											Missing head; too rusted to identify manufacturing technique more specifically.		
99.6			20		16	4		2	1	H	Architectural	Metal	Iron	Nail		Complete	Square											Clinched nail; too rusted to identify manufacturing technique more specifically.		Toulouse 2001
99.7			20		16	4		2	4	H	Household	Ceramic	Refined Earthenware	Plate		Body/Rim Sherd		Creamware	Undecorated									Sherds mend; royal rim.	1767-1820	www.jefpat.org
99.8			20		16	4		2	4	H	Household	Ceramic	Refined Earthenware	Indeterminate		Body Sherd		Creamware	Indeterminate									Small sherds with no decoration visible. Sherds do not mend.	1762-1820	Miller et al 2000:12
99.9			20		16	4		2	1	H	Household	Ceramic	Refined Earthenware	Indeterminate		Base Sherd		Creamware	Indeterminate									Small sherd with no decoration visible.	1762-1820	Miller et al 2000:12
100.1			16		13	1		1	3	O	Indeterminate	Fauna	Bone	Bone		Fragment										Unidentified Mammal		no butcher marks		
100.10			16		13	1		1	5	H	Household	Glass	Non-Lead Glass	Container Glass	Colorless	Body Sherd	Mold Blown, Indeterminate											sherds from multiple vessels		
100.11			16		13	1		1	1	H	Electrical	Glass	Lead	Lamp Glass	Colorless	Body Sherd	Mold Blown, Indeterminate													
100.12			16		13	1		1	2	H	Architectural	Other	Composite	Mortar	Gray	Fragment												mortar fragments with white plaster surface		
100.13			16		13	1		1	4	H	Indeterminate	Synthetic	Plastic	Indeterminate	White	Fragment												3 flat fragments, one curved	1915-	Miller et al 2000:16
100.14			16		13	1		1	1	H	Personal	Metal	Copper Alloy	Button		Complete												small flat disk button with wire loop attachment, corroded		
100.15			16		13	1		1	1	H	Household	Metal	Igneous/Metamorphic	Bottle Closure		Complete												rusted crown cap	1892-2017	Miller et al 2000:8
100.16			16		13	1		1	1	H	Indeterminate	Metal	Iron	Indeterminate		Almost Complete												thin wire loop, 1/4 inch in diameter		
100.17			16		13	1		1	8	H	Architectural	Metal	Iron	Nail		Complete	Cut											rusted nails with machine heads	1830-1890	Wells 2000:326-327
100.17			16		13	1		1	1	H	Hardware	Metal	Iron	Hinge		Complete	Indeterminate											door or cabinet hinge		
100.18			16		13	1		1	3	H	Indeterminate	Metal	Iron	Container		Rim Sherd												rolled rim, metal bucket or pan fragments		
100.19			16		13	1		1	0	O	Food Related	Fauna	Shell	Shell Fragment		Fragment										Oyster		Count = 1		
100.2			16		13	1		1	3	O	Indeterminate	Fauna	Bone	Bone		Fragment										Unidentified Bird		no butcher marks		
100.3			16		13	1		1	2	H	Household	Ceramic	Refined Earthenware	Indeterminate		Body Sherd		Creamware	Indeterminate										1762-1820	Miller et al 2000:12
100.4			16		13	1		1	3	H	Household	Ceramic	Refined Earthenware	Indeterminate		Body Sherd		Pearlware	Indeterminate										1775-1840	Azizi et al 1996
100.5			16		13	1		1	1	H	Household	Ceramic	Refined Earthenware	Hollowware		Body Sherd		Pearlware	China Glaze, Painted		Blue	Indeterminate						painted on the exterior surface	1775-1810	Miller et al 2000:12
100.6			16		13	1		1	4	H	Household	Ceramic	Coarse Earthenware	Indeterminate		Body Sherd		Redware	Interior Spalled											
100.7			16		13	1		1	8	H	Household	Ceramic	Coarse Earthenware	Indeterminate		Body Sherd		Redware	Lead Glazed	Single Glazed	Brown							sherds from multiple vessels		
100.8			16		13	1		1	1	H	Household	Glass	Common Glass	Container Glass	Amber	Body Sherd	Mold Blown, Indeterminate													Wells 2000:321-322
100.9			16		13	1		1	30	H	Architectural	Glass	Common Glass	Window Glass	Aqua	Fragment														
101.10			16		14	2		1	9	H	Household	Ceramic	Refined Earthenware	Indeterminate		Body Sherd		Pearlware	Indeterminate									sherds from multiple vessels	1775-1840	Azizi et al 1996
101.1			16		14	2		1	1	P	Unmodifieds	Lithic	Limestone	Rock Fragment	Gray															
101.1008			16		14	2		1	1	H	Household	Ceramic	Coarse Earthenware	Hollowware		Body Sherd		Redware	Lead Glazed	Single Glazed	Brown, Dark			w/ 117	C-0008			Mendable body sherds.		
101.1015			16		14	2		1	1	H	Household	Ceramic	Refined Earthenware	Indeterminate		Base Sherd		Pearlware	Painted		Earth Tone Colors	Floral		w/ 77	C-0015			Painted floral earth tone decoration on interior has green leaves w/ brown stems. Organically stained on interior.	1795-1830	Miller et al 2000:12
101.11			16		14	2		1	1	H	Household	Ceramic	Refined Earthenware	Lid		Fragment		Pearlware	Painted	Molded Pattern	Earth Tone Colors	Floral						fluted mold design	1795-1830	Miller et al 2000:12
101.12			16		14	2		1	2	H	Household	Ceramic	Refined Earthenware	Indeterminate		Body Sherd		Pearlware	Painted		Earth Tone Colors	Floral						sherds from multiple vessels	1795-1830	Miller et al 2000:12
101.13			16		14	2		1	1	H	Household	Ceramic	Refined Earthenware	Hollowware		Rim Sherd		Pearlware	Painted		Brown	Indeterminate						brown line around the interior rim edge	1795-1830	Miller et al 2000:12
101.14			16		14	2		1	1	H	Household	Ceramic	Refined Earthenware	Indeterminate		Rim Sherd		Pearlware	Indeterminate										1775-1840	Azizi et al 1996
101.15			16		14	2		1	1	H	Household	Ceramic	Refined Earthenware	Indeterminate		Rim Sherd		Pearlware	Painted	Exterior Spalled	Blue	Indeterminate						herringbone border pattern	1775-1830	Miller et al 2000:12
101.16			16		14	2		1	13	H	Household	Ceramic	Refined Earthenware	Indeterminate		Body Sherd		Whiteware	Indeterminate									sherds from multiple vessels	1815-2017	Azizi et al 1996
101.17			16		14	2		1	5	H	Household	Ceramic	Refined Earthenware	Indeterminate		Rim Sherd		Whiteware	Indeterminate									sherds from multiple vessels	1815-2017	Azizi et al 1996, Miller et al 2000:13
101.18			16		14	2		1	1	H	Household	Ceramic	Refined Earthenware	Plate		Base/Body/Rim Sherd		White Granite	Undecorated										1840-1830	www.jefpat.org
101.19			16		14	2		1	3	H	Household	Ceramic	Refined Earthenware	Hollowware		Base Sherd		Rockingham	Indeterminate									mending base sherds to a flat bottomed vessel. Both surfaces have a brown splotchy pattern	1830-1940	www.jefpat.org, Azizi et al 1996
101.20			16		14	2		1	2	H	Household	Ceramic	Refined Earthenware	Hollowware		Body Sherd		Rockingham	Indeterminate									solid brown on both surfaces	1830-1940	www.jefpat.org
101.2			16		14	2		1	2	O	Food Related	Fauna	Shell	Shell Fragment												Oyster				Azizi et al 1996
101.21			16		14	2		1	7	H	Household	Ceramic	Coarse Earthenware	Indeterminate		Body Sherd		Redware	Interior Spalled											
101.22			16		14	2		1	1	H	Household	Ceramic	Coarse Earthenware	Hollowware		Rim Sherd		Redware	Lead Glazed	Single Glazed	Brown							German style rim		
101.23			16		14	2		1	26	H	Household	Ceramic	Coarse Earthenware	Hollowware		Body Sherd		Redware	Lead Glazed	Single Glazed	Brown							sherds from multiple vessels		
101.24			16		14	2		1	10	H	Household	Ceramic	Coarse Earthenware	Pan/Dish		Body Sherd		Redware	Slip Decorated	Single Glazed	Brown, Yellow, Green	Trailed Slip						green, brown and yellow swirled patterns. Multiple vessels	-1870	
101.25			16		14	2		1	4	H	Household	Ceramic	Coarse Earthenware	Hollowware		Body Sherd		Redware	Slip Decorated	Double Glazed	Brown, Green	Over All Slip						one surface has an overall light green slip, other has a brown lead glaze		
101.26			16		14	2		1	51	H	Architectural	Glass	Common Glass	Window Glass	Aqua	Fragment														
101.27			16		14	2		1	2	H	Furniture	Glass	Common Glass	Mirror Glass	Aqua	Fragment												flat sherds with a mirrored surface		
101.28			16		14	2		1	22	H	Household	Glass	Common Glass	Container Glass	Aqua	Body Sherd	Mold Blown, Indeterminate											sherds from multiple vessels		
101.29			16		14	2		1	1	H	Household	Glass	Common Glass	Bottle	Aqua	Neck	Mold Blown, Indeterminate											neck from a medicine or extract bottle		
101.3			16		14	2		1	4	O	Indeterminate	Fauna	Bone	Bone		Fragment										Unidentified Mammal		no butcher marks		
101.30			16		14	2		1	9	H	Household	Glass	Lead	Container Glass	Colorless	Body Sherd	Mold Blown, Indeterminate											sherds from multiple vessels		
101.3001			16		14	2		1	1	H	Household	Glass	Common Glass	Bottle	Aqua	Base/Body Sherd	Keyed & Hinge Mold							w/ 101, 97	G-0001			Straight-sided bottle with square base, blow pipe pontil scar	-1865	
101.31			16		14	2		1	1	H	Household	Glass	Lead	Container Glass	Colorless	Rim Sherd	Mold Blown, Indeterminate											flared rim		
101.32			16		14	2		1	3	H	Household	Glass	Lead	Tableware, General	Colorless	Body/Rim Sherd	Mold Blown, Indeterminate		Molded Pattern			Indeterminate								

FS	SB	Fea	TU	STP	Cxt	Strat	Hzn	AU	Count	H/P	Group	Class	Material	Object	Object Color	Part	Manufacture Technique	Ware	1st Decoration	2nd Decoration	Decoration Color	Pattern/Motif	Makers Mark	Mends	Vessel #	Common Name (Species)	Typology	Comments	Dates	Reference
101.33			16		14	2		1	5	H	Household	Glass	Non-Lead Glass	Container Glass	Colorless	Body Sherd	Mold Blown, Indeterminate											sherds from multiple vessels		
101.34			16		14	2		1	1	H	Household	Glass	Non-Lead Glass	Container Glass	Colorless	Rim Sherd	Mold Blown, Indeterminate											flared rim		Sprague 2002:115
101.35			16		14	2		1	1	H	Household	Glass	Common Glass	Container Glass	Green	Body Sherd	Mold Blown, Indeterminate													Miller et al 2000:12
101.36			16		14	2		1	1	H	Indeterminate	Synthetic	Plastic	Indeterminate	Yellow	Complete											small tube shaped end cap	1915-	Miller et al 2000:16
101.37			16		14	2		1	1	H	Lighting	Metal	Indeterminate	Light Bulb		Base Sherd											metal base and filament from a small sized bulb, date is for machine made bulbs	1895-	Miller et al 2000:15
101.38			16		14	2		1	1	H	Personal	Metal	Copper Alloy	Button		Complete											plain flat disk button with wire hoop attachment		
101.39			16		14	2		1	1	H	Personal	Metal	Copper Alloy	Button		Almost Complete											concave disk button, attachment missing		Miller et al 2000:12
101.4			16		14	2		1	1	H	Household	Ceramic	Porcelain	Hollowware		Rim Sherd		Bone China	Indeterminate								thin sherd, slightly flared rim shape	1794-	Miller et al 2000:9
101.40			16		14	2		1	1	H	Personal	Metal	Copper Alloy	Button		Fragment											button front from a two piece button, square center hole, indeterminate molded pattern		
101.41			16		14	2		1	1	H	Personal	Metal	Copper Alloy	Button		Complete											domed button with wire hoop attachment, molded pattern... Square with a floral design		Wells 2000:325-325
101.42			16		14	2		1	1	H	Hardware	Metal	Copper Alloy	Tack		Complete											domed head		Miller et al 2000:12
101.43			16		14	2		1	2	H	Architectural	Metal	Iron	Nail		Fragment	cut										burned broken cut nail fragments	1810-1835	Wells 2000:324-326, Miller et al 2000:12
101.44			16		14	2		1	23	H	Architectural	Metal	Iron	Nail		Complete	Cut										rusted nails, machine head	1830-1890	Wells 2000:324-326, Miller et al 2000:12
101.45			16		14	2		1	9	H	Architectural	Metal	Iron	Nail		Fragment	Cut										rusted shaft fragments	1790-1890	Wells 2000:323-325
101.46			16		14	2		1	1	H	Architectural	Metal	Iron	Nail		Complete	Wire										rusted	1885-	Wells 2000:326-327
101.47			16		14	2		1	4	H	Indeterminate	Metal	Iron	Indeterminate		Fragment											flat rusted metal fragments		Miller et al 2000:12
101.48			16		14	2		1	1	H	Hardware	Metal	Iron	Screw		Complete	Indeterminate										gimlet point	1846-	Miller et al 2000:14
101.49			16		14	2		1	1	H	Household	Metal	Copper Alloy	Utensil		Fragment											3 prong fork, two prongs are broken		
101.5			16		14	2		1	1	H	Household	Ceramic	Refined Earthenware	Indeterminate		Rim Sherd		Whiteware	Flow Printed	Exterior Spalled	Blue	Floral							1835-1925	Snyder 1992
101.6			16		14	2		1	5	H	Household	Ceramic	Refined Earthenware	Indeterminate		Body Sherd		Whiteware	Printed		Blue	Indeterminate						sherds from multiple vessels	1815-1915	Azizi et al 1996
101.7			16		14	2		1	9	H	Household	Ceramic	Refined Earthenware	Indeterminate		Body Sherd		Creamware	Indeterminate									sherds from multiple vessels	1762-1820	Miller et al 2000:12
101.8			16		14	2		1	2	H	Household	Ceramic	Refined Earthenware	Hollowware		Base Sherd		Creamware	Indeterminate									mending base sherds with a footring	1762-1820	Miller et al 2000:12, Azizi et al 1996
101.9			16		14	2		1	2	H	Sanitary	Ceramic	Refined Earthenware	Chamber Pot		Rim Sherd		Creamware	Undecorated									sherds mend, flat rim	1762-1820	Miller et al 2000:12
102.10			16		021A	3		2	1	H	Personal	Metal	Iron	Buckle		Almost Complete	Indeterminate											Small rusted buckle.		Miller et al 2000:12
102.1			16		021A	3		2	3	H	Fuel	Lithic	Coal	Coal Fragment																
102.1032			16		021A	3		2	2	H	Sanitary	Ceramic	Refined Earthenware	Chamber Pot		Rim Sherd		Creamware	Indeterminate					w/ self & 103	C-0032			Sherds mend. No decoration present. Everted rim.	1762-1820	Miller et al 2000:12
102.11			16		021A	3		2	1	H	Indeterminate	Metal	Copper Alloy	Spring		Complete												Thin wired copper alloy spring.		Miller et al 2000:13
102.12			16		021A	3		2	1	H	Personal	Metal	Copper Alloy	Button		Almost Complete	Indeterminate											flat solid copper alloy button w/ a broken shank. Probably a loop shank. Garland decoration around shank. Exterior is plain.		Azizi et al 1996
102.13			16		021A	3		2	11	H	Architectural	Glass	Common Glass	Window Glass	Aqua	Fragment														
102.14			16		021A	3		2	2	H	Household	Glass	Common Glass	Indeterminate	Aqua	Body Sherd	Indeterminate											Two aqua colored glass body sherds.		
102.15			16		021A	3		2	1	H	Household	Glass	Common Glass	Indeterminate	Amber	Body Sherd	Indeterminate											Amber colored glass body sherd.		
102.16			16		021A	3		2	1	H	Household	Glass	Common Glass	Container Glass	Olive	Base/Body Sherd	Indeterminate											Olive colored base/body sherd. Probably a bottle.		www.potteries.org/features/pearlware2.htm
102.17			16		021A	3		2	5	H	Household	Glass	Non-Lead Glass	Indeterminate	Colorless	Body Sherd	Indeterminate											Multiple vessels represented. Colorless glass body sherds.		
102.18			16		021A	3		2	2	H	Household	Glass	Lead	Indeterminate	Colorless	Body Sherd	Indeterminate											Two vessels represented. Lead glass.		
102.19			16		021A	3		2	1	H	Indeterminate	Glass	Non-Lead Glass	Glass Fragment	Colorless	Fragment	Indeterminate											Colorless glass fragment. Melted.		
102.2			16		021A	3		2	6	H	Indeterminate	Synthetic	Plastic	Indeterminate	Colorless	Fragment											Clear plastic fragments.	1915-	Miller et al 2000:16
102.20			16		021A	3		2	6	H	Household	Ceramic	Coarse Earthenware	Indeterminate		Body Sherd		Redware	Lead Glazed	Single Glazed	Brown							Multiple vessels represented. Brown glaze on interior. Exterior unglazed.		
102.21			16		021A	3		2	3	H	Household	Ceramic	Coarse Earthenware	Indeterminate		Body Sherd		Redware	Lead Glazed	Single Glazed	Brown, Dark							Multiple vessels represented. Dark brown glaze on interior. Exterior unglazed. Two sherds have incised lines on exterior.		Miller et al 2000:12
102.22			16		021A	3		2	1	H	Household	Ceramic	Coarse Earthenware	Hollowware		Body/Rim Sherd		Redware	Lead Glazed	Single Glazed	Brown, Dark							Dark brown glaze on interior. Exterior partially spalled. Unglazed. Incised line on exterior. Flared rim.		
102.23			16		021A	3		2	1	H	Household	Ceramic	Coarse Earthenware	Indeterminate		Body Sherd		Redware	Interior Spalled	Exterior Spalled								Both surfaces spalled. Redware body sherd.		
102.24			16		021A	3		2	1	H	Household	Ceramic	Coarse Earthenware	Pan		Body/Rim Sherd		Redware	Lead Glazed	Single Glazed	Brown							Brown glaze on interior. Exterior unglazed. Large pan w/ a German style rim.		
102.25			16		021A	3		2	1	H	Household	Ceramic	Coarse Earthenware	Indeterminate		Body Sherd		Redware	Slip Decorated	Single Glazed	Yellow & Green	Trailed Slip						Trailed slip on interior has yellow and green colored wavy lines. Partially spalled on int. Light use wear on int.		
102.26			16		021A	3		2	2	H	Activities	Ceramic	Coarse Earthenware	Flower Pot		Body/Rim Sherd		Redware	Unglazed									Sherds do not mend but are from the same flower pot. Heavily burned.		
102.27			16		021A	3		2	1	H	Household	Ceramic	Refined Earthenware	Indeterminate		Body Sherd		Rockingham	Indeterminate									Rockingham body sherd.	1830-1940	www.jefpat.org
102.28			16		021A	3		2	1	H	Household	Ceramic	Refined Earthenware	Indeterminate		Body Sherd		Whiteware	Indeterminate	Interior Spalled								Interior spalled. Whiteware body sherd.	1815-2017	Azizi et al 1996
102.29			16		021A	3		2	1	H	Household	Ceramic	Refined Earthenware	Indeterminate		Body Sherd		Whiteware	Painted	Interior Spalled	Blue	Indeterminate						Interior spalled. Painted decoration on exterior.	1815-2017	Azizi et al 1996
102.30			16		021A	3		2	1	H	Household	Ceramic	Refined Earthenware	Hollowware		Body/Rim Sherd		White Granite	Molded Pattern			Indeterminate						Molded pattern on exterior. Hollowware. Could be a cup or bowl.	1840-1930	www.jefpat.org
102.3			16		021A	3		2	1	H	Indeterminate	Synthetic	Plastic	Indeterminate	Colorless	Fragment											Tube line plastic fragment.	1915-	Miller et al 2000:16
102.31			16		021A	3		2	1	H	Household	Ceramic	Refined Earthenware	Indeterminate		Body Sherd		Pearlware	Painted		Blue	Indeterminate						Painted blue decoration present. Pearlware body sherd.	1775-1830	Miller et al 2000:12
102.32			16		021A	3		2	1	H	Household	Ceramic	Refined Earthenware	Plate		Body/Rim Sherd		Pearlware	Molded Pattern	Painted	Gray	Shell Edge, Even Scalloped, Curved Lines						Small plate rim. Interior partially spalled. Green painted molded shell edge pattern on interior. Scalloped rim.	1800-1840	www.jefpat.org

FS	SB	Fea	TU	STP	Cxt	Strat	Hzn	AU	Count	H/P	Group	Class	Material	Object	Object Color	Part	Manufacture Technique	Ware	1st Decoration	2nd Decoration	Decoration Color	Pattern/Motif	Makers Mark	Mends	Vessel #	Common Name (Species)	Typology	Comments	Dates	Reference
102.4			16		021A	3		2	1	H	Architectural	Other	Composite	Mortar		Fragment												Mortar fragment.		
102.5			16		021A	3		2	4	O	Indeterminate	Fauna	Bone	Bone		Fragment										Indeterminate				Wells 2000:324-326
102.6			16		021A	3		2	4	H	Indeterminate	Metal	Iron	Indeterminate		Fragment	Indeterminate											Multiple rusted iron fragments.		
102.7			16		021A	3		2	4	H	Architectural	Metal	Iron	Nail		Complete	Cut											Multiple rusted cut nails.	1830-1890	Wells 2000:324-326
102.8			16		021A	3		2	3	H	Architectural	Metal	Iron	Nail		Fragment	Cut											Multiple rusted cut nail fragments.	1830-1890	Wells 2000:324-326
102.9			16		021A	3		2	1	H	Architectural	Metal	Iron	Nail		Fragment	Wire											Rusted wire nail fragment.	1885-2017	Wells 2000:326-327
103.1			16		021B	4		2	4	H	Indeterminate	Flora	Wood	Wood Fragment														possible building material		
103.10			16		021B	4		2	34	H	Household	Ceramic	Coarse Earthenware	Indeterminate		Body Sherd		Redware	Lead Glazed	Single Glazed	Brown							sherds from multiple vessels		
103.1031			16		021B	4		2	2	H	Household	Ceramic	Refined Earthenware	Tea Cup		Base/Body/Rim Sherd		Pearlware	Painted		Earth Tone Colors	Floral		w/ 103, 104	C-0031			Three sherds mend, painted floral pattern on the interior, orange line along the rim	1795-1830	Miller et al 2000:12
103.1032			16		021B	4		2	2	H	Sanitary	Ceramic	Refined Earthenware	Chamber Pot		Rim Sherd		Creamware	Indeterminate					w/ self & 102	C-0032			Sherds mend. No decoration present. Everted rim.	1762-1820	Miller et al 2000:12, Toulouse 2001:403
103.1037			16		021B	4		2	1	H	Household	Ceramic	Coarse Earthenware	Pan		Body/Rim Sherd		Redware	Slip Decorated	Single Glazed	Yellow, Green	Trailed Slip w/ Copper Blotches		w/ 98, 118	C-0037			Distinctive thick folded over rim with deep trimming line at the bottom and a combination of wavy and straight slip lines. Pomegranate design on one piece. Straight lines around rim edge, wavy lines on the rim. FS 113.34 may mend with this vessel.	-1870	
103.1043			16		021B	4		2	1	H	Household	Ceramic	Refined Earthenware	Hollowware		Body/Rim Sherd		Pearlware	Painted		Earth Tone Colors	Floral		w/ 348, 114, 98, 79	C-0043			Solid brown rim around the top of the rim. Thin blue rim in the middle of the sherd. Blue, green, and brown floral painting on the sherd all on the inside. Of the sherd. Solid brown band on the outside of the sherd.	1795-1830	Miller et al 2000:12, Azizi et al 1996
103.1044			16		021B	4		2	1	H	Household	Ceramic	Coarse Earthenware	Dish		Body/Rim Sherd		Redware	Slip Decorated	Single Glazed	White & Green	Trailed Slip		w/ 98, 348, 78	C-0044			Coggled rim with German-style step rim present (1 step). Straight green line on top of rim with white wavy slip line under it. Under white slip line there are at least 6 straight, green slip lines. Not all sherds mend.	-1870	
103.1055			16		021B	4		2	1	H	Household	Ceramic	Coarse Earthenware	Dish		Body/Rim Sherd		Redware	Slip Decorated	Single Glazed	White, Green , Light Brown	Trailed Slip		w/ 348, 193, 98	C-0055			German-style coggled rim. 1 straight green slip line is visible on the top of rim. Under interior rim is a wavy white line followed by a vertical white oval & green wavy hexagonal lines on light brown glaze. 98.118 doesn't mend but could belong to vessel.	-1870	Azizi et al 1996
103.1070			16		021B	4		2	1	H	Household	Ceramic	Coarse Earthenware	Pan		Body/Rim Sherd		Redware	Slip Decorated	Single Glazed	Yellow, Dark Brown & Light Brown	Trailed Slip			C-0070			Probably a pan/dish. Straight white slip line visible on top of rim with a wavy dark brown slip line under it and parallel straight white slip lines under that. Sherds do not mend.		Azizi et al 1996
103.11			16		021B	4		2	1	H	Household	Ceramic	Coarse Earthenware	Jar		Rim Sherd		Redware	Lead Glazed	Single Glazed	Brown							glaze ends before the rim edge		www.jefpat.org
103.12			16		021B	4		2	7	H	Household	Ceramic	Coarse Earthenware	Indeterminate		Body Sherd		Redware	Lead Glazed	Single Glazed	Brown							Multiple vessels represented.	-1870	
103.14			16		021B	4		2	2	H	Household	Ceramic	Coarse Earthenware	Indeterminate		Rim Sherd		Redware	Interior Spalled											Miller et al 2000:12
103.15			16		021B	4		2	1	H	Household	Ceramic	Coarse Earthenware	Dish		Rim Sherd		Redware	Slip Decorated	Single Glazed	Yellow	Trailed Slip						Coggled rim w/ trailed slip on interior.	-1870	
103.16			16		021B	4		2	1	H	Household	Ceramic	Coarse Earthenware	Dish		Rim Sherd		Redware	Slip Decorated	Single Glazed	Yellow, Green	Trailed Slip						coggled rim, wavy lines with green highlights	-1870	
103.19			16		021B	4		2	1	H	Household	Ceramic	Coarse Earthenware	Hollowware		Body Sherd		Redware	Slip Decorated	Double Glazed	Yellow	Over All Slip						small sherd, both surfaces have a solid yellow slip glaze	-1870	Miller et al 2000:12
103.2			16		021B	4		2	1	O	Food Related	Fauna	Shell	Shell Hinge												Oyster				Miller et al 2000:12
103.20			16		021B	4		2	1	H	Household	Ceramic	Refined Earthenware	Indeterminate		Body Sherd		Whiteware	Indeterminate										1815-2017	Azizi et al 1996, Miller et al 2000:12
103.22			16		021B	4		2	1	H	Household	Ceramic	Refined Earthenware	Plate		Rim Sherd		Pearlware	Interior Spalled	Painted	Blue	Shell Edge, Indeterminate						interior surface missing, scalloped rim with some blue pain on the rim edge	1775-1840	Azizi et al 1996, Miller et al 2000:12
103.23			16		021B	4		2	11	H	Household	Ceramic	Refined Earthenware	Indeterminate		Body Sherd		Pearlware	Indeterminate									sherds from multiple vessels	1775-1840	Azizi et al 1996, Miller et al 2000:12
103.26			16		021B	4		2	1	H	Household	Ceramic	Refined Earthenware	Indeterminate		Rim Sherd		Pearlware	Painted		Brown	Indeterminate						painted brown line around the interior rim edge	1795-1830	Miller et al 2000:12
103.27			16		021B	4		2	1	H	Household	Ceramic	Refined Earthenware	Indeterminate		Rim Sherd		Whiteware	Painted	Exterior Spalled	Blue	Indeterminate						painted blue line around the interior rim edge	1815-2017	Azizi et al 1996
103.28			16		021B	4		2	1	H	Household	Ceramic	Refined Earthenware	Indeterminate		Body Sherd		Pearlware	Printed	Exterior Spalled	Blue, Dark	Old Blue-Floral							1815-1840	Azizi et al 1996, Miller et al 2000:12
103.29			16		021B	4		2	1	H	Household	Ceramic	Refined Earthenware	Indeterminate		Body Sherd		Whiteware	Printed	Interior Spalled	Blue	Indeterminate							1815-1915	Azizi et al 1996
103.30			16		021B	4		2	2	H	Household	Ceramic	Refined Earthenware	Indeterminate		Rim Sherd		Pearlware	China Glaze, Painted		Blue	Indeterminate						sherds mend	1775-1810	Miller et al 2000:12
103.3			16		021B	4		2	13	O	Indeterminate	Fauna	Bone	Bone		Fragment										Unidentified Mammal		no butcher marks		
103.31			16		021B	4		2	1	H	Household	Ceramic	Refined Earthenware	Indeterminate		Body Sherd		Pearlware	China Glaze, Painted		Blue	Indeterminate						flat sherd, painted on one surface	1775-1810	Miller et al 2000:12, www.jefpat.org
103.32			16		021B	4		2	10	H	Household	Ceramic	Refined Earthenware	Indeterminate		Body Sherd		Creamware	Indeterminate									sherds from multiple vessels	1762-1820	Miller et al 2000:12
103.34			16		021B	4		2	4	H	Household	Ceramic	Refined Earthenware	Plate		Body/Rim Sherd		Creamware	Indeterminate									sherds mend	1762-1820	Miller et al 2000:12, www.jefpat.org
103.35			16		021B	4		2	2	H	Household	Ceramic	Refined Earthenware	Indeterminate		Base Sherd		Creamware	Indeterminate									base sherds with footrings, multiple vessels	1762-1820	Miller et al 2000:12, Azizi et al 1996
103.36			16		021B	4		2	2	H	Household	Ceramic	Refined Earthenware	Indeterminate		Rim Sherd		Creamware	Indeterminate										1762-1820	Miller et al 2000:12, Miller 1993
103.37			16		021B	4		2	14	H	Architectural	Glass	Common Glass	Window Glass	Aqua	Fragment														Miller et al 2000:13
103.38			16		021B	4		2	5	H	Household	Glass	Non-Lead Glass	Container Glass	Colorless	Body Sherd	Mold Blown, Indeterminate													
103.39			16		021B	4		2	2	H	Household	Glass	Common Glass	Container Glass	Aqua	Body Sherd	Mold Blown, Indeterminate											sherds from multiple vessels, one is heavily patinated		

FS	SB	Fea	TU	STP	Cxt	Strat	Hzn	AU	Count	H/P	Group	Class	Material	Object	Object Color	Part	Manufacture Technique	Ware	1st Decoration	2nd Decoration	Decoration Color	Pattern/Motif	Makers Mark	Mends	Vessel #	Common Name (Species)	Typology	Comments	Dates	Reference
103.4			16		021B	4		2	1	O	Food Related	Fauna	Bone	Bone		Fragment										Unidentified Mammal		sawn		www.jefpat.org
103.40			16		021B	4		2	1	H	Personal	Metal	Copper Alloy	Button		Complete												flat disk with wire hoop attachment		
103.41			16		021B	4		2	1	H	Personal	Metal	Copper Alloy	Button		Almost Complete												flat disk with wire hoop attachment that is missing		
103.42			16		021B	4		2	1	H	Household	Glass	Common Glass	Container Glass	Aqua	Body Sherd	Mold Blown, Indeterminate		Embossed			Lettering						embossed "...ALT..."		www.jefpat.org
103.43			16		021B	4		2	125	H	Indeterminate	Metal	Iron	Indeterminate		Fragment												flat rusted metal fragments		Miller et al 2000:12
103.44			16		021B	4		2	6	H	Architectural	Metal	Iron	Building Material		Fragment												corrugated sheet metal, rusted		
103.45			16		021B	4		2	1	H	Household	Metal	Copper Alloy	Utensil		Handle												handle from a utensil		
103.46			16		021B	4		2	1	H	Indeterminate	Metal	White Metal	Indeterminate		Fragment												flat rusted metal fragment, heavier than iron		
103.47			16		021B	4		2	3	H	Architectural	Metal	Iron	Staple		Complete	Indeterminate													
103.48			16		021B	4		2	8	H	Architectural	Metal	Iron	Nail		Complete	Cut											rusted, machine headed	1830-1890	Wells 2000:324-326
103.49			16		021B	4		2	2	H	Architectural	Metal	Iron	Nail		Fragment	Square											rusted shaft fragments		
103.5			16		021B	4		2	1	O	Indeterminate	Fauna	Bone	Tooth		Complete										Unidentified Mammal		molar		
103.50			16		021B	4		2	1	H	Household	Glass	Common Glass	Container Glass	Aqua	Base Sherd	Mold Blown, Indeterminate											Base fragment, rounded with two straight sides visible, heavily patinated		
103.51			16		021B	4		2	2	H	Household	Ceramic	Coarse Earthenware	Dish		Body/Rim Sherd		Redware	Slip Decorated	Single Glazed	Yellow & Green	Trailed Slip						Sherds mend. Coggled rim. Use wear on exterior. Yellow & green trailed slip on interior.		
103.52			16		021B	4		2	2	H	Household	Ceramic	Coarse Earthenware	Indeterminate		Body Sherd		Redware	Slip Decorated	Single Glazed	Yellow & Green	Trailed Slip						Two vessels represented. Trailed slip on interior that is yellow & green.		
103.53			16		021B	4		2	1	H	Household	Ceramic	Coarse Earthenware	Hollowware		Base Sherd		Redware	Slip Decorated	Double Glazed	White	Over All Slip						White/tan overall slip on exterior. Interior has a light brown glaze.		
103.54			16		021B	4		2	1	H	Household	Ceramic	Coarse Earthenware	Indeterminate		Base Sherd		Redware	Slip Decorated	Single Glazed	Yellow	Trailed Slip						Use wear on interior. Very thick & raised trailed slip on interior.		
103.6			16		021B	4		2	1	H	Arms	Lithic	Flint, French	Gun Flint	Honey	Complete												prism shaped		www.jefpat.org
103.7			16		021B	4		2	4	H	Household	Ceramic	Coarse Earthenware	Indeterminate		Body Sherd		Redware	Interior Spalled											
103.8			16		021B	4		2	3	H	Household	Ceramic	Coarse Earthenware	Indeterminate		Body Sherd		Redware	Lead Glazed	Exterior Spalled	Brown									
103.9			16		021B	4		2	1	H	Household	Ceramic	Coarse Earthenware	Hollowware		Body Sherd		Redware	Lead Glazed	Double Glazed	Brown									
104.10			16		15	5		2	1	H	Household	Ceramic	Refined Earthenware	Plate		Rim Sherd		Pearlware	Molded Pattern	Painted	Green	Shell Edge, Even Scalloped, Curved Lines							1800-1840	www.jefpat.org, Azizi et al 1996
104.1			16		15	5		2	2	O	Food Related	Fauna	Shell	Shell Hinge		Complete										Oyster				
104.1031			16		15	5		2	1	H	Household	Ceramic	Refined Earthenware	Tea Cup		Base/Body/Rim Sherd		Pearlware	Painted		Earth Tone Colors	Floral		w/ 103, 104	C-0031			Three sherds mend, painted floral pattern on the interior, orange line along the rim	1795-1830	Miller et al 2000:12, www.jefpat.org
104.1046			16		15	5		2	1	H	Household	Ceramic	Refined Earthenware	Flatware		Rim Sherd		Pearlware	Molded Pattern	Painted	Blue	Shell Edge, Rococo		w/ 98	C-0046				1775-1870	www.jefpat.org
104.11			16		15	5		2	1	H	Household	Ceramic	Refined Earthenware	Hollowware		Rim Sherd		Creamware	Indeterminate										1762-1820	Miller et al 2000:12
104.12			16		15	5		2	2	H	Household	Ceramic	Refined Earthenware	Indeterminate		Base Sherd		Creamware	Indeterminate									base sherds with a footring	1762-1820	Miller et al 2000:12
104.13			16		15	5		2	3	H	Household	Ceramic	Refined Earthenware	Flatware		Base Sherd		Creamware	Indeterminate										1762-1820	Miller et al 2000:12
104.14			16		15	5		2	10	H	Household	Ceramic	Refined Earthenware	Indeterminate		Body Sherd		Creamware	Indeterminate									sherds from multiple vessels	1762-1820	Miller et al 2000:12
104.15			16		15	5		2	8	H	Household	Ceramic	Refined Earthenware	Indeterminate		Body Sherd		Pearlware	Indeterminate									sherds from multiple vessels	1775-1840	Azizi et al 1996
104.16			16		15	5		2	3	H	Household	Ceramic	Refined Earthenware	Flatware		Base Sherd		Pearlware	Indeterminate									base sherds with footrings from multiple vessels	1775-1840	Azizi et al 1996
104.17			16		15	5		2	1	H	Household	Ceramic	Porcelain	Indeterminate		Body Sherd		Porcelain, Chinese Export	Indeterminate											
104.18			16		15	5		2	1	H	Household	Ceramic	Porcelain	Saucer		Rim Sherd		Porcelain, Chinese Export	Painted, Overglaze		Black, Red	Geometric Pattern						line and dot pattern along the rim edge		
104.19			16		15	5		2	1	H	Household	Ceramic	Coarse Earthenware	Hollowware		Body Sherd		Redware	Lead Glazed	Double Glazed	Brown									
104.2			16		15	5		2	5	O	Indeterminate	Fauna	Bone	Bone		Fragment										Unidentified Bird		no butcher marks		
104.20			16		15	5		2	1	H	Household	Ceramic	Coarse Earthenware	Indeterminate		Body Sherd		Redware	Unglazed											
104.21			16		15	5		2	7	H	Household	Ceramic	Coarse Earthenware	Indeterminate		Body Sherd		Redware	Interior Spalled									exterior unglazed		Sprague 2002:115
104.22			16		15	5		2	2	H	Household	Ceramic	Coarse Earthenware	Indeterminate		Body Sherd		Redware	Lead Glazed	Exterior Spalled	Brown									
104.23			16		15	5		2	11	H	Household	Ceramic	Coarse Earthenware	Indeterminate		Body Sherd		Redware	Lead Glazed	Single Glazed	Brown							sherds from multiple vessels		Miller et al 2000:12
104.24			16		15	5		2	1	H	Household	Ceramic	Coarse Earthenware	Jar		Rim Sherd		Redware	Lead Glazed	Single Glazed	Brown							some glaze on the exterior		
104.25			16		15	5		2	1	H	Household	Ceramic	Coarse Earthenware	Hollowware		Rim Sherd		Redware	Slip Decorated	Overall Slip	Yellow	Indeterminate						German style rim. Single glazed but there is glaze on the exterior of the rim.	-1870	
104.26			16		15	5		2	1	H	Household	Ceramic	Coarse Earthenware	Hollowware		Rim Sherd		Redware	Slip Decorated	Double Glazed	Green	Over All Slip						thin sherd with an overall pale green slip	-1870	Miller et al 2000:12
104.27			16		15	5		2	8	H	Household	Ceramic	Coarse Earthenware	Indeterminate		Body Sherd		Redware	Slip Decorated	Single Glazed	Yellow, Green, Brown	Trailed Slip						sherds from multiple vessels.	-1870	
104.28			16		15	5		2	2	H	Household	Ceramic	Stoneware	Bottle	Buff	Neck		Salt Glazed, Gray/Buff Bodied	Miscellaneous Brown Slip		Brown								1850-1910	www.sodasandbeers.com, Miller et al 2000:12
104.29			16		15	5		2	1	H	Personal	Metal	Copper Alloy	Button		Complete												flat disk button with wire hoop attachment		Miller et al 2000:12
104.30			16		15	5		2	9	H	Architectural	Metal	Iron	Nail		Fragment	Cut											rusted, two are bent	1830-1890	Wells 2000:324-326, Miller et al 2000:12
104.3			16		15	5		2	9	O	Indeterminate	Fauna	Bone	Bone		Fragment										Unidentified Mammal		no butcher marks		
104.31			16		15	5		2	2	H	Indeterminate	Metal	Iron	Indeterminate		Fragment												flat rusted fragments		
104.32			16		15	5		2	1	H	Household	Ceramic	Coarse Earthenware	Indeterminate		Body Sherd		Redware	Slip Decorated	Single Glazed	Green	Trailed Slip						One straight green slip line visible; likely a pan/dish. Probably belongs to the same vessel as the sherds in FS 98.107 (MNV), 103.13 & 348.25.		
104.4			16		15	5		2	3	H	Architectural	Glass	Common Glass	Window Glass	Aqua	Fragment														
104.5			16		15	5		2	2	H	Household	Ceramic	Refined Earthenware	Indeterminate		Body Sherd		Pearlware	Painted		Blue	Indeterminate							1775-1830	Miller et al 2000:12
104.6			16		15	5		2	2	H	Household	Ceramic	Refined Earthenware	Hollowware		Body/Rim Sherd		Pearlware	Painted		Earth Tone Colors	Floral						sherds from the same vessel, blue rim edge and green floral design on the exterior	1795-1830	Miller et al 2000:12, Azizi et al 1996
104.7			16		15	5		2	4	H	Household	Ceramic	Refined Earthenware	Hollowware		Body Sherd		Pearlware	Painted		Earth Tone Colors	Floral						sherds from multiple vessels, painted on the exterior surface	1795-1830	Miller et al 2000:12
104.8			16		15	5		2	1	H	Household	Ceramic	Refined Earthenware	Indeterminate		Body Sherd		Pearlware	Painted		Brown	Floral						painted on the interior surface	1795-1830	Miller et al 2000:12
105.1			16		26	6		2	2	H	Household	Ceramic	Coarse Earthenware	Indeterminate		Body Sherd		Redware	Lead Glazed	Single Glazed	Brown							sherds from multiple vessels		
105.2			16		26	6		2	2	H	Household	Ceramic	Coarse Earthenware	Indeterminate		Body Sherd		Redware	Slip Decorated	Single Glazed	Brown, Yellow	Trailed Slip							-1870	
105.3			16		26	6		2	1	H	Household	Ceramic	Refined Earthenware	Indeterminate		Body Sherd		Whiteware	Indeterminate	Interior Spalled									1815-2017	Azizi et al 1996, Miller et al 2000:12

FS	SB	Fea	TU	STP	Cxt	Strat	Hzn	AU	Count	H/P	Group	Class	Material	Object	Object Color	Part	Manufacture Technique	Ware	1st Decoration	2nd Decoration	Decoration Color	Pattern/Motif	Makers Mark	Mends	Vessel #	Common Name (Species)	Typology	Comments	Dates	Reference
105.4			16		26	6		2	1	H	Household	Glass	Non-Lead Glass	Container Glass	Colorless	Body Sherd	Mold Blown, Indeterminate													
105.5			16		26	6		2	72	H	Indeterminate	Metal	Iron	Indeterminate		Fragment												flat rusted metal fragments		Miller et al 2000:12
105.6			16		26	6		2	1	H	Architectural	Metal	Iron	Nail		Complete	Cut											rusted	1830-1890	Wells 2000:324-326
106.10			16		16	7		2	1	H	Household	Ceramic	Refined Earthenware	Indeterminate		Body Sherd		Pearlware	Painted		Blue	Indeterminate						small sherd with blue painting on the exterior surface	1775-1830	Miller et al 2000:12
106.1			16		16	7		2	1	O	Food Related	Fauna	Shell	Shell Hinge												Oyster				
106.1022			16		16	7		2	2	H	Household	Ceramic	Coarse Earthenware	Jar		Body/Rim Sherd		Redware	Lead Glazed	Single Glazed	Brown			w/ 256, 88, 106, 113, 73, 72	C-0022			Jar with mat brown glaze on interior. Collared rim.		Miller et al 2000:12
106.1029			16		16	7		2	1	H	Household	Ceramic	Coarse Earthenware	Hollowware		Base/Body Sherd		Redware	Lead Glazed	Single Glazed	Brown, Light			w/ 72	C-0029			Incised line around redware base on exterior.		
106.1053			16		16	7		2	1	H	Household	Ceramic	Coarse Earthenware	Hollowware		Base Sherd		Redware	Slip Decorated	Single Glazed	Yellow, Light Brown	Banded		w/ 91	C-0053			Redware base with a light brown glaze and two trailed slip bands.		
106.11			16		16	7		2	1	H	Household	Ceramic	Refined Earthenware	Indeterminate		Body Sherd		Pearlware	Painted		Blue	Old Blue-Floral							1815-1840	Azizi et al 1996
106.12			16		16	7		2	1	H	Household	Ceramic	Refined Earthenware	Hollowware		Rim Sherd		Pearlware	Painted		Brown	Indeterminate						brown line around the rim on both surfaces	1795-1830	Miller et al 2000:12
106.13			16		16	7		2	1	H	Household	Ceramic	Refined Earthenware	Indeterminate		Body Sherd		Pearlware	Painted		Earth Tone Colors	Indeterminate						painted on the interior surface	1795-1830	Miller et al 2000:12
106.14			16		16	7		2	1	H	Household	Ceramic	Porcelain	Indeterminate		Base Sherd		Porcelain, Chinese Export	Indeterminate									tall footring		Azizi et al 1996
106.15			16		16	7		2	23	H	Household	Ceramic	Coarse Earthenware	Indeterminate		Body Sherd		Redware	Lead Glazed	Single Glazed	Brown							sherds from multiple vessels		
106.16			16		16	7		2	2	H	Household	Ceramic	Coarse Earthenware	Hollowware		Body/Rim Sherd		Redware	Lead Glazed	Single Glazed	Brown							flared rim, sherds mend		
106.17			16		16	7		2	10	H	Household	Ceramic	Coarse Earthenware	Indeterminate		Body Sherd		Redware	Slip Decorated	Single Glazed	Yellow	Trailed Slip						sherds from multiple vessels	-1870	
106.18			16		16	7		2	3	H	Household	Ceramic	Coarse Earthenware	Pan		Rim Sherd		Redware	Slip Decorated	Single Glazed	Yellow	Trailed Slip						sherds from multiple vessels	-1870	
106.19			16		16	7		2	1	H	Household	Ceramic	Coarse Earthenware	Hollowware		Body/Handle Sherd		Redware	Lead Glazed	Single Glazed	Black							wide unglazed handle		
106.2			16		16	7		2	3	O	Indeterminate	Fauna	Bone	Bone		Fragment										Unidentified Mammal		long bone fragments with no butcher marks		
106.20			16		16	7		2	1	H	Household	Ceramic	Coarse Earthenware	Pan/Dish		Base Sherd		Redware	Slip Decorated	Single Glazed	Yellow	Trailed Slip						Likely a base sherd belonging to one of the large redware pan vessels.	-1870	
106.21			16		16	7		2	4	H	Household	Ceramic	Coarse Earthenware	Hollowware		Body/Rim Sherd		Redware	Slip Decorated	Double Glazed	Green	Over All Slip						sherds from same vessel		Miller et al 2000:12
106.22			16		16	7		2	4	H	Household	Ceramic	Coarse Earthenware	Hollowware		Rim Sherd		Redware	Interior Spalled											
106.23			16		16	7		2	1	H	Household	Glass	Non-Lead Glass	Container Glass	Colorless	Body Sherd	Mold Blown, Indeterminate													Denker & Denker 1985:54-68
106.24			16		16	7		2	1	H	Household	Glass	Common Glass	Container Glass	Green	Body Sherd	Indeterminate											small fragment		
106.25			16		16	7		2	6	H	Architectural	Glass	Common Glass	Window Glass	Aqua	Fragment														
106.26			16		16	7		2	11	H	Architectural	Metal	Iron	Nail		Complete	Cut											rusted	1830-	Wells 2000
106.27			16		16	7		2	1	H	Hardware	Metal	Iron	Bolt		Fragment	Indeterminate											round bolt with washer, rusted		
106.28			16		16	7		2	4	H	Indeterminate	Metal	Iron	Indeterminate		Fragment												flat rusted metal fragments		
106.29			16		16	7		2	1	H	Household	Ceramic	Coarse Earthenware	Hollowware		Body Sherd		Redware	Slip Decorated	Single Glazed	Yellow	Other						Part of a "pomegranate" is visible. Likely part of vessel # C-0037.		
106.3			16		16	7		2	2	O	Indeterminate	Fauna	Bone	Tooth		Complete										Unidentified Mammal		one molar and one incisor		
106.4			16		16	7		2	1	H	Household	Ceramic	Refined Earthenware	Indeterminate		Body Sherd		Whiteware	Indeterminate										1815-2017	Azizi et al 1996
106.5			16		16	7		2	1	H	Household	Ceramic	Refined Earthenware	Indeterminate		Rim Sherd		Creamware	Indeterminate									thin bodied	1762-1820	Miller et al 2000:12
106.6			16		16	7		2	1	H	Household	Ceramic	Refined Earthenware	Indeterminate		Body Sherd		Creamware	Indeterminate										1762-1820	Miller et al 2000:12
106.7			16		16	7		2	2	H	Household	Ceramic	Refined Earthenware	Indeterminate		Base Sherd		Creamware	Indeterminate									base sherds with footrings, multiple vessels	1762-1820	Miller et al 2000:12
106.8			16		16	7		2	2	H	Household	Ceramic	Refined Earthenware	Hollowware		Base Sherd		Creamware	Indeterminate									base sherds with footring, sherds mend	1762-1820	Miller et al 2000:12
106.9			16		16	7		2	11	H	Household	Ceramic	Refined Earthenware	Indeterminate		Body Sherd		Pearlware	Indeterminate									sherds from multiple vessels	1775-1840	Azizi et al 1996
107.1			16		29				2	H	Architectural	Glass	Common Glass	Window Glass	Aqua	Fragment														
108.10			17		13	1		1	1	H	Household	Ceramic	Refined Earthenware	Hollowware		Body Sherd		Rockingham	Exterior Spalled										1830-1940	www.jefpat.org
108.1			17		13	1		1	1	H	Fuel	Lithic	Coal	Coal Fragment																
108.1012			17		13	1		1	3	H	Household	Ceramic	Refined Earthenware	Saucer		Base/Body/Rim Sherd		White Granite	Indeterminate				999	w/ self, 85	C-0012			White granite saucer. Rounded footring. Partial black printed makers mark on ext. base.	1840-1930	www.jefpat.org
108.11			17		13	1		1	1	H	Architectural	Ceramic	Coarse Earthenware	Brick, Fragment	Orange															
108.12			17		13	1		1	1	H	Household	Ceramic	Coarse Earthenware	Indeterminate		Body Sherd		Redware	Slip Decorated	Single Glazed	Brown	Trailed Slip							-1870	
108.13			17		13	1		1	1	H	Household	Ceramic	Coarse Earthenware	Indeterminate		Body Sherd		Redware	Interior Spalled											
108.14			17		13	1		1	1	H	Household	Ceramic	Coarse Earthenware	Hollowware		Rim Sherd		Redware	Lead Glazed	Single Glazed	Brown							some glaze on the rim edge		
108.15			17		13	1		1	10	H	Household	Ceramic	Coarse Earthenware	Indeterminate		Body Sherd		Redware	Lead Glazed	Single Glazed	Brown							sherds from multiple vessels		Wells 2000:321-322
108.16			17		13	1		1	44	H	Architectural	Glass	Common Glass	Window Glass	Aqua	Fragment														
108.17			17		13	1		1	4	H	Household	Glass	Common Glass	Container Glass	Aqua	Body Sherd	Mold Blown, Indeterminate											sherds from multiple vessels		
108.18			17		13	1		1	4	H	Lighting	Glass	Lead	Lamp Glass	Colorless	Base Sherd	Mold Blown, Indeterminate													
108.19			17		13	1		1	1	H	Indeterminate	Metal	Iron	Indeterminate		Complete												thin wire hoop, 1/4 inch diameter		
108.2			17		13	1		1	3	O	Indeterminate	Fauna	Bone	Bone		Fragment										Unidentified Bird				
108.20			17		13	1		1	1	H	Indeterminate	Metal	Iron	Sheet Metal		Fragment	Indeterminate											triangle shaped fragment		
108.21			17		13	1		1	7	H	Architectural	Metal	Iron	Nail		Fragment	Cut											rusted, machine head	1830-1890	Wells 2000:324-326
108.22			17		13	1		1	3	H	Architectural	Metal	Iron	Nail		Complete	Wire											rusted	1885-	Wells 2000:326-327
108.23			17		13	1		1	1	H	Activities	Flora	Fabric	Twine	Brown	Fragment												twisted and frayed		
108.24			17		13	1		1	1	H	Activities	Synthetic	Plastic	Sprue	Gray	Fragment												Sprue from a model mold	1915-	Miller et al 2000:16
108.25			17		13	1		1	1	H	Personal	Ceramic	Porcelain	Button	White	Complete	Pressed	Porcelain, Hard Paste										Four hole saucer Prosser type button.	1840-1960	Sprague 2002:111
108.3			17		13	1		1	3	H	Architectural	Lithic	Slate	Building Material	Gray	Fragment												flat fragments of slate		
108.4			17		13	1		1	2	H	Household	Ceramic	Refined Earthenware	Indeterminate		Body Sherd		Whiteware	Indeterminate										1815-2017	Azizi et al 1996
108.6			17		13	1		1	3	H	Household	Ceramic	Refined Earthenware	Hollowware		Body/Rim Sherd		Whiteware	Printed		Purple	Floral		w/ self				sherds mend, printed on both surfaces	1829-1915	www.jefpat.org
108.7			17		13	1		1	1	H	Household	Ceramic	Refined Earthenware	Indeterminate		Body Sherd		Pearlware	Painted		Earth Tone Colors	Floral						painted on one surface	1795-1830	Miller et al 2000:12
108.8			17		13	1		1	1	H	Household	Ceramic	Refined Earthenware	Indeterminate		Body Sherd		Whiteware	Painted		Blue	Indeterminate						flat sherd with indeterminate style blue painting on the edge of one surface	1815-2017	Azizi et al 1996
108.9			17		13	1		1	1	H	Household	Ceramic	Refined Earthenware	Indeterminate		Rim Sherd		White Granite	Indeterminate										1840-1930	www.jefpat.org, Wells 2000:324-326
109.10			17		14	2		1	4	H	Architectural	Ceramic	Coarse Earthenware	Brick, Fragment	Orange														Wells 2000:324-326

FS	SB	Fea	TU	STP	Cxt	Strat	Hzn	AU	Count	H/P	Group	Class	Material	Object	Object Color	Part	Manufacture Technique	Ware	1st Decoration	2nd Decoration	Decoration Color	Pattern/Motif	Makers Mark	Mends	Vessel #	Common Name (Species)	Typology	Comments	Dates	Reference
109.1			17		14	2		1	2	H	Fuel	Lithic	Coal	Coal Fragment																
109.1007			17		14	2		1	2	H	Household	Ceramic	Coarse Earthenware	Pan		Body/Rim Sherd		Redware	Slip Decorated	Single Glazed	Yellow, white, light Brown, black	Trailed Slip		Mends w/ self & 86	C-0007			wavy black line around the rim with a white band underneath and above and a yellow band on the outside of those bands. Might go with C-0013.	-1870	
109.1013			17		14	2		1	1	H	Household	Ceramic	Coarse Earthenware	Pan		Body/Rim Sherd		Redware	Slip Decorated	Single Glazed	Yellow, white, light Brown, black	Trailed Slip		Mends w/ 156	C-0013			wavy black line around the rim with a white band underneath and above and a yellow band on the outside of those bands. Might go with C-0007.	-1870	
109.11			17		14	2		1	3	H	Household	Ceramic	Coarse Earthenware	Hollowware		Body Sherd		Redware	Lead Glazed	Double Glazed	Brown							sherds from multiple vessels		
109.12			17		14	2		1	2	H	Household	Ceramic	Coarse Earthenware	Indeterminate		Body Sherd		Redware	Interior Spalled											
109.13			17		14	2		1	16	H	Household	Ceramic	Coarse Earthenware	Indeterminate		Body Sherd		Redware	Lead Glazed	Single Glazed	Brown/Black							sherds from multiple vessels		
109.14			17		14	2		1	2	H	Household	Ceramic	Coarse Earthenware	Hollowware		Base Sherd		Redware	Lead Glazed	Single Glazed	Brown							flat bottom vessel, interior glazed, multiple vessels		
109.15			17		14	2		1	3	H	Household	Ceramic	Coarse Earthenware	Hollowware		Rim Sherd		Redware	Lead Glazed	Single Glazed	Brown							multiple vessels, interior glaze ends before the rim		
109.16			17		14	2		1	3	H	Household	Ceramic	Coarse Earthenware	Hollowware		Rim Sherd		Redware	Slip Decorated	Double Glazed	Green	Over All Slip						Thin-bodied sherds with green glazed on interior and exterior. Two sherds mend but all three likely belong to the same vessel. Possibly part of the same vessel as the handle sherd in FS 156.13.		
109.17			17		14	2		1	1	H	Household	Ceramic	Coarse Earthenware	Hollowware		Rim Sherd		Redware	Slip Decorated	Double Glazed	Yellow, Green	Over All Slip						flared rim shape, overall yellow slip on the exterior, brown and yellow bands on the interior surface, some green on the rim edge	-1870	
109.18			17		14	2		1	6	H	Household	Ceramic	Coarse Earthenware	Indeterminate		Body Sherd		Redware	Slip Decorated	Single Glazed	Yellow, Brown	Trailed Slip						sherds from multiple vessels	-1870	
109.19			17		14	2		1	1	H	Household	Ceramic	Coarse Earthenware	Hollowware		Rim Sherd		Redware	Slip Decorated	Single Glazed	Yellow, Green	Trailed Slip						German style coggled rim, green on the rim edge, some glaze on the exterior, yellow wavy line on the interior	-1870	Azizi et al 1996
109.2			17		14	2		1	1	O	Food Related	Fauna	Shell	Shell Fragment												Oyster				
109.20			17		14	2		1	1	H	Household	Ceramic	Coarse Earthenware	Hollowware		Rim Sherd		Redware	Slip Decorated	Single Glazed	Yellow, Brown	Trailed Slip						sherds from same vessel, brown wavy line around the rim edge with a yellow band below, some glaze on exterior	-1870	
109.21			17		14	2		1	1	H	Architectural	Other	Composite	Mortar	Gray	Fragment												small mortar fragment with white plaster on intact surface		Azizi et al 1996
109.22			17		14	2		1	1	H	Household	Ceramic	Refined Earthenware	Hollowware		Body Sherd		Rockingham	Indeterminate									small sherd, both surfaces have a solid brown glaze	1830-1940	www.jefpat.org
109.23			17		14	2		1	2	H	Household	Ceramic	Refined Earthenware	Indeterminate		Base Sherd		Pearlware	Interior Spalled									base sherds with footrings, multiple vessels	1775-1840	Azizi et al 1996, Miller et al 2000:12
109.24			17		14	2		1	5	H	Household	Ceramic	Refined Earthenware	Indeterminate		Body Sherd		Pearlware	Indeterminate									sherds from multiple vessels	1775-1840	Azizi et al 1996
109.25			17		14	2		1	2	H	Household	Ceramic	Refined Earthenware	Indeterminate		Rim Sherd		Pearlware	Indeterminate									sherds from multiple vessels	1775-1840	Azizi et al 1996
109.26			17		14	2		1	5	H	Household	Ceramic	Refined Earthenware	Indeterminate		Body Sherd		Whiteware	Indeterminate									sherds from multiple vessels	1815-2017	Azizi et al 1996, Miller et al 2000:12
109.27			17		14	2		1	9	H	Household	Ceramic	Refined Earthenware	Indeterminate		Body Sherd		Creamware	Indeterminate									sherds from multiple vessels	1762-1820	Miller et al 2000:12
109.28			17		14	2		1	2	H	Household	Ceramic	Refined Earthenware	Indeterminate		Rim Sherd		Creamware	Indeterminate									sherds from multiple vessels	1762-1820	Miller et al 2000:12
109.29			17		14	2		1	1	H	Household	Ceramic	Refined Earthenware	Plate		Body Sherd		Creamware	Indeterminate									Marly sherd	1762-1820	Miller et al 2000:12
109.30			17		14	2		1	1	H	Household	Ceramic	Refined Earthenware	Plate		Base Sherd		Creamware	Indeterminate									base she with an undercut footring	1762-1820	Miller et al 2000:12
109.3			17		14	2		1	2	H	Personal	Ceramic	Refined Earthenware	Smoking Pipe		Pipe Stem		White Ball Clay												
109.31			17		14	2		1	1	H	Household	Ceramic	Refined Earthenware	Indeterminate		Base Sherd		Creamware	Indeterminate									base sherd with a partial footring	1762-1820	Miller et al 2000:12
109.32			17		14	2		1	1	H	Household	Ceramic	Refined Earthenware	Indeterminate		Base Sherd		Pearlware	Painted		Brown	Indeterminate						base sherd with footring, brown painted line on the footring	1795-1830	Miller et al 2000:12, Azizi et al 1996
109.33			17		14	2		1	4	H	Household	Ceramic	Refined Earthenware	Indeterminate		Body Sherd		Pearlware	Painted		Earth Tone Colors	Floral						sherds from multiple vessels, painted on the interior surface	1795-1830	Miller et al 2000:12
109.34			17		14	2		1	1	H	Household	Ceramic	Refined Earthenware	Indeterminate		Rim Sherd		Pearlware	Painted		Earth Tone Colors	Floral						interior surface has a floral decoration and a painted brown line around the rim edge	1795-1830	Miller et al 2000:12, Miller et al 2000:13
109.35			17		14	2		1	2	H	Household	Ceramic	Refined Earthenware	Indeterminate		Body Sherd		Pearlware	Painted		Brown	Floral						painted on the interior surface, sherds from multiple vessels	1795-1830	Miller et al 2000:12
109.36			17		14	2		1	1	H	Household	Ceramic	Refined Earthenware	Indeterminate		Rim Sherd		Pearlware	Painted		Brown	Floral						floral decoration painted on the interior surface, and a brown line around the rim edge	1795-1830	Miller et al 2000:12, Miller et al 2000:13
109.37			17		14	2		1	2	H	Household	Ceramic	Refined Earthenware	Indeterminate		Body Sherd		Whiteware	Printed		Blue	Indeterminate						printed on the exterior surface	1815-1915	Azizi et al 1996, Miller et al 2000:13
109.38			17		14	2		1	1	H	Household	Ceramic	Refined Earthenware	Indeterminate		Body Sherd		Pearlware	Printed		Blue, Dark	Old Blue-Floral						printed on the exterior surface	1815-1840	Azizi et al 1996
109.39			17		14	2		1	1	H	Household	Ceramic	Refined Earthenware	Hollowware		Rim Sherd		Pearlware/Whiteware	Painted		Blue, Dark	Indeterminate						small rim sherd, entire surface painted blue	1775-1880	Miller et al 2000:12, Miller et al 2000:13
109.4			17		14	2		1	6	O	Indeterminate	Fauna	Bone	Bone		Fragment										Unidentified Mammal		no butcher marks		
109.40			17		14	2		1	64	H	Architectural	Glass	Common Glass	Window Glass	Aqua	Fragment														
109.41			17		14	2		1	3	H	Household	Glass	Common Glass	Container Glass	Aqua	Body Sherd	Mold Blown, Indeterminate											sherds from multiple vessels		
109.42			17		14	2		1	2	H	Household	Glass	Common Glass	Bottle, Panel	Aqua	Body Sherd	Mold Blown, Indeterminate		Embossed			Lettering						embossed "...UCC..."		
109.43			17		14	2		1	12	H	Household	Glass	Lead	Container Glass	Colorless	Body Sherd	Mold Blown, Indeterminate											possibly all from the same vessel		
109.44			17		14	2		1	22	H	Household	Glass	Non-Lead Glass	Container Glass	Colorless	Body Sherd	Mold Blown, Indeterminate											sherds from multiple vessels		
109.45			17		14	2		1	3	H	Architectural	Metal	Iron	Screw		Complete	Indeterminate											gimlet pointed, rusted	1846-	Miller et al 2000:14
109.46			17		14	2		1	1	H	Indeterminate	Metal	Iron	Rod		Fragment	Indeterminate											fragment of a thin iron rod		
109.47			17		14	2		1	4	H	Architectural	Metal	Iron	Nail		Complete	Wire											various sizes	1885-2017	Wells 2000:326-327
109.48			17		14	2		1	6	H	Architectural	Metal	Iron	Nail		Fragment	Cut											rusted shaft fragments	1790-1890	Wells 2000:323-325
109.49			17		14	2		1	3	H	Architectural	Metal	Iron	Nail		Fragment	Cut											machine headed nail fragments	1830-1890	Wells 2000:324-326
109.50			17		14	2		1	1	H	Architectural	Metal	Iron	Nail		Fragment	Cut											machine headed nail fragment	1830-1890	Wells 2000:324-326
109.5			17		14	2		1	2	O	Food Related	Fauna	Bone	Bone		Fragment										Unidentified Mammal		ends are sawn		

FS	SB	Fea	TU	STP	Cxt	Strat	Hzn	AU	Count	H/P	Group	Class	Material	Object	Object Color	Part	Manufacture Technique	Ware	1st Decoration	2nd Decoration	Decoration Color	Pattern/Motif	Makers Mark	Mends	Vessel #	Common Name (Species)	Typology	Comments	Dates	Reference
109.51			17		14	2		1	3	H	Architectural	Metal	Iron	Nail		Complete	Cut											bent nails, machine head	1830-1890	Wells 2000:324-326
109.52			17		14	2		1	16	H	Architectural	Metal	Iron	Nail		Complete	Cut											machine head	1830-1890	Wells 2000:324-326
109.53			17		14	2		1	1	H	Hardware	Metal	Copper Alloy	Latch		Complete	Indeterminate											oval shaped plate with two score holes, movable latch in the center, possibly furniture		
109.54			17		14	2		1	1	H	Architectural	Metal	Iron	Staple		Complete	Indeterminate													
109.55			17		14	2		1	1	H	Indeterminate	Metal	Copper Alloy	Clip		Complete											clip, indeterminate function, small spring between two metal bands		
109.56			17		14	2		1	1	H	Personal	Fauna	Bone	Button		Complete											5 hole button, appears to have been miss-drilled		
109.57			17		14	2		1	34	H	Indeterminate	Metal	Iron	Indeterminate		Fragment											flat rusted metal fragments		Miller et al 2000:12
109.58			17		14	2		1	1	H	Indeterminate	Metal	Iron	Indeterminate		Complete											large (10"x3") flat metal plate with 5 bolts, square hole on one end		
109.59			17		14	2		1	1	H	Indeterminate	Metal	Iron	Hoop		Fragment	Indeterminate										half of a large metal hoop, 11" diameter, 2" wide		
109.6			17		14	2		1	3	O	Indeterminate	Fauna	Bone	Bone		Fragment										Unidentified Bird		no butcher marks		
109.60			17		14	2		1	1	H	Household	Ceramic	Coarse Earthenware	Hollowware		Body Sherd		Redware	Lead Glazed	Double Glazed	Brown & Green							Interior is brown glazed and exterior is green glazed.		
109.7			17		14	2		1	1	H	Household	Fauna	Bone	Utensil		Handle											carved crosshatch pattern, two drilled holes, one with a metal post, one side flat other is curved		Miller et al 2000:12
109.8			17		14	2		1	7	H	Architectural	Lithic	Slate	Building Material	Gray	Fragment											flat slate fragments		
109.9			17		14	2		1	1	P	Unmodifieds	Lithic	Limestone	Rock Fragment	Gray														
110.1			17		31	3			1	H	Architectural	Ceramic	Coarse Earthenware	Brick, Fragment	Orange														Miller et al 2000:12
110.10			17		31	3			1	H	Household	Ceramic	Coarse Earthenware	Pan		Rim Sherd		Redware	Slip Decorated	Single Glazed	Brown	Trailed Slip						guttered rim	-1870	Miller et al 2000:12
110.11			17		31	3			3	H	Architectural	Glass	Common Glass	Window Glass	Aqua	Fragment														
110.12			17		31	3			6	H	Architectural	Metal	Iron	Nail		Fragment	Square											very corroded nails		
110.13			17		31	3			5	H	Indeterminate	Metal	Iron	Indeterminate		Fragment												flat rusted fragments		Miller et al 2000:12
110.2			17		31	3			2	O	Indeterminate	Fauna	Bone	Bone		Fragment										Unidentified Mammal				
110.3			17		31	3			1	H	Household	Ceramic	Refined Earthenware	Indeterminate		Body Sherd		Pearlware	Indeterminate										1775-1840	Azizi et al 1996
110.4			17		31	3			3	H	Household	Ceramic	Refined Earthenware	Hollowware		Base/Body Sherd		Creamware	Indeterminate									tall footring, sherds mend	1762-1820	Miller et al 2000:12
110.5			17		31	3			4	H	Household	Ceramic	Coarse Earthenware	Indeterminate		Body Sherd		Redware	Interior Spalled											
110.6			17		31	3			1	H	Household	Ceramic	Coarse Earthenware	Hollowware		Body/Rim Sherd		Redware	Lead Glazed	Double Glazed	Brown							thin sherd, round rim, bulbous body		
110.7			17		31	3			10	H	Household	Ceramic	Coarse Earthenware	Indeterminate		Body Sherd		Redware	Lead Glazed	Single Glazed	Brown							sherds from multiple vessels		
110.8			17		31	3			3	H	Household	Ceramic	Coarse Earthenware	Indeterminate		Body Sherd		Redware	Slip Decorated	Single Glazed	Brown, Yellow	Trailed & Combed Slip						sherds mend	-1870	
110.9			17		31	3			5	H	Household	Ceramic	Coarse Earthenware	Indeterminate		Body Sherd		Redware	Slip Decorated	Single Glazed	Brown, Yellow	Trailed Slip						sherds from multiple vessels	-1870	
111.1			17		021C	4		2	1	O	Indeterminate	Fauna	Bone	Bone		Fragment										Unidentified Mammal		no butcher marks		
111.10			17		021C	4		2	1	H	Personal	Metal	Copper Alloy	Button		Complete												flat disk button with a wire loop attachment		
111.11			17		021C	4		2	4	H	Architectural	Metal	Iron	Nail		Fragment	Cut											rusted shaft fragments	1790-1890	Wells 2000:323-325
111.12			17		021C	4		2	2	H	Indeterminate	Metal	Iron	Indeterminate		Fragment												rusted flat fragments		Azizi et al 1996
111.2			17		021C	4		2	1	H	Household	Ceramic	Refined Earthenware	Indeterminate		Body Sherd		Whiteware	Indeterminate										1815-2017	Azizi et al 1996
111.3			17		021C	4		2	1	H	Household	Ceramic	Refined Earthenware	Hollowware		Body Sherd		Rockingham	Indeterminate										1830-1940	www.jefpat.org
111.4			17		021C	4		2	1	H	Architectural	Ceramic	Coarse Earthenware	Brick, Fragment	Red															
111.5			17		021C	4		2	3	H	Household	Ceramic	Coarse Earthenware	Indeterminate		Body Sherd		Redware	Lead Glazed	Single Glazed								sherds from multiple vessels		Azizi et al 1996
111.6			17		021C	4		2	4	H	Architectural	Glass	Common Glass	Window Glass	Aqua	Fragment														
111.7			17		021C	4		2	1	H	Household	Glass	Common Glass	Container Glass	Green	Body Sherd	Mold Blown, Indeterminate													
111.8			17		021C	4		2	2	H	Household	Glass	Non-Lead Glass	Container Glass	Colorless	Body Sherd	Mold Blown, Indeterminate													
111.9			17		021C	4		2	3	H	Electrical	Glass	Lead	Lamp Glass	Colorless	Body Sherd	Indeterminate													
112.100			17		021B	5		2	1	H	Household	Ceramic	Coarse Earthenware	Hollowware		Body Sherd		Redware	Slip Decorated	Single Glazed	Light Brown & White	Combed Slip						Light brown glaze on the interior of the sherd with a white combed slip design.		Wells 2000:324-326
112.1			17		021B	5		2	113	H	Indeterminate	Metal	Iron	Indeterminate		Fragment	Indeterminate											indeterminate rusted iron flat sheets.		
112.10			17		021B	5		2	21	H	Architectural	Other	Composite	Mortar	White	Fragment												Mortar fragments. Some are very large.		
112.101			17		021B	5		2	1	H	Household	Ceramic	Coarse Earthenware	Hollowware		Body Sherd		Redware	Slip Decorated	Single Glazed	Light Brown & White	Combed Slip						Light brown glaze on the interior of the sherd with a white combed slip design.		
112.1025			17		021B	5		2	1	H	Activities	Ceramic	Coarse Earthenware	Flower Pot		Body/Rim Sherd		Redware	Unglazed					w/ 72, 98, 112, 172, 98	C-0025			Sherds mend. German style rim. Unglazed.		Wells 2000:324-326
112.1038			17		021B	5		2	1	H	Household	Ceramic	Coarse Earthenware	Pan		Base/Body/Rim Sherd		Redware	Slip Decorated	Single Glazed	Brown, Dark	Trailed Slip		w/72, 74, 112 & 113	C-0038			Sherds mend. Trailed slip on interior has straight lines alternating w/ wavy twisted lines.	-1870	Azizi et al 1996
112.1043			17		021B	5		2	1	H	Household	Ceramic	Refined Earthenware	Hollowware		Body/Rim Sherd		Pearlware	Painted		Earth Tone Colors	Floral		w/ 348, 114, 98, 79	C-0043			Solid brown rim around the top of the rim. Thin blue rim in the middle of the sherd. Blue, green, and brown floral painting on the sherd all on the inside. Of the sherd. Solid brown band on the outside of the sherd.	1795-1830	Miller et al 2000:12
112.1050			17		021B	5		2	3	H	Household	Ceramic	Coarse Earthenware	Pan		Base/Body/Rim Sherd		Redware	Slip Decorated	Single Glazed	Green, White, & Dark Brown	Trailed Slip		w/ self, 255 & 98	C-0050			Pan has a German-style rim. Only some of the sherds mend but they all likely belong to the same pan. There is a white slip line on top of rim and body has a combination of white, green, & dark brown slip lines in an undulating pattern. See extra info.	-1870	
112.1065			17		021B	5		2	1	H	Household	Ceramic	Coarse Earthenware	Hollowware		Rim Sherd		Redware	Slip Decorated	Single Glazed	Light Brown & Black	Trailed Slip			C-0065			Probably a pan/dish; German-style rim. One straight dark brown slip line visible on top of interior rim.		
112.1068			17		021B	5		2	1	H	Household	Ceramic	Coarse Earthenware	Bowl		Body/Rim Sherd		Redware	Slip Decorated	Single Glazed	Green, Yellow, Dark Brown, Light Brown	Trailed Slip			C-0068			German style rim. Two yellow trailed slip lines on rim followed by a wavy dark brown line followed by a green slip decoration that is partially spalled. Sherds do not mend.		Azizi et al 1996
112.1069			17		021B	5		2	1	H	Household	Ceramic	Coarse Earthenware	Hollowware		Body/Rim Sherd		Redware	Slip Decorated	Single Glazed	Yellow, Dark Brown & Light Brown	Trailed Slip		do not mend	C-0069			Probably a bowl or basin. Likely would have had a German-style rim but it is spalled off. Two Parallel straight yellow slip lines visible on rim with a wavy dark brown slip line under them and another set of parallel straight yellow slip lines under that.		
112.11			17		021B	5		2	24	O	Indeterminate	Fauna	Bone	Bone		Fragment										Unidentified Mammal		Unidentified mammal bones.		

FS	SB	Fea	TU	STP	Cxt	Strat	Hzn	AU	Count	H/P	Group	Class	Material	Object	Object Color	Part	Manufacture Technique	Ware	1st Decoration	2nd Decoration	Decoration Color	Pattern/Motif	Makers Mark	Mends	Vessel #	Common Name (Species)	Typology	Comments	Dates	Reference
112.12			17		021B	5		2	1	O	Indeterminate	Fauna	Bone	Bone		Fragment										Indeterminate		Unidentified animal bone; possibly bird.		
112.13			17		021B	5		2	1	O	Indeterminate	Fauna	Bone	Bone		Fragment										Unidentified Mammal		Unidentified mammal tooth.		
112.14			17		021B	5		2	2	O	Food Related	Fauna	Shell	Shell Fragment	White	Fragment										Oyster		3 pieces of oyster shells; two have hinges.		
112.15			17		021B	5		2	1	H	Household	Fauna	Bone	Utensil	Tan	Handle	Cut /Carved		Undecorated									Undecorated bone handle.		
112.16			17		021B	5		2	35	H	Architectural	Glass	Common Glass	Window Glass	Aqua	Fragment												Aqua window glass fragments.		
112.17			17		021B	5		2	1	H	Personal	Fauna	Shell	Button	White	Fragment	Cut /Carved											Two hole mother of pearl shell button		
112.18			17		021B	5		2	1	H	Indeterminate	Synthetic	Other	Other	Tan	Fragment												Tan string fragment.		
112.19			17		021B	5		2	1	O	Other	Flora	Wood	Charcoal Fragment	Black	Fragment												Charcoal fragment.		
112.2			17		021B	5		2	1	H	Architectural	Metal	Iron	Nail		Fragment	Indeterminate											Nail and Washer.		
112.20			17		021B	5		2	1	H	Household	Glass	Common Glass	Bottle, Beer/Soda	Aqua	Body Sherd	Indeterminate											Aqua beer/soda bottle body fragment.		
112.21			17		021B	5		2	1	H	Household	Glass	Common Glass	Indeterminate	Blue, Dark	Fragment	Indeterminate											Dard blue glass that might come from manufacture or be a fragment of a vessel.		
112.22			17		021B	5		2	1	H	Household	Glass	Common Glass	Container Glass	Amber	Body Sherd	Indeterminate											Amber curved glass.		
112.23			17		021B	5		2	7	H	Household	Glass	Non-Lead Glass	Container Glass	Colorless	Fragment	Indeterminate											colorless curved glass.		
112.24			17		021B	5		2	1	H	Household	Glass	Lead	Container Glass	Colorless	Rim Sherd	Indeterminate											colorless curved glass rim.		
112.25			17		021B	5		2	1	H	Indeterminate	Glass	Lead	Indeterminate	Colorless	Rim Sherd	Indeterminate											colorless flared glass rim; possible rim for a lamp or container.		
112.26			17		021B	5		2	3	H	Household	Glass	Lead	Container Glass	Colorless	Body Sherd	Indeterminate											curved colorless body sherds.		
112.27			17		021B	5		2	1	H	Household	Ceramic	Refined Earthenware	Hollowware		Handle		Pearlware	Indeterminate									Pearlware handle with two ribs.	1775-1840	Azizi et al 1996
112.28			17		021B	5		2	1	H	Household	Ceramic	Refined Earthenware	Hollowware		Base/Body/Rim Sherd		Unidentified Refined Earthenware	Indeterminate									Indeterminate refined earthenware base/body/rim fragment. Base is broken off. Two under cut rings around the base. Burned.		Azizi et al 1996
112.29			17		021B	5		2	1	H	Household	Ceramic	Refined Earthenware	Flatware		Base Sherd		Pearlware	Indeterminate									Pearlware is undecorated.. Obvious use marks on one side of the sherd.	1775-1840	Azizi et al 1996, Wells 2000:324-326
112.30			17		021B	5		2	9	H	Household	Ceramic	Refined Earthenware	Indeterminate		Body Sherd		Pearlware	Indeterminate									Indeterminate pearlware sherds.	1775-1840	Azizi et al 1996
112.3			17		021B	5		2	16	H	Architectural	Metal	Iron	Nail		Fragment	Indeterminate											Indeterminate nails.		
112.31			17		021B	5		2	1	H	Household	Ceramic	Refined Earthenware	Indeterminate		Body Sherd		Pearlware	Indeterminate	Exterior Spalled								Indeterminate pearlware sherd with exterior spalled.	1775-1840	Azizi et al 1996
112.32			17		021B	5		2	1	H	Household	Ceramic	Refined Earthenware	Indeterminate		Rim Sherd		Pearlware	Indeterminate									Pearlware rim sherd.	1775-1840	Azizi et al 1996, Miller et al 2000:13
112.33			17		021B	5		2	1	H	Household	Ceramic	Refined Earthenware	Indeterminate		Base Sherd		Pearlware	Indeterminate									Pearlware base sherd that is cut off so, base type is unable to be determined.	1775-1840	Azizi et al 1996, www.jefpat.org
112.34			17		021B	5		2	1	H	Household	Ceramic	Refined Earthenware	Indeterminate		Base Sherd		Pearlware	Indeterminate									Pearlware base sherd that is cut off so, base type is unable to be determined.	1775-1840	Azizi et al 1996, Denker & Denker 1985:54-68
112.35			17		021B	5		2	2	H	Household	Ceramic	Refined Earthenware	Indeterminate		Base Sherd		Pearlware	Indeterminate					Mends w/ self .				Pearlware undercut base.	1775-1840	Azizi et al 1996
112.36			17		021B	5		2	1	H	Household	Ceramic	Porcelain	Indeterminate		Rim Sherd		Porcelain, Hard Paste	Painted, Overglaze		Gray & Red	Dot & Bands						Thin gray band around the interior rim followed by a repeating read dot pattern followed by two thin gray bands.		
112.37			17		021B	5		2	1	H	Household	Ceramic	Porcelain	Hollowware		Rim Sherd		Porcelain, Hard Paste	Painted, Overglaze		Black	Indeterminate						Black paint on exterior of sherd, but unable to determine the design pattern.		
112.38			17		021B	5		2	2	H	Household	Ceramic	Refined Earthenware	Hollowware		Base Sherd		Pearlware	Painted		Orange & Brown	Indeterminate		Mends w/ self				Pearlware sherd with orange painted circles in a line with brown accents on the interior. Unable to determine the overall pattern.	1795-1830	Miller et al 2000:12
112.39			17		021B	5		2	1	H	Household	Ceramic	Refined Earthenware	Hollowware		Base Sherd		Pearlware	Painted		Orange & Green	Indeterminate						One curved orange line and one curved green line on the interior. No decoration on the exterior.	1795-1830	Miller et al 2000:12
112.4			17		021B	5		2	3	H	Architectural	Metal	Iron	Nail		Fragment	Cut											Cut nails	1830-1890	Wells 2000:324-326
112.40			17		021B	5		2	2	H	Household	Ceramic	Refined Earthenware	Indeterminate		Base Sherd		Whiteware	Indeterminate					Mends w/ self.				White ware foot that mends; indeterminate decoration. Flat foot if it is a foot.	1815-	Azizi et al 1996
112.41			17		021B	5		2	1	H	Household	Ceramic	Refined Earthenware	Indeterminate		Indeterminate		Pearlware	Indeterminate		Blue							Pearlware sherd with blue decoration either paint or print, but unable to determine because the sherd is so small.	1775-1840	Azizi et al 1996
112.42			17		021B	5		2	1	H	Household	Ceramic	Refined Earthenware	Indeterminate		Body Sherd		Pearlware	Painted		Blue	Floral						Floral painting on the interior of the sherd in blue.	1775-1830	Miller et al 2000:12
112.43			17		021B	5		2	1	H	Household	Ceramic	Refined Earthenware	Indeterminate		Body Sherd		Pearlware	Painted		Blue	Floral						Floral painting on the interior of the sherd in blue.	1775-1830	Miller et al 2000:12
112.44			17		021B	5		2	1	H	Household	Ceramic	Refined Earthenware	Indeterminate		Body Sherd		Pearlware	Painted		Blue	Indeterminate						Indeterminate painting on the interior of the sherd in blue.	1775-1830	Miller et al 2000:12
112.45			17		021B	5		2	1	H	Household	Ceramic	Refined Earthenware	Indeterminate		Body Sherd		Pearlware	Indeterminate	Exterior Spalled	Blue	Indeterminate						Indeterminate painting or printing on the sherd in blue. Sherd is too small to tell.	1775-1840	Azizi et al 1996
112.46			17		021B	5		2	1	H	Household	Ceramic	Refined Earthenware	Indeterminate		Rim Sherd		Pearlware	Molded Pattern	Painted	Green	Shell Edge, Indeterminate						Green shell edge rim that has slanted molding, but unable e to tell if it is scalloped or not because the sherd is too small.	1775-1840	Azizi et al 1996
112.47			17		021B	5		2	1	H	Household	Ceramic	Refined Earthenware	Indeterminate		Body Sherd		Pearlware	Printed		Blue	Indeterminate						Printed pattern in blue on the interior of a blue pearlware sherd. Unable to determine the pattern.	1803-1830	www.jefpat.org, Miller et al 2000:12
112.48			17		021B	5		2	1	H	Household	Ceramic	Refined Earthenware	Indeterminate		Rim Sherd		Pearlware	Painted		Blue	Banded						Interior rim has a painted blue band and then a crisscrossed diamond pattern followed by two bands.	1775-1830	Miller et al 2000:12
112.50			17		021B	5		2	1	H	Household	Ceramic	Refined Earthenware	Hollowware		Rim Sherd		Pearlware	Painted		Earth Tone Colors	Banded						Interior of the rim has a brown band. The exterior has a solid yellow band with brown bands on the exteriors of the yellow line. On the exterior there are also other brown painted figures, but unable to tell the pattern.	1795-1830	Miller et al 2000:12
112.5			17		021B	5		2	1	H	Commercial	Metal	Copper Alloy	Coin		Fragment	Stamped											1782 Connecticut Copper (MDH) KM # 13 "laughing head"	1782-	
112.51			17		021B	5		2	1	H	Household	Ceramic	Refined Earthenware	Hollowware		Rim Sherd		Pearlware	Painted		Earth Tone Colors	Banded						Brown band on the interior. Brown band on the exterior that dips down into a coil into the yellow band.	1795-1830	Miller et al 2000:12
112.52			17		021B	5		2	1	P	Debitage	Lithic	Quartzite	Flake Fragment	Gray	Proximal														
112.53			17		021B	5		2	1	H	Household	Ceramic	Refined Earthenware	Indeterminate		Body Sherd		Pearlware	Painted		Earth Tone Colors	Indeterminate						Painted yellow band with a thin brown band underneath. Brown coil on the yellow band.	1795-1830	Miller et al 2000:12, Wells 2000:324-326
112.54			17		021B	5		2	1	H	Household	Ceramic	Refined Earthenware	Indeterminate		Body Sherd		Pearlware	Painted		Earth Tone Colors	Indeterminate						Yellow band on the exterior with a thin brown band underneath and brown painted line within the yellow.	1795-1830	Miller et al 2000:12

FS	SB	Fea	TU	STP	Cxt	Strat	Hzn	AU	Count	H/P	Group	Class	Material	Object	Object Color	Part	Manufacture Technique	Ware	1st Decoration	2nd Decoration	Decoration Color	Pattern/Motif	Makers Mark	Mends	Vessel #	Common Name (Species)	Typology	Comments	Dates	Reference
112.55			17		021B	5		2	17	H	Household	Ceramic	Refined Earthenware	Indeterminate		Body Sherd		Creamware	Indeterminate									Undecorated creamware sherds, but are small so unable to determine if the whole vessel is undecorated.	1762-1820	Miller et al 2000:12
112.56			17		021B	5		2	1	H	Household	Ceramic	Refined Earthenware	Indeterminate		Body Sherd		Creamware	Indeterminate	Exterior Spalled								Undecorated creamware sherd, but are small so unable to determine if the whole vessel is undecorated. Exterior is spalled.	1762-1820	Miller et al 2000:12
112.57			17		021B	5		2	1	H	Household	Ceramic	Refined Earthenware	Indeterminate		Base Sherd		Creamware	Indeterminate									Undecorated creamware sherd, but are small so unable to determine if the whole vessel is undecorated.	1762-1820	Miller et al 2000:12, Azizi et al 1996
112.58			17		021B	5		2	6	H	Household	Ceramic	Refined Earthenware	Indeterminate		Rim Sherd		Creamware	Indeterminate									Undecorated creamware rim sherds, but are small so unable to determine if the whole vessel is undecorated.	1762-1820	Miller et al 2000:12, Miller et al 2000:13
112.59			17		021B	5		2	1	H	Household	Ceramic	Refined Earthenware	Indeterminate		Rim Sherd		Creamware	Molded Pattern			Paneled						Creamware paneled rim that is scalloped.	1762-1820	Miller et al 2000:12
112.6			17		021B	5		2	1	H	Hardware	Metal	Iron	Screw		Fragment	Indeterminate											Rusted screw.		www.jefpat.org
112.60			17		021B	5		2	3	H	Household	Ceramic	Refined Earthenware	Indeterminate		Body/Rim Sherd		Creamware	Painted		Earth Tone Colors	Floral		Mends w/ self.				Two body sherds with an orange dotted line and an orange solid line with green V on the end of one of the orange lines. The rim has a solid brown line on the interior and the orange dotted line. Sherds mend.	1795-1820	Miller et al 2000:12
112.62			17		021B	5		2	3	H	Household	Ceramic	Coarse Earthenware	Hollowware		Body Sherd		Redware	Indeterminate	Interior Spalled								Interior was spalled and the exterior was undecorated.		www.jefpat.org
112.65			17		021B	5		2	1	H	Household	Ceramic	Coarse Earthenware	Hollowware		Body Sherd		Redware	Slip Decorated	Double Glazed	Brown, White & Green	Indeterminate						Exterior is green and interior is white with brown glaze. Unable to determine the pattern.		
112.66			17		021B	5		2	1	H	Household	Ceramic	Coarse Earthenware	Hollowware		Body Sherd		Redware	Lead Glazed	Double Glazed	Brown & Green							Green glaze on the exterior and brown glaze on the interior.		Miller 1993
112.67			17		021B	5		2	2	H	Household	Ceramic	Coarse Earthenware	Hollowware		Body Sherd		Redware	Lead Glazed	Interior Spalled	Green							Green glaze on the exterior and spalled on the interior.		
112.68			17		021B	5		2	2	H	Household	Ceramic	Coarse Earthenware	Hollowware		Body Sherd		Redware	Slip Decorated	Single Glazed	Light Brown, Green & White	Indeterminate						Redware body sherd with light brown glaze with a green design and white glaze on the interior. Exterior is undecorated.		
112.69			17		021B	5		2	1	H	Household	Ceramic	Coarse Earthenware	Hollowware		Rim Sherd		Redware	Indeterminate	Interior Spalled								Small rim spalled on the interior and undecorated on the exterior.		
112.7			17		021B	5		2	1	H	Personal	Metal	Copper Alloy	Button		Fragment	Indeterminate											Copper alloy shank button. May have illegible etchings on the surface of the button, but unable to tell.		Azizi et al 1996
112.70			17		021B	5		2	3	H	Household	Ceramic	Coarse Earthenware	Hollowware		Body Sherd		Redware	Lead Glazed	Single Glazed	Brown, Light							Light brown glaze on the interior.		
112.71			17		021B	5		2	1	H	Household	Ceramic	Coarse Earthenware	Hollowware		Body Sherd		Redware	Lead Glazed	Single Glazed	Brown, Light							Light brown glaze with black flecking on the interior.		
112.72			17		021B	5		2	3	H	Household	Ceramic	Coarse Earthenware	Hollowware		Body Sherd		Redware	Lead Glazed	Single Glazed	Brown, Light							Light brown glaze on the interior.		
112.73			17		021B	5		2	12	H	Household	Ceramic	Coarse Earthenware	Hollowware		Body Sherd		Redware	Lead Glazed	Single Glazed	Brown, Dark							Dark brown glaze on the interior of the sherds. The glaze has a metallic sheen. Sherds do not mend.		Azizi et al 1996
112.74			17		021B	5		2	11	H	Household	Ceramic	Coarse Earthenware	Hollowware		Body Sherd		Redware	Lead Glazed	Single Glazed	Brown, Dark							Dark reddish-brown glaze on the interior of the sherds.		
112.75			17		021B	5		2	9	H	Household	Ceramic	Coarse Earthenware	Hollowware		Body Sherd		Redware	Lead Glazed	Single Glazed	Black							Black glaze on the interior of the sherd with mat glaze.		
112.76			17		021B	5		2	1	H	Household	Ceramic	Coarse Earthenware	Hollowware		Rim Sherd		Redware	Lead Glazed	Exterior Spalled	Brown							Interior has brown glaze with exterior spalled.		
112.77			17		021B	5		2	4	H	Household	Ceramic	Coarse Earthenware	Hollowware		Body Sherd		Redware	Lead Glazed	Single Glazed	Brown							Brown glaze on the interior.		
112.78			17		021B	5		2	2	H	Household	Ceramic	Coarse Earthenware	Hollowware		Body Sherd		Redware	Lead Glazed	Single Glazed	Brown							Brown glaze on the interior of the vessel. Glaze is more mat in color.		
112.79			17		021B	5		2	1	H	Household	Ceramic	Coarse Earthenware	Hollowware		Rim Sherd		Redware	Lead Glazed	Single Glazed	Brown, Light							Light brown glaze on the rim.		
112.80			17		021B	5		2	1	H	Household	Ceramic	Coarse Earthenware	Hollowware		Rim Sherd		Redware	Lead Glazed	Single Glazed	Black							German style rim with black metallic colored glaze on the interior.		Azizi et al 1996
112.8			17		021B	5		2	1	H	Personal	Metal	Copper Alloy	Buckle		Fragment	Indeterminate											Belt buckle frame with two teeth that would heave punctured the belt. Slightly bent.		
112.81			17		021B	5		2	13	H	Household	Ceramic	Coarse Earthenware	Hollowware		Rim Sherd		Redware	Lead Glazed	Single Glazed	Brown							Sherds with brown glaze on the interior with black flecking.		
112.82			17		021B	5		2	3	H	Household	Ceramic	Coarse Earthenware	Hollowware		Base Sherd		Redware	Lead Glazed	Single Glazed	Black							Black glaze on the interior of the foot.		
112.83			17		021B	5		2	1	H	Household	Ceramic	Coarse Earthenware	Hollowware		Rim Sherd		Redware	Lead Glazed		Black							Black glaze smear on the top of the small rim.		
112.84			17		021B	5		2	3	H	Household	Ceramic	Coarse Earthenware	Hollowware		Body Sherd		Redware	Lead Glazed		Brown, Dark							Dark brown glaze with reddish tint.		
112.85			17		021B	5		2	4	H	Household	Ceramic	Coarse Earthenware	Hollowware		Body Sherd		Redware	Lead Glazed		Brown, Dark							Dark brown glaze with reddish metallic tint		
112.86			17		021B	5		2	1	H	Household	Ceramic	Coarse Earthenware	Hollowware		Body Sherd		Redware	Lead Glazed	Exterior Spalled	Black							Interior black metallic glaze. Exterior spalled.		
112.87			17		021B	5		2	1	H	Household	Ceramic	Coarse Earthenware	Hollowware		Body Sherd		Redware	Lead Glazed	Double Glazed	Green & Dark Brown							Dark brown glaze on the interior with the metallic sheen. Green glaze on the exterior.		
112.88			17		021B	5		2	1	H	Household	Ceramic	Coarse Earthenware	Hollowware		Body Sherd		Redware	Lead Glazed	Single Glazed	Brown, Light							Light brown glaze on the interior of the sherd.		Miller et al 2000:12
112.89			17		021B	5		2	1	H	Household	Ceramic	Coarse Earthenware	Hollowware		Body Sherd		Redware	Lead Glazed	Double Glazed	Brown							Brown glaze on the interior with dark brown flecking, and brown glaze on the exterior.		Azizi et al 1996
112.9			17		021B	5		2	5	H	Architectural	Ceramic	Coarse Earthenware	Brick, Fragment	Red													Two large brick fragments; no complete sides.		
112.90			17		021B	5		2	1	H	Household	Ceramic	Coarse Earthenware	Hollowware		Body Sherd		Redware	Lead Glazed	Single Glazed	Brown							Brown glaze on the interior of sherd.		
112.91			17		021B	5		2	1	H	Household	Ceramic	Coarse Earthenware	Hollowware		Rim Sherd		Redware	Slip Decorated	Single Glazed	Light Brown, Black & White	Trailed & Combed Slip						German rim. Light brown glaze background with white slip design with black curved outline around it. Unable to determine the design.		
112.92			17		021B	5		2	1	H	Household	Ceramic	Coarse Earthenware	Hollowware		Rim Sherd		Redware	Lead Glazed	Exterior Spalled	Brown, Dark							Dark brown glaze on the interior. Exterior spalled.		
112.95			17		021B	5		2	1	H	Household	Ceramic	Coarse Earthenware	Hollowware		Rim Sherd		Redware	Slip Decorated	Exterior Spalled	Brown & White	Trailed Slip						Interior of the rime has a brown glaze. The top of the rim has a white band. The exterior is spalled.		
112.97			17		021B	5		2	1	H	Household	Ceramic	Coarse Earthenware	Hollowware		Body Sherd		Redware	Slip Decorated	Single Glazed	Light Brown & Yellow	Trailed Slip						Two yellow bands on a light brown glaze on the interior of the body sherd.		
112.99			17		021B	5		2	1	H	Household	Ceramic	Coarse Earthenware	Hollowware		Body Sherd		Redware	Slip Decorated	Single Glazed	Light Brown, Yellow & White	Trailed Slip						Light brown glaze on the interior of the sherd with a white band and then a yellow band underneath.		
113.1			13		16	6		2	6	H	Architectural	Other	Composite	Mortar	White	Fragment														
113.10			13		16	6		2	1	H	Personal	Ceramic	Refined Earthenware	Smoking Pipe		Pipe Stem		White Ball Clay												
113.1022			13		16	6		2	1	H	Household	Ceramic	Coarse Earthenware	Jar		Body/Rim Sherd		Redware	Lead Glazed	Single Glazed	Brown			w/ 256, 88, 106, 113, 73, 72	C-0022			Jar with mat brown glaze on interior. Collared rim.		
113.1023			13		16	6		2	5	H	Household	Ceramic	Porcelain	Tea Cup		Base/Body/Rim Sherd		Porcelain, Hard Paste	Painted, Overglaze		Red & Gray	Indeterminate		w/ self & 174	C-0023			Painted overglaze floral decoration on exterior. Interior has a thin gray band followed by a red dotted band and then two thin gray bands. Color is faded and stained.		Wells 2000:324-326
113.1033			13		16	6		2	8	H	Household	Ceramic	Refined Earthenware	Plate		Body/Rim Sherd		Pearlware	Molded Pattern	Painted	Green	Shell Edge, Even Scalloped, Curved Lines		w/ self & 161	C-0033			Painted green molded shell edge pattern on interior. Scalloped rim.	1800-1840	www.jefpat.org
113.1038			13		16	6		2	4	H	Household	Ceramic	Coarse Earthenware	Pan		Base/Body/Rim Sherd		Redware	Slip Decorated	Single Glazed	Brown, Dark	Trailed Slip		w/ self, 74, 72 & 112	C-0038			Sherds mend. Trailed slip on interior has straight lines alternating w/ wavy twisted lines.	-1870	

FS	SB	Fea	TU	STP	Cxt	Strat	Hzn	AU	Count	H/P	Group	Class	Material	Object	Object Color	Part	Manufacture Technique	Ware	1st Decoration	2nd Decoration	Decoration Color	Pattern/Motif	Makers Mark	Mends	Vessel #	Common Name (Species)	Typology	Comments	Dates	Reference
113.1051			13		16	6		2	2	H	Household	Ceramic	Coarse Earthenware	Hollowware		Base Sherd		Redware	Slip Decorated	Single Glazed	Yellow, Light Brown	Trailed Slip		w/self & 174, 99	C-0051			Two base sherds with light brown glaze and yellow slip trailed bands on two of the sherds, and on the other two sherds the bands fan out.		
113.1068			13		16	6		2	1	H	Household	Ceramic	Coarse Earthenware	Bowl		Body/Rim Sherd		Redware	Slip Decorated	Single Glazed	Green, Yellow, Dark Brown, Light Brown	Trailed Slip			C-0068			German style rim. Two yellow trailed slip lines on rim followed by a wavy dark brown line followed by a green slip decoration that is partially spalled. Sherds do not mend.		
113.11			13		16	6		2	1	H	Household	Glass	Common Glass	Indeterminate	Olive	Body Sherd	Indeterminate													
113.12			13		16	6		2	1	H	Household	Glass	Non-Lead Glass	Indeterminate	Colorless	Body Sherd	Indeterminate													Miller et al 2000:12
113.13			13		16	6		2	1	H	Household	Glass	Non-Lead Glass	Container Glass	Colorless	Rim Sherd	Indeterminate													
113.14			13		16	6		2	1	H	Household	Glass	Non-Lead Glass	Indeterminate	Colorless	Base Sherd	Mold Blown, Indeterminate										Base sherd w/ glass tipped pontil. Dates base on Glass tipped pontil scar on ext. base.	-1865	
113.16			13		16	6		2	1	H	Household	Glass	Lead	Indeterminate	Colorless	Body Sherd	Indeterminate										Curved lead glass body sherd w/ patina.		
113.17			13		16	6		2	2	H	Household	Ceramic	Coarse Earthenware	Indeterminate		Body Sherd		Redware	Lead Glazed	Single Glazed	Brown						Two vessels represented.		
113.18			13		16	6		2	2	H	Household	Ceramic	Coarse Earthenware	Indeterminate		Body Sherd		Redware	Lead Glazed	Exterior Spalled	Brown						Two vessels represented. Exterior spalled. Interior has brown glaze.		
113.19			13		16	6		2	1	H	Household	Ceramic	Coarse Earthenware	Hollowware		Body Sherd		Redware	Lead Glazed	Single Glazed	Brown						Sherds mend. Incised/tie-down lines on exterior.		Azizi et al 1996
113.2			13		16	6		2	5	H	Architectural	Ceramic	Coarse Earthenware	Brick, Fragment	Orange														Azizi et al 1996
113.20			13		16	6		2	1	H	Household	Ceramic	Coarse Earthenware	Hollowware		Body Sherd		Redware	Lead Glazed	Double Glazed	Brown								
113.21			13		16	6		2	2	H	Household	Ceramic	Coarse Earthenware	Indeterminate		Body Sherd		Redware	Lead Glazed	Single Glazed	Brown, Light						Could be from the same vessel.		
113.22			13		16	6		2	2	H	Household	Ceramic	Coarse Earthenware	Hollowware		Body Sherd		Redware	Lead Glazed	Single Glazed	Brown, Light						Two vessels represented. Light brown glaze on interior. Exterior is unglazed w/ incised/tie-down line.		
113.23			13		16	6		2	2	H	Household	Ceramic	Coarse Earthenware	Indeterminate		Body Sherd		Redware	Lead Glazed	Exterior Spalled	Brown						Two vessels represented.		
113.24			13		16	6		2	3	H	Household	Ceramic	Coarse Earthenware	Indeterminate		Body Sherd		Redware	Indeterminate	Interior Spalled							Multiple vessels represented.		
113.25			13		16	6		2	1	H	Household	Ceramic	Coarse Earthenware	Indeterminate		Rim Sherd		Redware	Lead Glazed	Exterior Spalled	Brown						Interior has brown glaze. Exterior is spalled. Probably a hollowware.		
113.26			13		16	6		2	2	H	Household	Ceramic	Coarse Earthenware	Indeterminate		Rim Sherd		Redware	Indeterminate	Interior Spalled							Partial light brown glaze on exterior along rim. Could be from the same vessel.		
113.27			13		16	6		2	3	H	Household	Ceramic	Coarse Earthenware	Indeterminate		Rim Sherd		Redware	Indeterminate	Interior Spalled							Multiple vessels represented.		
113.28			13		16	6		2	3	H	Household	Ceramic	Coarse Earthenware	Indeterminate		Body Sherd		Redware	Slip Decorated	Single Glazed	Yellow	Trailed Slip						Multiple vessels represented. Yellow trailed slip on interior. A lot of slip decoration is spalled.		
113.29			13		16	6		2	1	H	Household	Ceramic	Coarse Earthenware	Indeterminate		Body Sherd		Redware	Slip Decorated	Exterior Spalled	Yellow	Trailed Slip						Exterior is spalled. Interior is partially spalled. Small amount of yellow trailed slip on interior.		
113.3			13		16	6		2	15	H	Architectural	Glass	Common Glass	Window Glass	Aqua	Fragment														
113.30			13		16	6		2	5	H	Household	Ceramic	Coarse Earthenware	Hollowware		Body/Rim Sherd		Redware	Slip Decorated	Single Glazed	Tan & Dark Brown	Trailed & Combed Slip		w/ self				Interior has tan/yellow combed slip w/ dark brown trailed slip throughout. Sherds mend into two separate halves. Could be a bowl.		
113.3005			13		16	6		2	4	H	Household	Glass	Non-Lead Glass	Tumbler	Colorless	Body/Rim Sherd	Indeterminate		Enameled		Orange, Yellow, & Blue	Indeterminate			G-0005			Non-lead colorless tumbler with enameled design on orange band below the rim followed by a yellow band and then a yellow and blue design. The design was identified as a central European-German pattern dating to 1775-1825 in "Glass in Early America" extra		
113.31			13		16	6		2	1	H	Household	Ceramic	Coarse Earthenware	Indeterminate		Body Sherd		Redware	Slip Decorated	Single Glazed	Green	Indeterminate						Only a small amount of green slip remains, mostly spalled off. Possible "pomegranate" decoration.		
113.32			13		16	6		2	1	H	Household	Ceramic	Coarse Earthenware	Indeterminate		Rim Sherd		Redware	Slip Decorated	Single Glazed	Tan	Trailed Slip						Tan trailed slip line atop rim.		
113.34			13		16	6		2	1	H	Household	Ceramic	Coarse Earthenware	Pan/Dish		Body Sherd		Redware	Slip Decorated	Single Glazed	Yellow	Other						Two straight yellow slip lines visible. Under it is a fragment of the stylized "pomegranate" that appears on vessel # C-0037. Does not mend but likely belongs to C-0037.		Azizi et al 1996
113.35			13		16	6		2	2	H	Household	Ceramic	Porcelain	Indeterminate		Body Sherd		Porcelain, Hard Paste	Indeterminate								Two vessels represented.		Miller et al 2000:12
113.39			13		16	6		2	1	H	Household	Ceramic	Refined Earthenware	Indeterminate		Body Sherd		Whiteware	Indeterminate	Interior Spalled							Interior spalled.	1815-	Azizi et al 1996, Miller 1993
113.4			13		16	6		2	11	H	Architectural	Metal	Iron	Nail		Fragment	Indeterminate												Miller et al 2000:12
113.40			13		16	6		2	1	H	Household	Ceramic	Refined Earthenware	Indeterminate		Body Sherd		Pearlware	Indeterminate									1775-1840	Azizi et al 1996
113.41			13		16	6		2	1	H	Household	Ceramic	Refined Earthenware	Indeterminate		Body Sherd		Pearlware	Painted		Blue	Indeterminate					Painted blue decoration on exterior.	1775-1830	Miller et al 2000:12
113.42			13		16	6		2	1	H	Household	Ceramic	Refined Earthenware	Indeterminate		Rim Sherd		Pearlware	Painted		Blue	Indeterminate					Blue line painted atop rim.	1775-1830	Miller et al 2000:12, Miller et al 2000:13
113.43			13		16	6		2	4	H	Household	Ceramic	Refined Earthenware	Saucer		Body/Rim Sherd		Pearlware	China Glaze, Painted		Blue	Indeterminate					Sherds mend. China glaze painted decoration on interior has intersecting lines followed by a wavy line with 3 dots at the tips.	1775-1810	Miller et al 2000:12, Azizi et al 1996
113.44			13		16	6		2	1	H	Household	Ceramic	Refined Earthenware	Tableware, General		Body/Rim Sherd		Pearlware	Molded Pattern	Painted	Blue	Shell Edge, Even Scalloped, Curved Lines					Could be a small plate. Use wear on rim. Blue painted molded shell edge pattern on interior. Scalloped rim.	1800-1840	www.jefpat.org
113.45			13		16	6		2	1	H	Household	Ceramic	Refined Earthenware	Plate		Base/Body/Rim Sherd		Pearlware	Molded Pattern	Painted	Green	Shell Edge, Even Scalloped, Curved Lines					All sherds from the same plate but do not mend. Shelled edge pattern on interior painted green.	1800-1840	www.jefpat.org
113.46			13		16	6		2	4	H	Household	Ceramic	Refined Earthenware	Indeterminate		Body Sherd		Creamware	Indeterminate								Multiple vessels represented.	1762-1820	Miller et al 2000:12
113.47			13		16	6		2	10	H	Household	Ceramic	Refined Earthenware	Indeterminate		Body Sherd		Creamware	Indeterminate	Interior Spalled							Multiple vessels represented.	1762-1820	Miller et al 2000:12
113.48			13		16	6		2	3	H	Household	Ceramic	Refined Earthenware	Hollowware		Handle		Creamware	Indeterminate								Sherds mend. Partial handle w/ body sherd. To a hollowware.	1762-1820	Miller et al 2000:12
113.49			13		16	6		2	3	H	Household	Ceramic	Refined Earthenware	Indeterminate		Rim Sherd		Creamware	Indeterminate								Two sherds mend. Two vessels represented.	1762-1820	Miller et al 2000:12
113.5			13		16	6		2	1	H	Architectural	Metal	Iron	Nail		Almost Complete	Cut											1830-1890	Wells 2000:324-326
113.50			13		16	6		2	1	H	Household	Ceramic	Refined Earthenware	Indeterminate		Base Sherd		Pearlware	Indeterminate									1775-1840	Azizi et al 1996, Miller et al 2000:13
113.51			13		16	6		2	3	H	Household	Ceramic	Refined Earthenware	Plate		Body/Rim Sherd		Pearlware	Indeterminate								Sherds mend. Royal style rim.	1775-1840	Azizi et al 1996
113.52			13		16	6		2	1	H	Household	Ceramic	Refined Earthenware	Indeterminate		Body Sherd		Unidentified Refined Earthenware	Both Surfaces spalled										Azizi et al 1996
113.6			13		16	6		2	6	H	Indeterminate	Metal	Iron	Indeterminate		Fragment											Rusted flat iron fragments.		Miller et al 2000:12

FS	SB	Fea	TU	STP	Cxt	Strat	Hzn	AU	Count	H/P	Group	Class	Material	Object	Object Color	Part	Manufacture Technique	Ware	1st Decoration	2nd Decoration	Decoration Color	Pattern/Motif	Makers Mark	Mends	Vessel #	Common Name (Species)	Typology	Comments	Dates	Reference
113.7			13		16	6		2	4	O	Indeterminate	Fauna	Bone	Bone		Fragment										Indeterminate				
113.8			13		16	6		2	1	O	Indeterminate	Fauna	Bone	Bone		Fragment										Unidentified Bird				Sprague 2002:115
113.9			13		16	6		2	1	O	Food Related	Fauna	Shell	Shell Hinge		Almost Complete										Oyster				
114.1			13		26	7		2	1	H	Hardware	Metal	Iron	Hook		Complete	Indeterminate											Rusted J-hook with flat circular top		Miller et al 2000:12
114.10			13		26	7		2	1	H	Indeterminate	Metal	Iron	Indeterminate		Complete	Indeterminate											Heavily rusted, possibly a door knocker or a handle, curved bottom with straight slanted sides, gap at the top		
114.1031			13		26	7		2	1	H	Household	Ceramic	Refined Earthenware	Tea Cup		Base/Body/Rim Sherd		Pearlware	Painted		Earth Tone Colors	Floral		w/ 103, 104	C-0031			Three sherds mend, painted floral pattern on the interior, orange line along the rim	1795-1830	Miller et al 2000:12
114.1043			13		26	7		2	1	H	Household	Ceramic	Refined Earthenware	Hollowware		Body/Rim Sherd		Pearlware	Painted		Earth Tone Colors	Floral		w/ 103, 348, 98, 79	C-0043			Solid brown rim around the top of the rim. Thin blue rim in the middle of the sherd. Blue, green, and brown floral painting on the sherd all on the inside. Of the sherd. Solid brown band on the outside of the sherd.	1795-1830	Miller et al 2000:12
114.11			13		26	7		2	13	H	Indeterminate	Metal	Iron	Indeterminate		Fragment	Indeterminate											Flat with sharp corners, rusted		
114.12			13		26	7		2	188	H	Indeterminate	Metal	Iron	Sheet Metal		Fragment	Indeterminate											Fragments of sheet metal, rusted		Wells 2000:324-326
114.13			13		26	7		2	1	O	Food Related	Flora	Seed	Seed		Fragment												Burned walnut fragment		Miller et al 2000:13
114.14			13		26	7		2	1	O	Food Related	Fauna	Bone	Bone		Fragment										Unidentified Mammal		Butcher mark on one end of the fragment		Wells 2000:324-326
114.15			13		26	7		2	2	O	Indeterminate	Fauna	Bone	Bone		Fragment										Unidentified Mammal		No cut or butcher marks visible		
114.16			13		26	7		2	2	O	Indeterminate	Fauna	Bone	Tooth		Fragment										Unidentified Mammal		No cut or butcher marks present, tooth fragments		
114.17			13		26	7		2	0	O	Food Related	Fauna	Shell	Shell Fragment												Indeterminate		One small shell fragment		
114.18			13		26	7		2	1	H	Household	Glass	Non-Lead Glass	Indeterminate	Colorless	Indeterminate	Indeterminate											Flat thin fragment with a thick line through the middle, imbedded in glass		
114.19			13		26	7		2	14	H	Architectural	Glass	Common Glass	Window Glass	Aqua	Fragment														Wells 2000:324-326
114.2			13		26	7		2	1	H	Hardware	Metal	Iron	Door Handle		Fragment	Indeterminate											Door handle, attached to small section of iron door, handle on one side and long section of metal on the other with oval shaped metal attached to it, possibly part of another handle or lock mechanism		
114.20			13		26	7		2	1	H	Household	Glass	Common Glass	Indeterminate	Aqua	Body Sherd	Mold Blown, Indeterminate		Embossed			Lettering						Edge of a sunken panel and a rounded corner visible, embossed: "...IH..."		
114.21			13		26	7		2	1	H	Lighting	Glass	Non-Lead Glass	Lamp Glass	Colorless	Body Sherd	Indeterminate											Very thin curved fragment		
114.22			13		26	7		2	2	H	Household	Glass	Lead	Container Glass	Colorless	Body Sherd	Mold Blown, Indeterminate		Molded Pattern			Paneled						Two panels visible on each fragment		
114.23			13		26	7		2	4	H	Household	Ceramic	Refined Earthenware	Indeterminate		Body Sherd		Creamware	Indeterminate									Curved fragments	1762-1820	Miller et al 2000:12
114.24			13		26	7		2	1	H	Household	Ceramic	Refined Earthenware	Indeterminate		Base Sherd		Pearlware	Painted		Earth Tone Colors	Indeterminate						Green and orange visible, and thin brown looped lines, tooled wedge footring	1795-1830	Miller et al 2000:12
114.25			13		26	7		2	1	H	Household	Ceramic	Refined Earthenware	Indeterminate		Body Sherd		Pearlware	Painted		Earth Tone Colors	Indeterminate						Curved fragment with at least three orange and brown circles visible	1795-1830	Miller et al 2000:12
114.28			13		26	7		2	1	H	Household	Ceramic	Refined Earthenware	Indeterminate		Body Sherd		Pearlware	Printed		Blue	Indeterminate						Several blue lines visible, not enough to determine pattern	1803-1830	www.jefpat.org
114.29			13		26	7		2	1	H	Household	Ceramic	Refined Earthenware	Indeterminate		Indeterminate		Pearlware	Printed	Exterior Spalled	Blue	Indeterminate						Several blue lines visible, not enough to determine pattern	1803-1830	www.jefpat.org
114.30			13		26	7		2	2	H	Household	Ceramic	Refined Earthenware	Indeterminate		Indeterminate		Pearlware	Indeterminate									Two flat fragments	1775-1840	Azizi et al 1996
114.3			13		26	7		2	1	H	Architectural	Metal	Iron	Nail		Fragment	Indeterminate											Rusted, point missing, possibly cut		
114.31			13		26	7		2	3	H	Household	Ceramic	Refined Earthenware	Indeterminate		Body Sherd		Pearlware	Indeterminate									No decoration visible, curved fragments	1775-1840	Azizi et al 1996
114.32			13		26	7		2	1	H	Household	Ceramic	Refined Earthenware	Indeterminate		Rim Sherd		Whiteware	Indeterminate									No decoration visible	1815-	Azizi et al 1996
114.33			13		26	7		2	1	H	Household	Ceramic	Refined Earthenware	Indeterminate		Indeterminate		Whiteware	Indeterminate									No decoration visible, curved fragment	1815-	Azizi et al 1996
114.34			13		26	7		2	2	H	Architectural	Ceramic	Coarse Earthenware	Brick, Fragment	Orange														
114.35			13		26	7		2	2	H	Household	Ceramic	Coarse Earthenware	Hollowware		Body Sherd		Redware	Dark Patches in Glaze	Single Glazed	Brown	Blotched						Exterior is unglazed, interior is glazed		
114.36			13		26	7		2	1	H	Household	Ceramic	Coarse Earthenware	Hollowware		Body Sherd		Redware	Dark Patches in Glaze	Single Glazed	Brown	Indeterminate						Darker line in glaze, curved		
114.37			13		26	7		2	2	H	Household	Ceramic	Coarse Earthenware	Hollowware		Body Sherd		Redware	Slip Decorated	Single Glazed	White, Green	Indeterminate						Green and white slip lines visible		
114.38			13		26	7		2	1	H	Household	Ceramic	Coarse Earthenware	Hollowware		Body Sherd		Redware	Exterior Spalled	Slip Decorated	Green	Indeterminate						Interior is glazed, only green visible, not enough to determine pattern		
114.39			13		26	7		2	1	H	Household	Ceramic	Coarse Earthenware	Indeterminate		Body Sherd		Redware	Interior Spalled	Slip Decorated	White	Indeterminate						Glazed on the exterior, only white visible		
114.4			13		26	7		2	12	H	Architectural	Metal	Iron	Nail		Fragment	Indeterminate											Rusted nail fragments		
114.40			13		26	7		2	1	H	Household	Ceramic	Coarse Earthenware	Hollowware		Body Sherd		Redware	Dark Patches in Glaze	Double Glazed	Brown	Indeterminate						One dark patch visible, molded line around the exterior, possibly base of a rim		
114.41			13		26	7		2	1	H	Household	Ceramic	Coarse Earthenware	Hollowware		Body Sherd		Redware	Slip Decorated	Single Glazed	White, Brown	Indeterminate						Round, folded rim fragment, glazed on the interior, exterior is unglazed, brown wavy line along the inner rim surrounded by white		
114.42			13		26	7		2	2	H	Household	Ceramic	Coarse Earthenware	Hollowware		Body Sherd		Redware	Slip Decorated	Single Glazed	Yellow & Green	Trailed Slip w/ Copper Blotches						Two fragmented straight yellow slip lines visible with copper blotch visible under them. Does not mend but could be part of the same vessel as the sherds in FS # 74.10.		
114.43			13		26	7		2	1	H	Household	Ceramic	Coarse Earthenware	Hollowware		Body Sherd		Redware	Slip Decorated	Single Glazed	White	Indeterminate						At least two parallel white lines visible		
114.44			13		26	7		2	1	H	Household	Ceramic	Coarse Earthenware	Hollowware		Body Sherd		Redware	Exterior Spalled	Slip Decorated	White, Green	Indeterminate						At least two parallel white lines visible with indeterminate pattern underneath the lines, small section of green visible, possibly base of a rim		
114.45			13		26	7		2	1	H	Household	Ceramic	Coarse Earthenware	Indeterminate		Rim Sherd		Redware	Interior Spalled									Exterior rim fragment, unglazed		
114.46			13		26	7		2	1	H	Household	Ceramic	Coarse Earthenware	Hollowware		Rim Sherd		Redware	Exterior Spalled	Single Glazed	Brown							Interior is glazed, top of the rim is unglazed		
114.47			13		26	7		2	1	H	Household	Ceramic	Coarse Earthenware	Hollowware		Rim Sherd		Redware	Lead Glazed	Single Glazed	Brown							Square folded rim, interior is glazed, exterior is unglazed		
114.48			13		26	7		2	1	H	Household	Ceramic	Coarse Earthenware	Indeterminate		Body Sherd		Redware	Interior Spalled									Exterior is unglazed		
114.49			13		26	7		2	2	H	Household	Ceramic	Coarse Earthenware	Hollowware		Body Sherd		Redware	Exterior Spalled	Lead Glazed	Brown							Interior is glazed		
114.5			13		26	7		2	4	H	Indeterminate	Metal	Iron	Indeterminate		Fragment	Indeterminate											Narrow, flat rusted fragments		
114.50			13		26	7		2	2	H	Household	Ceramic	Coarse Earthenware	Hollowware		Body Sherd		Redware	Lead Glazed	Single Glazed	Brown							Mostly spalled on the interior, small section of glaze visible, exterior is unglazed, tie-down line visible		
114.51			13		26	7		2	2	H	Household	Ceramic	Coarse Earthenware	Hollowware		Body Sherd		Redware	Lead Glazed	Single Glazed	Brown							Interior is glazed, exterior is unglazed, tie-down line visible		
114.52			13		26	7		2	1	H	Household	Ceramic	Coarse Earthenware	Hollowware		Body Sherd		Redware	Lead Glazed	Single Glazed	Brown							Four parallel incised lines visible on the exterior, interior is glazed, exterior is unglazed		
114.53			13		26	7		2	18	H	Household	Ceramic	Coarse Earthenware	Hollowware		Body Sherd		Redware	Lead Glazed	Single Glazed	Brown							Interior is glazed, exterior is unglazed		
114.54			13		26	7		2	1	H	Household	Ceramic	Refined Earthenware	Indeterminate		Body Sherd		Pearlware	Printed		Blue	Indeterminate						Several blue lines visible, not enough to determine pattern	1803-1830	www.jefpat.org

FS	SB	Fea	TU	STP	Cxt	Strat	Hzn	AU	Count	H/P	Group	Class	Material	Object	Object Color	Part	Manufacture Technique	Ware	1st Decoration	2nd Decoration	Decoration Color	Pattern/Motif	Makers Mark	Mends	Vessel #	Common Name (Species)	Typology	Comments	Dates	Reference
114.6			13		26	7		2	2	H	Indeterminate	Metal	Iron	Indeterminate		Fragment	Indeterminate											Two thick curved pieces of metal, look like part of cylindrical object/tube		
114.7			13		26	7		2	12	H	Indeterminate	Metal	Iron	Indeterminate		Fragment	Indeterminate											Thin, curved rusted fragments		
114.8			13		26	7		2	11	H	Indeterminate	Metal	Iron	Indeterminate		Fragment	Indeterminate											Heavily rusted, indeterminate metal fragments		
114.9			13		26	7		2	1	H	Indeterminate	Metal	Copper Alloy	Indeterminate		Fragment	Indeterminate											Round hollow tube-like fragment with round rim, looks like a mouthpiece, possibly part of a pin visible on the interior, tube dips in the middle		
115.1			13		Clean-up				23	H	Indeterminate	Metal	Iron	Indeterminate		Fragment	Indeterminate											Flat rusted iron fragments.		
115.10			13		Clean-up				6	H	Architectural	Glass	Common Glass	Window Glass	Aqua	Fragment														
115.11			13		Clean-up				2	H	Household	Glass	Common Glass	Indeterminate	Aqua	Body Sherd	Indeterminate											Two aqua colored glass body sherds.		
115.12			13		Clean-up				3	H	Household	Glass	Non-Lead Glass	Indeterminate	Colorless	Body Sherd	Indeterminate											Three colorless class body sherds. Multiple vessels represented.		
115.13			13		Clean-up				1	H	Household	Ceramic	Coarse Earthenware	Indeterminate		Body Sherd		Redware	Lead Glazed	Single Glazed	Brown, Light							Light brown glaze on interior. Exterior unglazed.		
115.14			13		Clean-up				2	H	Household	Ceramic	Coarse Earthenware	Indeterminate		Body Sherd		Redware	Lead Glazed	Exterior Spalled	Brown, Light							Sherds mend. Light brown glaze on interior. Exterior spalled.		
115.15			13		Clean-up				3	H	Household	Ceramic	Coarse Earthenware	Indeterminate		Body Sherd		Redware	Lead Glazed	Single Glazed	Brown							Multiple vessels represented. Brown glaze on interior. Exterior unglazed.		
115.16			13		Clean-up				1	H	Household	Ceramic	Coarse Earthenware	Indeterminate		Body Sherd		Redware	Lead Glazed	Single Glazed	Brown, Dark							Dark brown glaze on interior. Exterior unglazed.		
115.17			13		Clean-up				1	H	Household	Ceramic	Refined Earthenware	Indeterminate		Body Sherd		Rockingham	Indeterminate									Rockingham body sherd.	1830-1940	www.jefpat.org
115.18			13		Clean-up				1	H	Household	Ceramic	Refined Earthenware	Indeterminate		Body Sherd		Whiteware	Indeterminate									Whiteware body sherd.	1815-2017	Azizi et al 1996, Miller et al 2000:12
115.19			13		Clean-up				2	H	Household	Ceramic	Refined Earthenware	Indeterminate		Body Sherd		Whiteware	Printed		Blue	Indeterminate						Two vessels represented. Blue printed decoration present.	1815-1915	Azizi et al 1996
115.2			13		Clean-up				1	H	Architectural	Metal	Iron	Nail		Complete	Cut											Rusted cut nail.	1830-1890	Wells 2000:324-326
115.20			13		Clean-up				3	H	Household	Ceramic	Refined Earthenware	Indeterminate		Body Sherd		Pearlware	Indeterminate									Multiple vessels represented. Pearlware body sherds.	1775-1840	Azizi et al 1996
115.21			13		Clean-up				1	H	Household	Ceramic	Refined Earthenware	Indeterminate		Rim Sherd		Pearlware	Indeterminate									Pearlware rim sherd.	1775-1840	Azizi et al 1996
115.22			13		Clean-up				1	H	Household	Ceramic	Refined Earthenware	Hollowware		Base/Body Sherd		Pearlware	Indeterminate									Pearlware base/body sherd. Burned.	1775-1840	Azizi et al 1996
115.23			13		Clean-up				1	H	Household	Ceramic	Refined Earthenware	Hollowware		Body Sherd		Pearlware	Painted		Earth Tone Colors	Lined						Pearlware body sherd. Brown painted line on exterior.	1795-1830	Miller et al 2000:12
115.24			13		Clean-up				1	H	Household	Ceramic	Refined Earthenware	Indeterminate		Rim Sherd		Pearlware	Painted		Blue	Lined						Painted blue line on interior. Could be a saucer.	1775-1830	Miller et al 2000:12, Miller et al 2000:13
115.25			13		Clean-up				1	H	Household	Ceramic	Refined Earthenware	Plate		Body/Rim Sherd		Pearlware	Molded Pattern	Painted	Blue	Shell Edge, Even Scalloped, Curved Lines						Pearlware plate body/rim sherd. Painted blue molded shell edge pattern on interior. Exterior spalled. Scalloped rim.	1800-1840	www.jefpat.org
115.26			13		Clean-up				1	H	Household	Ceramic	Porcelain	Indeterminate		Body Sherd		Porcelain, Hard Paste	Indeterminate									Hard paste porcelain body sherd.		www.jefpat.org
115.3			13		Clean-up				4	H	Architectural	Metal	Iron	Nail		Complete	Cut											Multiple rusted cut nail fragments.	1830-1890	Wells 2000:324-326
115.4			13		Clean-up				1	H	Architectural	Metal	Iron	Spike		Complete	Wire											Rusted wire spike.	1890-2017	Wells 2000
115.5			13		Clean-up				2	H	Fuel	Lithic	Coal	Coal Fragment																
115.6			13		Clean-up				1	O	Indeterminate	Fauna	Bone	Bone		Fragment										Unidentified Mammal		Unidentified mammal long bone fragment.		
115.7			13		Clean-up				1	O	Indeterminate	Fauna	Bone	Bone		Fragment										Unidentified Bird		Unidentified bird bone.		
115.8			13		Clean-up				1	O	Indeterminate	Fauna	Bone	Bone		Fragment										Indeterminate				
115.9			13		Clean-up				1	H	Personal	Fauna	Bone	Button		Complete												4-hole bone button.		
116.901			10		4		B		1	O	Non-Food Related	Flora	Seed	Seed		Complete										Pigweed (Amaranthus L.)				
116.902			10		4		B		1	O	Non-Food Related	Fauna	Shell	Shell		Complete										Indeterminate (Indeterminate)				
116.903			10		4		B		1	O	Indeterminate	Flora	Nut Shell	Shell Fragment		Fragment										Indeterminate (Indeterminate)				
116.904			10		4		B		1	O	Indeterminate	Flora	Seed	Seed		Complete										Groundcherry (Physalis L.)				
116.905			10		4		B		27	O	Food Related	Flora	Seed	Seed		Complete										Rasp/Blackberry (Rubus L.)				
116.906			10		4		B		1	O	Food Related	Flora	Seed	Seed		Complete										Tomato (Solanum L.)				Azizi et al 1996
116.907			10		4		B		3	O	Food Related	Flora	Seed	Seed		Complete										Strawberry (Fragaria L.)				Miller et al 2000:12
116.908			10		4		B		1	O	Non-Food Related	Flora	Seed	Seed		Complete										Crabgrass (Digitaria L.)				www.jefpat.org
116.909			10		4		B		14	O	Food Related	Flora	Seed	Seed		Complete										Rasp/Blackberry (Rubus L.)				Miller et al 2000:13
116.910			10		4		B		1	H	Household	Glass	Non-Lead Glass	Indeterminate	Colorless	Body Sherd	Indeterminate											small colorless body sherd with some staining		www.jefpat.org
116.911			10		4		B		1	H	Household	Ceramic	Refined Earthenware	Indeterminate		Base Sherd		Pearlware/Whiteware	Indeterminate									pearlware base sherd, w/footring spalled & interior spalled. No decoration visible.	1805-1880	Miller et al 2000:13
117.10			11		13	1		1	1	H	Household	Ceramic	Coarse Earthenware	Hollowware		Rim Sherd		Redware	Lead Glazed	Exterior Spalled	Brown, Dark							Interior glazed.		Azizi et al 1996
117.1			11		13	1		1	42	H	Household	Ceramic	Coarse Earthenware	Hollowware		Body Sherd		Redware	Lead Glazed	Single Glazed	Brown, Dark							Interior glazed. Multiple vessels represented.		Miller et al 2000:13
117.100			11		13	1		1	1	H	Indeterminate	Metal	Iron	Indeterminate		Fragment												Flat piece of metal that is bent a the top (like an upside down L) with a hole in the top for a nail or screw.		www.jefpat.org
117.1008			11		13	1		1	1	H	Household	Ceramic	Coarse Earthenware	Hollowware		Body Sherd		Redware	Lead Glazed	Single Glazed	Brown, Dark			w/ 101	C-0008			Mendable body sherds.		Azizi et al 1996
117.101			11		13	1		1	1	H	Indeterminate	Metal	Iron	Indeterminate		Fragment												Possibly a lever-type handle.		
117.102			11		13	1		1	1	H	Indeterminate	Metal	Iron	Indeterminate		Complete												S-shaped meat hook.		Miller et al 2000:13
117.103			11		13	1		1	1	H	Indeterminate	Metal	Copper Alloy	Indeterminate		Complete												Flat geometric patterned object, could be a decorative piece a uniform or clothing piece. Appears to be modern.		
117.104			11		13	1		1	1	H	Indeterminate	Metal	White Metal	Indeterminate		Fragment												Small hollow cylindrical object with a rounded dome on one side. Appears to be modern. Possibly a cap to an old pencil. (likely the cap to entry 117.110).		Azizi et al 1996
117.105			11		13	1		1	6	H	Architectural	Other	Composite	Roofing Tiles	Black	Fragment												Modern roofing tiles. Mostly made of asphalt but with green and red rubber pieces on the outer surface.		
117.106			11		13	1		1	2	H	Indeterminate	Synthetic	Plastic	Indeterminate	Cream	Fragment													1915-	Miller et al 2000:16
117.107			11		13	1		1	3	H	Indeterminate	Synthetic	Plastic	Indeterminate	White	Fragment													1915-	Miller et al 2000:16
117.108			11		13	1		1	1	H	Indeterminate	Synthetic	Plastic	Indeterminate	Blue	Fragment													1915-	Miller et al 2000:16

FS	SB	Fea	TU	STP	Cxt	Strat	Hzn	AU	Count	H/P	Group	Class	Material	Object	Object Color	Part	Manufacture Technique	Ware	1st Decoration	2nd Decoration	Decoration Color	Pattern/Motif	Makers Mark	Mends	Vessel #	Common Name (Species)	Typology	Comments	Dates	Reference
117.109			11		13	1		1	1	H	Indeterminate	Synthetic	Plastic	Indeterminate	White	Fragment												White plastic with indeterminate red writing on the exterior.	1915-	Miller et al 2000:16, www.jefpat.org
117.11			11		13	1		1	1	O	Indeterminate	Fauna	Bone	Tooth		Fragment														Miller et al 2000:12
117.110			11		13	1		1	1	H	Activities	Metal	Aluminum	Pencil Holder		Fragment												Hollow advertisement pencil holder for "Armour's Big Crop Fertilizers" of Baltimore, MD. Writing on exterior says, "Make Every Acre Do Its Best/USE/ARMOUR'S/BIG CROP/FERTILIZERS/ARMOUR/FERTLIZER WORKS/Lexington Bldg. Baltimore, Md." See extra info.		www.jefpat.org
117.111			11		13	1		1	3	H	Activities	Ceramic	Coarse Earthenware	Flower Pot		Base Sherd		Redware	Undecorated					Mends w/ self				Undecorated flower pot base.		
117.112			11		13	1		1	1	H	Household	Ceramic	Coarse Earthenware	Indeterminate		Rim Sherd		Redware	Unglazed	Interior Spalled								Round rim fragment, spalled on the interior, glaze visible near top of the rim, exterior is unglazed		Snyder 1992
117.113			11		13	1		1	1	H	Household	Ceramic	Coarse Earthenware	Hollowware		Rim Sherd		Redware	Slip Decorated	Interior Spalled	Yellow							Exterior glazed.		
117.12			11		13	1		1	2	H	Household	Ceramic	Coarse Earthenware	Hollowware		Rim Sherd		Redware	Lead Glazed	Single Glazed	Brown, Dark									
117.13			11		13	1		1	1	H	Household	Ceramic	Coarse Earthenware	Hollowware		Rim Sherd		Redware	Both Surfaces Spalled									Large rim sherd.		
117.14			11		13	1		1	4	H	Household	Ceramic	Coarse Earthenware	Hollowware		Rim Sherd		Redware	Slip Decorated	Double Glazed	Cream	Over All Slip		w/ self				Two of the pieces mend		
117.15			11		13	1		1	2	H	Household	Ceramic	Coarse Earthenware	Hollowware		Base Sherd		Redware	Slip Decorated	Single Glazed	Cream							Interior slip decorated.		
117.16			11		13	1		1	2	H	Household	Ceramic	Coarse Earthenware	Hollowware		Body Sherd		Redware	Slip Decorated	Double Glazed	Cream	Over All Slip						Multiple vessels may be represented.		
117.17			11		13	1		1	11	H	Activities	Ceramic	Coarse Earthenware	Flower Pot		Body/Rim Sherd		Redware	Unglazed					w/ self				Unglazed sherds, incised line around the rim		
117.18			11		13	1		1	1	H	Activities	Ceramic	Coarse Earthenware	Flower Pot		Base Sherd		Redware	Unglazed									Unglazed base sherds. Multiple vessels represented.		Azizi et al 1996
117.19			11		13	1		1	19	H	Activities	Ceramic	Coarse Earthenware	Flower Pot		Body Sherd		Redware	Unglazed									Unglazed body sherds. Multiple vessels represented.		
117.20			11		13	1		1	3	H	Household	Ceramic	Refined Earthenware	Hollowware		Body Sherd		Pearlware	Printed		Blue, Dark	Old Blue-General						Sherds too small to determine pattern. Multiple vessels may be represented.	1815-1840	Azizi et al 1996
117.2			11		13	1		1	12	H	Household	Ceramic	Coarse Earthenware	Hollowware		Body Sherd		Redware	Lead Glazed	Single Glazed	Brown							Interior glazed. Multiple vessels represented.		
117.21			11		13	1		1	1	H	Household	Ceramic	Refined Earthenware	Hollowware		Body Sherd		Pearlware	Printed		Blue, Dark	Old Blue-Floral						Small portion of old blue floral pattern.	1815-1840	Azizi et al 1996
117.22			11		13	1		1	3	H	Household	Ceramic	Refined Earthenware	Hollowware		Body Sherd		Pearlware	Printed		Blue	Indeterminate						Sherds too small to determine pattern. Multiple vessels represented.	1803-1830	www.jefpat.org
117.23			11		13	1		1	1	H	Household	Ceramic	Refined Earthenware	Hollowware		Body Sherd		Pearlware	Printed		Blue	Indeterminate						Printed diagonal stripes.	1803-1830	www.jefpat.org
117.24			11		13	1		1	1	H	Household	Ceramic	Refined Earthenware	Flatware		Body Sherd		Pearlware	Molded Pattern	Painted	Blue	Shell Edge, Indeterminate						Small portion of shell edge pattern, rim is missing.	1775-1840	Azizi et al 1996
117.25			11		13	1		1	1	H	Household	Ceramic	Refined Earthenware	Hollowware		Body/Rim Sherd		Pearlware	Painted		Blue	Indeterminate						One line painted along rim.	1775-1830	Miller et al 2000:12
117.26			11		13	1		1	1	H	Household	Ceramic	Refined Earthenware	Hollowware		Body Sherd		Pearlware	Painted		Blue	Indeterminate						Small portion of blue paint on sherd.	1775-1830	Miller et al 2000:12
117.27			11		13	1		1	1	H	Household	Ceramic	Refined Earthenware	Hollowware		Rim Sherd		Pearlware	Printed		Blue	Indeterminate						Light blue printed pattern on interior.	1803-1830	www.jefpat.org
117.28			11		13	1		1	1	H	Household	Ceramic	Refined Earthenware	Hollowware		Body Sherd		Pearlware	Painted		Green	Indeterminate						Small portion of green painted pattern on sherd.	1795-1830	Miller et al 2000:12
117.29			11		13	1		1	1	H	Household	Ceramic	Refined Earthenware	Hollowware		Body Sherd		Pearlware	Painted		Brown	Indeterminate						Sherd too small to determine pattern.	1795-1830	Miller et al 2000:12, Azizi et al 1996
117.3			11		13	1		1	15	H	Household	Ceramic	Coarse Earthenware	Hollowware		Body Sherd		Redware	Lead Glazed	Exterior Spalled	Brown							Interior glazed. Multiple vessels represented.		Azizi et al 1996
117.30			11		13	1		1	1	H	Household	Ceramic	Refined Earthenware	Hollowware		Body Sherd		Pearlware	Molded Pattern	Painted	Earth Tone Colors	Indeterminate						Indeterminate geometric molded pattern; green and brown painted patterns.	1795-1830	Miller et al 2000:12
117.31			11		13	1		1	1	H	Household	Ceramic	Refined Earthenware	Indeterminate		Body Sherd		Pearlware	Dipt		Green	Mocha						Olive green mocha pattern.	1790-1860	www.jefpat.org
117.32			11		13	1		1	1	H	Household	Ceramic	Refined Earthenware	Indeterminate		Rim Sherd		Pearlware	Dipt		Blue	Banded						At least two bands around rim.	1775-1860	Azizi et al 1996
117.33			11		13	1		1	1	H	Household	Ceramic	Refined Earthenware	Indeterminate		Body Sherd		Pearlware	Dipt		Brown	Banded						At least two bands.	1775-1860	Azizi et al 1996
117.34			11		13	1		1	1	H	Household	Ceramic	Refined Earthenware	Hollowware		Rim Sherd		Pearlware	Molded Pattern			Indeterminate						To intersecting wavy lines along interior of rim.	1775-1840	Azizi et al 1996
117.35			11		13	1		1	4	H	Household	Ceramic	Refined Earthenware	Indeterminate		Rim Sherd		Pearlware	Indeterminate									No visible decoration. Multiple vessels represented.	1775-1840	Azizi et al 1996, Miller et al 2000:12
117.36			11		13	1		1	36	H	Household	Ceramic	Refined Earthenware	Indeterminate		Body Sherd		Pearlware	Indeterminate									No visible decoration. Multiple vessels represented.	1775-1840	Azizi et al 1996, Miller et al 2000:12
117.37			11		13	1		1	3	H	Household	Ceramic	Refined Earthenware	Indeterminate		Rim Sherd		Whiteware	Printed		Blue, Dark	Indeterminate						Geometric and floral pattern along interior of rim. Sherds mend.	1815-1915	Azizi et al 1996
117.38			11		13	1		1	1	H	Household	Ceramic	Refined Earthenware	Indeterminate		Rim Sherd		Whiteware	Printed		Blue, Dark	Indeterminate						Indeterminate pattern on rim.	1815-1915	Azizi et al 1996
117.39			11		13	1		1	1	H	Household	Ceramic	Refined Earthenware	Indeterminate		Rim Sherd		Whiteware	Printed		Blue	Indeterminate						Indeterminate printed pattern on interior of rim.	1815-1915	Azizi et al 1996
117.40			11		13	1		1	1	H	Household	Ceramic	Refined Earthenware	Hollowware		Rim Sherd		Whiteware	Painted		Pink	Indeterminate						One painted pink band around rim interior.	1830-1880	www.jefpat.org
117.4			11		13	1		1	14	H	Household	Ceramic	Coarse Earthenware	Hollowware		Body Sherd		Redware	Interior Spalled									Exterior unglazed. Multiple vessels represented.		
117.41			11		13	1		1	1	H	Household	Ceramic	Refined Earthenware	Indeterminate		Body Sherd		Whiteware	Painted		Green	Indeterminate						Indeterminate green painted pattern.	1830-1880	www.jefpat.org
117.42			11		13	1		1	2	H	Household	Ceramic	Refined Earthenware	Indeterminate		Body Sherd		Whiteware	Printed		Blue, Light	Indeterminate						Multiple vessels represented.	1818-1915	www.jefpat.org
117.43			11		13	1		1	9	H	Household	Ceramic	Refined Earthenware	Hollowware		Rim Sherd		Whiteware	Indeterminate									No visible decoration. Multiple vessels represented.	1815-	Azizi et al 1996
117.44			11		13	1		1	3	H	Household	Ceramic	Refined Earthenware	Indeterminate		Base Sherd		Whiteware	Indeterminate									No visible decoration. Multiple vessels represented.	1815-	Azizi et al 1996
117.45			11		13	1		1	11	H	Household	Ceramic	Refined Earthenware	Indeterminate		Body Sherd		Whiteware	Indeterminate									No visible decoration. Multiple vessels represented.	1815-	Azizi et al 1996
117.46			11		13	1		1	4	H	Household	Ceramic	Refined Earthenware	Indeterminate		Body Sherd		Rockingham	Indeterminate									No visible decoration. Multiple vessels may be represented.	1830-1940	www.jefpat.org
117.47			11		13	1		1	6	H	Household	Ceramic	Refined Earthenware	Indeterminate		Body Sherd		Yellowware	Indeterminate									No visible decoration. Multiple vessels may be represented.	1828-1940	www.jefpat.org
117.48			11		13	1		1	1	H	Toy/Recreation	Ceramic	Porcelain	Toy Food Prep/Storage		Body/Rim Sherd		Porcelain, Hard Paste	Indeterminate									No visible decoration. Toy teacup.		
117.49			11		13	1		1	1	H	Household	Ceramic	Porcelain	Indeterminate		Rim Sherd		Porcelain, Hard Paste	Indeterminate									No visible decoration. Straight flat rim.		
117.5			11		13	1		1	3	H	Household	Ceramic	Coarse Earthenware	Hollowware		Body Sherd		Redware	Both Surfaces Spalled									Multiple vessels may be represented.		
117.50			11		13	1		1	1	H	Household	Ceramic	Porcelain	Indeterminate		Body Sherd		Porcelain, Hard Paste	Indeterminate									Curved body sherd. No decoration visible.		
117.51			11		13	1		1	1	H	Household	Ceramic	Porcelain	Indeterminate		Body Sherd		Porcelain, Hard Paste	Painted		Blue, Light	Banded						At least one painted blue band.		
117.52			11		13	1		1	1	H	Household	Ceramic	Porcelain	Indeterminate		Body Sherd		Porcelain, Chinese Export	Painted, Overglaze		Indeterminate	Indeterminate						Only the outline of an over glaze painted pattern remains.		

FS	SB	Fea	TU	STP	Cxt	Strat	Hzn	AU	Count	H/P	Group	Class	Material	Object	Object Color	Part	Manufacture Technique	Ware	1st Decoration	2nd Decoration	Decoration Color	Pattern/Motif	Makers Mark	Mends	Vessel #	Common Name (Species)	Typology	Comments	Dates	Reference
117.53			11		13	1		1	3	H	Household	Ceramic	Porcelain	Indeterminate		Body Sherd		Bone China	Indeterminate									No Visibly decoration. Multiple vessels may be represented.	1794-	Miller et al 2000:9
117.54			11		13	1		1	1	H	Household	Ceramic	Stoneware	Hollowware	Buff	Rim Sherd		Salt Glazed, Gray/Buff Bodied	Slip Decorated	Double Glazed	Cream	Over All Slip						No visible decoration aside from over all slip.		Denker & Denker 1985:54-68
117.55			11		13	1		1	1	H	Household	Ceramic	Stoneware	Hollowware	Buff	Base/Body Sherd		Salt Glazed, Gray/Buff Bodied	Slip Decorated	Double Glazed	Brown	Over All Slip						Dark brown slip on interior, tan on exterior.		Denker & Denker 1985:54-68
117.56			11		13	1		1	2	H	Household	Ceramic	Stoneware	Hollowware	Buff	Body Sherd		Salt Glazed, Gray/Buff Bodied	Slip Decorated	Double Glazed	Brown	Over All Slip						Dark brown on interior, gray on exterior. Sherds mend.		
117.57			11		13	1		1	2	H	Household	Ceramic	Stoneware	Hollowware	Buff	Body Sherd		Salt Glazed, Gray/Buff Bodied	Slip Decorated	Double Glazed	Brown	Over All Slip						Dark brown on interior, Cream on exterior.		Miller et al 2000:13
117.58			11		13	1		1	5	H	Household	Ceramic	Stoneware	Hollowware	Gray	Body Sherd		Salt Glazed, Gray/Buff Bodied	Slip Decorated	Double Glazed	Gray	Over All Slip						Multiple vessels represented.		
117.59			11		13	1		1	1	H	Household	Ceramic	Stoneware	Hollowware	Gray	Body Sherd		Salt Glazed, Gray/Buff Bodied	Slip Decorated	Exterior Spalled	Brown							Tan slip on interior.		
117.6			11		13	1		1	1	H	Household	Ceramic	Coarse Earthenware	Hollowware		Body Sherd		Redware	Lead Glazed	Double Glazed	Brown, Light									Azizi et al 1996
117.60			11		13	1		1	1	H	Household	Ceramic	Stoneware	Hollowware	Gray	Lid		Salt Glazed, Gray/Buff Bodied	Painted		Blue	Indeterminate						Blue lines painted on exterior. Lid to a large hollowware vessel.		Miller et al 2000:12
117.61			11		13	1		1	1	H	Household	Ceramic	Refined Earthenware	Flatware		Rim Sherd		Unidentified Refined Earthenware	Molded Pattern	Painted	Green	Shell Edge, Indeterminate						Small burned sherd with a shell edge pattern; not enough to determine type.		
117.62			11		13	1		1	9	H	Architectural	Ceramic	Coarse Earthenware	Brick, Fragment	Red												No measurable sides.		
117.63			11		13	1		1	2	H	Household	Glass	Milk Glass	Indeterminate	White, Opaque	Base Sherd	Indeterminate										Cylindrical base sherds.		
117.64			11		13	1		1	2	H	Household	Glass	Common Glass	Indeterminate	Olive	Body Sherd	Indeterminate										Flat body sherds.		
117.65			11		13	1		1	3	H	Household	Glass	Common Glass	Indeterminate	Amber	Body Sherd	Indeterminate										Curved body sherds. Multiple vessels may be represented.		
117.66			11		13	1		1	1	H	Household	Glass	Non-Lead Glass	Indeterminate	Colorless	Rim Sherd	Indeterminate										Pinkish hue to glass.		
117.67			11		13	1		1	1	H	Household	Glass	Non-Lead Glass	Tumbler	Colorless	Body/Rim Sherd	Pressed		Molded Pattern			Fine Ribbed Bands					Five fine ribbed bands.		
117.68			11		13	1		1	15	H	Household	Glass	Non-Lead Glass	Indeterminate	Colorless	Body Sherd	Indeterminate										Curved body sherds. Multiple vessels represented.		Miller et al 2000:12
117.69			11		13	1		1	2	H	Household	Glass	Lead	Indeterminate	Colorless	Rim Sherd	Indeterminate										Curved rim sherds. Multiple vessels may be represented.		
117.7			11		13	1		1	3	H	Household	Ceramic	Coarse Earthenware	Hollowware		Base Sherd		Redware	Lead Glazed	Single Glazed	Brown, Dark							Interior glazed. Multiple vessels represented.		Miller et al 2000:12
117.70			11		13	1		1	10	H	Household	Glass	Lead	Indeterminate	Colorless	Body Sherd	Indeterminate										Curved body sherds. Multiple vessels represented.		
117.71			11		13	1		1	5	H	Household	Glass	Common Glass	Indeterminate	Aqua	Body Sherd	Indeterminate										Curved body sherds. Multiple vessels represented.		Miller et al 2000:12
117.72			11		13	1		1	127	H	Architectural	Glass	Common Glass	Window Glass	Aqua	Fragment													
117.73			11		13	1		1	1	H	Personal	Ceramic	Porcelain	Button	White	Complete	Pressed	Porcelain, Hard Paste									Small four hole saucer style prosser button.	1840-1960	Sprague 2002:111
117.74			11		13	1		1	1	H	Toy/Recreation	Glass	Common Glass	Marble	Brown, Yellow	Complete	Handmade										Handmade marble that is predominantly brown with yellow swirls. Production in Germany and export to US began in 1846. Production in US began around 1880.	1846-	www.jefpat.org
117.75			11		13	1		1	15	H	Indeterminate	Lithic	Slate	Indeterminate	Gray	Fragment											Possibly roofing or writing slate.		
117.76			11		13	1		1	3	H	Fuel	Lithic	Coal	Coal Fragment		Fragment													
117.77			11		13	1		1	16	O	Indeterminate	Fauna	Bone	Bone		Fragment										Unidentified Mammal			
117.78			11		13	1		1	1	O	Indeterminate	Fauna	Bone	Bone		Fragment										Unidentified Bird			
117.79			11		13	1		1	2	O	Food Related	Fauna	Shell	Shell Fragment		Fragment										Oyster		Count=5		
117.8			11		13	1		1	2	H	Household	Ceramic	Coarse Earthenware	Hollowware		Rim Sherd		Redware	Interior Spalled									German style rim. Multiple vessels may be represented.		
117.80			11		13	1		1	1	O	Food Related	Flora	Nut Shell	Nut		Fragment													
117.81			11		13	1		1	1	H	Household	Ceramic	Refined Earthenware	Indeterminate		Rim Sherd		Unidentified Refined Earthenware	Painted		Green	Indeterminate						One green painted line on rim.		
117.82			11		13	1		1	5	H	Architectural	Other	Composite	Mortar		Fragment													
117.83			11		13	1		1	8	H	Architectural	Metal	Iron	Nail		Fragment	Cut											Machine headed cut nails.	1830-1890	Wells 2000:324-326
117.84			11		13	1		1	23	H	Architectural	Metal	Iron	Nail		Fragment	Wire											Mass production wire nails.	1885-	Wells 2000:326-327
117.85			11		13	1		1	25	H	Architectural	Metal	Iron	Nail		Fragment	Indeterminate											To rusted and fragmented to determine manufacturing technique.		
117.86			11		13	1		1	2	H	Hardware	Metal	Iron	Screw		Complete	Indeterminate											Threaded screws.		
117.87			11		13	1		1	1	H	Hardware	Metal	Iron	Screw		Complete	Indeterminate											Long threaded screw with a nut and washer rusted to the end.		
117.88			11		13	1		1	4	H	Indeterminate	Metal	Iron	Indeterminate		Complete												Small bent iron rods that are pointed on both ends.		
117.89			11		13	1		1	1	H	Household	Metal	Iron	Bottle Closure		Complete												Crown cap.		
117.9			11		13	1		1	1	H	Household	Ceramic	Coarse Earthenware	Hollowware		Rim Sherd		Redware	Lead Glazed	Single Glazed	Brown, Dark							Interior glazed. German style rim.		Wells 2000:324-326
117.90			11		13	1		1	2	H	Household	Metal	Iron	Bottle Closure		Complete												Crown cap. Pieces mend.		Wells 2000:324-326
117.91			11		13	1		1	1	H	Hardware	Metal	Iron	Bolt/Nut		Complete	Indeterminate											Threaded on the interior.		
117.92			11		13	1		1	1	H	Hardware	Metal	Iron	Washer		Complete	Indeterminate													
117.93			11		13	1		1	1	H	Indeterminate	Metal	Iron	Indeterminate		Complete												Small hook with a ring at the end (could be used as a lock mechanism).		
117.94			11		13	1		1	2	H	Indeterminate	Metal	Iron	Indeterminate		Fragment												Spring like objects		
117.95			11		13	1		1	1	H	Indeterminate	Metal	Iron	Indeterminate		Complete												Key ring with a pin on it that would be used on a "forelocked bolt" to hold an object in place. Not meant to be permanent, possibly for a gate (Found in "Ships Fastenings" McCarthy, M. 2005).		
117.96			11		13	1		1	1	H	Personal	Metal	Copper Alloy	Pocket Watch		Fragment												Inside fragment of a pocket watch mechanism.		
117.97			11		13	1		1	1	H	Personal	Metal	Iron	Button		Fragment												Metal Stud button.		
117.98			11		13	1		1	1	H	Hardware	Metal	White Metal	Grommet		Complete	Indeterminate											Shoe grommet.		
117.99			11		13	1		1	1	H	Household	Metal	Iron	Fork		Fragment												Fragment of a three pronged fork; would have had a bone or wood handle that is missing.		
118.10			10		26	6		2	2	H	Household	Ceramic	Refined Earthenware	Hollowware		Body Sherd		Pearlware	Indeterminate									No visible decoration. Sherds mend.	1775-1840	Azizi et al 1996
118.1037			10		26	6		2	1	H	Household	Ceramic	Coarse Earthenware	Pan		Body/Rim Sherd		Redware	Slip Decorated	Single Glazed	Yellow, Green	Trailed Slip w/ Copper Blotches		w/ 98, 103	C-0037			Distinctive thick folded over rim with deep trimming line at the bottom and a combination of wavy and straight slip lines. Pomegranate design on one piece. Straight lines around rim edge, wavy lines on the rim. FS 113.34 may mend with this vessel.	-1870	
118.11			10		26	6		2	1	H	Household	Ceramic	Refined Earthenware	Indeterminate		Body Sherd		Pearlware	Indeterminate									No visible decoration.	1775-1840	Azizi et al 1996

FS	SB	Fea	TU	STP	Cxt	Strat	Hzn	AU	Count	H/P	Group	Class	Material	Object	Object Color	Part	Manufacture Technique	Ware	1st Decoration	2nd Decoration	Decoration Color	Pattern/Motif	Makers Mark	Mends	Vessel #	Common Name (Species)	Typology	Comments	Dates	Reference
118.12			10		26	6		2	1	H	Household	Ceramic	Refined Earthenware	Indeterminate		Rim Sherd		Pearlware	Indeterminate									No visible decoration.	1775-1840	Azizi et al 1996
118.13			10		26	6		2	1	H	Household	Ceramic	Refined Earthenware	Indeterminate		Body Sherd		Whiteware	Indeterminate									No visible decoration.	1815-	Azizi et al 1996
118.14			10		26	6		2	2	H	Architectural	Ceramic	Coarse Earthenware	Brick, Fragment	Red													No measurable sides.		
118.15			10		26	6		2	2	H	Household	Glass	Common Glass	Container Glass	Aqua	Body Sherd	Indeterminate											Curved body sherds. Multiple vessels represented.		
118.16			10		26	6		2	1	H	Household	Glass	Non-Lead Glass	Container Glass	Colorless	Base Sherd	Indeterminate											Curved body sherd.		
118.17			10		26	6		2	1	H	Hardware	Metal	Iron	Screw		Almost Complete	Indeterminate											Screw with a domed head.		
118.18			10		26	6		2	1	H	Tack	Metal	Iron	Horseshoe		Fragment	Indeterminate													
118.19			10		26	6		2	2	O	Indeterminate	Fauna	Bone	Bone		Fragment										Unidentified Mammal		Two rib fragments.		
118.2			10		26	6		2	1	H	Household	Ceramic	Coarse Earthenware	Hollowware		Body Sherd		Redware	Slip Decorated	Single Glazed	Yellow	Trailed Slip						Wavy dark brown trailed slip line inside straight yellow slip line. Interior glazed.	-1870	
118.3			10		26	6		2	2	H	Household	Ceramic	Coarse Earthenware	Indeterminate		Body Sherd		Redware	Lead Glazed	Single Glazed	Brown							Interior glazed. Multiple vessels represented.		
118.4			10		26	6		2	1	H	Household	Ceramic	Coarse Earthenware	Indeterminate		Body Sherd		Redware	Lead Glazed	Single Glazed	Brown, Dark							Interior glazed.		
118.5			10		26	6		2	1	H	Household	Ceramic	Coarse Earthenware	Indeterminate		Body Sherd		Redware	Lead Glazed	Double Glazed	Brown									
118.6			10		26	6		2	1	H	Household	Ceramic	Coarse Earthenware	Indeterminate		Body Sherd		Redware	Interior Spalled									Wash on exterior, one incised line.		
118.7			10		26	6		2	1	H	Household	Ceramic	Coarse Earthenware	Indeterminate		Rim Sherd		Redware	Exterior Spalled									Interior burned, exterior spalled.		
118.8			10		26	6		2	1	H	Household	Ceramic	Refined Earthenware	Hollowware		Body Sherd		Rockingham	Indeterminate									No visible decoration.	1830-1940	www.jefpat.org
118.9			10		26	6		2	1	H	Household	Ceramic	Refined Earthenware	Indeterminate		Body Sherd		Pearlware	Painted		Blue	Indeterminate						Paint blue line on exterior.	1775-1830	Miller et al 2000:12
119.10			11		33	2			2	H	Household	Ceramic	Refined Earthenware	Plate		Rim Sherd		Pearlware/Whiteware	Molded Pattern	Painted	Green	Shell Edge, Indeterminate						interior surface no extant	1775-1870	www.jefpat.org
119.1			11		33	2			50	H	Household	Ceramic	Coarse Earthenware	Indeterminate		Body Sherd		Redware	Interior Spalled									sherds from multiple vessels		
119.11			11		33	2			6	H	Household	Ceramic	Refined Earthenware	Plate		Rim Sherd		Pearlware/Whiteware	Molded Pattern	Painted	Blue	Shell Edge, Indeterminate						sherds from multiple vessels	1775-1870	www.jefpat.org
119.12			11		33	2			1	H	Household	Ceramic	Refined Earthenware	Indeterminate		Base Sherd		Whiteware	Interior Spalled									black printed makers mark with a Unicorn	1815-2017	Azizi et al 1996
119.13			11		33	2			16	H	Household	Ceramic	Refined Earthenware	Indeterminate		Body Sherd		Whiteware	Printed		Blue, Light	Indeterminate						sherds from multiple vessels	1818-1915	www.jefpat.org
119.14			11		33	2			1	H	Household	Ceramic	Refined Earthenware	Indeterminate		Rim Sherd		Whiteware	Printed		Blue, Light	Indeterminate							1818-1915	www.jefpat.org
119.15			11		33	2			1	H	Household	Ceramic	Refined Earthenware	Plate		Body Sherd		Whiteware	Printed		Blue, Light	Indeterminate						Marly sherd	1818-1915	www.jefpat.org
119.16			11		33	2			1	H	Household	Ceramic	Refined Earthenware	Plate		Base Sherd		Whiteware	Printed		Blue, Light	Indeterminate						base sherd with round footring	1818-1915	www.jefpat.org
119.17			11		33	2			3	H	Household	Ceramic	Refined Earthenware	Indeterminate		Body Sherd		Pearlware	Painted		Blue	Indeterminate						sherds from multiple vessels	1775-1830	Miller et al 2000:12
119.18			11		33	2			10	H	Household	Ceramic	Refined Earthenware	Indeterminate		Body Sherd		Pearlware	Printed		Blue, Dark	Old Blue-Floral						sherds from multiple vessels	1815-1840	Azizi et al 1996
119.19			11		33	2			4	H	Household	Ceramic	Refined Earthenware	Indeterminate		Body Sherd		Whiteware	Dipt		Blue, Brown	Banded						sherds from multiple vessels	1815-1920	Azizi et al 1996
119.2			11		33	2			76	H	Household	Ceramic	Coarse Earthenware	Indeterminate		Body Sherd		Redware	Lead Glazed	Single Glazed	Brown							sherds from multiple vessels		
119.20			11		33	2			5	H	Household	Ceramic	Refined Earthenware	Indeterminate		Body Sherd		Unidentified Refined Earthenware	Interior Spalled	Exterior Spalled										
119.21			11		33	2			1	H	Household	Ceramic	Refined Earthenware	Indeterminate		Rim Sherd		White Granite	Molded Pattern			Indeterminate							1840-1930	www.jefpat.org
119.22			11		33	2			1	H	Household	Ceramic	Refined Earthenware	Indeterminate		Body Sherd		White Granite	Molded Pattern			Indeterminate							1840-1930	www.jefpat.org
119.23			11		33	2			2	H	Household	Ceramic	Refined Earthenware	Indeterminate		Base Sherd		Creamware	Indeterminate										1762-1820	Miller et al 2000:12, www.jefpat.org
119.24			11		33	2			2	H	Household	Ceramic	Porcelain	Indeterminate		Rim Sherd		Bone China	Indeterminate										1794-	Miller et al 2000:9
119.25			11		33	2			3	H	Household	Ceramic	Porcelain	Indeterminate		Body Sherd		Bone China	Indeterminate										1794-	Miller et al 2000:9
119.26			11		33	2			1	H	Household	Ceramic	Porcelain	Indeterminate		Base Sherd		Bone China	Indeterminate									base sherd with tall rounded footring	1794-	Miller et al 2000:9
119.27			11		33	2			13	H	Household	Ceramic	Refined Earthenware	Indeterminate		Body Sherd		Whiteware	Indeterminate									sherds from multiple vessels	1815-2017	Azizi et al 1996
119.28			11		33	2			60	H	Household	Ceramic	Refined Earthenware	Indeterminate		Body Sherd		Pearlware	Indeterminate									sherds from multiple vessels	1775-1840	Azizi et al 1996
119.29			11		33	2			4	H	Household	Ceramic	Refined Earthenware	Indeterminate		Rim Sherd		Pearlware	Indeterminate									sherds from multiple vessels	1775-1840	Azizi et al 1996
119.30			11		33	2			1	H	Household	Ceramic	Refined Earthenware	Indeterminate		Base Sherd		Whiteware	Indeterminate									base sherd with footring	1815-2017	Azizi et al 1996
119.3			11		33	2			41	H	Household	Ceramic	Coarse Earthenware	Indeterminate		Body Sherd		Redware	Lead Glazed	Exterior Spalled	Brown							sherds from multiple vessels		
119.31			11		33	2			2	H	Household	Ceramic	Refined Earthenware	Plate		Base Sherd		Pearlware	Indeterminate									base sherd with footring, sherds mend	1775-1840	Azizi et al 1996
119.32			11		33	2			9	H	Household	Ceramic	Refined Earthenware	Indeterminate		Base Sherd		Pearlware	Indeterminate									base sherds with footrings, sherds from multiple vessels	1775-1840	Azizi et al 1996
119.33			11		33	2			1	H	Personal	Ceramic	Refined Earthenware	Smoking Pipe		Pipe Bowl		White Ball Clay										small sherd		
119.34			11		33	2			2	H	Fuel	Lithic	Coal	Coal Fragment																
119.35			11		33	2			3	P	Unmodifieds	Lithic	Limestone	Rock Fragment	Gray															
119.36			11		33	2			21	H	Household	Ceramic	Refined Earthenware	Hollowware		Body/Rim Sherd		Rockingham	Molded Pattern			Indeterminate						appears to be sherds from the same vessel	1830-1940	www.jefpat.org
119.37			11		33	2			1	H	Household	Ceramic	Refined Earthenware	Indeterminate		Body Sherd		Yellowware	Indeterminate										1828-1940	www.jefpat.org
119.38			11		33	2			1	H	Household	Ceramic	Refined Earthenware	Indeterminate		Body Sherd		Unidentified Refined Earthenware	Indeterminate									burned sherd		
119.39			11		33	2			1	H	Household	Ceramic	Stoneware	Indeterminate	Buff	Body Sherd		Salt Glazed, Gray/Buff Bodied	Indeterminate											
119.4			11		33	2			23	H	Activities	Ceramic	Coarse Earthenware	Flower Pot		Body Sherd		Redware	Unglazed									sherds from multiple vessels		Wells 2000:324-326
119.40			11		33	2			5	H	Household	Ceramic	Stoneware	Indeterminate	Gray	Body Sherd		Salt Glazed, Gray/Buff Bodied	Indeterminate											
119.41			11		33	2			1	H	Household	Ceramic	Stoneware	Hollowware	Gray	Base Sherd		Salt Glazed, Gray/Buff Bodied	Indeterminate											Miller et al 2000:12
119.42			11		33	2			33	H	Architectural	Glass	Common Glass	Window Glass	Aqua	Fragment												various shades		
119.43			11		33	2			3	H	Furniture	Glass	Common Glass	Mirror Glass	Aqua	Fragment												flat sherds with small areas or silver backing		
119.44			11		33	2			1	H	Household	Glass	Common Glass	Indeterminate	Olive	Body Sherd	Indeterminate											small patinated sherd		
119.45			11		33	2			7	H	Household	Glass	Common Glass	Container Glass	Aqua	Body Sherd	Mold Blown, Indeterminate											sherds from multiple vessels		
119.46			11		33	2			1	H	Household	Glass	Common Glass	Bottle	Aqua	Finish	Mold Blown, Indeterminate											partial finish sherd		
119.47			11		33	2			11	H	Household	Glass	Lead	Container Glass	Colorless	Body Sherd	Mold Blown, Indeterminate											sherds from multiple vessels		
119.48			11		33	2			2	H	Household	Glass	Non-Lead Glass	Container Glass	Colorless	Body Sherd	Mold Blown, Indeterminate		Molded Pattern			Indeterminate						sherds from multiple vessels		
119.49			11		33	2			9	O	Indeterminate	Fauna	Bone	Bone		Fragment										Unidentified Mammal		no butcher marks		

FS	SB	Fea	TU	STP	Cxt	Strat	Hzn	AU	Count	H/P	Group	Class	Material	Object	Object Color	Part	Manufacture Technique	Ware	1st Decoration	2nd Decoration	Decoration Color	Pattern/Motif	Makers Mark	Mends	Vessel #	Common Name (Species)	Typology	Comments	Dates	Reference
119.5			11		33	2			7	H	Household	Ceramic	Coarse Earthenware	Indeterminate		Base Sherd		Redware	Lead Glazed	Single Glazed	Brown							sherds from multiple vessels, flat bottom vessels		Azizi et al 1996
119.50			11		33	2			1	O	Indeterminate	Fauna	Bone	Bone		Fragment										Unidentified Mammal		half of a long bone, no butcher marks		
119.51			11		33	2			4	O	Indeterminate	Fauna	Bone	Tooth		Fragment										Unidentified Mammal		one molar, one incisor, and two fragments		Azizi et al 1996
119.52			11		33	2			2	O	Food Related	Fauna	Shell	Shell Hinge		Complete										Oyster				
119.53			11		33	2			3	O	Food Related	Fauna	Shell	Shell Fragment												Oyster				
119.54			11		33	2			1	H	Household	Ceramic	Porcelain	Saucer		Rim Sherd		Bone China	Indeterminate										1794-	Miller et al 2000:9
119.55			11		33	2			1	H	Personal	Synthetic	Rubber	Comb	Black	Fragment												Vulcanite comb fragment.		
119.56			11		33	2			1	H	Personal	Ceramic	Porcelain	Button	White	Complete	Pressed	Porcelain, Hard Paste										four hole saucer Prosser type button	1840-1960	Sprague 2002:111
119.57			11		33	2			9	H	Architectural	Metal	Iron	Nail		Fragment	Cut											shank fragments	1790-1890	Wells 2000:323-325
119.58			11		33	2			3	H	Architectural	Metal	Iron	Nail		Complete	Cut											hand headed	1790-1830	Wells 2000:323-325
119.59			11		33	2			18	H	Architectural	Metal	Iron	Nail		Complete	Cut											machine headed	1810-1890	Wells 2000:324-326
119.6			11		33	2			2	H	Household	Ceramic	Coarse Earthenware	Jar		Rim Sherd		Redware	Lead Glazed	Single Glazed	Brown							sherds from multiple vessels, rolled rims, glaze ends before the rim		
119.60			11		33	2			1	H	Indeterminate	Metal	Iron	Pipe		Complete	Indeterminate											small pipe fitting, square hole on one end, other end is fill with lead, round hole in the side		
119.7			11		33	2			9	H	Household	Ceramic	Coarse Earthenware	Indeterminate		Body Sherd		Redware	Slip Decorated	Single Glazed	Brown, Light							sherds from multiple vessels	-1870	
119.8			11		33	2			20	H	Architectural	Ceramic	Coarse Earthenware	Brick, Fragment	Orange															
119.9			11		33	2			1	H	Household	Ceramic	Refined Earthenware	Flatware		Body Sherd		Whiteware	Printed		Red	Indeterminate						flat sherd printed on surface	1829-1915	www.jefpat.org
120.1			11		34	3			4	H	Household	Ceramic	Coarse Earthenware	Indeterminate		Body Sherd		Redware	Lead Glazed	Single Glazed	Brown, Dark							Interior glazed. Multiple vessels may be represented.		
120.2			11		34	3			8	H	Household	Ceramic	Coarse Earthenware	Indeterminate		Body Sherd		Redware	Lead Glazed	Single Glazed	Brown							Interior glazed. Exterior spalled. Multiple vessels represented.		
120.3			11		34	3			7	H	Household	Ceramic	Coarse Earthenware	Indeterminate		Body Sherd		Redware	Indeterminate	Interior Spalled								Exterior unglazed. Multiple vessels represented.		
120.4			11		34	3			1	H	Household	Ceramic	Coarse Earthenware	Hollowware		Rim Sherd		Redware	Lead Glazed	Single Glazed	Brown, Dark							Interior glazed.		
120.5			11		34	3			1	H	Household	Ceramic	Coarse Earthenware	Hollowware		Rim Sherd		Redware	Interior Spalled		Brown, Light							Slip still present on rim, interior likely glazed.		
120.6			11		34	3			6	H	Architectural	Ceramic	Coarse Earthenware	Brick, Fragment	Red													Small, crumbling brick fragments. No measurable sides.		
120.7			11		34	3			2	H	Household	Ceramic	Refined Earthenware	Indeterminate		Body Sherd		Pearlware	Indeterminate	Exterior Spalled								No visible decoration. Multiple vessels may be represented.	1775-1840	Azizi et al 1996
120.8			11		34	3			1	H	Household	Ceramic	Refined Earthenware	Flatware		Rim Sherd		Pearlware	Molded Pattern	Painted	Green	Shell Edge, Rococo						Even scalloped rim.	1775-1810	www.jefpat.org
121.10			12		13	1		1	1	H	Household	Ceramic	Refined Earthenware	Indeterminate		Body Sherd		Pearlware	Indeterminate	Interior Spalled								No visible decoration.	1775-1840	Azizi et al 1996
121.1			12		13	1		1	8	H	Household	Ceramic	Coarse Earthenware	Hollowware		Body Sherd		Redware	Interior Spalled									Interior likely glazed.		
121.11			12		13	1		1	1	H	Household	Ceramic	Refined Earthenware	Indeterminate		Body Sherd		Whiteware	Printed		Blue	Indeterminate						Blue Coral-like plants printed on one side.	1815-1915	Azizi et al 1996
121.12			12		13	1		1	7	H	Household	Ceramic	Refined Earthenware	Indeterminate		Rim Sherd		Whiteware	Indeterminate									No visible decoration. Multiple vessels represented.	1815-	Azizi et al 1996
121.13			12		13	1		1	2	H	Household	Ceramic	Refined Earthenware	Indeterminate		Body Sherd		Whiteware	Indeterminate									No visible decoration. Multiple vessels represented.	1815-	Azizi et al 1996
121.14			12		13	1		1	6	H	Household	Ceramic	Refined Earthenware	Indeterminate		Body Sherd		Whiteware	Indeterminate	Exterior Spalled								No visible decoration. Multiple vessels represented.	1815-	Azizi et al 1996
121.15			12		13	1		1	3	H	Household	Ceramic	Refined Earthenware	Hollowware		Base Sherd		White Granite	Indeterminate									No decoration visible. Ironstone makers mark on base. Sherds mend.	1840-1930	www.jefpat.org
121.16			12		13	1		1	1	H	Household	Ceramic	Refined Earthenware	Hollowware		Base Sherd		White Granite	Indeterminate	Interior Spalled								No decoration visible.	1840-1930	www.jefpat.org, Wells 2000:324-326
121.17			12		13	1		1	1	H	Household	Ceramic	Refined Earthenware	Hollowware		Base Sherd		White Granite	Indeterminate									No decoration visible.	1840-1930	www.jefpat.org
121.18			12		13	1		1	1	H	Household	Ceramic	Refined Earthenware	Indeterminate		Rim Sherd		White Granite	Indeterminate									No decoration visible.	1840-1930	www.jefpat.org
121.19			12		13	1		1	8	H	Household	Ceramic	Refined Earthenware	Indeterminate		Body Sherd		White Granite	Indeterminate									No decoration visible. Multiple vessels represented.	1840-1930	www.jefpat.org
121.2			12		13	1		1	6	H	Household	Ceramic	Coarse Earthenware	Hollowware		Body Sherd		Redware	Lead Glazed	Exterior Spalled								Interior glazed. Multiple vessels represented.		
121.20			12		13	1		1	1	H	Household	Ceramic	Porcelain	Hollowware		Rim Sherd		Porcelain, Hard Paste	Molded Pattern			Indeterminate						Scalloped rim sherd with a molded leaf pattern.		
121.21			12		13	1		1	2	H	Household	Ceramic	Refined Earthenware	Indeterminate		Body Sherd		Rockingham	Molded Pattern			Indeterminate						Very small portion of a molded pattern on one side. Sherds mend.	1830-1940	www.jefpat.org
121.22			12		13	1		1	1	H	Household	Ceramic	Refined Earthenware	Indeterminate		Rim Sherd		Rockingham	Indeterminate									No decoration visible.	1830-1940	www.jefpat.org, Wells 2000:323-325
121.23			12		13	1		1	2	H	Household	Ceramic	Refined Earthenware	Hollowware		Body Sherd		Yellowware	Dipt		White	Banded						One dipt stripe of white slip. Sherds mend.	1845-1920	www.jefpat.org, www.sha.org/bottle/
121.24			12		13	1		1	1	H	Household	Ceramic	Refined Earthenware	Hollowware		Rim Sherd		Yellowware	Dipt		White	Banded						One dipt stripe of white slip.	1845-1920	www.jefpat.org
121.25			12		13	1		1	1	H	Household	Ceramic	Refined Earthenware	Hollowware		Body Sherd		Yellowware	Indeterminate	Exterior Spalled								No visible decoration.	1828-1940	www.jefpat.org
121.26			12		13	1		1	1	H	Household	Ceramic	Refined Earthenware	Indeterminate		Body Sherd		Unidentified Refined Earthenware	Indeterminate	Interior Spalled								No visible decoration.		
121.27			12		13	1		1	1	H	Household	Ceramic	Stoneware	Hollowware	Gray	Body Sherd		Salt Glazed, Gray/Buff Bodied	Painted		Blue	Indeterminate						Small patch of blue paint on exterior and one incised line above it.		
121.28			12		13	1		1	1	H	Household	Ceramic	Stoneware	Hollowware	Gray	Rim Sherd		Salt Glazed, Gray/Buff Bodied	Indeterminate									No visible decoration.		
121.29			12		13	1		1	1	H	Household	Ceramic	Stoneware	Hollowware	Buff	Body Sherd		Salt Glazed, Gray/Buff Bodied	Albany-Type Slip	Single Glazed	Brown, Dark							Interior glazed.	1805-1940	Miller et al 2000:12
121.3			12		13	1		1	17	H	Household	Ceramic	Coarse Earthenware	Hollowware		Body Sherd		Redware	Lead Glazed	Single Glazed	Brown, Dark							Interior glazed. Multiple vessels represented.		
121.30			12		13	1		1	1	H	Personal	Ceramic	Refined Earthenware	Smoking Pipe		Pipe Stem		White Ball Clay										Broken on both ends.		
121.3003			12		13	1		1	2	H	Household	Glass	Non-Lead Glass	Container Glass	Colorless	Body Sherd	Pressed		Molded Pattern			Ribbed		w/ 168, 121, 124	G-0003			Diagonal molded ribs on interior, thick glass, four fragments mend		
121.31			12		13	1		1	1	H	Toy/Recreation	Ceramic	Coarse Earthenware	Marble	Brown, Light	Complete		Unidentified Coarse Earthenware										Unglazed earthenware marble.		
121.32			12		13	1		1	1	H	Toy/Recreation	Ceramic	Coarse Earthenware	Marble	Tan	Fragment		Unidentified Coarse Earthenware										Unglazed earthenware marble broken in half.		
121.33			12		13	1		1	10	H	Household	Glass	Common Glass	Container Glass	Aqua	Body Sherd	Indeterminate											Curved body sherds. Multiple vessels represented.		

FS	SB	Fea	TU	STP	Cxt	Strat	Hzn	AU	Count	H/P	Group	Class	Material	Object	Object Color	Part	Manufacture Technique	Ware	1st Decoration	2nd Decoration	Decoration Color	Pattern/Motif	Makers Mark	Mends	Vessel #	Common Name (Species)	Typology	Comments	Dates	Reference
121.34			12		13	1		1	1	H	Household	Glass	Common Glass	Bottle	Aqua	Base Sherd	Mold Blown, Indeterminate											Cylindrical base.		
121.35			12		13	1		1	1	H	Household	Glass	Common Glass	Bottle	Aqua	Body Sherd	Mold Blown, Indeterminate		Embossed			Lettering						Cylindrical bottle. Embossed "T" on exterior.		
121.36			12		13	1		1	1	H	Household	Glass	Lead	Container Glass	Colorless	Rim Sherd	Indeterminate											Curved rim sherd.		
121.37			12		13	1		1	16	H	Household	Glass	Lead	Container Glass	Colorless	Body Sherd	Indeterminate											Curved body sherds. Multiple vessels represented.		
121.39			12		13	1		1	1	H	Household	Glass	Non-Lead Glass	Container Glass	Colorless	Rim Sherd	Indeterminate											Curved rim sherd.		
121.4			12		13	1		1	1	H	Household	Ceramic	Coarse Earthenware	Hollowware		Base Sherd		Redware	Interior Spalled											Sprague 2002:115
121.40			12		13	1		1	1	H	Household	Glass	Non-Lead Glass	Container Glass	Colorless	Base Sherd	Mold Blown, Indeterminate		Molded Pattern			Indeterminate						Rectangular base, cross hatched pattern on base. Pink hue to glass.		
121.41			12		13	1		1	12	H	Household	Glass	Non-Lead Glass	Container Glass	Colorless	Body Sherd	Indeterminate											Multiple vessels represented.		
121.42			12		13	1		1	1	H	Household	Glass	Common Glass	Bottle	Amber	Body Sherd	Indeterminate											Curved body sherd.		
121.43			12		13	1		1	2	H	Household	Glass	Common Glass	Bottle	Green	Body Sherd	Indeterminate											Curved body sherd. Sherds mend.		
121.44			12		13	1		1	8	H	Household	Glass	Milk Glass	Indeterminate	White, Opaque	Body Sherd	Indeterminate											Flat body sherds. Multiple vessels may be represented.		
121.45			12		13	1		1	3	H	Household	Glass	Milk Glass	Indeterminate	White, Opaque	Body Sherd	Indeterminate											Cylindrical base sherds. Multiple vessels may be represented.		
121.46			12		13	1		1	40	H	Architectural	Glass	Common Glass	Window Glass	Aqua	Fragment														
121.47			12		13	1		1	3	H	Indeterminate	Synthetic	Plastic	Indeterminate	Tan	Fragment											Flat cylindrical plastic object, like a bottle cap seal. Pieces mend.	1915-	Miller et al 2000:16
121.48			12		13	1		1	1	H	Indeterminate	Synthetic	Plastic	Indeterminate	Yellow	Fragment											Yellow plastic object.	1915-	Miller et al 2000:16
121.49			12		13	1		1	1	H	Indeterminate	Synthetic	Plastic	Indeterminate	Blue	Fragment											Hollow tube like plastic with cross hatching design on exterior.	1915-	Miller et al 2000:16
121.5			12		13	1		1	1	H	Household	Ceramic	Coarse Earthenware	Hollowware		Body Sherd		Redware	Lead Glazed	Double Glazed	Brown									
121.50			12		13	1		1	1	H	Hardware	Metal	Copper Alloy	Washer		Complete	Indeterminate													
121.51			12		13	1		1	1	H	Architectural	Metal	Iron	Nail		Fragment	Cut											Early machine headed cut nail.	1810-1835	Wells 2000:324-326
121.52			12		13	1		1	10	H	Architectural	Metal	Iron	Nail		Fragment	Cut											Machine headed cut nails.	1830-1890	Wells 2000:324-326
121.53			12		13	1		1	3	H	Architectural	Metal	Iron	Nail		Fragment	Wire											Bent wire nails.	1885-	Wells 2000:326
121.54			12		13	1		1	12	H	Architectural	Metal	Iron	Nail		Fragment	Indeterminate											Too fragmented to determine manufacturing technique.		Miller et al 2000:12
121.55			12		13	1		1	1	H	Hardware	Metal	Iron	Screw		Fragment	Indeterminate											Threaded screw.		Miller et al 2000:12
121.56			12		13	1		1	1	H	Indeterminate	Metal	Iron	Indeterminate		Fragment												Flat round piece of metal with a hole in the center (like a washer but thicker).		Azizi et al 1996
121.57			12		13	1		1	1	H	Indeterminate	Metal	Iron	Indeterminate		Fragment												Curved thin piece of metal.		Azizi et al 1996
121.58			12		13	1		1	1	H	Indeterminate	Metal	Iron	Indeterminate		Fragment												Flat piece of metal with a hook protruding out of one end.		Azizi et al 1996
121.59			12		13	1		1	1	H	Indeterminate	Metal	Iron	Indeterminate		Fragment												Possibly a wire handle.		
121.6			12		13	1		1	1	H	Architectural	Ceramic	Coarse Earthenware	Brick, Fragment	Red													No measurable sides.		
121.60			12		13	1		1	1	H	Indeterminate	Metal	Iron	Indeterminate		Fragment												Bent wire like object.		
121.61			12		13	1		1	9	H	Indeterminate	Lithic	Slate	Indeterminate	Gray	Fragment												Could be writing or roofing slate.		
121.62			12		13	1		1	5	O	Fuel	Lithic	Coal	Coal Fragment																
121.63			12		13	1		1	4	O	Indeterminate	Fauna	Bone	Bone		Fragment										Unidentified Mammal		Partial vertebrae and other bone fragments of a large mammal.		Wells 2000:324-326
121.64			12		13	1		1	1	O	Indeterminate	Fauna	Bone	Tooth		Fragment										Unidentified Mammal		Large mammal molar.		
121.7			12		13	1		1	1	H	Household	Ceramic	Refined Earthenware	Indeterminate		Body Sherd		Pearlware	Painted		Blue	Indeterminate						Blue speckles on interior.	1775-1830	Miller et al 2000:12
121.8			12		13	1		1	1	H	Household	Ceramic	Refined Earthenware	Indeterminate		Body Sherd		Pearlware	Painted	Interior Spalled	Blue	Indeterminate						Not enough painted area present to determine a pattern.	1775-1830	Miller et al 2000:12
121.9			12		13	1		1	1	H	Household	Ceramic	Refined Earthenware	Flatware		Rim Sherd		Pearlware	Molded Pattern	Painted	Green	Shell Edge, Indeterminate						Small portion of scalloped shell edge.	1775-1840	Azizi et al 1996
122.1			12		33	2			1	H	Household	Ceramic	Porcelain	Hollowware	White	Body Sherd		Bone China	Indeterminate									The sherd is an undecorated piece of bone china.	1794-	Miller et al 2000:9
122.10			12		33	2			1	H	Household	Glass	Lead	Container Glass	Colorless	Fragment	Indeterminate											Thick colorless lead glass.		
122.11			12		33	2			1	H	Household	Glass	Lead	Container Glass	Colorless	Body Sherd	Indeterminate											Colorless lead glass fragment.		
122.12			12		33	2			2	H	Household	Glass	Lead	Container Glass	Colorless	Body Sherd	Indeterminate											Thin colorless pieces of lead glass. Pieces do not mend.		
122.13			12		33	2			2	H	Household	Glass	Non-Lead Glass	Container Glass	Colorless	Body Sherd	Indeterminate											Thick pieces of non-lead colorless glass.		
122.14			12		33	2			1	H	Household	Glass	Non-Lead Glass	Container Glass	Colorless	Body Sherd	Mold Blown, Indeterminate											Thick piece of colorless non-lead glass with a mold seam.		
122.15			12		33	2			3	H	Household	Glass	Non-Lead Glass	Container Glass	Colorless	Body Sherd	Indeterminate											Think colorless non-lead glass. More than one vessel present.		
122.16			12		33	2			3	H	Household	Glass	Non-Lead Glass	Tumbler	Colorless	Body Sherd	Pressed		Molded Pattern			Fine Ribbed Bands						Packer tumbler fragments. The pieces are very small, but have three fine ribbed bands. Pieces may mend, two of the pieces look like they might.		
122.17			12		33	2			1	H	Household	Glass	Non-Lead Glass	Tumbler	Colorless	Rim Sherd	Indeterminate											Straight colorless rim sherd.		
122.18			12		33	2			10	H	Architectural	Metal	Iron	Nail		Fragment	Indeterminate											Indeterminate nail fragments.		
122.19			12		33	2			16	H	Architectural	Metal	Iron	Nail		Fragment	Cut											Cut nails.	1830-1890	Wells 2000:324-326
122.20			12		33	2			1	H	Architectural	Metal	Iron	Nail		Fragment	Wire											Wire nail.	1885-	Wells 2000:326-327
122.2			12		33	2			5	H	Architectural	Ceramic	Coarse Earthenware	Brick, Fragment	Red													Brick fragments.		
122.21			12		33	2			2	H	Hardware	Metal	Iron	Screw		Fragment	Indeterminate											Screws.		
122.22			12		33	2			2	O	Indeterminate	Fauna	Bone	Bone		Fragment								Mends w/ self		Unidentified Bird		Unidentified bird bone that mends.		Azizi et al 1996
122.23			12		33	2			7	O	Indeterminate	Fauna	Bone	Bone		Fragment										Unidentified Mammal		Unidentified mammal bone.		
122.24			12		33	2			1	O	Indeterminate	Fauna	Bone	Bone		Fragment										Unidentified Mammal		Unidentified mammal tooth.		
122.25			12		33	2			1	H	Indeterminate	Metal	Iron	Other		Handle	Indeterminate											Knob for a either a faucet or hose. It is in the shape of a wheel with metal strips that intersect at the center.		
122.26			12		33	2			1	H	Indeterminate	Metal	Iron	Indeterminate		Fragment	Indeterminate											Indeterminate circular object with a hole in the middle and a large hole near the edge.		
122.27			12		33	2			1	H	Hardware	Metal	Iron	Bolt/Nut		Fragment	Indeterminate											A large bolt and nut still connected.		
122.28			12		33	2			1	H	Personal	Metal	Iron	Pin		Fragment	Indeterminate											Metal hair pin		
122.29			12		33	2			1	H	Personal	Metal	Iron	Buckle		Fragment	Indeterminate											Small curved strap buckle		
122.3			12		33	2			0	O	Food Related	Fauna	Shell	Shell Fragment	White	Fragment										Oyster		Two pieces of oyster shells.		
122.30			12		33	2			2	H	Household	Ceramic	Porcelain	Indeterminate		Body Sherd		Porcelain, Hard Paste	Indeterminate									Small porcelain fragments. Pieces do not mend.		
122.31			12		33	2			1	H	Household	Ceramic	Porcelain	Indeterminate		Rim Sherd		Porcelain, Hard Paste	Indeterminate									Small porcelain rim fragment.		
122.32			12		33	2			1	H	Household	Ceramic	Refined Earthenware	Indeterminate		Rim Sherd		Yellowware	Indeterminate	Exterior Spalled								Yellowware rim. Interior is undecorated; exterior is spalled.	1828-1940	www.jefpat.org

FS	SB	Fea	TU	STP	Cxt	Strat	Hzn	AU	Count	H/P	Group	Class	Material	Object	Object Color	Part	Manufacture Technique	Ware	1st Decoration	2nd Decoration	Decoration Color	Pattern/Motif	Makers Mark	Mends	Vessel #	Common Name (Species)	Typology	Comments	Dates	Reference
122.33			12		33	2			1	H	Household	Ceramic	Refined Earthenware	Indeterminate		Fragment		Yellowware	Indeterminate	Interior Spalled								Yellowware fragment. Unable to determine if it is a base or body fragment. Unable to determine if the interior or exterior is spalled.	1828-1940	www.jefpat.org
122.34			12		33	2			1	H	Household	Ceramic	Refined Earthenware	Indeterminate		Fragment		Yellowware	Dipt	Exterior Spalled	Brown	Indeterminate						Yellowware with a brown dipt design. Unable to determine the design, because most of the sherd is spalled.	1845-1920	www.jefpat.org
122.35			12		33	2			1	H	Household	Ceramic	Refined Earthenware	Indeterminate		Body Sherd		Yellowware	Dipt		Brown, Yellow & White	Indeterminate						dipt Yellowware body sherd. Dipt on the exterior with a brown color that is outlined with yellow and then white. Unable to determine the design, because the sherd is too small. The sherd on the exterior is brown.	1845-1920	www.jefpat.org
122.36			12		33	2			1	H	Household	Ceramic	Stoneware	Indeterminate		Rim Sherd		Salt Glazed, Gray/Buff Bodied	Painted		Blue, Dark	Indeterminate						Dark blue painted salt glazed gray buff bodied stoneware with indeterminate design.		
122.37			12		33	2			7	H	Household	Ceramic	Refined Earthenware	Indeterminate		Body Sherd		Pearlware	Indeterminate									Pearlware fragments with indeterminate decoration due to the small fragments. Pieces do not mend.	1775-1840	Azizi et al 1996
122.38			12		33	2			2	H	Household	Ceramic	Stoneware	Hollowware		Fragment		Salt Glazed, Gray/Buff Bodied	Indeterminate	Interior Spalled								Two stoneware fragments. One is curved and possibly belongs to a rim or base.		
122.39			12		33	2			1	H	Household	Ceramic	Refined Earthenware	Hollowware		Body Sherd		Unidentified Refined Earthenware	Indeterminate									Indeterminate hollowware due to burnt ware.		Denker & Denker 1985:54-68
122.40			12		33	2			3	H	Household	Ceramic	Refined Earthenware	Hollowware		Body Sherd		Pearlware	Indeterminate	Interior Spalled								Pearlware sherds with indeterminate decoration and spalled interior.	1775-1840	Azizi et al 1996
122.4			12		33	2			8	H	Household	Glass	Common Glass	Container Glass	Aqua	Body Sherd	Indeterminate											aqua container glass fragments. Many containers present.		
122.41			12		33	2			3	H	Household	Ceramic	Refined Earthenware	Hollowware		Body Sherd		Pearlware	Indeterminate	Exterior Spalled								Pearlware sherds with indeterminate decoration and spalled exterior.	1775-1840	Azizi et al 1996
122.42			12		33	2			1	H	Household	Ceramic	Refined Earthenware	Hollowware		Rim Sherd		Pearlware	Indeterminate									Indeterminate pearlware rim sherd.	1775-1840	Azizi et al 1996
122.43			12		33	2			1	H	Household	Ceramic	Refined Earthenware	Hollowware		Base Sherd		Pearlware	Indeterminate									Indeterminate pearlware base sherd. Interior is mostly spalled.	1775-1840	Azizi et al 1996
122.44			12		33	2			1	H	Household	Ceramic	Refined Earthenware	Hollowware		Rim Sherd		Pearlware	Indeterminate									Indeterminate pearlware rim sherd.	1775-1840	Azizi et al 1996
122.45			12		33	2			1	H	Household	Ceramic	Refined Earthenware	Hollowware		Rim Sherd		Pearlware	Indeterminate									Indeterminate pearlware rim sherd.	1775-1840	Azizi et al 1996
122.46			12		33	2			1	H	Household	Ceramic	Refined Earthenware	Hollowware		Rim Sherd		Pearlware	Indeterminate	Interior Spalled								A little bit of blue paint or print can be seen at the top of the rim, but with the interior being spalled the pattern was unable to be determined.	1775-1840	Azizi et al 1996
122.47			12		33	2			2	H	Household	Ceramic	Refined Earthenware	Hollowware		Rim Sherd		Pearlware/Whiteware	Molded Pattern	Painted	Blue, Dark	Shell Edge, Unscalloped, Impressed Repetitive		Mends w/ self				Dark blue painted shell edge rim that is Unscalloped, but evenly impressed.	1840-1870	www.jefpat.org
122.48			12		33	2			1	H	Household	Ceramic	Refined Earthenware	Hollowware		Rim Sherd		Pearlware	Molded Pattern	Painted	Blue, Dark	Shell Edge, Indeterminate						Shell edge design, but unable to determine what if it is scalloped, because there is not enough of the rim.	1775-1840	Azizi et al 1996
122.49			12		33	2			1	H	Household	Ceramic	Refined Earthenware	Hollowware		Body Sherd		Pearlware	Indeterminate	Exterior Spalled	Blue, Dark	Indeterminate						Dark blue paint or print present on the edge of the interior of the sherd; exterior is spalled.	1775-1840	Azizi et al 1996
122.5			12		33	2			1	H	Household	Glass	Common Glass	Container Glass	Olive	Body Sherd	Indeterminate											Small sherd of olive green glass		www.jefpat.org
122.50			12		33	2			2	H	Household	Ceramic	Refined Earthenware	Hollowware		Body Sherd		Pearlware	Painted		Earth Tone Colors	Floral						Interior of the sherds has Green and orange floral painted design. Exterior is undecorated.	1795-1830	Miller et al 2000:12
122.51			12		33	2			1	H	Household	Ceramic	Refined Earthenware	Hollowware		Body Sherd		Pearlware	Printed		Blue	Floral						Interior print of the sherd is a geometric floral design of a flower and then squiggle branches breaking off from a single branch. The exterior floral print has three white flowers on a solid medium blue background.	1803-1830	www.jefpat.org
122.52			12		33	2			1	H	Household	Ceramic	Refined Earthenware	Hollowware		Body Sherd		Pearlware	Printed	Molded Pattern	Blue	Indeterminate						Indeterminate blue printed pattern on the exterior. Looks like a picture of the corner of a footed piece of furniture. Unable to determine molded design. Might be a molded design on a rim of a vessel. Interior is spalled.	1803-1830	www.jefpat.org
122.53			12		33	2			1	H	Household	Ceramic	Refined Earthenware	Hollowware		Body Sherd		Pearlware	Printed	Exterior Spalled	Blue	Geometric Pattern						Possible rim piece. Geometric printed design with fish scale printed background design. Exterior is spalled. Looks like it goes with 122.54.	1803-1830	www.jefpat.org
122.54			12		33	2			1	H	Household	Ceramic	Refined Earthenware	Hollowware		Body Sherd		Pearlware	Printed		Blue	Geometric Pattern						Possible rim piece. Geometric printed design with fish scale printed background design. Looks like it goes with 122.53.	1803-1830	www.jefpat.org
122.55			12		33	2			1	H	Household	Ceramic	Refined Earthenware	Hollowware		Body Sherd		Pearlware	Printed	Banded	Blue	Floral						Sherd with thin bands all the way down the sherd and a floral vine design. Most of the exterior is spalled.	1803-1830	www.jefpat.org
122.56			12		33	2			1	H	Household	Ceramic	Refined Earthenware	Hollowware		Rim Sherd		Pearlware	Sponged	Painted	Blue	Indeterminate						Interior design on rim is blue sponged. Exterior is spalled.	1820-1840	Azizi et al 1996
122.57			12		33	2			1	H	Household	Ceramic	Refined Earthenware	Hollowware		Rim Sherd		Pearlware	Sponged	Painted	Blue	Indeterminate						Interior design on rim is blue sponged.	1820-1840	Azizi et al 1996
122.58			12		33	2			1	H	Household	Ceramic	Refined Earthenware	Hollowware		Body Sherd		Pearlware	Sponged		Blue	Indeterminate						Interior design on the sherd is blue sponged; exterior is undecorated.	1820-1840	Azizi et al 1996
122.59			12		33	2			1	H	Household	Ceramic	Refined Earthenware	Hollowware		Body Sherd		Pearlware	Sponged	Painted	Blue	Indeterminate						Interior design on the sherd is blue sponged. The exterior is mostly spalled.	1820-1840	Azizi et al 1996
122.6			12		33	2			12	H	Architectural	Glass	Common Glass	Window Glass	Aqua	Fragment												Window glass fragment		www.jefpat.org
122.60			12		33	2			11	H	Household	Ceramic	Coarse Earthenware	Indeterminate		Body Sherd		Redware	Undecorated	Interior Spalled								Interior is spalled and exterior is undecorated.		www.jefpat.org
122.61			12		33	2			1	H	Household	Ceramic	Coarse Earthenware	Indeterminate		Rim Sherd		Redware	Indeterminate	Interior Spalled								Rim sherd is undecorated on the exterior, but the interior is spalled.		
122.62			12		33	2			1	H	Household	Ceramic	Coarse Earthenware	Indeterminate		Rim Sherd		Redware	Lead Glazed	Single Glazed	Black							Large redware rim. The exterior is undecorated and the interior is mostly spalled. There is a lead glaze interior of black that is barely able to be seen.		Miller et al 2000:13
122.63			12		33	2			1	H	Household	Ceramic	Coarse Earthenware	Hollowware		Body Sherd		Redware	Lead Glazed	Single Glazed	Black							black glaze on the interior. Spalled spots in the glaze.		
122.64			12		33	2			4	H	Household	Ceramic	Coarse Earthenware	Hollowware		Body Sherd		Redware	Lead Glazed	Single Glazed	Brown, Dark							Dark brown glaze with reddish brown flecks on the interior of the sherd.		
122.65			12		33	2			1	H	Household	Ceramic	Coarse Earthenware	Hollowware		Rim Sherd		Redware	Lead Glazed	Single Glazed	Brown, Dark							Very dark brown glaze on the interior. Small rim; possibly a German style rim, but ends before the end of the rim,		
122.66			12		33	2			1	H	Household	Ceramic	Coarse Earthenware	Hollowware		Rim Sherd		Redware	Lead Glazed	Single Glazed	Brown							Brown glaze on the interior with dark brown splotches. Small rims.		
122.67			12		33	2			10	H	Household	Ceramic	Coarse Earthenware	Hollowware		Body Sherd		Redware	Lead Glazed	Single Glazed	Brown							Reddish brown interior glaze.		

FS	SB	Fea	TU	STP	Cxt	Strat	Hzn	AU	Count	H/P	Group	Class	Material	Object	Object Color	Part	Manufacture Technique	Ware	1st Decoration	2nd Decoration	Decoration Color	Pattern/Motif	Makers Mark	Mends	Vessel #	Common Name (Species)	Typology	Comments	Dates	Reference
122.68			12		33	2			1	H	Household	Ceramic	Coarse Earthenware	Hollowware		Rim Sherd		Redware	Lead Glazed	Single Glazed	Black							Black glaze on the interior of the rim that stretches onto the top ad over the rim onto the top of the other side. Large rim.		Wells 2000:324-326
122.69			12		33	2			1	H	Household	Ceramic	Coarse Earthenware	Hollowware		Body Sherd		Redware	Lead Glazed	Single Glazed	Brown							Brown glaze on the interior of the sherd that is mostly spalled.		
122.70			12		33	2			1	H	Household	Ceramic	Coarse Earthenware	Hollowware		Body Sherd		Redware	Lead Glazed	Single Glazed	Brown, Light							Light brown glaze on the interior of the thick redware sherd. Spalled in lines on the surface of the interior.		Wells 2000:324-326
122.7			12		33	2			2	H	Household	Glass	Common Glass	Container Glass	Olive	Body Sherd	Indeterminate											Thin olive green glass fragments. More than one vessel present.		
122.71			12		33	2			1	H	Household	Ceramic	Coarse Earthenware	Hollowware		Body Sherd		Redware	Lead Glazed	Single Glazed	Brown, Light							Light brown glaze on the interior with dark brown flecks in the glaze. Thin redware sherd.		
122.72			12		33	2			1	H	Household	Ceramic	Coarse Earthenware	Hollowware		Body Sherd		Redware	Lead Glazed	Single Glazed	Brown							Brown glaze on the interior of the sherd with dark brown flecking.		
122.73			12		33	2			5	H	Household	Ceramic	Coarse Earthenware	Hollowware		Body Sherd		Redware	Lead Glazed	Single Glazed	Brown, Light							Light brown glaze in the interior with black flecking.		
122.74			12		33	2			4	H	Household	Ceramic	Coarse Earthenware	Hollowware		Body Sherd		Redware	Lead Glazed	Single Glazed	Black							Black glaze on the interior. The glaze is not glossy.		
122.75			12		33	2			13	H	Household	Ceramic	Coarse Earthenware	Hollowware		Body Sherd		Redware	Lead Glazed	Single Glazed	Black							Black glaze on the interior.		
122.76			12		33	2			1	H	Household	Ceramic	Coarse Earthenware	Hollowware		Body Sherd		Redware	Lead Glazed	Single Glazed	Black							Black glaze on the interior. Glaze is mostly gone and only a shadow remains.		
122.77			12		33	2			1	H	Household	Ceramic	Coarse Earthenware	Hollowware		Body Sherd		Redware	Lead Glazed	Single Glazed	Brown							Brown glaze on the interior with black flecking.		
122.78			12		33	2			1	H	Household	Ceramic	Coarse Earthenware	Hollowware		Body Sherd		Redware	Lead Glazed	Single Glazed	Brown, Light							light brown glaze on the interior. Glaze is not very glossy.		Miller et al 2000:12
122.79			12		33	2			5	H	Household	Ceramic	Coarse Earthenware	Hollowware		Body Sherd		Redware	Lead Glazed	Single Glazed	Brown							Brown glaze on the interior of the sherds.		
122.8			12		33	2			2	H	Household	Glass	Common Glass	Bottle	Amber	Body Sherd	Indeterminate											Indeterminate amber glass fragments. Pieces do not mend.		
122.9			12		33	2			1	H	Household	Glass	Lead	Container Glass	Colorless	Fragment	Mold Blown, Indeterminate											Thick colorless mold blown indeterminate lead glass.		
123.1			12		34	3			1	H	Household	Ceramic	Coarse Earthenware	Hollowware		Rim Sherd		Redware	Lead Glazed	Single Glazed	Brown, Dark							Interior glazed. German style rim.		
123.2			12		34	3			7	H	Household	Ceramic	Coarse Earthenware	Hollowware		Body Sherd		Redware	Lead Glazed	Single Glazed	Brown, Dark							Interior glazed. Multiple vessels represented.		
123.3			12		34	3			1	H	Household	Ceramic	Coarse Earthenware	Hollowware		Body Sherd		Redware	Lead Glazed	Exterior Spalled	Brown, Dark									
123.4			12		34	3			2	H	Household	Ceramic	Coarse Earthenware	Indeterminate		Body Sherd		Redware	Interior Spalled									Exterior unglazed. Interior likely glazed. Multiple vessels represented.		Wells 2000:324-326
123.5			12		34	3			1	H	Household	Ceramic	Refined Earthenware	Flatware		Rim Sherd		Pearlware	Molded Pattern	Painted	Blue	Shell Edge, Rococo						Even scalloped rim.	1775-1810	www.jefpat.org
123.6			12		34	3			1	H	Household	Ceramic	Refined Earthenware	Indeterminate		Base Sherd		Pearlware	Indeterminate									No decoration visible.	1775-1840	Azizi et al 1996
123.7			12		34	3			1	H	Household	Glass	Lead	Indeterminate	Colorless	Body Sherd	Indeterminate											Curved body sherd.		Azizi et al 1996
123.8			12		34	3			1	H	Architectural	Metal	Iron	Nail		Complete	Indeterminate											Too rusted to determine manufacturing technique.		
123.9			12		34	3			1	O	Indeterminate	Fauna	Bone	Tooth		Fragment										Unidentified Mammal		Molar.		
124.10			14		13	1		1	1	H	Household	Ceramic	Coarse Earthenware	Hollowware		Rim Sherd		Redware	Slip Decorated	Single Glazed	Yellow							Exterior glazed.		Azizi et al 1996
124.1			14		13	1		1	26	H	Household	Ceramic	Coarse Earthenware	Hollowware		Body Sherd		Redware	Lead Glazed	Single Glazed	Brown, Dark							Interior glazed. Multiple vessels represented.		
124.11			14		13	1		1	1	H	Activities	Ceramic	Coarse Earthenware	Flower Pot		Base Sherd		Redware	Unglazed									Base sherd with a hole in the center to drain water.		Miller et al 2000:12
124.12			14		13	1		1	1	H	Household	Ceramic	Coarse Earthenware	Hollowware		Base Sherd		Redware	Lead Glazed	Single Glazed	Brown, Dark							Interior glazed.		
124.13			14		13	1		1	1	H	Household	Ceramic	Coarse Earthenware	Hollowware		Base Sherd		Redware	Lead Glazed	Single Glazed	Brown, Dark							Interior glazed.		Azizi et al 1996
124.14			14		13	1		1	1	H	Household	Ceramic	Refined Earthenware	Indeterminate		Rim Sherd		White Granite	Indeterminate									Very refined. No decoration visible.	1840-1930	www.jefpat.org
124.15			14		13	1		1	5	H	Household	Ceramic	Refined Earthenware	Indeterminate		Body Sherd		White Granite	Indeterminate									No decoration visible. Multiple vessels represented.	1840-1930	www.jefpat.org
124.16			14		13	1		1	2	H	Household	Ceramic	Refined Earthenware	Indeterminate		Base Sherd		White Granite	Indeterminate									No decoration visible. Multiple vessels represented.	1840-1930	www.jefpat.org
124.17			14		13	1		1	5	H	Household	Ceramic	Refined Earthenware	Indeterminate		Rim Sherd		White Granite	Indeterminate									No decoration visible. Multiple vessels represented.	1840-1930	www.jefpat.org
124.18			14		13	1		1	2	H	Household	Ceramic	Refined Earthenware	Indeterminate		Body Sherd		Creamware	Indeterminate									No decoration visible. Multiple vessels represented.	1762-1820	Miller et al 2000:12
124.19			14		13	1		1	1	H	Household	Ceramic	Refined Earthenware	Hollowware		Rim Sherd		Whiteware	Painted, Overglaze		Green	Floral						Green leaves painted over glaze on interior side of rim.		
124.20			14		13	1		1	1	H	Household	Ceramic	Refined Earthenware	Hollowware		Body Sherd		Whiteware	Printed		Red	Indeterminate						Indeterminate pattern.	1829-1915	www.jefpat.org
124.2			14		13	1		1	10	H	Household	Ceramic	Coarse Earthenware	Hollowware		Body Sherd		Redware	Lead Glazed	Exterior Spalled	Brown, Dark							Likely single glazed. Multiple vessels represented.		Miller et al 2000:12
124.21			14		13	1		1	1	H	Household	Ceramic	Refined Earthenware	Indeterminate		Body Sherd		Whiteware	Molded Pattern			Indeterminate						Appears to be some sort of floral motif.	1815-	Azizi et al 1996
124.22			14		13	1		1	1	H	Household	Ceramic	Refined Earthenware	Indeterminate		Rim Sherd		Whiteware	Indeterminate									No decoration visible.	1815-	Azizi et al 1996
124.23			14		13	1		1	1	H	Household	Ceramic	Refined Earthenware	Indeterminate		Base Sherd		Whiteware	Indeterminate									No decoration visible.	1815-	Azizi et al 1996, Miller et al 2000:13
124.24			14		13	1		1	10	H	Household	Ceramic	Refined Earthenware	Indeterminate		Body Sherd		Whiteware	Indeterminate									No decoration visible. Multiple vessels represented.	1815-	Azizi et al 1996
124.25			14		13	1		1	1	H	Household	Ceramic	Refined Earthenware	Flatware		Rim Sherd		Pearlware	Molded Pattern	Painted	Blue	Shell Edge, Indeterminate						Small portion of scalloped shell edge, not enough to determine pattern.	1775-1840	Azizi et al 1996, Miller et al 2000:13
124.26			14		13	1		1	1	H	Household	Ceramic	Refined Earthenware	Indeterminate		Body Sherd		Pearlware	Dipt		Tan	Indeterminate						One portion of a dipt band, unclear of full pattern.	1775-1860	Azizi et al 1996
124.27			14		13	1		1	1	H	Household	Ceramic	Refined Earthenware	Indeterminate		Body Sherd		Pearlware	Painted		Chrome Colors	Indeterminate						Small portion of green and red paint, possibly a floral pattern.		
124.28			14		13	1		1	7	H	Household	Ceramic	Refined Earthenware	Indeterminate		Body Sherd		Pearlware	Indeterminate									No decoration visible. Multiple vessels represented.	1775-1840	Azizi et al 1996
124.29			14		13	1		1	2	H	Household	Ceramic	Refined Earthenware	Indeterminate		Body Sherd		Unidentified Refined Earthenware	Both Surfaces Spalled									No visible decoration. Multiple vessels represented.		
124.30			14		13	1		1	2	H	Household	Ceramic	Refined Earthenware	Indeterminate		Body Sherd		Rockingham	Molded Pattern			Indeterminate						Geometric style molded pattern.	1830-1940	www.jefpat.org, Miller et al 2000:12
124.3			14		13	1		1	2	H	Household	Ceramic	Coarse Earthenware	Hollowware		Body Sherd		Redware	Lead Glazed	Single Glazed	Brown, Light							Interior glazed. Multiple vessels may be represented.		
124.3003			14		13	1		1	3	H	Household	Glass	Non-Lead Glass	Container Glass	Colorless	Body Sherd	Pressed		Molded Pattern			Ribbed		w/ 168, 121, 124	G-0003			Diagonal molded ribs on interior, thick glass, four fragments mend		
124.31			14		13	1		1	3	H	Household	Ceramic	Refined Earthenware	Indeterminate		Rim Sherd		Yellowware	Indeterminate									No decoration visible. Multiple vessels represented.	1828-1940	www.jefpat.org
124.32			14		13	1		1	1	H	Household	Ceramic	Porcelain	Hollowware		Rim Sherd		Porcelain, Hard Paste	Indeterminate									No decoration visible.		Azizi et al 1996
124.33			14		13	1		1	1	H	Household	Ceramic	Refined Earthenware	Hollowware		Base Sherd		White Granite	Indeterminate									White granite base sherd.	1840-1930	www.jefpat.org
124.34			14		13	1		1	3	H	Household	Ceramic	Porcelain	Hollowware		Base Sherd		Porcelain, Hard Paste	Indeterminate									No decoration visible. Multiple vessels represented.		

FS	SB	Fea	TU	STP	Cxt	Strat	Hzn	AU	Count	H/P	Group	Class	Material	Object	Object Color	Part	Manufacture Technique	Ware	1st Decoration	2nd Decoration	Decoration Color	Pattern/Motif	Makers Mark	Mends	Vessel #	Common Name (Species)	Typology	Comments	Dates	Reference
124.35			14		13	1		1	2	H	Household	Ceramic	Stoneware	Hollowware	Buff	Body Sherd		Salt Glazed, Gray/Buff Bodied	Slip Decorated	Overall Slip	Brown, White							White on exterior, brown on interior.		
124.36			14		13	1		1	1	H	Household	Ceramic	Stoneware	Hollowware	Buff	Base Sherd		Salt Glazed, Gray/Buff Bodied	Albany-Type Slip	Single Glazed	Brown							Glazed on interior.	1805-1940	Miller et al 2000:10
124.37			14		13	1		1	1	H	Household	Ceramic	Stoneware	Hollowware	Gray	Body Sherd		Salt Glazed, Gray/Buff Bodied	Indeterminate									No visible decoration.		
124.38			14		13	1		1	2	H	Household	Ceramic	Stoneware	Hollowware	Buff	Body Sherd		Salt Glazed, Gray/Buff Bodied	Slip Decorated									Brown and yellow stripe on white slip.		
124.39			14		13	1		1	1	H	Household	Ceramic	Stoneware	Hollowware	Buff	Body Sherd		Salt Glazed, Gray/Buff Bodied	Slip Decorated	Exterior Spalled	White									
124.40			14		13	1		1	1	H	Household	Glass	Common Glass	Bottle	Aqua	Rim Sherd	Mold Blown, Machine											Cylindrical rim. Machine made patent rim.		Azizi et al 1996
124.4			14		13	1		1	7	H	Household	Ceramic	Coarse Earthenware	Indeterminate		Body Sherd		Redware	Lead Glazed	Interior Spalled								Multiple vessels represented.		
124.41			14		13	1		1	1	H	Household	Glass	Common Glass	Bottle	Aqua	Body Sherd	Mouth Blown, Cup Bottom Mold											Cylindrical bottle body sherd with a cup bottom mold seam .		Azizi et al 1996
124.42			14		13	1		1	13	H	Household	Glass	Common Glass	Container Glass	Aqua	Body Sherd	Indeterminate											Curved body sherds. Multiple vessels represented.		
124.43			14		13	1		1	2	H	Household	Glass	Milk Glass	Indeterminate	White, Opaque	Base Sherd	Mold Blown, Indeterminate		Embossed			Lettering						Cylindrical base. Embossed : IN LINED CA.../FRUIT". Sherds do not mend but are pieces to the same vessel.		
124.44			14		13	1		1	1	H	Household	Glass	Milk Glass	Indeterminate	White, Opaque	Rim Sherd	Indeterminate											Pinched portion of a decorative rim to a vessel.		Miller et al 2000:13
124.45			14		13	1		1	2	H	Household	Glass	Lead	Container Glass	Colorless	Body Sherd	Mold Blown, Indeterminate		Molded Pattern			Paneled						Paneled body sherds. Multiple vessels may be represented.		
124.46			14		13	1		1	1	H	Household	Glass	Lead	Container Glass	Colorless	Rim Sherd	Pressed		Molded Pattern			Crimped						Machine crimped rim.		Miller et al 2000:13
124.47			14		13	1		1	5	H	Household	Glass	Lead	Container Glass	Colorless	Body Sherd	Indeterminate											Curved body sherds. Multiple vessels represented.		
124.48			14		13	1		1	1	H	Household	Glass	Non-Lead Glass	Tumbler	Colorless	Rim Sherd	Pressed		Molded Pattern			Fine Ribbed Bands						Five line of fine ribbed bands.		Miller et al 2000:13
124.49			14		13	1		1	1	H	Household	Glass	Non-Lead Glass	Indeterminate	Colorless	Body Sherd	Pressed		Molded Pattern			Indeterminate						Thick ribbed bands broken up by vertical lines of dot and diamond patterns. Matches entry 85.20		
124.5			14		13	1		1	5	H	Household	Ceramic	Coarse Earthenware	Indeterminate		Body Sherd		Redware	Both Surfaces Spalled									Multiple vessels represented.		
124.50			14		13	1		1	1	H	Household	Glass	Non-Lead Glass	Indeterminate	Colorless	Body Sherd	Pressed		Molded Pattern			Indeterminate						Pinkish hue in glass. Ray-like pattern on exterior.		
124.51			14		13	1		1	5	H	Household	Glass	Non-Lead Glass	Indeterminate	Colorless	Body Sherd	Indeterminate											Curved body sherds. Multiple vessels represented. Pinkish hue to glass.		
124.52			14		13	1		1	3	H	Household	Glass	Non-Lead Glass	Container Glass	Colorless	Rim Sherd	Indeterminate											Curved rim sherds. Multiple vessels may be represented.		Miller et al 2000:13
124.53			14		13	1		1	1	H	Household	Glass	Non-Lead Glass	Container Glass	Colorless	Body Sherd	Mold Blown, Indeterminate											Curved body sherd with a large vertical rib.		Miller et al 2000:13
124.55			14		13	1		1	17	H	Household	Glass	Non-Lead Glass	Container Glass	Colorless	Body Sherd	Indeterminate											Curved body sherds. Multiple vessels represented.		www.jefpat.org
124.56			14		13	1		1	24	H	Architectural	Glass	Common Glass	Window Glass	Aqua	Fragment														Miller et al 2000:13
124.57			14		13	1		1	1	H	Personal	Ceramic	Porcelain	Button	White	Complete	Pressed	Porcelain, Hard Paste										Tire shape four hole prosser button.	1840-1960	Sprague 2002:111
124.58			14		13	1		1	2	H	Indeterminate	Synthetic	Plastic	Indeterminate	White	Fragment												White indeterminate plastic pieces.	1915-	Miller et al 2000:16
124.59			14		13	1		1	2	H	Indeterminate	Synthetic	Plastic	Indeterminate	Green	Fragment												Indeterminate plastic pieces.	1915-	Miller et al 2000:16
124.60			14		13	1		1	1	H	Indeterminate	Synthetic	Plastic	Indeterminate	Yellow	Fragment												Indeterminate plastic.	1915-	Miller et al 2000:16
124.6			14		13	1		1	3	H	Household	Ceramic	Coarse Earthenware	Hollowware		Body Sherd		Redware	Lead Glazed	Single Glazed	Brown							Multiple vessels represented.		
124.61			14		13	1		1	1	H	Indeterminate	Synthetic	Plastic	Indeterminate	Pink	Fragment			Molded Pattern			Ribbed						Ribbed indeterminate plastic.	1915-	Miller et al 2000:16
124.62			14		13	1		1	1	H	Indeterminate	Synthetic	Plastic	Indeterminate	Blue	Fragment												Cross hatched pattern on one side.	1915-	Miller et al 2000:16, Azizi et al 1996
124.63			14		13	1		1	1	H	Indeterminate	Synthetic	Plastic	Indeterminate	Teal	Fragment												Smooth plastic fragment.	1915-	Miller et al 2000:16, www.jefpat.org
124.64			14		13	1		1	5	H	Indeterminate	Lithic	Slate	Indeterminate	Gray	Fragment												Could be writing slate or roofing slate.		
124.65			14		13	1		1	12	H	Architectural	Metal	Iron	Nail		Fragment	Cut											Machine headed cut nails.	1830-1890	Wells 2000:324-326, Denker & Denker 1985:54-68
124.66			14		13	1		1	3	H	Architectural	Metal	Iron	Nail		Fragment	Cut											Early machine headed cut nails.	1810-1835	Wells 2000:324-326, Miller et al 2000:12
124.67			14		13	1		1	17	H	Architectural	Metal	Iron	Nail		Fragment	Wire											Large wire nails	1885-	Wells 2000:326-327
124.68			14		13	1		1	1	H	Architectural	Metal	Iron	Nail		Fragment	Wire											Small wire nail.	1875-	Wells 2000:327, Miller et al 2000:12
124.69			14		13	1		1	60	H	Architectural	Metal	Iron	Nail		Fragment	Indeterminate											Too rusted and fragmented to determine manufacturing technique.		Miller et al 2000:12
124.7			14		13	1		1	3	H	Household	Ceramic	Coarse Earthenware	Hollowware		Body Sherd		Redware	Unglazed									Flower pot sherds. Multiple vessels represented.		Sprague 2002:115
124.70			14		13	1		1	1	H	Tool	Metal	Iron	Screw		Complete	Indeterminate											Threaded screw.		www.jefpat.org
124.71			14		13	1		1	1	H	Indeterminate	Metal	Iron	Indeterminate		Complete												Threaded rod with a nut rusted on.		
124.72			14		13	1		1	1	H	Indeterminate	Metal	Iron	Indeterminate		Complete												Small bent wire.		Wells 2000:324-326
124.73			14		13	1		1	1	H	Indeterminate	Metal	Iron	Indeterminate		Complete												Bent object, both sides spiked.		
124.74			14		13	1		1	4	H	Indeterminate	Metal	Iron	Indeterminate		Fragment												Flat pieces of iron.		
124.75			14		13	1		1	1	H	Indeterminate	Metal	Iron	Indeterminate		Fragment												Thick iron fragment.		Wells 2000:324-326
124.76			14		13	1		1	3	H	Fuel	Lithic	Coal	Coal Fragment																
124.77			14		13	1		1	1	H	Fuel	Lithic	Coal	Cinder	White															
124.78			14		13	1		1	1	H	Indeterminate	Fauna	Bone	Indeterminate		Fragment	Cut /Carved											Fragment of a carved bone object.		
124.79			14		13	1		1	1	O	Household	Flora	Wood	Wood Fragment		Fragment	Cut /Carved											Round, arch like wood fragment.		
124.8			14		13	1		1	1	H	Activities	Ceramic	Coarse Earthenware	Flower Pot		Rim Sherd		Redware	Unglazed									Curved rim sherd of a flower pot.		
124.80			14		13	1		1	1	O	Indeterminate	Fauna	Bone	Bone		Fragment										Unidentified Bird		Long bone fragment.		
124.81			14		13	1		1	1	O	Indeterminate	Fauna	Bone	Bone		Fragment										Unidentified Mammal		Burned bone fragment.		
124.82			14		13	1		1	3	O	Indeterminate	Fauna	Bone	Tooth		Fragment										Unidentified Mammal				
124.83			14		13	1		1	22	O	Indeterminate	Fauna	Bone	Bone		Fragment										Unidentified Mammal				
124.84			14		13	1		1	0	O	Food Related	Fauna	Shell	Shell Fragment		Fragment										Oyster		Count = 2		

FS	SB	Fea	TU	STP	Cxt	Strat	Hzn	AU	Count	H/P	Group	Class	Material	Object	Object Color	Part	Manufacture Technique	Ware	1st Decoration	2nd Decoration	Decoration Color	Pattern/Motif	Makers Mark	Mends	Vessel #	Common Name (Species)	Typology	Comments	Dates	Reference
124.9			14		13	1		1	1	H	Household	Ceramic	Coarse Earthenware	Hollowware		Rim Sherd		Redware	Lead Glazed	Single Glazed	Brown							German style rim.		
125.10			14		33	2			17	H	Household	Ceramic	Refined Earthenware	Indeterminate		Body Sherd		Whiteware	Indeterminate									sherds from multiple vessels	1815-2017	Azizi et al 1996
125.1			14		33	2			9	H	Household	Ceramic	Coarse Earthenware	Indeterminate		Body Sherd		Redware	Lead Glazed	Exterior Spalled	Brown							sherds from multiple vessels		
125.11			14		33	2			3	H	Household	Ceramic	Refined Earthenware	Flatware		Body Sherd		Whiteware	Printed		Blue, Light	Indeterminate						non mending sherds from the same vessel	1818-1915	www.jefpat.org
125.12			14		33	2			1	H	Household	Ceramic	Refined Earthenware	Indeterminate		Rim Sherd		Whiteware	Painted		Blue	Indeterminate						single blue painted line around interior rim edge	1815-2017	Azizi et al 1996
125.13			14		33	2			1	H	Household	Ceramic	Refined Earthenware	Plate		Rim Sherd		Pearlware/Whiteware	Molded Pattern	Painted	Blue	Shell Edge, Even Scalloped, Curved Lines							1800-1840	www.jefpat.org
125.14			14		33	2			1	H	Household	Ceramic	Refined Earthenware	Indeterminate		Rim Sherd		Pearlware/Whiteware	Molded Pattern			Floral						molded floral decoration along exterior rim, blue pooling in the glaze	1805-1880	Miller et al 2000:12
125.15			14		33	2			9	H	Household	Ceramic	Refined Earthenware	Indeterminate		Body/Rim Sherd		Rockingham	Indeterminate										1830-1940	www.jefpat.org
125.16			14		33	2			1	H	Household	Ceramic	Porcelain	Tea Cup		Rim Sherd		Bone China	Undecorated										1794-	Miller et al 2000:9
125.17			14		33	2			1	H	Household	Ceramic	Porcelain	Indeterminate		Body Sherd		Bone China	Undecorated										1794-	Miller et al 2000:9
125.18			14		33	2			1	H	Household	Ceramic	Porcelain	Indeterminate		Body Sherd		Bone China	Painted		Green	Indeterminate							1794-	Miller et al 2000:9
125.19			14		33	2			1	H	Household	Ceramic	Refined Earthenware	Saucer		Rim Sherd		Whiteware	Undecorated										1815-2017	Azizi et al 1996
125.20			14		33	2			10	H	Household	Glass	Common Glass	Container Glass	Aqua	Body Sherd	Mold Blown, Indeterminate											sherds from multiple vessels		Miller et al 2000:12
125.2			14		33	2			9	H	Household	Ceramic	Coarse Earthenware	Indeterminate		Body Sherd		Redware	Interior Spalled											
125.21			14		33	2			10	H	Architectural	Glass	Common Glass	Window Glass	Aqua	Fragment														
125.22			14		33	2			1	H	Household	Glass	Milk Glass	Indeterminate	White	Fragment	Indeterminate													Azizi et al 1996
125.23			14		33	2			8	H	Household	Glass	Non-Lead Glass	Container Glass	Colorless	Body Sherd	Mold Blown, Indeterminate											sherds from multiple vessels		
125.24			14		33	2			2	H	Household	Glass	Lead	Container Glass	Colorless	Body Sherd	Mold Blown, Indeterminate											sherds from multiple vessels		Wells 2000:324-326
125.25			14		33	2			1	H	Household	Glass	Non-Lead Glass	Tableware, General	Colorless	Body/Rim Sherd	Mold Blown, Indeterminate		Molded Pattern			Geometric Pattern						exterior has a diamond pattern, scalloped rim		Miller et al 2000:12
125.26			14		33	2			1	H	Toy/Recreation	Ceramic	Refined Earthenware	Marble	Brown	Complete		White Ball Clay	Unglazed									one edge is flattened		
125.27			14		33	2			1	H	Personal	Metal	Copper Alloy	Button		Almost Complete												small flat disk button, attachment missing		
125.28			14		33	2			2	H	Architectural	Ceramic	Coarse Earthenware	Brick, Fragment	Red													larger brick fragments with gray glazed surface		
125.29			14		33	2			4	H	Architectural	Other	Composite	Mortar	Gray	Fragment														
125.3			14		33	2			30	H	Household	Ceramic	Coarse Earthenware	Indeterminate		Body Sherd		Redware	Lead Glazed	Single Glazed	Brown							sherds from multiple vessels		
125.30			14		33	2			4	H	Fuel	Lithic	Coal	Coal Fragment																
125.31			14		33	2			1	O	Food Related	Fauna	Shell	Shell Fragment												Oyster		small weathered fragment		
125.32			14		33	2			3	O	Indeterminate	Fauna	Bone	Bone		Fragment										Unidentified Mammal		long bone and two small fragments, no butcher marks		
125.33			14		33	2			1	H	Household	Synthetic	Rubber	Gasket	Red	Complete												rubber gasket from a canning jar lid		
125.34			14		33	2			56	H	Architectural	Metal	Iron	Nail		Complete	Cut											complete nails and fragments with heads, machine headed	1810-1890	Wells 2000:324-326
125.35			14		33	2			10	H	Architectural	Metal	Iron	Nail		Complete	Cut											complete bent nails with heads, machine headed	1810-1890	Wells 2000:324-326
125.36			14		33	2			57	H	Architectural	Metal	Iron	Nail		Fragment	Cut											cut nail shafts	1790-1890	Wells 2000:323-326
125.37			14		33	2			3	H	Architectural	Metal	Iron	Nail		Complete	Wire											rusted	1885-2017	Wells 2000:326-327
125.38			14		33	2			3	H	Architectural	Metal	Iron	Nail		Complete	Wire											bent nails	1885-2017	Wells 2000:326-327
125.39			14		33	2			1	H	Architectural	Metal	Iron	Staple		Complete	Wire											U shaped staple		
125.4			14		33	2			2	H	Household	Ceramic	Coarse Earthenware	Jar		Rim Sherd		Redware	Lead Glazed	Single Glazed	Brown							sherds from multiple vessels, no glaze on exterior		
125.40			14		33	2			2	H	Architectural	Metal	Iron	Screw		Complete	Indeterminate											rusted		
125.41			14		33	2			2	H	Indeterminate	Metal	Iron	Indeterminate		Fragment	Indeterminate											small flat rusted metal fragments		
125.42			14		33	2			1	H	Indeterminate	Metal	Iron	Indeterminate		Fragment	Indeterminate											2 inch long V shaped fragment		Denker & Denker 1985:54-68
125.43			14		33	2			1	H	Indeterminate	Metal	Iron	Indeterminate		Fragment	Indeterminate											looped wire fragment		
125.44			14		33	2			8	H	Hardware	Metal	Iron	Wire		Fragment	Indeterminate											thin twisted wire fragments		
125.45			14		33	2			1	H	Hardware	Metal	Iron	Bolt		Complete	Indeterminate											round bolt with a metal collar		
125.5			14		33	2			5	H	Architectural	Ceramic	Coarse Earthenware	Brick, Fragment	Orange															
125.6			14		33	2			2	H	Household	Ceramic	Stoneware	Indeterminate	Gray	Body Sherd		Salt Glazed, Gray/Buff Bodied	Undecorated											Miller et al 2000:12
125.7			14		33	2			1	H	Household	Ceramic	Stoneware	Hollowware	Buff	Body Sherd		Slip Glazed Stoneware	Bristol-Type Slip									Bristol slip on both surfaces	1880-1960	Cheek 2016:89, www.jefpat.org
125.8			14		33	2			3	H	Household	Ceramic	Refined Earthenware	Indeterminate		Rim Sherd		Whiteware	Indeterminate										1815-2017	Azizi et al 1996
125.9			14		33	2			1	H	Household	Ceramic	Refined Earthenware	Indeterminate		Base Sherd		Whiteware	Indeterminate									footring sherd	1815-2017	Azizi et al 1996
126.1			14		34	3			1	H	Fuel	Lithic	Coal	Coal Fragment																
126.10			14		34	3			1	P	Unmodifieds	Lithic	Limestone	Rock Fragment	Gray, Dark															
126.2			14		34	3			1	H	Indeterminate	Flora	Wood	Wood Fragment														possibly natural		
126.3			14		34	3			1	H	Household	Ceramic	Refined Earthenware	Indeterminate		Rim Sherd		White Granite	Molded Pattern			Indeterminate							1840-1930	www.jefpat.org
126.4			14		34	3			3	H	Household	Ceramic	Coarse Earthenware	Indeterminate		Body Sherd		Redware	Lead Glazed	Single Glazed	Brown									
126.5			14		34	3			2	H	Household	Ceramic	Coarse Earthenware	Indeterminate		Body Sherd		Redware	Interior Spalled											
126.6			14		34	3			1	H	Household	Glass	Lead	Container Glass	Colorless	Body Sherd	Mold Blown, Indeterminate													
126.7			14		34	3			2	H	Household	Glass	Non-Lead Glass	Container Glass	Colorless	Body Sherd	Mold Blown, Indeterminate													
126.8			14		34	3			5	H	Architectural	Metal	Iron	Nail		Complete	Cut											rusted, indeterminate head type	1790-	Wells 2000:323-326
126.9			14		34	3			2	H	Hardware	Metal	Iron	Screw		Complete	Indeterminate											rusted		
127.10			5		13	1		1	1	H	Household	Synthetic	Plastic	Utensil	Red	Fragment													1915-	Miller et al 2000:16
127.1			5		13	1		1	3	H	Architectural	Glass	Common Glass	Window Glass	Aqua	Fragment														
127.11			5		13	1		1	2	H	Activities	Synthetic	Plastic	Pen	Purple	Fragment											Plastic fountain pen housing and cap. Purple/red color.		
127.12			5		13	1		1	1	H	Arms	Metal	Metal & Other	Cartridge Case		Complete											9mm with plastic insert. Practice paint "Simuniton" round. Http://firearmshistory.blogspot.com/2013/05/what-is-simunition.html	1980-	See Comments

FS	SB	Fea	TU	STP	Cxt	Strat	Hzn	AU	Count	H/P	Group	Class	Material	Object	Object Color	Part	Manufacture Technique	Ware	1st Decoration	2nd Decoration	Decoration Color	Pattern/Motif	Makers Mark	Mends	Vessel #	Common Name (Species)	Typology	Comments	Dates	Reference
127.13			5		13	1		1	1	H	Household	Glass	Common Glass	Indeterminate	Aqua	Body Sherd	Indeterminate											Aqua colored body sherds.		
127.14			5		13	1		1	1	H	Household	Glass	Common Glass	Indeterminate	Aqua	Body Sherd	Mold Blown, Indeterminate		Molded Pattern			Ribbed						Aqua colored body sherd. Molded vertical repeating rib pattern.		Sprague 2002:115
127.15			5		13	1		1	1	H	Household	Glass	Common Glass	Bottle	Aqua	Body Sherd	Mold Blown, Indeterminate											Paneled, square or rectangle shaped bottle body sherd. Aqua color.		
127.16			5		13	1		1	1	H	Household	Glass	Non-Lead Glass	Indeterminate	Colorless	Body Sherd	Indeterminate											Colorless glass body sherd.		
127.17			5		13	1		1	1	H	Household	Glass	Lead	Indeterminate	Colorless	Body Sherd	Indeterminate											Colorless lead glass body sherd.		Miller et al 2000:12
127.18			5		13	1		1	6	H	Household	Ceramic	Coarse Earthenware	Indeterminate		Body Sherd		Redware	Lead Glazed	Single Glazed	Brown							Multiple vessels represented. Brown glaze on interior. Exterior unglazed.		Azizi et al 1996
127.19			5		13	1		1	1	H	Household	Ceramic	Coarse Earthenware	Hollowware		Base/Body Sherd		Redware	Lead Glazed	Interior Spalled	Brown, Dark							Interior spalled. Exterior has dark brown glaze on exterior. Pedestaled foot.		Azizi et al 1996
127.2			5		13	1		1	1	H	Architectural	Glass	Non-Lead Glass	Window Glass	Colorless	Fragment														Miller et al 2000:12
127.20			5		13	1		1	1	H	Household	Ceramic	Coarse Earthenware	Jar		Rim Sherd		Redware	Lead Glazed	Single Glazed	Brown							Brown glaze on interior. German style rim.		
127.21			5		13	1		1	2	H	Household	Ceramic	Refined Earthenware	Indeterminate		Body Sherd		Whiteware	Indeterminate	Exterior Spalled								Two vessels represented. Exterior spalled.	1815-2017	Azizi et al 1996
127.22			5		13	1		1	1	H	Household	Ceramic	Refined Earthenware	Indeterminate		Base Sherd		Whiteware	Indeterminate	Interior Spalled								Whiteware base sherd.	1815-2017	Azizi et al 1996
127.23			5		13	1		1	1	H	Household	Ceramic	Refined Earthenware	Indeterminate		Base Sherd		Whiteware	Printed		Black	Indeterminate	999					Printed black decoration on interior. Exterior has partial printed black makers mark.	1815-1915	Azizi et al 1996
127.24			5		13	1		1	1	H	Household	Ceramic	Refined Earthenware	Indeterminate		Body Sherd		Creamware	Indeterminate									Creamware body sherd.	1762-1820	Miller et al 2000:12
127.3			5		13	1		1	1	H	Architectural	Lithic	Slate	Roofing Tile		Fragment														
127.4			5		13	1		1	6	H	Architectural	Metal	Iron	Nail		Fragment	Cut												1830-1890	Wells 2000:324-326, Miller et al 2000:12
127.5			5		13	1		1	1	O	Food Related	Fauna	Bone	Bone		Fragment										Unidentified Mammal		Cut on both ends.		
127.6			5		13	1		1	1	H	Toy/Recreation	Synthetic	Rubber	Ball		Almost Complete												Rubber toy ball.		
127.7			5		13	1		1	1	H	Personal	Metal	Copper Alloy	Button		Almost Complete												Copper alloy button. Iron shank partly missing.		
127.8			5		13	1		1	1	H	Indeterminate	Metal	Iron	Spring		Complete	Indeterminate											Rusted wire spring.		
127.9			5		13	1		1	1	H	Commercial	Metal	Copper Alloy	Coin		Complete	Indeterminate											1982 Penny.	1982-	
128.1			5		14	2		1	2	H	Indeterminate	Metal	Iron	Indeterminate		Fragment												Metal hardware device with two buckles that lay flush with each other that are connected to a nut and built that would have connected to a wood piece. Unable to determine what it would have been used for.		
128.10			5		14	2		1	1	O	Indeterminate	Fauna	Bone	Bone		Fragment										Unidentified Bird		Unidentified bird bone		
128.11			5		14	2		1	3	H	Architectural	Lithic	Slate	Slate	Gray	Fragment												Three pieces of slate		
128.12			5		14	2		1	4	H	Architectural	Other	Composite	Mortar	Tan	Fragment												Pieces of mortar.		
128.13			5		14	2		1	1	O	Food Related	Fauna	Shell	Shell Fragment	White	Fragment										Oyster		Oyster shell.		
128.14			5		14	2		1	23	H	Architectural	Glass	Common Glass	Window Glass	Aqua	Fragment												Pieces of aqua window glass.		
128.15			5		14	2		1	1	O	Indeterminate	Fauna	Leather	Indeterminate	Brown	Fragment												Leather scrap. Unable to determine what it goes to.		www.sha.org/bottle/
128.16			5		14	2		1	1	H	Personal	Ceramic	Refined Earthenware	Smoking Pipe	White	Stem		White Ball Clay	Indeterminate									White pipe stem is undecorated.		
128.17			5		14	2		1	1	H	Household	Glass	Common Glass	Bottle	Olive	Base Sherd	Indeterminate											Large olive bottle base that is heavily patinated.		
128.18			5		14	2		1	1	H	Household	Glass	Common Glass	Indeterminate	Indeterminate	Body Sherd	Indeterminate											Curved glass. Unable to determine the color due to heavy patination.		www.sha.org/bottle/
128.19			5		14	2		1	4	H	Indeterminate	Glass	Common Glass	Indeterminate	Indeterminate	Body Sherd	Indeterminate											Curved aqua glass. Many vessels present.		
128.2			5		14	2		1	1	H	Personal	Metal	Copper Alloy	Buckle		Fragment			Etched			Banded						Etched band around the exterior of the belt. Belt is rounded. Only has onside edge of the belt.		
128.20			5		14	2		1	1	H	Household	Glass	Lead	Indeterminate	Colorless	Body Sherd	Mold Blown, Indeterminate		Molded Pattern			Diamond						Two diamond molded patterns on the thick colorless glass fragment.		
128.21			5		14	2		1	1	H	Household	Glass	Lead	Indeterminate	Colorless	Body Sherd	Indeterminate											Thick piece of lead glass.		
128.22			5		14	2		1	1	H	Household	Glass	Non-Lead Glass	Indeterminate	Colorless	Body/Rim Sherd	Mold Blown, Indeterminate		Molded Pattern	Cut Pattern		Geometric Pattern						Rim has a cut design with a squiggle line around the rim followed by a cut thin straight band. Underneath that there was a diamond with a circle within and a circle at the top and bottom point. A sideways oval came off of the side of the diamond ex info		
128.23			5		14	2		1	1	H	Household	Glass	Non-Lead Glass	Indeterminate	Colorless	Body Sherd	Indeterminate											Thick colorless non-lead glass fragment.		
128.24			5		14	2		1	1	H	Household	Ceramic	Refined Earthenware	Hollowware		Fragment		Creamware	Indeterminate									Small undecorated creamware sherd.	1762-1820	Miller et al 2000:12
128.25			5		14	2		1	1	H	Household	Ceramic	Refined Earthenware	Hollowware		Fragment		Creamware	Indeterminate	Interior Spalled								Interior is spalled and the exterior is creamware. Small sherd.	1762-1820	Miller et al 2000:12
128.26			5		14	2		1	1	H	Household	Ceramic	Refined Earthenware	Hollowware		Fragment		Unidentified Refined Earthenware	Both Sides Spalled									Both sides of the sherd are spalled.		
128.27			5		14	2		1	1	H	Household	Ceramic	Refined Earthenware	Flatware		Fragment		Whiteware	Indeterminate									Whiteware base with part of a black makers mark on the back. Not enough of the makers mark to determine who it is.	1815-	Azizi et al 1996
128.28			5		14	2		1	1	H	Household	Ceramic	Refined Earthenware	Indeterminate		Fragment		Pearlware	Indeterminate									Pearlware sherd.	1775-1840	Azizi et al 1996
128.29			5		14	2		1	1	H	Household	Ceramic	Refined Earthenware	Indeterminate		Fragment		Pearlware	Molded Pattern	Painted	Blue, Dark	Shell Edge, Indeterminate						Dark blue shell edge; unable to determine which kind because the sherd is too small.	1775-1840	Azizi et al 1996
128.3			5		14	2		1	1	H	Indeterminate	Metal	Iron	Indeterminate		Fragment												Indeterminate flat metal piece.		Azizi et al 1996
128.30			5		14	2		1	1	H	Household	Ceramic	Coarse Earthenware	Hollowware		Body Sherd		Redware	Slip Decorated	Single Glazed	Yellow & Light Brown	Trailed Slip						Light brown glaze in the interior with three yellow trailed slip lines.	-1870	
128.31			5		14	2		1	1	H	Household	Ceramic	Coarse Earthenware	Hollowware		Base/Body Sherd		Redware	Lead Glazed	Double Glazed	Brown, Light							light brown glaze on both sides of the sherd.		
128.32			5		14	2		1	5	H	Household	Ceramic	Coarse Earthenware	Hollowware		Body Sherd		Redware	Lead Glazed	Single Glazed	Brown, Dark							Dark brown glaze on the interior of body sherds.		Azizi et al 1996
128.33			5		14	2		1	8	H	Household	Ceramic	Coarse Earthenware	Hollowware		Body Sherd		Redware	Lead Glazed	Single Glazed	Brown							Brown glaze on the interior of the sherd with dark brown flecking.		
128.34			5		14	2		1	1	H	Household	Ceramic	Coarse Earthenware	Hollowware		Fragment		Redware	Indeterminate	Interior Spalled								Interior of the sherd is spalled and the exterior is undecorated.		Azizi et al 1996
128.35			5		14	2		1	1	H	Household	Ceramic	Coarse Earthenware	Hollowware		Fragment		Redware	Lead Glazed	Double Glazed	Brown							Brown glazed sherd. Glazed on both sides.		
128.36			5		14	2		1	1	H	Household	Ceramic	Coarse Earthenware	Hollowware		Fragment		Redware	Lead Glazed	Interior Spalled	Brown							Redware fragment with brown glaze on the exterior and spalled on the interior.		
128.37			5		14	2		1	1	H	Household	Ceramic	Coarse Earthenware	Hollowware		Fragment		Redware	Lead Glazed	Interior Spalled	Brown, Light							Redware sherd with light brown glaze with dark brown flecking and interior spalled.		Azizi et al 1996
128.38			5		14	2		1	1	H	Household	Ceramic	Coarse Earthenware	Hollowware		Fragment		Redware	Lead Glazed	Double Glazed	Brown, Light	Blotched						Redware fragment with light brown glaze on both sides; exterior has black blotches in the glaze.		
128.4			5		14	2		1	4	H	Architectural	Metal	Iron	Nail		Fragment	Indeterminate											Indeterminate metal nails.		Miller et al 2000:12
128.5			5		14	2		1	9	H	Architectural	Metal	Iron	Nail		Fragment	Cut											Rusted cut nails.	1830-1890	Wells 2000:324-326
128.6			5		14	2		1	3	H	Architectural	Metal	Iron	Nail		Fragment	Wire											Wire nails.	1885-	Wells 2000:326-327, Azizi et al 1996

FS	SB	Fea	TU	STP	Cxt	Strat	Hzn	AU	Count	H/P	Group	Class	Material	Object	Object Color	Part	Manufacture Technique	Ware	1st Decoration	2nd Decoration	Decoration Color	Pattern/Motif	Makers Mark	Mends	Vessel #	Common Name (Species)	Typology	Comments	Dates	Reference
128.7			5		14	2		1	1	O	Indeterminate	Fauna	Bone	Bone		Fragment										Unidentified Mammal		Unidentified mammal bone		Azizi et al 1996
128.8			5		14	2		1	1	O	Indeterminate	Fauna	Bone	Bone		Fragment										Unidentified Mammal		Unidentified mammal tooth.		Azizi et al 1996
128.9			5		14	2		1	3	O	Indeterminate	Fauna	Bone	Bone		Fragment										Indeterminate		Unidentified animal bone		
129.1			16		28				1	H	Indeterminate	Other	Common Glass	Bucket		Almost Complete												Rusted iron bucket w/ wire handle white plastic grip. Filled with concrete. Roughly 5 gallon. Photographed & discarded. 88.5 lbs.		
130.1			24		14	1		1	25	H	Architectural	Glass	Common Glass	Window Glass	Aqua	Fragment														
130.10			24		14	1		1	2	H	Household	Ceramic	Coarse Earthenware	Hollowware		Body Sherd		Redware	Lead Glazed	Double Glazed	Brown, Dark									
130.1019			24		14	1		1	1	H	Household	Ceramic	Coarse Earthenware	Hollowware		Body Sherd		Redware	Slip Decorated	Single Glazed	Green, Dark Brown & Light Brown	Trailed Slip		Mends w/ 130	C-0019			Two sherds with light brown glaze on the interior with trailed slip that is green, and outlined in dark brown.		
130.11			24		14	1		1	2	H	Household	Ceramic	Coarse Earthenware	Hollowware		Body Sherd		Redware	Lead Glazed	Double Glazed	Brown-Red									Azizi et al 1996
130.12			24		14	1		1	13	H	Household	Ceramic	Coarse Earthenware	Hollowware		Body Sherd		Redware	Lead Glazed	Single Glazed	Brown									
130.13			24		14	1		1	4	H	Household	Ceramic	Coarse Earthenware	Hollowware		Body Sherd		Redware	Lead Glazed	Single Glazed	Brown-Red									Miller 1993
130.14			24		14	1		1	2	H	Household	Ceramic	Coarse Earthenware	Hollowware		Body Sherd		Redware	Lead Glazed	Single Glazed	Brown, Light									
130.15			24		14	1		1	3	H	Household	Ceramic	Coarse Earthenware	Hollowware		Body Sherd		Redware	Lead Glazed	Single Glazed	Brown, Dark									
130.16			24		14	1		1	1	H	Household	Ceramic	Coarse Earthenware	Hollowware		Base Sherd		Redware	Lead Glazed	Single Glazed	Brown-Red									
130.17			24		14	1		1	5	H	Household	Ceramic	Coarse Earthenware	Hollowware		Body Sherd		Redware	Lead Glazed	Exterior Spalled	Brown, Dark									
130.18			24		14	1		1	2	H	Household	Ceramic	Coarse Earthenware	Hollowware		Rim Sherd		Redware	Lead Glazed	Exterior Spalled	Brown									
130.19			24		14	1		1	2	H	Household	Ceramic	Coarse Earthenware	Hollowware		Body Sherd		Redware	Lead Glazed	Exterior Spalled	Brown									
130.2			24		14	1		1	1	H	Architectural	Glass	Non-Lead Glass	Window Glass	Colorless	Fragment														
130.20			24		14	1		1	2	H	Household	Ceramic	Coarse Earthenware	Hollowware		Body Sherd		Redware	Lead Glazed	Exterior Spalled	Brown-Red									
130.21			24		14	1		1	2	H	Household	Ceramic	Coarse Earthenware	Indeterminate		Body Sherd		Redware	Interior Spalled	Exterior Spalled										
130.22			24		14	1		1	1	H	Household	Ceramic	Coarse Earthenware	Hollowware		Body Sherd		Redware	Unglazed	Exterior Spalled										
130.23			24		14	1		1	1	H	Household	Ceramic	Coarse Earthenware	Hollowware		Body Sherd		Redware	Unglazed											
130.24			24		14	1		1	5	H	Household	Ceramic	Coarse Earthenware	Hollowware		Body Sherd		Redware	Interior Spalled											
130.25			24		14	1		1	1	H	Activities	Ceramic	Coarse Earthenware	Flower Pot		Base Sherd		Redware	Unglazed									Drain hole fragment		
130.26			24		14	1		1	1	H	Household	Ceramic	Coarse Earthenware	Hollowware		Base Sherd		Redware	Slip Decorated	Copper Highlights	Green	Trailed Slip						Likely hollowware, interior partially spalled, trailed slip with copper highlights		
130.27			24		14	1		1	2	H	Household	Ceramic	Coarse Earthenware	Hollowware		Body Sherd		Redware	Slip Decorated	Single Glazed	Green and Dark Brown	Trailed Slip						All three sherds from the same vessel		
130.28			24		14	1		1	2	H	Household	Ceramic	Coarse Earthenware	Hollowware		Body Sherd		Redware	Slip Decorated	Copper Highlights	Yellow	Trailed Slip						One sherd has partially spalled interior		
130.29			24		14	1		1	1	H	Household	Ceramic	Coarse Earthenware	Hollowware		Body Sherd		Redware	Slip Decorated		Yellow	Indeterminate								
130.3			24		14	1		1	4	H	Household	Glass	Non-Lead Glass	Indeterminate	Colorless	Body Sherd	Indeterminate													Miller et al 2000:13
130.30			24		14	1		1	1	H	Household	Ceramic	Coarse Earthenware	Hollowware		Body Sherd		Redware	Slip Decorated		Brown, Dark	Indeterminate						Interior is partially spalled and may have included yellow slip		
130.31			24		14	1		1	1	H	Architectural	Ceramic	Coarse Earthenware	Brick, Fragment	Orange														Sprague 2002:115
130.32			24		14	1		1	1	H	Household	Ceramic	Refined Earthenware	Indeterminate		Rim Sherd		Whiteware	Indeterminate										1815-2017	Azizi et al 1996
130.33			24		14	1		1	4	H	Household	Ceramic	Refined Earthenware	Indeterminate		Body Sherd		Whiteware	Indeterminate										1815-2017	Azizi et al 1996
130.34			24		14	1		1	4	H	Household	Ceramic	Refined Earthenware	Indeterminate		Body Sherd		Whiteware	Indeterminate	Exterior Spalled									1815-2017	Azizi et al 1996, Miller et al 2000:13
130.35			24		14	1		1	5	H	Household	Ceramic	Refined Earthenware	Indeterminate		Body Sherd		Whiteware	Indeterminate	Interior Spalled									1815-2017	Azizi et al 1996
130.36			24		14	1		1	1	H	Household	Ceramic	Refined Earthenware	Indeterminate		Rim Sherd		Whiteware	Printed		Purple	Indeterminate							1829-1915	www.jefpat.org
130.37			24		14	1		1	1	H	Household	Ceramic	Refined Earthenware	Indeterminate		Rim Sherd		Pearlware/Whiteware	Molded Pattern	Painted	Blue	Indeterminate						Exterior spalled	1775-1880	www.jefpat.org
130.38			24		14	1		1	1	H	Household	Ceramic	Refined Earthenware	Indeterminate		Rim Sherd		Pearlware/Whiteware	Painted		Green	Indeterminate						Probably shell edged pattern. Exterior spalled	1775-1870	www.jefpat.org
130.39			24		14	1		1	2	H	Household	Ceramic	Refined Earthenware	Indeterminate		Rim Sherd		Pearlware/Whiteware	Molded Pattern	Painted	Blue	Indeterminate						Interior partially spalled	1775-1880	www.jefpat.org, Azizi et al 1996
130.4			24		14	1		1	1	H	Household	Glass	Non-Lead Glass	Indeterminate	Colorless	Body Sherd	Indeterminate											Solarized sherd		
130.40			24		14	1		1	1	H	Household	Ceramic	Porcelain	Indeterminate		Body Sherd		Porcelain, Hard Paste	Indeterminate											
130.41			24		14	1		1	8	H	Architectural	Metal	Iron	Nail		Complete	Cut												1830-1890	Wells 2000:324-326
130.42			24		14	1		1	4	H	Architectural	Metal	Iron	Nail		Fragment	Cut												1830-1890	Wells 2000:324-326, Azizi et al 1996
130.43			24		14	1		1	1	H	Architectural	Metal	Iron	Nail		Complete	Cut												1810-1835	Wells 2000:324-326
130.44			24		14	1		1	2	H	Architectural	Metal	Iron	Nail		Complete	Wire												1885-2017	Wells 2000:326-327
130.45			24		14	1		1	2	H	Architectural	Metal	Iron	Nail		Fragment	Wire												1885-2017	Wells 2000:326-327
130.46			24		14	1		1	7	H	Architectural	Metal	Iron	Nail		Fragment	Indeterminate													
130.47			24		14	1		1	1	H	Indeterminate	Metal	Iron	Indeterminate		Fragment	Indeterminate											Tapered, flat piece of metal		
130.48			24		14	1		1	1	H	Hardware	Metal	Iron	Washer		Complete	Indeterminate													
130.49			24		14	1		1	1	H	Personal	Metal	Iron	Clothes Pin		Spring	Indeterminate											Metal spring from a clothes pin	1887-	Miller et al 2000:16
130.50			24		14	1		1	4	H	Indeterminate	Synthetic	Plastic	Indeterminate	Yellow	Fragment												Modern plastic, possibly from tent stake	1915-	Miller et al 2000:16
130.5			24		14	1		1	2	H	Household	Glass	Lead	Indeterminate	Colorless	Body Sherd	Indeterminate													
130.51			24		14	1		1	1	H	Indeterminate	Synthetic	Plastic	Indeterminate	Tan	Fragment												Small, thin plastic fragment	1915-	Miller et al 2000:16
130.52			24		14	1		1	1	H	Household	Metal	Aluminum	Pull Tab		Complete												Metal pull tab		326-327
130.6			24		14	1		1	2	H	Household	Glass	Common Glass	Indeterminate	Aqua	Body Sherd	Indeterminate													
130.7			24		14	1		1	2	H	Household	Glass	Common Glass	Indeterminate	Aqua	Body Sherd	Indeterminate													
130.8			24		14	1		1	1	H	Household	Glass	Common Glass	Indeterminate	Aqua	Body Sherd	Indeterminate											Curved sherd that is heavily patinated		
130.9			24		14	1		1	4	H	Furniture	Glass	Common Glass	Mirror Glass		Fragment														
131.10			24		16	2		2	1	H	Household	Ceramic	Refined Earthenware	Indeterminate		Body Sherd		Creamware	Indeterminate									No decoration visible.	1762-1820	Miller et al 2000:12
131.1			24		16	2		2	2	H	Household	Glass	Non-Lead Glass	Indeterminate	Colorless	Body Sherd	Indeterminate											Two pieces of thick colorless glass. Pieces do not mend.		
131.11			24		16	2		2	1	H	Household	Ceramic	Refined Earthenware	Indeterminate		Rim Sherd		Pearlware	Indeterminate									Rim of a pearlware vessel.	1775-1840	Azizi et al 1996
131.12			24		16	2		2	1	H	Household	Ceramic	Refined Earthenware	Indeterminate		Base Sherd		Pearlware	Indeterminate									Base of a pearlware vessel.	1775-1840	Azizi et al 1996
131.13			24		16	2		2	2	H	Household	Ceramic	Refined Earthenware	Indeterminate		Fragment		Pearlware	Indeterminate									Undecorated pearlware sherds.	1775-1840	Azizi et al 1996
131.14			24		16	2		2	3	H	Household	Ceramic	Refined Earthenware	Indeterminate		Body Sherd		Pearlware	Indeterminate	Interior Spalled								Undecorated pearlware sherds. Spalled interiors.	1775-1840	Azizi et al 1996
131.2			24		16	2		2	1	H	Household	Glass	Common Glass	Indeterminate	Aqua	Fragment	Indeterminate											thin aqua curved glass.		

FS	SB	Fea	TU	STP	Cxt	Strat	Hzn	AU	Count	H/P	Group	Class	Material	Object	Object Color	Part	Manufacture Technique	Ware	1st Decoration	2nd Decoration	Decoration Color	Pattern/Motif	Makers Mark	Mends	Vessel #	Common Name (Species)	Typology	Comments	Dates	Reference
131.3			24		16	2		2	1	H	Household	Glass	Common Glass	Bottle, Beer/Soda	Aqua	Body Sherd	Indeterminate											Beer/soda bottle glass.		
131.4			24		16	2		2	1	H	Architectural	Glass	Common Glass	Window Glass	Aqua	Fragment												Piece of window glass.		
131.5			24		16	2		2	1	H	Architectural	Metal	Iron	Nail		Fragment	Cut										Cut nail.	1830-1890	Wells 2000:324-326, Miller et al 2000:13
131.6			24		16	2		2	4	H	Household	Ceramic	Coarse Earthenware	Hollowware		Body Sherd		Redware	Lead Glazed	Single Glazed	Brown, Dark							Dark brown glaze on the interior of the sherds.		
131.7			24		16	2		2	1	H	Architectural	Ceramic	Coarse Earthenware	Brick, Fragment														Brick fragment.		www.jefpat.org
131.8			24		16	2		2	1	H	Household	Ceramic	Refined Earthenware	Indeterminate		Fragment		Yellowware	Indeterminate									Yellowware fragment.	1828-1940	www.jefpat.org
131.9			24		16	2		2	1	H	Household	Ceramic	Refined Earthenware	Indeterminate		Fragment		Creamware	Painted, Overglaze		Black	Indeterminate						Black overglaze painted creamware with an indeterminate pattern.	1765-1815	Miller et al 2000:12
132.10			25		13	1		1	1	H	Architectural	Metal	Iron	Nail		Complete	Wire												1885-2017	Wells 2000:326-327
132.1			25		13	1		1	7	H	Architectural	Glass	Common Glass	Window Glass	Aqua	Fragment														
132.1019			25		13	1		1	1	H	Household	Ceramic	Coarse Earthenware	Hollowware		Body Sherd		Redware	Slip Decorated	Single Glazed	Green, Dark Brown & Light Brown	Trailed Slip		Mends w/ 132	C-0019			Two sherds with light brown glaze on the interior with trailed slip that is green, and outlined in dark brown.		
132.11			25		13	1		1	2	H	Architectural	Metal	Iron	Nail		Fragment	Indeterminate													
132.13			25		13	1		1	2	H	Household	Ceramic	Coarse Earthenware	Hollowware		Body Sherd		Redware	Lead Glazed	Double Glazed	Brown, Dark									
132.14			25		13	1		1	1	H	Household	Ceramic	Coarse Earthenware	Hollowware		Body Sherd		Redware	Lead Glazed	Double Glazed	Brown-Red									
132.15			25		13	1		1	2	H	Household	Ceramic	Coarse Earthenware	Hollowware		Body Sherd		Redware	Lead Glazed	Single Glazed	Brown-Red									
132.16			25		13	1		1	5	H	Household	Ceramic	Coarse Earthenware	Hollowware		Body Sherd		Redware	Lead Glazed	Single Glazed	Brown									
132.17			25		13	1		1	1	H	Household	Ceramic	Coarse Earthenware	Hollowware		Body Sherd		Redware	Lead Glazed	Single Glazed	Brown-Red									www.jefpat.org
132.18			25		13	1		1	3	H	Household	Ceramic	Coarse Earthenware	Hollowware		Body Sherd		Redware	Lead Glazed	Exterior Spalled	Brown									
132.19			25		13	1		1	1	H	Household	Ceramic	Coarse Earthenware	Indeterminate		Body Sherd		Redware	Interior Spalled	Exterior Spalled										Denker & Denker 1985:54-68
132.2			25		13	1		1	2	H	Architectural	Glass	Non-Lead Glass	Window Glass	Colorless	Fragment														
132.20			25		13	1		1	1	H	Household	Ceramic	Coarse Earthenware	Indeterminate		Rim Sherd		Redware	Lead Glazed	Double Glazed	Brown, Light									
132.21			25		13	1		1	1	H	Household	Ceramic	Coarse Earthenware	Indeterminate		Rim Sherd		Redware	Unglazed											
132.22			25		13	1		1	2	H	Household	Ceramic	Coarse Earthenware	Indeterminate		Rim Sherd		Redware	Lead Glazed	Interior Spalled	Brown									
132.23			25		13	1		1	1	H	Household	Ceramic	Coarse Earthenware	Indeterminate		Rim Sherd		Redware	Lead Glazed	Single Glazed	Brown, Dark									
132.24			25		13	1		1	1	H	Fuel	Lithic	Coal	Coal Fragment																
132.25			25		13	1		1	1	H	Household	Glass	Non-Lead Glass	Indeterminate	Colorless	Rim Sherd	Indeterminate											Solarized sherd		
132.26			25		13	1		1	2	H	Household	Ceramic	Coarse Earthenware	Hollowware		Rim Sherd		Redware	Lead Glazed	Interior Spalled	Brown, Dark									Wells 2000:324-326
132.27			25		13	1		1	4	H	Household	Ceramic	Refined Earthenware	Indeterminate		Body Sherd		Whiteware	Indeterminate										1815-2017	Azizi et al 1996
132.28			25		13	1		1	1	O	Indeterminate	Fauna	Bone	Bone		Fragment										Unidentified Mammal				www.jefpat.org
132.29			25		13	1		1	1	H	Indeterminate	Synthetic	Plastic	Indeterminate	Yellow	Fragment												Modern plastic, possibly from a tent stake	1915-	Miller et al 2000:16
132.30			25		13	1		1	1	H	Household	Ceramic	Refined Earthenware	Indeterminate		Rim Sherd		Whiteware	Painted		Blue	Indeterminate						Small rim sherd with a small spot of blue underglaze paint on the exterior.	1815-	Azizi et al 1996
132.3			25		13	1		1	1	H	Household	Glass	Non-Lead Glass	Indeterminate	Colorless	Body Sherd	Indeterminate													
132.31			25		13	1		1	1	H	Indeterminate	Synthetic	Plastic	Indeterminate	Green, Dark	Fragment												Curved thin piece of plastic. Smooth on one side and scale-like on the other.	1915-	Miller et al 2000:16
132.32			25		13	1		1	1	H	Household	Glass	Milk Glass	Lid Liner	White, Opaque	Fragment	Pressed											Small flat piece of a milk glass lid liner.	1869-	Miller et al 2000:8, Denker & Denker 1985:54-68
132.33			25		13	1		1	1	H	Household	Ceramic	Porcelain	Indeterminate		Body Sherd		Porcelain, Hard Paste	Indeterminate									No visible decoration.		Denker & Denker 1985:54-68
132.34			25		13	1		1	1	H	Household	Ceramic	Porcelain	Indeterminate		Body Sherd		Porcelain, Chinese Export	Painted, Overglaze		Tan	Indeterminate						Two tones of tan (light and dark) over glaze paint on one small corner.		
132.35			25		13	1		1	1	H	Personal	Metal	Copper Alloy	Button		Complete	Cast											Plain, undecorated metal button with a wire loop shank.		
132.4			25		13	1		1	1	H	Household	Glass	Lead	Indeterminate	Colorless	Body Sherd	Indeterminate													
132.5			25		13	1		1	1	H	Household	Glass	Lead	Indeterminate	Colorless	Body Sherd	Indeterminate													Denker & Denker 1985:54-68
132.6			25		13	1		1	1	H	Furniture	Glass	Common Glass	Mirror Glass	Aqua	Fragment														
132.7			25		13	1		1	2	H	Architectural	Metal	Iron	Nail		Complete	Cut												1830-1890	Wells 2000:324-326
132.8			25		13	1		1	2	H	Architectural	Metal	Iron	Nail		Almost Complete	Cut												1830-1890	Wells 2000:324-326
132.9			25		13	1		1	1	H	Architectural	Metal	Iron	Nail		Almost Complete	Cut												1810-1835	Wells 2000:324-326
133.1			25		14	2		1	1	H	Architectural	Metal	Iron	Nail		Complete	Indeterminate											Too rusted to determine manufacturing technique		
133.10			25		14	2		1	1	H	Household	Glass	Non-Lead Glass	Container Glass	Colorless	Body Sherd	Mold Blown, Indeterminate		Embossed			Lettering						Curved sherd with partially truncated embossed lettering "...UN..."		
133.11			25		14	2		1	1	H	Household	Glass	Common Glass	Container Glass	Aqua	Body Sherd	Mold Blown, Indeterminate													
133.12			25		14	2		1	1	H	Household	Ceramic	Coarse Earthenware	Hollowware		Body Sherd		Redware	Lead Glazed	Single Glazed	Brown, Dark									Wells 2000:324-326
133.13			25		14	2		1	4	H	Household	Ceramic	Coarse Earthenware	Hollowware		Body Sherd		Redware	Lead Glazed	Single Glazed	Brown									
133.14			25		14	2		1	1	H	Household	Ceramic	Coarse Earthenware	Hollowware		Body Sherd		Redware	Lead Glazed	Exterior Spalled	Brown									
133.15			25		14	2		1	1	H	Household	Ceramic	Coarse Earthenware	Hollowware		Body Sherd		Redware	Lead Glazed	Exterior Spalled	Brown, Dark									Wells 2000:324-326
133.16			25		14	2		1	3	H	Household	Ceramic	Coarse Earthenware	Hollowware		Body Sherd		Redware	Lead Glazed	Double Glazed	Brown, Dark									
133.17			25		14	2		1	1	H	Household	Ceramic	Coarse Earthenware	Hollowware		Rim Sherd		Redware	Lead Glazed	Double Glazed	Brown, Dark									
133.18			25		14	2		1	1	H	Household	Ceramic	Coarse Earthenware	Hollowware		Rim Sherd		Redware	Lead Glazed	Single Glazed	Brown/Red									
133.19			25		14	2		1	1	H	Household	Ceramic	Coarse Earthenware	Hollowware		Rim Sherd		Redware	Lead Glazed	Interior Spalled	Brown									
133.2			25		14	2		1	1	H	Indeterminate	Metal	Iron	Indeterminate		Fragment	Indeterminate											Flat rusted iron fragment		
133.20			25		14	2		1	4	H	Household	Ceramic	Coarse Earthenware	Hollowware		Body Sherd		Redware	Interior Spalled											
133.21			25		14	2		1	1	H	Activities	Ceramic	Coarse Earthenware	Flower Pot		Base Sherd		Redware	Painted		Red							Exterior entirely painted red excluding areas where the paint has chipped off		
133.22			25		14	2		1	2	O	Food Related	Fauna	Shell	Shell Hinge		Almost Complete										Oyster		Two shell fragments refit		
133.23			25		14	2		1	4	O	Indeterminate	Fauna	Bone	Bone		Fragment										Unidentified Mammal				
133.24			25		14	2		1	1	H	Household	Ceramic	Refined Earthenware	Indeterminate		Rim Sherd		Pearlware	Painted		Blue	Indeterminate						Possibly a saucer rim sherd	1775-1830	Miller et al 2000:12
133.25			25		14	2		1	1	H	Household	Ceramic	Refined Earthenware	Indeterminate		Body Sherd		Pearlware/Whiteware	Molded Pattern	Painted	Blue	Shell Edge, Indeterminate							1775-1870	www.jefpat.org

FS	SB	Fea	TU	STP	Cxt	Strat	Hzn	AU	Count	H/P	Group	Class	Material	Object	Object Color	Part	Manufacture Technique	Ware	1st Decoration	2nd Decoration	Decoration Color	Pattern/Motif	Makers Mark	Mends	Vessel #	Common Name (Species)	Typology	Comments	Dates	Reference
133.26			25		14	2		1	1	H	Household	Ceramic	Refined Earthenware	Indeterminate		Body Sherd		Pearlware	Exterior Spalled										1775-1840	Azizi et al 1996
133.27			25		14	2		1	1	H	Household	Ceramic	Refined Earthenware	Indeterminate		Body Sherd		Whiteware	Interior Spalled										1815-2017	Azizi et al 1996
133.28			25		14	2		1	1	H	Architectural	Ceramic	Coarse Earthenware	Brick, Fragment	Orange													Gray vitrified surface visible on brick fragment		
133.3			25		14	2		1	3	H	Architectural	Metal	Iron	Nail		Fragment	Cut												1830-1890	Wells 2000:324-326
133.4			25		14	2		1	2	H	Architectural	Metal	Iron	Nail		Fragment	Wire												1885-2017	Wells 2000:326-327
133.5			25		14	2		1	4	H	Architectural	Metal	Iron	Nail		Fragment	Indeterminate													
133.6			25		14	2		1	4	H	Furniture	Glass	Common Glass	Mirror Glass	Aqua	Fragment														
133.7			25		14	2		1	13	H	Architectural	Glass	Common Glass	Window Glass	Aqua	Fragment														
133.8			25		14	2		1	2	H	Household	Glass	Common Glass	Indeterminate	Aqua	Body Sherd	Indeterminate													
133.9			25		14	2		1	1	H	Household	Glass	Common Glass	Indeterminate	Olive	Body Sherd	Indeterminate													
134.1			25		16	3		2	3	H	Architectural	Glass	Common Glass	Window Glass	Aqua	Fragment														
134.2			25		16	3		2	1	H	Furniture	Glass	Common Glass	Mirror Glass	Aqua	Fragment														
134.3			25		16	3		2	1	H	Architectural	Metal	Iron	Nail		Fragment	Indeterminate													
134.4			25		16	3		2	1	O	Indeterminate	Fauna	Bone	Bone		Complete									Unidentified Mammal		Small vertebrae		
134.5			25		16	3		2	1	O	Indeterminate	Fauna	Bone	Bone		Complete									Unidentified Mammal		Medium-sized mammal		
135.1			27		13	1		1	12	H	Architectural	Glass	Common Glass	Window Glass	Aqua	Fragment	Indeterminate													
135.10			27		13	1		1	2	H	Household	Ceramic	Coarse Earthenware	Hollowware		Body Sherd		Redware	Lead Glazed	Double Glazed	Brown									
135.11			27		13	1		1	1	H	Household	Ceramic	Coarse Earthenware	Hollowware		Body Sherd		Redware	Lead Glazed	Exterior Spalled	Brown									
135.12			27		13	1		1	1	H	Household	Ceramic	Coarse Earthenware	Hollowware		Body Sherd		Redware	Lead Glazed	Exterior Spalled	Brown, Dark									
135.13			27		13	1		1	3	H	Household	Ceramic	Coarse Earthenware	Indeterminate		Body Sherd		Redware	Interior Spalled	Exterior Spalled										
135.14			27		13	1		1	3	H	Household	Ceramic	Coarse Earthenware	Hollowware		Body Sherd		Redware	Interior Spalled											
135.15			27		13	1		1	3	H	Household	Ceramic	Refined Earthenware	Indeterminate		Body Sherd		Creamware	Indeterminate								No decoration visible	1762-1820	Miller et al 2000:12
135.16			27		13	1		1	1	H	Household	Ceramic	Refined Earthenware	Indeterminate		Body Sherd		Pearlware	Indeterminate	Interior Spalled								1775-1840	Azizi et al 1996
135.17			27		13	1		1	1	H	Household	Ceramic	Refined Earthenware	Indeterminate		Body Sherd		Pearlware	Indeterminate									1775-1840	Azizi et al 1996
135.18			27		13	1		1	2	H	Household	Ceramic	Refined Earthenware	Indeterminate		Body Sherd		Whiteware	Indeterminate									1815-2017	Azizi et al 1996
135.19			27		13	1		1	1	H	Household	Ceramic	Refined Earthenware	Indeterminate		Body Sherd		Whiteware	Printed		Purple	Indeterminate					Pattern appears faded.	1829-1915	www.jefpat.org
135.20			27		13	1		1	1	H	Household	Ceramic	Refined Earthenware	Indeterminate		Body Sherd		Whiteware	Printed		Blue	Indeterminate						1815-1915	Azizi et al 1996
135.2			27		13	1		1	2	H	Indeterminate	Glass	Non-Lead Glass	Indeterminate	Colorless	Body Sherd	Indeterminate										Two small curved glass fragments		
135.21			27		13	1		1	1	H	Household	Ceramic	Refined Earthenware	Indeterminate		Body Sherd		Whiteware	Dipt		Brown, Dark	Indeterminate						1815-1920	Azizi et al 1996
135.22			27		13	1		1	1	H	Indeterminate	Synthetic	Plastic	Indeterminate	Pink	Fragment												1915-	Miller et al 2000:16
135.23			27		13	1		1	1	H	Indeterminate	Synthetic	Plastic	Indeterminate	Blue, Light	Fragment												1915-	Miller et al 2000:16
135.3			27		13	1		1	1	H	Household	Glass	Milk Glass	Indeterminate	White	Body Sherd	Indeterminate													
135.4			27		13	1		1	10	H	Architectural	Metal	Iron	Nail		Complete	Cut												1830-1890	Wells 2000:324-326
135.5			27		13	1		1	1	H	Architectural	Metal	Iron	Nail		Complete	Wire												1885-2017	Wells 2000:326-327
135.6			27		13	1		1	5	H	Architectural	Metal	Iron	Nail		Fragment	Indeterminate													
135.7			27		13	1		1	1	H	Hardware	Metal	Iron	Wire		Fragment	Indeterminate													
135.8			27		13	1		1	4	H	Household	Ceramic	Coarse Earthenware	Hollowware		Body Sherd		Redware	Lead Glazed	Single Glazed	Brown, Dark									
135.9			27		13	1		1	3	H	Household	Ceramic	Coarse Earthenware	Hollowware		Body Sherd		Redware	Lead Glazed	Single Glazed	Brown									
136.10			27		14	2		1	1	H	Indeterminate	Metal	Copper Alloy	Indeterminate		Fragment	Indeterminate										Circular copper alloy piece with a hole in the middle and four metal pieces that emerge off of that circular piece and curve off of it. Possible jewelry clasp.		Miller et al 2000:12
136.1			27		14	2		1	1	H	Household	Glass	Common Glass	Container Glass	Olive	Body Sherd	Indeterminate										Olive glass that is heavily patented.		
136.11			27		14	2		1	1	H	Household	Ceramic	Refined Earthenware	Indeterminate		Fragment		Creamware	Indeterminate	Interior Spalled							Creamware sherd is undecorated, but very small. Interior is spalled.	1762-1820	Miller et al 2000:12
136.12			27		14	2		1	1	H	Household	Ceramic	Refined Earthenware	Indeterminate		Body Sherd		Pearlware	Indeterminate	Exterior Spalled							Undecorated pearlware sherd. Exterior is spalled.	1775-1840	Azizi et al 1996, Miller et al 2000:12
136.13			27		14	2		1	1	H	Household	Ceramic	Refined Earthenware	Indeterminate		Fragment		Pearlware	Printed		Purple	Floral					Sherd has a purple printed pattern of leaves.	1775-1840	Azizi et al 1996
136.14			27		14	2		1	1	H	Household	Ceramic	Refined Earthenware	Indeterminate		Rim Sherd		Pearlware	Printed	Exterior Spalled	Blue	Indeterminate					Blue print on the interior rim. Unable to determine the pattern. Exterior is spalled.	1803-1830	www.jefpat.org, Miller et al 2000:12
136.15			27		14	2		1	1	H	Household	Ceramic	Refined Earthenware	Indeterminate		Rim Sherd		Pearlware	Printed	Exterior Spalled	Blue	Floral					Blue print on the interior rim. Rim has a dark blue band and a floral pattern. Exterior is spalled.	1803-1830	www.jefpat.org
136.16			27		14	2		1	1	H	Household	Ceramic	Coarse Earthenware	Hollowware		Rim Sherd		Redware	Lead Glazed	Single Glazed	Black						Black glaze on interior of German style rim. Some splatters of glaze on back of rim.		
136.17			27		14	2		1	1	H	Household	Ceramic	Coarse Earthenware	Hollowware		Fragment		Redware	Indeterminate	Interior Spalled							Interior of sherd is spalled and exterior is undecorated.		
136.18			27		14	2		1	1	H	Household	Ceramic	Coarse Earthenware	Hollowware		Body Sherd		Redware	Lead Glazed	Single Glazed	Brown, Dark						Glaze on the interior with a dark brown glaze.		
136.19			27		14	2		1	2	H	Household	Ceramic	Coarse Earthenware	Hollowware		Body Sherd		Redware	Lead Glazed	Single Glazed	Brown						Glaze on the interior with a brown glaze. Pieces do not mend.		
136.2			27		14	2		1	5	H	Architectural	Glass	Common Glass	Window Glass	Aqua	Fragment											Pieces of window glass.		
136.3			27		14	2		1	1	H	Household	Glass	Common Glass	Container Glass	Aqua	Body Sherd	Indeterminate										Thick aqua curved container glass.		
136.4			27		14	2		1	1	H	Household	Glass	Common Glass	Container Glass	Aqua	Body Sherd	Mold Blown, Indeterminate										Mold seam on the curved glass sherd, possibly a cup bottom mold seam.		
136.5			27		14	2		1	1	H	Household	Glass	Non-Lead Glass	Bottle	Colorless	Body Sherd	Mold Blown, Indeterminate		Embossed			Lettering					Think colorless glass sherd embossed with, "...R RE..."		
136.6			27		14	2		1	1	O	Activities	Fauna	Other	Other	White	Fragment											Coral that is possibly fossilized. Under activities because it would have been collected.		Azizi et al 1996
136.7			27		14	2		1	1	H	Architectural	Other	Composite	Mortar	White	Fragment											Mortar fragment.		
136.8			27		14	2		1	1	H	Indeterminate	Synthetic	Fabric	Other	Tan	Fragment											Piece of tan string.		
136.9			27		14	2		1	2	H	Architectural	Metal	Iron	Nail		Fragment	Indeterminate										Indeterminate nail fragments		
137.1			27		16	3		2	1	H	Household	Ceramic	Coarse Earthenware	Hollowware		Body Sherd		Redware	Lead Glazed	Double Glazed	Brown, Dark									www.jefpat.org
138.10			9		13	1		1	2	H	Arms	Metal	Copper Alloy	Bullet		Complete											Two 9mm training paint round. Http://firearmshistory.blogspot.com/2013/05/what-is-simunition.html		www.sha.org/bottle/
138.1			9		13	1		1	1	H	Commercial	Metal	Copper Alloy	Coin		Fragment	Stamped										Large cent coin from 1801. Has a circular leafy design that surrounds the words "ONE CENT". There are other words around the edges and on the back that can't be read.	1801-	
138.1014			9		13	1		1	1	H	Household	Ceramic	Refined Earthenware	Plate		Rim Sherd		Pearlware	Molded Pattern	Painted	Blue	Shell Edge, Unscalloped		w/ 189	C-0014			Blue painted shell edge rim.	1840-1870	www.jefpat.org

FS	SB	Fea	TU	STP	Cxt	Strat	Hzn	AU	Count	H/P	Group	Class	Material	Object	Object Color	Part	Manufacture Technique	Ware	1st Decoration	2nd Decoration	Decoration Color	Pattern/Motif	Makers Mark	Mends	Vessel #	Common Name (Species)	Typology	Comments	Dates	Reference
138.11			9		13	1		1	1	H	Household	Glass	Lead	Container Glass	Colorless	Fragment	Indeterminate											Colorless glass that was heavily patinated.		www.jefpat.org
138.12			9		13	1		1	1	H	Household	Glass	Common Glass	Container Glass	Olive	Fragment	Indeterminate											Heavily patinated thin olive glass.		
138.13			9		13	1		1	1	H	Household	Glass	Common Glass	Container Glass	Aqua	Fragment	Indeterminate											Thin curved aqua glass		
138.14			9		13	1		1	1	H	Household	Glass	Common Glass	Container Glass	Olive	Fragment	Indeterminate											Thin olive glass.		www.jefpat.org
138.15			9		13	1		1	1	H	Household	Glass	Lead	Stopper	Colorless	Fragment	Indeterminate											Colorless stopper bottom. Grinded down bottom, no top.		
138.16			9		13	1		1	1	O	Indeterminate	Fauna	Bone	Bone		Fragment									Unidentified Mammal		Unidentified mammal teeth.		
138.17			9		13	1		1	26	O	Indeterminate	Fauna	Bone	Bone		Fragment									Unidentified Mammal		Unidentified mammal bone.		Miller et al 2000:12
138.18			9		13	1		1	1	O	Indeterminate	Fauna	Bone	Bone		Fragment									Unidentified Bird		Unidentified bird bone.		
138.19			9		13	1		1	8	O	Indeterminate	Fauna	Bone	Bone		Fragment									Indeterminate		Unidentified bone.		
138.2			9		13	1		1	83	H	Architectural	Glass	Common Glass	Window Glass	Aqua	Fragment											Aqua window glass fragments.		Miller et al 2000:12
138.20			9		13	1		1	1	H	Indeterminate	Synthetic	Plastic	Indeterminate	White	Fragment											White plastic rod with a cup on the end with spikes.	1915-	Miller et al 2000:16
138.21			9		13	1		1	1	H	Indeterminate	Synthetic	Plastic	Indeterminate	Green	Fragment											Indeterminate green plastic fragment.	1915-	Miller et al 2000:16, www.sha.org/bottle/
138.22			9		13	1		1	1	H	Personal	Fauna	Shell	Button	White	Fragment	Cut /Carved										Four hole mother of pearl shell button.		Miller et al 2000:12
138.23			9		13	1		1	1	H	Personal	Metal	Copper Alloy	Button		Fragment	Indeterminate										Metal button cap?000000000000000000		Miller et al 2000:13
138.24			9		13	1		1	19	H	Architectural	Metal	Iron	Nail		Fragment	Indeterminate										Indeterminate nail parts.		Miller et al 2000:12
138.25			9		13	1		1	10	H	Architectural	Metal	Iron	Nail		Fragment	Wire										Wire nails.	1885-	Wells 2000:326-327, Miller et al 2000:12
138.26			9		13	1		1	7	H	Architectural	Metal	Iron	Nail		Fragment	Cut										Cut nails.	1830-1890	Wells 2000:324-326, Miller et al 2000:13
138.27			9		13	1		1	1	H	Hardware	Metal	Iron	Screw		Fragment	Indeterminate										Screw.		Miller et al 2000:12
138.28			9		13	1		1	2	H	Indeterminate	Metal	Iron	Hinge		Fragment	Indeterminate										Spring hinge		www.jefpat.org
138.29			9		13	1		1	1	H	Hardware	Metal	Iron	Wire		Fragment	Indeterminate										Twisted wire.		
138.3			9		13	1		1	1	H	Household	Glass	Lead	Container Glass	Colorless	Indeterminate	Indeterminate										Thin colorless lead glass.		Azizi et al 1996
138.30			9		13	1		1	7	O	Indeterminate	Lithic	Slate	Other	Gray	Fragment											Pieces of slate. Could be a roofing slate.		
138.31			9		13	1		1	1	H	Personal	Metal	Copper Alloy	Other		Fragment	Indeterminate										Metal umbrella or parasol tip. The edge of the cloth panel was secured to the rib frame by stitching it through the small hole in the side of the tip.		www.jefpat.org
138.32			9		13	1		1	3	H	Household	Metal	Iron	Bottle Closure		Fragment	Indeterminate										Three pieces of a crown bottle cap.		Snyder 1992
138.33			9		13	1		1	5	H	Indeterminate	Metal	Iron	Indeterminate		Fragment	Indeterminate										Indeterminate metal fragments.		Snyder 1992
138.34			9		13	1		1	1	H	Hardware	Metal	Iron	Washer		Fragment	Indeterminate										Iron washer.		Azizi et al 1996
138.35			9		13	1		1	1	H	Hardware	Metal	Iron	Other		Fragment	Indeterminate										Iron bracket with four holes. In a rectangular shape.		Azizi et al 1996
138.36			9		13	1		1	1	H	Manufacturing	Unknown	Indeterminate	Slag	Black	Fragment											Manufacturing slag.		Miller et al 2000:13
138.37			9		13	1		1	1	H	Household	Ceramic	Stoneware	Hollowware	Gray	Body Sherd		Salt Glazed, Gray/Buff Bodied										Salt-glazed gray buff bodied stoneware sherd. Gray on the outside; brown on the inside.		Azizi et al 1996
138.38			9		13	1		1	1	H	Architectural	Ceramic	Coarse Earthenware	Brick, Fragment	Red													Brick fragment.		
138.39			9		13	1		1	1	H	Household	Ceramic	Porcelain	Indeterminate		Fragment		Porcelain, Hard Paste	Painted, Overglaze		Green	Indeterminate						Indeterminate painted green pattern on a porcelain fragment.		Azizi et al 1996
138.40			9		13	1		1	1	H	Household	Ceramic	Porcelain	Hollowware		Base/Body Sherd		Porcelain, Hard Paste	Indeterminate									base/body sherd of a hollowware porcelain vessel. The sherd is undecorated.		Miller et al 2000:12
138.4			9		13	1		1	2	H	Household	Glass	Non-Lead Glass	Container Glass	Colorless	Body Sherd	Indeterminate											Thick colorless non-leas glass.		
138.41			9		13	1		1	1	H	Household	Ceramic	Refined Earthenware	Hollowware		Fragment		Creamware	Indeterminate	Interior Spalled								Indeterminately decorated creamware sherd. Interior of the sherd is spalled.	1762-1820	Miller et al 2000:12
138.42			9		13	1		1	1	H	Household	Ceramic	Refined Earthenware	Flatware		Body Sherd		Creamware	Indeterminate									Indeterminately decorated creamware sherd.	1762-1820	Miller et al 2000:12, Miller 1993
138.43			9		13	1		1	4	H	Household	Ceramic	Refined Earthenware	Indeterminate		Body Sherd		Pearlware	Indeterminate	Exterior Spalled								Indeterminately decorated pearlware sherds. Exterior of the sherds are spalled.	1775-1840	Azizi et al 1996
138.44			9		13	1		1	3	H	Household	Ceramic	Refined Earthenware	Indeterminate		Body Sherd		Pearlware	Indeterminate									Indeterminately decorated pearlware sherds.	1775-1840	Azizi et al 1996, Miller et al 2000:13
138.45			9		13	1		1	1	H	Household	Ceramic	Refined Earthenware	Indeterminate		Body Sherd		Pearlware	Indeterminate	Interior Spalled								Indeterminately decorated pearlware sherd. Interior spalled.	1775-1840	Azizi et al 1996
138.46			9		13	1		1	1	H	Household	Ceramic	Refined Earthenware	Flatware		Base Sherd		Pearlware	Indeterminate									pearlware base sherd that is undecorated.	1775-1840	Azizi et al 1996
138.47			9		13	1		1	1	H	Household	Ceramic	Refined Earthenware	Flatware		Base Sherd		Pearlware	Indeterminate									Round tooled undercut foot of an undecorated pearlware sherd. One ridge line on one side of the foot and three lines on the other side. Possibly due to the manufacturing technique of the foot.	1775-1840	Azizi et al 1996, Miller et al 2000:13
138.48			9		13	1		1	1	H	Household	Ceramic	Refined Earthenware	Indeterminate		Rim Sherd		Pearlware	Molded Pattern			Paneled						Arched paneled rim.	1775-1840	Azizi et al 1996
138.49			9		13	1		1	1	H	Household	Ceramic	Refined Earthenware	Indeterminate		Rim Sherd		Pearlware	Molded Pattern			Paneled						Arched paneled rim.	1775-1840	Azizi et al 1996
138.5			9		13	1		1	1	H	Household	Glass	Non-Lead Glass	Bottle, Beer/Soda	Colorless	Body Sherd	Mold Blown, Indeterminate		Embossed			Lettering						Colorless bottle embossed with, "…TLE". It has a molded decoration above the embossing that looks similar to the molded design from FS# 138.6.		
138.51			9		13	1		1	1	H	Household	Ceramic	Refined Earthenware	Indeterminate		Body Sherd		Pearlware	Indeterminate		Blue	Indeterminate						Pearlware sherd with blue paint or print on the interior. Exterior is spalled.	1775-1840	Azizi et al 1996
138.52			9		13	1		1	1	H	Household	Ceramic	Refined Earthenware	Indeterminate		Rim Sherd		Pearlware	Painted		Blue	Banded						Thin blue band around the rim. There is a start of another thin curved blue paint line from the blue band, but the sherd is too small to tell what the motif will be.	1775-1830	Miller et al 2000:12, www.jefpat.org
138.53			9		13	1		1	10	H	Architectural	Other	Composite	Mortar	White	Fragment												Fragments of mortar.		www.jefpat.org
138.54			9		13	1		1	1	H	Household	Ceramic	Coarse Earthenware	Hollowware		Body Sherd		Redware	Lead Glazed	Single Glazed	Brown & Green							Redware sherd with brown glaze and a stripe of green glaze separated by a white line on the interior. Undecorated on the exterior.		Azizi et al 1996
138.55			9		13	1		1	1	H	Household	Ceramic	Coarse Earthenware	Hollowware		Rim Sherd		Redware	Undecorated									Undecorated German style rim.		
138.56			9		13	1		1	1	H	Household	Ceramic	Coarse Earthenware	Hollowware		Body Sherd		Redware	Lead Glazed	Single Glazed	Brown, Light							Light brown glaze on the interior of a redware sherd. Exterior is unglazed.		Azizi et al 1996
138.56			9		13	1		1	1	H	Household	Ceramic	Coarse Earthenware	Hollowware		Body Sherd		Redware	Lead Glazed	Single Glazed	Brown, Light							Light brown glaze on the interior of a redware sherd. Exterior is unglazed.		

FS	SB	Fea	TU	STP	Cxt	Strat	Hzn	AU	Count	H/P	Group	Class	Material	Object	Object Color	Part	Manufacture Technique	Ware	1st Decoration	2nd Decoration	Decoration Color	Pattern/Motif	Makers Mark	Mends	Vessel #	Common Name (Species)	Typology	Comments	Dates	Reference
138.57			9		13	1		1	1	H	Household	Ceramic	Coarse Earthenware	Hollowware		Body Sherd		Redware	Lead Glazed	Double Glazed	Brown, Light							Light brown glaze on both sides of the redware sherd		
138.58			9		13	1		1	2	H	Household	Ceramic	Coarse Earthenware	Hollowware		Body Sherd		Redware	Lead Glazed	Single Glazed	Brown, Light							Light brown glaze on the interior of the sherds with dark brown speckled glaze. Exterior is undecorated.		
138.59			9		13	1		1	1	H	Household	Ceramic	Coarse Earthenware	Hollowware		Body Sherd		Redware	Lead Glazed	Single Glazed	Brown, Light							Light brown glaze on the interior of the sherd with dark brown speckled glaze. Possible that the exterior had glaze, or it just has glaze shmear on it.		Azizi et al 1996
138.6			9		13	1		1	2	H	Household	Glass	Non-Lead Glass	Bottle, Beer/Soda	Colorless	Body Sherd	Mold Blown, Indeterminate		Molded Pattern			Paneled		Mends w/ self.				Colorless bottle pillar design. Might go with FS# 138.5.		
138.60			9		13	1		1	1	H	Household	Ceramic	Coarse Earthenware	Hollowware		Rim Sherd		Redware	Lead Glazed	Single Glazed	Brown, Light							Light brown glaze on the interior of the small rim sherd with dark brown speckled glaze.		
138.61			9		13	1		1	1	H	Household	Ceramic	Coarse Earthenware	Hollowware		Body Sherd		Redware	Lead Glazed	Single Glazed	Brown							Brown glaze on the interior of the sherd with a metallic sheen. Exterior is undecorated.		Azizi et al 1996
138.62			9		13	1		1	1	H	Household	Ceramic	Coarse Earthenware	Hollowware		Body Sherd		Redware	Lead Glazed	Single Glazed	Brown							Brown glaze on the interior of the sherd. Exterior is undecorated and burned.		
138.63			9		13	1		1	4	H	Household	Ceramic	Coarse Earthenware	Hollowware		Body Sherd		Redware	Lead Glazed	Single Glazed	Brown, Dark							Dark brown glaze on the interior of the sherd with darker brown flecking. Exterior is undecorated. Pieces do not mend.		Azizi et al 1996
138.64			9		13	1		1	1	H	Household	Ceramic	Coarse Earthenware	Hollowware		Body Sherd		Redware	Lead Glazed	Exterior Spalled	Brown, Dark							Dark brown glaze on the interior of the sherd with darker brown flecking. Exterior is spalled.		Miller et al 2000:12
138.65			9		13	1		1	1	H	Household	Ceramic	Coarse Earthenware	Hollowware		Rim Sherd		Redware	Lead Glazed	Exterior Spalled	Brown, Dark							Dark brown glaze on the interior of the rim sherd with large black flecking. Exterior is spalled.		
138.66			9		13	1		1	1	H	Household	Ceramic	Coarse Earthenware	Hollowware		Body Sherd		Redware	Lead Glazed	Single Glazed	Black							Black glaze on the interior of the sherd. Exterior is undecorated.		
138.67			9		13	1		1	1	H	Household	Ceramic	Coarse Earthenware	Hollowware		Base Sherd		Redware	Lead Glazed	Single Glazed	Black							Black glaze on the interior of the base sherd. Exterior is undecorated.		
138.68			9		13	1		1	1	P	Debitage	Lithic	Quartz	Flake Fragment	White	Medial														Azizi et al 1996
138.7			9		13	1		1	1	H	Household	Glass	Non-Lead Glass	Bottle, Beer/Soda	Colorless	Body Sherd	Mold Blown, Indeterminate		Embossed			Lettering						Thick colorless glass embossed w/ "...STE...".		www.jefpat.org
138.8			9		13	1		1	2	H	Household	Glass	Non-Lead Glass	Container Glass	Colorless	Body Sherd	Pressed		Molded Pattern			Paneled						Pressed panels on thick colorless glass. Do not directly mend.		
138.9			9		13	1		1	1	H	Household	Glass	Non-Lead Glass	Container Glass	Colorless	Body Sherd	Pressed		Embossed			Lettering						Thick colorless glass fragment. Underneath a ridge it is embossed w/ "Tras...".		Azizi et al 1996
139.10			9		14	2		1	1	H	Household	Glass	Milk Glass	Indeterminate	White	Body Sherd	Indeterminate											Probably a pressed lid liner.		Azizi et al 1996
139.1			9		14	2		1	35	H	Architectural	Glass	Common Glass	Window Glass	Aqua	Fragment														www.jefpat.org
139.11			9		14	2		1	1	H	Household	Glass	Common Glass	Indeterminate	Aqua	Body Sherd	Indeterminate													Miller et al 2000:12
139.12			9		14	2		1	1	H	Household	Glass	Common Glass	Container Glass	Aqua	Body Sherd	Mold Blown, Indeterminate		Embossed			Lettering						Embossed lettering on exterior, "..R..".		
139.13			9		14	2		1	1	H	Household	Glass	Non-Lead Glass	Indeterminate	Colorless	Body Sherd	Indeterminate													Miller et al 2000:12
139.14			9		14	2		1	4	H	Household	Glass	Non-Lead Glass	Container Glass	Colorless	Body Sherd	Mold Blown, Indeterminate		Molded Pattern			Indeterminate								Miller et al 2000:12
139.15			9		14	2		1	1	H	Household	Glass	Non-Lead Glass	Indeterminate	Colorless	Rim Sherd	Indeterminate													Azizi et al 1996
139.16			9		14	2		1	1	H	Household	Glass	Lead	Indeterminate	Colorless	Body Sherd	Indeterminate													Azizi et al 1996
139.17			9		14	2		1	1	H	Household	Glass	Lead	Container Glass	Colorless	Body Sherd	Mold Blown, Indeterminate		Molded Pattern			Paneled						Probably a tumbler. Arched panels on exterior.		Miller et al 2000:12
139.18			9		14	2		1	3	H	Household	Ceramic	Coarse Earthenware	Hollowware		Body Sherd		Redware	Lead Glazed	Single Glazed	Brown							Two sherds mend. Two vessels represented. Incised line on exterior.		Azizi et al 1996
139.19			9		14	2		1	3	H	Household	Ceramic	Coarse Earthenware	Indeterminate		Body Sherd		Redware	Lead Glazed	Single Glazed	Brown, Dark							Multiple vessels represented.		Miller et al 2000:12
139.2			9		14	2		1	4	H	Architectural	Other	Composite	Mortar	White	Fragment														Miller et al 2000:12
139.20			9		14	2		1	1	H	Household	Ceramic	Coarse Earthenware	Indeterminate		Body Sherd		Redware	Lead Glazed	Single Glazed	Brown, Light									Miller et al 2000:12
139.21			9		14	2		1	1	H	Household	Ceramic	Coarse Earthenware	Indeterminate		Body Sherd		Redware	Indeterminate	Interior Spalled										Azizi et al 1996
139.22			9		14	2		1	1	H	Household	Ceramic	Coarse Earthenware	Indeterminate		Body Sherd		Redware	Indeterminate								Interior has no glaze.		
139.23			9		14	2		1	1	H	Household	Ceramic	Coarse Earthenware	Hollowware		Body/Rim Sherd		Redware	Slip Decorated	Single Glazed	Brown, Dark		Trailed Slip					Could be a pan or bowl. Yellow spalled trailed slip on rim followed by a wavy dark brown trailed slip line. Use wear on rim.		Azizi et al 1996
139.24			9		14	2		1	1	H	Household	Ceramic	Refined Earthenware	Hollowware		Body Sherd		Red Bodied	Molded Pattern	Double Glazed	Brown		Indeterminate					Molded curved w/ horizontal running lines.		
139.25			9		14	2		1	1	H	Household	Ceramic	Refined Earthenware	Indeterminate		Rim Sherd		Whiteware	Indeterminate									Probably a hollowware.	1815-	Azizi et al 1996
139.26			9		14	2		1	1	H	Household	Ceramic	Refined Earthenware	Indeterminate		Base Sherd		Whiteware	Indeterminate					999				Partial makers mark on exterior printed in black, "..ND"	1815-	Azizi et al 1996
139.27			9		14	2		1	1	H	Household	Ceramic	Refined Earthenware	Indeterminate		Body Sherd		Pearlware	Indeterminate										1775-1840	Azizi et al 1996
139.28			9		14	2		1	1	H	Household	Ceramic	Refined Earthenware	Tableware, General		Base/Body Sherd		Pearlware	Indeterminate									Probably a plate.	1775-1840	Azizi et al 1996
139.29			9		14	2		1	2	H	Household	Ceramic	Refined Earthenware	Hollowware		Body Sherd		Pearlware	Painted		Blue		Indeterminate					Two vessels represented. Painted blue decoration on exterior.	1775-1830	Miller et al 2000:12
139.3			9		14	2		1	9	H	Architectural	Metal	Iron	Nail		Complete	Wire												1885-	Wells 2000:326-327, Azizi et al 1996
139.30			9		14	2		1	1	H	Household	Ceramic	Refined Earthenware	Indeterminate		Body Sherd		Pearlware	Painted		Earth Tone Colors		Floral					Painted floral decoration on interior. Brown/yellow flowers with black stems & green leaves.	1795-1830	Miller et al 2000:12, Azizi et al 1996
139.31			9		14	2		1	1	H	Household	Ceramic	Refined Earthenware	Indeterminate		Body/Rim Sherd		Creamware	Painted		Red		Lined					Red painted intertwining lines on interior near rim. Could be a saucer.	1762-1820	Miller et al 2000:12, Azizi et al 1996
139.32			9		14	2		1	1	H	Household	Ceramic	Porcelain	Indeterminate		Body Sherd		Porcelain, Indeterminate	Indeterminate											
139.33			9		14	2		1	1	H	Household	Ceramic	Porcelain	Hollowware		Body Sherd		Porcelain, Hard Paste	Indeterminate									Curved body sherd. Possible doll part		
139.34			9		14	2		1	1	H	Toy/Recreation	Ceramic	Porcelain	Hollowware		Body Sherd		Porcelain, Hard Paste	Indeterminate									Possibly a porcelain toy tea pot.		
139.35			9		14	2		1	1	H	Household	Ceramic	Porcelain	Indeterminate		Body Sherd		Porcelain, Japanese	Indeterminate									Japanese porcelain base sherd. Probably a hollowware. Black painted lettering on base, "MADE../JAPA..".		
139.4			9		14	2		1	1	H	Architectural	Metal	Iron	Nail		Fragment	Wire												1885-	Wells 2000:326-327

FS	SB	Fea	TU	STP	Cxt	Strat	Hzn	AU	Count	H/P	Group	Class	Material	Object	Object Color	Part	Manufacture Technique	Ware	1st Decoration	2nd Decoration	Decoration Color	Pattern/Motif	Makers Mark	Mends	Vessel #	Common Name (Species)	Typology	Comments	Dates	Reference
139.5			9		14	2		1	2	H	Architectural	Metal	Iron	Nail		Complete	Cut												1830-1890	Wells 2000:324-326
139.6			9		14	2		1	4	H	Architectural	Metal	Iron	Nail		Fragment	Indeterminate													
139.7			9		14	2		1	1	H	Household	Fauna	Bone	Utensil		Handle											Bone handle fragment. Iron pin present.		Azizi et al 1996
139.8			9		14	2		1	3	O	Indeterminate	Fauna	Bone	Bone		Fragment									Indeterminate				Snyder 1992
139.9			9		14	2		1	3	O	Indeterminate	Fauna	Bone	Bone		Fragment									Unidentified Mammal				
140.1			9		16	3		2	1	H	Architectural	Metal	Iron	Nail		Fragment	Cut											1810-	Wells 2000:324-326
140.2			9		16	3		2	1	H	Household	Glass	Milk Glass	Lid Liner	White, Opaque	Fragment	Pressed											1869-	Miller et al 2000:8, Miller et al 2000:13
140.3			9		16	3		2	3	H	Household	Ceramic	Coarse Earthenware	Indeterminate		Body Sherd		Redware	Lead Glazed	Single Glazed	Brown, Light						Could be from the same vessel.		
140.4			9		16	3		2	1	H	Household	Ceramic	Coarse Earthenware	Indeterminate		Body Sherd		Redware	Lead Glazed	Single Glazed	Brown								Azizi et al 1996
140.5			9		16	3		2	2	H	Household	Ceramic	Refined Earthenware	Hollowware		Body Sherd		Red Bodied	Lead Glazed	Double Glazed	Brown, Dark						Sherds don't mend but are from the same vessel.		
140.6			9		16	3		2	1	H	Household	Ceramic	Refined Earthenware	Indeterminate		Body Sherd		Pearlware	Indeterminate									1775-1840	Azizi et al 1996
140.7			9		16	3		2	1	H	Household	Ceramic	Refined Earthenware	Indeterminate		Body Sherd		Pearlware	Painted		Earth Tone Colors	Indeterminate					Painted decoration present has brown & yellow pattern. Probably floral.	1795-1830	Miller et al 2000:12
140.8			9		16	3		2	1	H	Household	Ceramic	Refined Earthenware	Indeterminate		Body Sherd		Creamware	Painted, Overglaze		Red	Indeterminate					Painted red decoration on interior has two lines intersecting.	1765-1815	Miller et al 2000:12, Miller et al 2000:13
140.9			9		16	3		2	4	H	Architectural	Glass	Common Glass	Window Glass	Aqua	Fragment											Flat window glass fragments.		www.jefpat.org
141.1			28		13	1		1	4	H	Architectural	Ceramic	Coarse Earthenware	Brick, Fragment	Orange														Azizi et al 1996
141.10			28		13	1		1	2	H	Household	Ceramic	Refined Earthenware	Indeterminate		Body Sherd		Whiteware	Indeterminate								sherds from multiple vessels	1815-2017	Azizi et al 1996, www.jefpat.org
141.11			28		13	1		1	1	H	Household	Ceramic	Refined Earthenware	Hollowware		Rim Sherd		Whiteware	Indeterminate									1815-2017	Azizi et al 1996, www.jefpat.org
141.12			28		13	1		1	1	H	Household	Ceramic	Refined Earthenware	Indeterminate		Body Sherd		Whiteware	Painted		Chrome Colors	Floral						1830-1880	www.jefpat.org
141.13			28		13	1		1	1	H	Household	Ceramic	Refined Earthenware	Indeterminate		Body Sherd		Whiteware	Decal Underglaze		Green, Pink	Floral						1890-2017	Miller et al 2000:13
141.14			28		13	1		1	1	H	Household	Glass	Common Glass	Container Glass	Olive	Body Sherd	Mold Blown, Indeterminate													
141.15			28		13	1		1	4	H	Architectural	Glass	Common Glass	Window Glass	Aqua	Fragment														Miller 1993
141.16			28		13	1		1	1	H	Furniture	Glass	Common Glass	Mirror Glass	Aqua	Fragment														
141.17			28		13	1		1	1	H	Household	Glass	Common Glass	Container Glass	Aqua	Body Sherd	Mold Blown, Indeterminate													Azizi et al 1996
141.18			28		13	1		1	1	H	Household	Glass	Non-Lead Glass	Container Glass	Colorless	Body Sherd	Mold Blown, Indeterminate													
141.19			28		13	1		1	1	H	Household	Glass	Lead	Tumbler	Colorless	Body Sherd	Mold Blown, Indeterminate		Molded Pattern			Fluted								Miller et al 2000:12
141.20			28		13	1		1	1	H	Household	Glass	Milk Glass	Lid Liner	White, Opaque	Rim Sherd	Pressed												1869-	Miller et al 2000:8, www.jefpat.org
141.2			28		13	1		1	1	O	Food Related	Fauna	Bone	Bone		Fragment										Unidentified Mammal		sawn or cut fragment		
141.21			28		13	1		1	1	H	Indeterminate	Synthetic	Plastic	Indeterminate	Green	Fragment													1915-	Miller et al 2000:16
141.22			28		13	1		1	1	H	Household	Synthetic	Plastic	Utensil	White	Fragment												handle fragment	1915-	Miller et al 2000:16
141.23			28		13	1		1	1	H	Arms	Metal	Metal & Other	Cartridge Case		Complete												9mm with plastic insert. Practice paint "Simuniton" round. Http://firearmshistory.blogspot.com/2013/05/what-is-simunition.html	1980-	See Comments, Miller et al 2000:13
141.24			28		13	1		1	1	H	Activities	Flora	Fabric	Twine		Fragment												twisted threads		www.jefpat.org
141.25			28		13	1		1	2	H	Architectural	Metal	Iron	Nail		Fragment	Cut											rusted shaft fragments	1790-	Wells 2000:323-325
141.26			28		13	1		1	4	H	Architectural	Metal	Iron	Nail		Complete	Cut											rusted, machine headed	1830-1890	Wells 2000:324-326, Denker & Denker 1985:54-68
141.27			28		13	1		1	1	H	Personal	Metal	Iron	Clothes Pin		Spring	Indeterminate											spring from a wooden clothes pin	1887-	Miller et al 2000:16
141.3			28		13	1		1	2	O	Indeterminate	Fauna	Bone	Bone		Fragment										Unidentified Mammal		fragments with no butcher marks		
141.4			28		13	1		1	1	O	Food Related	Fauna	Shell	Shell Fragment												Indeterminate		small fragment		
141.5			28		13	1		1	4	H	Household	Ceramic	Coarse Earthenware	Indeterminate		Body Sherd		Redware	Interior Spalled											
141.6			28		13	1		1	1	H	Household	Ceramic	Coarse Earthenware	Hollowware		Rim Sherd		Redware	Lead Glazed	Double Glazed	Brown									
141.7			28		13	1		1	8	H	Household	Ceramic	Coarse Earthenware	Indeterminate		Body Sherd		Redware	Lead Glazed	Single Glazed	Brown						sherds from multiple vessels		
141.8			28		13	1		1	5	H	Household	Ceramic	Coarse Earthenware	Indeterminate		Body Sherd		Redware	Slip Decorated	Single Glazed	Yellow	Trailed Slip					sherds from multiple vessels	-1870	
141.9			28		13	1		1	1	H	Household	Ceramic	Refined Earthenware	Indeterminate		Body Sherd		Pearlware	Indeterminate		Blue						most of the glaze is missing, indeterminate blue decoration	1775-1840	Azizi et al 1996
142.1			26		13	1		1	2	H	Architectural	Ceramic	Coarse Earthenware	Brick, Fragment	Orange														www.jefpat.org
142.10			26		13	1		1	1	H	Household	Ceramic	Coarse Earthenware	Hollowware		Rim Sherd		Redware	Lead Glazed		Brown						a few small spots of glaze		
142.11			26		13	1		1	1	H	Household	Ceramic	Refined Earthenware	Indeterminate		Body Sherd		Whiteware	Indeterminate									1815-2017	Azizi et al 1996
142.12			26		13	1		1	1	H	Personal	Metal	Iron	Clothes Pin		Spring	Indeterminate										metal spring from a clothes pin	1887-	Miller et al 2000:16
142.13			26		13	1		1	1	H	Personal	Ceramic	Porcelain	Button	White	Complete	Pressed	Porcelain, Hard Paste									four-hole tire Prosser type button.	1840-1960	Sprague 2002:111
142.14			26		13	1		1	1	H	Personal	Metal	Copper Alloy	Button		Almost Complete	Indeterminate		Stamped								marked "PLATED" and floral design around the edge		
142.15			26		13	1		1	1	H	Indeterminate	Metal	Iron	Indeterminate		Almost Complete											flat metal bar with drilled hole on each end		
142.2			26		13	1		1	1	H	Architectural	Other	Composite	Mortar	Gray	Fragment													
142.3			26		13	1		1	1	O	Indeterminate	Fauna	Bone	Tooth		Fragment									Unidentified Mammal		fragment of a long curved tooth		
142.4			26		13	1		1	1	H	Architectural	Glass	Common Glass	Window Glass	Aqua	Fragment														
142.5			26		13	1		1	1	H	Household	Glass	Common Glass	Container Glass	Aqua	Body Sherd	Mold Blown, Indeterminate													
142.6			26		13	1		1	2	H	Household	Ceramic	Coarse Earthenware	Indeterminate		Body Sherd		Redware	Lead Glazed	Single Glazed	Brown						sherds from multiple vessels		
142.7			26		13	1		1	1	H	Household	Ceramic	Coarse Earthenware	Indeterminate		Body Sherd		Redware	Lead Glazed	Exterior Spalled	Brown									
142.8			26		13	1		1	1	H	Household	Ceramic	Coarse Earthenware	Indeterminate		Body Sherd		Redware	Slip Decorated	Single Glazed	Yellow	Trailed Slip								
142.9			26		13	1		1	1	H	Household	Ceramic	Coarse Earthenware	Indeterminate		Body Sherd		Redware	Slip Decorated	Single Glazed	Green	Trailed Slip					pale green waves, Moravian Style		

FS	SB	Fea	TU	STP	Cxt	Strat	Hzn	AU	Count	H/P	Group	Class	Material	Object	Object Color	Part	Manufacture Technique	Ware	1st Decoration	2nd Decoration	Decoration Color	Pattern/Motif	Makers Mark	Mends	Vessel #	Common Name (Species)	Typology	Comments	Dates	Reference
143.1			26		14	2		1	2	H	Architectural	Glass	Common Glass	Window Glass	Aqua	Fragment												Small fragment		
143.10			26		14	2		1	1	H	Personal	Metal	Copper Alloy	Thimble		Body Sherd	Indeterminate											Slightly corroded unrolled thimble without its top. Small possibility it's a different object.		
143.11			26		14	2		1	1	H	Personal	Ceramic	Refined Earthenware	Smoking Pipe		Pipe Stem		White Ball Clay										Small part of a pipe stem broken off on both sides		
143.12			26		14	2		1	2	H	Indeterminate	Synthetic	Plastic	Indeterminate	Yellow	Fragment												Two mostly flat sherds with ends curled inward. Probably part of the same object. Not enough to identify object.	1915-	Miller et al 2000:16
143.13			26		14	2		1	1	H	Architectural	Other	Composite	Plaster		Fragment												Small fragment		
143.14			26		14	2		1	1	H	Indeterminate	Metal	Aluminum	Indeterminate	Gray	Fragment	Indeterminate											Flat but curled and twisted fragment, a quarter folded in half. Not enough to determine object.		
143.15			26		14	2		1	1	O	Indeterminate	Fauna	Bone	Bone		Fragment										Unidentified Mammal		Small fragment. Maybe a rib.		
143.16			26		14	2		1	4	H	Architectural	Metal	Iron	Nail		Almost Complete	Indeterminate											Mostly complete. Might be cut nails but too rusted/corroded to properly date.		
143.2			26		14	2		1	1	H	Household	Glass	Common Glass	Container Glass	Olive	Body Sherd	Indeterminate											Heavily patinated thick curved sherd.		
143.3			26		14	2		1	3	H	Household	Ceramic	Coarse Earthenware	Hollowware		Body Sherd		Redware	Lead Glazed	Single Glazed	Brown/Red							Small sherds decorated on the interior. Varying thicknesses. Multiple vessels represented.		
143.4			26		14	2		1	4	H	Household	Ceramic	Coarse Earthenware	Hollowware		Body Sherd		Redware	Lead Glazed	Single Glazed	Brown							Small sherds decorated on the interior. Varying thicknesses. Multiple vessels represented.		
143.5			26		14	2		1	1	H	Household	Ceramic	Coarse Earthenware	Hollowware		Base Sherd		Redware	Interior Spalled									Tiny sherd with no glaze on the exterior.		
143.6			26		14	2		1	1	H	Household	Ceramic	Coarse Earthenware	Hollowware		Body Sherd		Redware	Lead Glazed	Double Glazed	Brown							Tiny sherd. Might have dark patches in glaze, but too tiny to confirm.		Azizi et al 1996
143.7			26		14	2		1	1	H	Household	Ceramic	Refined Earthenware	Hollowware		Body Sherd		Pearlware	Indeterminate									Tiny sherd. No visible decorations	1775-1840	Azizi et al 1996, Miller et al 2000:13
143.8			26		14	2		1	1	H	Household	Ceramic	Refined Earthenware	Hollowware		Body Sherd		Whiteware	Indeterminate									Tiny sherd. No visible decorations	1815-	Azizi et al 1996, Miller et al 2000:12
143.9			26		14	2		1	1	H	Household	Ceramic	Refined Earthenware	Hollowware		Body/Rim Sherd		Whiteware	Indeterminate									Tiny sherd. No visible decorations	1815-	Azizi et al 1996
144.10			21		13	1		1	1	H	Household	Ceramic	Coarse Earthenware	Indeterminate		Body Sherd		Redware	Lead Glazed	Double Glazed	Brown									Miller 1993
144.1			21		13	1		1	2	H	Architectural	Ceramic	Coarse Earthenware	Brick, Fragment	Red															
144.11			21		13	1		1	5	H	Household	Ceramic	Coarse Earthenware	Indeterminate		Body Sherd		Redware	Lead Glazed	Single Glazed	Brown, Dark							Multiple vessels represented.		Azizi et al 1996
144.12			21		13	1		1	1	H	Household	Ceramic	Coarse Earthenware	Indeterminate		Body Sherd		Redware	Indeterminate	Interior Spalled										Miller et al 2000:12
144.13			21		13	1		1	1	H	Household	Ceramic	Coarse Earthenware	Hollowware		Rim Sherd		Redware	Lead Glazed	Single Glazed	Brown, Dark							German style rim. Could be a pan, bowl or jar. Dark brown glaze on interior.		
144.14			21		13	1		1	2	H	Household	Ceramic	Refined Earthenware	Indeterminate		Body Sherd		Pearlware	Indeterminate	Exterior Spalled								Exterior spalled. Sherds mend.	1775-1840	Azizi et al 1996
144.15			21		13	1		1	1	H	Household	Ceramic	Refined Earthenware	Indeterminate		Body Sherd		Whiteware	Indeterminate										1815-	Azizi et al 1996
144.2			21		13	1		1	2	H	Architectural	Glass	Common Glass	Window Glass	Aqua	Fragment														Wells 2000:324-326
144.3			21		13	1		1	4	H	Architectural	Metal	Iron	Nail		Fragment	Cut												1830-1890	Wells 2000:324-326
144.4			21		13	1		1	1	O	Indeterminate	Fauna	Bone	Bone		Fragment										Indeterminate				
144.5			21		13	1		1	1	H	Household	Glass	Milk Glass	Lid Liner	White, Opaque	Fragment	Pressed													1869-	Miller et al 2000:8
144.6			21		13	1		1	2	H	Household	Glass	Common Glass	Indeterminate	Aqua	Body Sherd	Indeterminate											Two vessels represented.		
144.7			21		13	1		1	1	H	Household	Glass	Non-Lead Glass	Indeterminate	Colorless	Body Sherd	Indeterminate													
144.8			21		13	1		1	2	H	Household	Ceramic	Coarse Earthenware	Indeterminate		Body Sherd		Redware	Lead Glazed	Single Glazed	Brown, Light									
144.9			21		13	1		1	2	H	Household	Ceramic	Coarse Earthenware	Indeterminate		Body Sherd		Redware	Lead Glazed	Single Glazed	Brown									
145.10			21		14	2		1	1	H	Household	Ceramic	Coarse Earthenware	Indeterminate		Body Sherd		Redware	Lead Glazed	Single Glazed	Brown									Sprague 2002:115
145.1			21		14	2		1	3	O	Indeterminate	Fauna	Bone	Bone		Fragment										Unidentified Mammal		various fragments, no butcher marks		
145.11			21		14	2		1	1	H	Household	Ceramic	Coarse Earthenware	Indeterminate		Body Sherd		Redware	Lead Glazed	Single Glazed	Brown, Light									
145.12			21		14	2		1	1	H	Household	Ceramic	Coarse Earthenware	Indeterminate		Body Sherd		Redware	Interior Spalled											
145.13			21		14	2		1	2	H	Household	Glass	Non-Lead Glass	Container Glass	Colorless	Body Sherd	Mold Blown, Indeterminate		Molded Pattern			Geometric Pattern		self			thin sherds with a diamond pattern, sherds mend		
145.14			21		14	2		1	7	H	Architectural	Glass	Common Glass	Window Glass	Aqua	Fragment														
145.15			21		14	2		1	2	H	Household	Glass	Non-Lead Glass	Tableware, General	Colorless	Body/Rim Sherd	Mold Blown, Indeterminate		Etched			Indeterminate							
145.16			21		14	2		1	9	H	Architectural	Metal	Iron	Nail		Complete	Cut											machine head, rusted	1810-1890	Wells 2000:324-326
145.17			21		14	2		1	1	H	Architectural	Metal	Iron	Nail		Complete	Wire											rusted	1885-	Wells 2000:326-327
145.2			21		14	2		1	1	H	Architectural	Other	Composite	Mortar	Gray	Fragment														
145.3			21		14	2		1	1	H	Indeterminate	Synthetic	Plastic	Indeterminate	Orange	Fragment												small plastic fragment	1915-	Miller et al 2000:16, Azizi et al 1996
145.4			21		14	2		1	1	H	Household	Ceramic	Refined Earthenware	Indeterminate		Body Sherd		Creamware	Indeterminate	Exterior Spalled									1762-1820	Miller et al 2000:12
145.5			21		14	2		1	1	H	Household	Ceramic	Refined Earthenware	Indeterminate		Rim Sherd		Creamware	Indeterminate										1762-1820	Miller et al 2000:12
145.6			21		14	2		1	1	H	Household	Ceramic	Refined Earthenware	Indeterminate		Rim Sherd		Creamware	Painted, Overglaze		Red	Indeterminate						small rim sherd with painted red line around interior rim edge	1765-1815	Miller et al 2000:12
145.7			21		14	2		1	1	H	Household	Ceramic	Refined Earthenware	Indeterminate		Body Sherd		Whiteware	Indeterminate	Interior Spalled									1815-2017	Azizi et al 1996
145.8			21		14	2		1	1	H	Household	Ceramic	Refined Earthenware	Indeterminate		Body Sherd		Pearlware/Whiteware	Printed	Exterior Spalled	Blue	Indeterminate						small sherd with one intact printed surface	1803-1880	www.jefpat.org
145.9			21		14	2		1	1	H	Household	Ceramic	Coarse Earthenware	Hollowware		Rim Sherd		Redware	Lead Glazed	Double Glazed	Brown							thin sherd		
146.1			15		13	1		1	2	H	Architectural	Glass	Common Glass	Window Glass	Aqua	Fragment												Small fragments		
146.10			15		13	1		1	1	U	Cracked Rock	Lithic	Chert	FCR	Red and White	Fragment												Small piece of reddened cracked rock. Probably from a historic fire based on the lack of prehistoric material in area.		
146.11			15		13	1		1	1	O	Indeterminate	Fauna	Leather	Indeterminate	Brown, Dark	Fragment												Flat thin strap like object, cracked/worn fragment. Not enough to determine object.		
146.12			15		13	1		1	1	H	Hardware	Metal	Iron	Door Knob		Complete	Indeterminate											Long tapered flat piece of metal with a circle with a hole in it on the skinnier end of the taper. In the middle of the flat piece is a small knob. Probably a door knob or some other kind of closest or drawer pull.		
146.13			15		13	1		1	5	H	Indeterminate	Metal	Iron	Indeterminate		Fragment	Indeterminate											Flat rusted fragments. Possibly to the same object, not enough to determine.		
146.14			15		13	1		1	1	H	Indeterminate	Metal	Iron	Indeterminate		Fragment	Indeterminate											Tiny curved rusted fragment.		
146.15			15		13	1		1	3	O	Indeterminate	Fauna	Bone	Bone		Fragment										Unidentified Mammal		Small fragments		
146.16			15		13	1		1	2	O	Indeterminate	Fauna	Bone	Bone		Complete										Unidentified Mammal		One small rib. The other is a larger joint or finger/foot bone.		

FS	SB	Fea	TU	STP	Cxt	Strat	Hzn	AU	Count	H/P	Group	Class	Material	Object	Object Color	Part	Manufacture Technique	Ware	1st Decoration	2nd Decoration	Decoration Color	Pattern/Motif	Makers Mark	Mends	Vessel #	Common Name (Species)	Typology	Comments	Dates	Reference
146.17			15		13	1		1	2	H	Architectural	Metal	Iron	Nail		Complete	Cut											Appear to be a form of cut nail too rusted to determine what type of cut. Broadest date given.	1790-	Wells 2000:323-325
146.18			15		13	1		1	3	H	Architectural	Metal	Iron	Nail		Complete	Square											Fairly rusted.		Denker & Denker 1985:54-68
146.19			15		13	1		1	1	H	Architectural	Metal	Iron	Nail		Complete	Wire											Small nail with wide head. Broadest date given.	1875-	Wells 2000:326
146.2			15		13	1		1	1	H	Household	Glass	Common Glass	Bottle	Green, Emerald	Finish	Mold Blown, Machine											Part of a crown top. Most likely a soda or beer bottle. Very possibly a 7-UP bottle, but cannot confirm.	1910-	www.sha.org/bottle/, Denker & Denker 1985:54-68
146.3			15		13	1		1	1	H	Household	Ceramic	Coarse Earthenware	Hollowware		Base Sherd		Redware	Lead Glazed	Single Glazed	Brown							Tiny sherd glazed on the interior.		
146.4			15		13	1		1	1	H	Household	Ceramic	Coarse Earthenware	Hollowware		Body Sherd		Redware	Lead Glazed	Double Glazed	Brown							Tiny thin sherd.		
146.5			15		13	1		1	1	H	Household	Ceramic	Coarse Earthenware	Hollowware		Body Sherd		Redware	Unglazed									Small thick sherd.		
146.6			15		13	1		1	1	H	Household	Ceramic	Refined Earthenware	Tableware, General		Body/Rim Sherd		Pearlware	Molded Pattern	Painted	Blue	Shell Edge, Indeterminate						Tiny sherd whose interior is almost completely spalled. Sherd darkened due to burning or charring	1775-1840	Azizi et al 1996
146.7			15		13	1		1	4	H	Architectural	Ceramic	Coarse Earthenware	Brick, Fragment	Red	Fragment												Various sized fragments		Denker & Denker 1985:54-68
146.8			15		13	1		1	1	H	Toy/Recreation	Synthetic	Plastic	Figurine	Purple	Complete												Molded plastic sitting rabbit figure.	1915-	Miller et al 2000:16
146.9			15		13	1		1	1	H	Personal	Ceramic	Porcelain	Button	White	Fragment	Pressed	Porcelain, Hard Paste										Half of a 4-hole saucer prosser button.	1840-1960	Sprague 2002:111
147.1			15		14	2		1	9	H	Architectural	Ceramic	Coarse Earthenware	Brick, Fragment	Orange															
147.10			15		14	2		1	2	H	Activities	Ceramic	Coarse Earthenware	Flower Pot		Body Sherd		Redware	Unglazed											
147.11			15		14	2		1	54	H	Architectural	Glass	Common Glass	Window Glass	Aqua	Fragment														
147.12			15		14	2		1	1	H	Household	Glass	Common Glass	Container Glass	Aqua	Body Sherd	Mold Blown, Indeterminate													
147.13			15		14	2		1	4	H	Household	Glass	Non-Lead Glass	Container Glass	Colorless	Body Sherd	Mold Blown, Indeterminate													
147.14			15		14	2		1	1	H	Household	Glass	Non-Lead Glass	Indeterminate	Colorless	Rim Sherd	Mold Blown, Indeterminate											round smooth rim, possible drinking glass		
147.15			15		14	2		1	1	H	Household	Glass	Non-Lead Glass	Hollowware	Colorless	Base/Body Sherd	Mold Blown, Indeterminate		Molded Pattern			Starburst						oval shaped vessel, thick base with a molded starburst pattern		
147.16			15		14	2		1	1	H	Household	Metal	Copper Alloy	Utensil		Handle												flat end with narrow shaft, corroded		
147.17			15		14	2		1	1	H	Personal	Metal	Copper Alloy	Button		Almost Complete			Stamped			Geometric Pattern						large button, slightly curved disk, geometric pattern on the face, corroded, wire attachment missing		
147.18			15		14	2		1	1	H	Indeterminate	Metal	Iron	Indeterminate		Complete												long thin square shape iron wire/rod, one end is flattened and other end forked into two prongs		
147.19			15		14	2		1	10	H	Architectural	Metal	Iron	Nail		Complete	Cut											rusted, machine headed	1830-1890	Wells 2000:324-326
147.2			15		14	2		1	2	H	Architectural	Other	Composite	Mortar	Gray	Fragment												mortar fragments with a flat white plaster surface		
147.20			15		14	2		1	1	H	Indeterminate	Metal	Iron	Indeterminate		Indeterminate	Indeterminate											thin wire fragment with a hooked end		
147.3			15		14	2		1	4	H	Architectural	Lithic	Slate	Building Material	Gray	Fragment												flat sherds		
147.4			15		14	2		1	10	O	Indeterminate	Fauna	Bone	Bone		Fragment										Unidentified Bird		no butcher marks		Miller et al 2000:12
147.5			15		14	2		1	4	O	Indeterminate	Fauna	Bone	Bone		Fragment										Unidentified Mammal		no butcher marks, small fragments		
147.6			15		14	2		1	2	O	Indeterminate	Fauna	Bone	Tooth		Fragment										Unidentified Mammal		one long curved tooth, broken in two pieces		
147.7			15		14	2		1	1	H	Household	Ceramic	Refined Earthenware	Indeterminate		Body Sherd		Whiteware	Indeterminate										1815-2017	Azizi et al 1996, Miller et al 2000:12
147.8			15		14	2		1	1	H	Household	Ceramic	Refined Earthenware	Indeterminate		Rim Sherd		Whiteware	Indeterminate										1815-2017	Azizi et al 1996
147.9			15		14	2		1	4	H	Household	Ceramic	Coarse Earthenware	Hollowware		Body Sherd		Redware	Lead Glazed	Double Glazed	Black									
148.10			31		13	1		1	1	H	Indeterminate	Metal	Iron	Indeterminate		Fragment	Indeterminate											Tiny long flat rectangular fragment. A little bent.		Miller et al 2000:12
148.1			31		13	1		1	4	H	Architectural	Glass	Common Glass	Window Glass	Aqua	Fragment												Small fragments		
148.11			31		13	1		1	1	H	Hardware	Metal	Iron	Wire		Fragment	Indeterminate											Small bent piece of metal wire		
148.12			31		13	1		1	4	H	Architectural	Metal	Iron	Nail		Fragment	Square											Nails missing their heads in various degrees of corrosion.		
148.13			31		13	1		1	1	H	Architectural	Metal	Iron	Nail		Complete	Cut, Hand Headed											Somewhat rusted	1790-1830	Wells 2000:323-325
148.14			31		13	1		1	6	H	Architectural	Metal	Iron	Nail		Complete	Cut											Nails in various to degrees of rust. Too rusted to determine exact manufacture technique. Broadest date given.	1810-	Wells 2000:324-326
148.15			31		13	1		1	1	H	Architectural	Metal	Iron	Nail		Complete	Wire											Small nail	1875-	Wells 2000:326
148.2			31		13	1		1	1	H	Household	Glass	Non-Lead Glass	Container Glass	Colorless	Body Sherd	Mold Blown, Indeterminate		Embossed			Lettering						Small curved sherd embossed with: "..JA.." Looks like there is part of a branch below the letters.		
148.3			31		13	1		1	6	H	Household	Ceramic	Coarse Earthenware	Hollowware		Body Sherd		Redware	Lead Glazed	Single Glazed	Brown							Various sized sherds glazed on the interior. Possibly multiple vessels represented.		
148.4			31		13	1		1	2	H	Household	Ceramic	Coarse Earthenware	Hollowware		Body/Rim Sherd		Redware	Lead Glazed	Single Glazed	Brown							Sherd with German style rims glazed on the interior. Possibly multiple vessels represented.		
148.5			31		13	1		1	2	H	Household	Ceramic	Refined Earthenware	Hollowware		Base Sherd		Pearlware	Indeterminate					w/self				Small mended sherds with no visible decorations.	1775-1840	Azizi et al 1996
148.6			31		13	1		1	1	H	Household	Ceramic	Refined Earthenware	Hollowware		Body Sherd		Whiteware	Printed		Blue	Indeterminate						Small sherd decorated on the interior with what looks like part of a link circle/rope pattern. Not enough to identify pattern.	1815-1915	Azizi et al 1996
148.7			31		13	1		1	1	H	Household	Ceramic	Refined Earthenware	Hollowware		Body Sherd		Unidentified Refined Earthenware	Indeterminate									Tiny sherd slightly darkened due to burning or charring. Discolored enough to make confirming ware difficult		
148.8			31		13	1		1	1	H	Personal	Ceramic	Porcelain	Button	White	Complete	Pressed	Porcelain, Hard Paste										Small 4-hole saucer prosser button. Fairly worn.	1840-1960	Sprague 2002:111
148.9			31		13	1		1	2	O	Indeterminate	Fauna	Bone	Bone		Fragment										Unidentified Mammal		Small fragments. Different bones represented.		
149.1			30		16	5		2	3	O	Indeterminate	Fauna	Bone	Bone		Fragment										Unidentified Mammal		Small fragments		Azizi et al 1996
150.1			30		41	4		3	1	P	Unmodifieds	Lithic	Limestone	Rock Fragment	Gray														
150.2			30		41	4		3	1	O	Indeterminate	Fauna	Bone	Bone		Fragment										Unidentified Bird		no butcher marks		
150.3			30		41	4		3	1	H	Household	Ceramic	Coarse Earthenware	Indeterminate		Body Sherd		Redware	Indeterminate	Double Glazed	Brown									Azizi et al 1996
150.4			30		41	4		3	1	H	Personal	Ceramic	Refined Earthenware	Smoking Pipe		Pipe Stem		White Ball Clay												
150.5			30		41	4		3	1	H	Architectural	Metal	Iron	Nail		Complete	Indeterminate										Cut	rusted, machine headed		Miller et al 2000:12
150.6			30		41	4		3	1	H	Architectural	Metal	Iron	Nail		Fragment	Indeterminate										Indeterminate			Azizi et al 1996

FS	SB	Fea	TU	STP	Cxt	Strat	Hzn	AU	Count	H/P	Group	Class	Material	Object	Object Color	Part	Manufacture Technique	Ware	1st Decoration	2nd Decoration	Decoration Color	Pattern/Motif	Makers Mark	Mends	Vessel #	Common Name (Species)	Typology	Comments	Dates	Reference
151.1			8		13	1		1	11	H	Architectural	Metal	Iron	Nail		Fragment	Indeterminate													Azizi et al 1996
151.10			8		13	1		1	1	H	Fuel	Lithic	Coal	Coal Fragment															Miller et al 2000:12
151.11			8		13	1		1	6	O	Indeterminate	Fauna	Bone	Bone		Fragment									Indeterminate				Miller et al 2000:12
151.12			8		13	1		1	2	O	Indeterminate	Fauna	Bone	Bone		Fragment									Unidentified Bird				Miller et al 2000:12
151.13			8		13	1		1	2	H	Indeterminate	Synthetic	Rubber	Indeterminate	Black	Fragment											Fragments refit.		Azizi et al 1996
151.14			8		13	1		1	1	H	Indeterminate	Synthetic	Plastic	Indeterminate	Blue, Light	Fragment												1915-	Miller et al 2000:16, Miller et al 2000:12
151.15			8		13	1		1	3	H	Indeterminate	Synthetic	Plastic	Indeterminate	Blue	Fragment												1915-	Miller et al 2000:16, www.jefpat.org
151.16			8		13	1		1	1	H	Indeterminate	Synthetic	Plastic	Indeterminate	Pink/Orange	Fragment			Molded Pattern			Indeterminate						1915-	Miller et al 2000:16, Miller et al 2000:12
151.17			8		13	1		1	1	H	Indeterminate	Metal	Iron	Indeterminate		Fragment											hollow Circular shaped iron fragment. Has a tiny hole on one side. A square whole through object. Could be a socket.		Miller et al 2000:12
151.18			8		13	1		1	2	H	Arms	Metal	Copper Alloy	Cartridge Case		Almost Complete											Two .22 caliber cartridge cases.		
151.19			8		13	1		1	2	H	Household	Glass	Milk Glass	Indeterminate	White	Body Sherd	Indeterminate											Two objects represented. One sherd is burned.		
151.20			8		13	1		1	2	H	Household	Glass	Milk Glass	Lid Liner	White, Opaque	Fragment	Pressed											Sherds probably to the same lid liner.	1869-	Miller et al 2000:8, Denker & Denker 1985:54-68
151.2			8		13	1		1	8	H	Architectural	Metal	Iron	Nail		Fragment	Cut													
151.21			8		13	1		1	6	H	Household	Glass	Common Glass	Indeterminate	Amber	Body Sherd	Indeterminate											Multiple vessels represented.		Denker & Denker 1985:54-68
151.22			8		13	1		1	1	H	Household	Glass	Common Glass	Indeterminate	Blue	Body Sherd	Mold Blown, Indeterminate													
151.23			8		13	1		1	11	H	Household	Glass	Common Glass	Indeterminate	Aqua	Body Sherd	Indeterminate											Multiple vessels represented.		
151.24			8		13	1		1	1	H	Household	Glass	Common Glass	Container Glass	Aqua	Body Sherd	Mold Blown, Indeterminate		Embossed			Lettering						Curved aqua colored glass body sherd. Embossed lettering on exterior, ".Q..".		
151.25			8		13	1		1	1	H	Household	Glass	Common Glass	Indeterminate	Aqua, Dark	Body Sherd	Indeterminate													
151.26			8		13	1		1	1	H	Household	Glass	Common Glass	Container Glass	Aqua, Light	Body Sherd	Mold Blown, Indeterminate		Molded Pattern			Indeterminate						Light aqua/green colored body sherd w/ molded decoration on exterior.		
151.27			8		13	1		1	23	H	Household	Glass	Non-Lead Glass	Indeterminate	Colorless	Body Sherd	Indeterminate											Multiple vessels represented.		
151.28			8		13	1		1	1	H	Household	Glass	Non-Lead Glass	Indeterminate	Colorless	Rim Sherd	Indeterminate													Denker & Denker 1985:54-58
151.29			8		13	1		1	5	H	Household	Glass	Non-Lead Glass	Container Glass	Colorless	Body Sherd	Mold Blown, Indeterminate		Molded Pattern			Indeterminate						Multiple vessels represented. Molded decoration present.		
151.3			8		13	1		1	12	H	Architectural	Metal	Iron	Nail		Fragment	Cut												1830-1890	Wells 2000:324-326, Miller et al 2000:13
151.30			8		13	1		1	1	H	Household	Glass	Non-Lead Glass	Container Glass	Colorless	Body/Rim Sherd	Mold Blown, Indeterminate											Cylindrical shaped container w/ ground rim. Slightly solarized/purple color.		Miller et al 2000:12
151.31			8		13	1		1	5	H	Household	Glass	Lead	Indeterminate	Colorless	Body Sherd	Indeterminate											Multiple vessels represented.		Miller et al 2000:12
151.32			8		13	1		1	2	H	Household	Glass	Lead	Container Glass	Colorless	Body Sherd	Mold Blown, Indeterminate		Molded Pattern			Indeterminate						Sherds from the same vessel. Twirled line molded decoration on exterior.		
151.33			8		13	1		1	2	H	Household	Glass	Lead	Container Glass	Colorless	Rim Sherd	Mold Blown, Indeterminate		Molded Pattern			Indeterminate						Sherds do not mend but are from the same vessel.		
151.34			8		13	1		1	5	H	Household	Ceramic	Coarse Earthenware	Indeterminate		Body Sherd		Redware	Lead Glazed	Single Glazed	Brown							Multiple vessels represented.		
151.35			8		13	1		1	15	H	Household	Ceramic	Coarse Earthenware	Indeterminate		Body Sherd		Redware	Lead Glazed	Single Glazed	Brown, Dark							Multiple vessels represented.		
151.36			8		13	1		1	4	H	Household	Ceramic	Coarse Earthenware	Indeterminate		Body Sherd		Redware	Lead Glazed	Exterior Spalled	Brown, Dark							Multiple vessels represented. Dark brown glaze on interior. Exterior spalled.		Wells 2000:319 & 321
151.37			8		13	1		1	1	H	Household	Ceramic	Coarse Earthenware	Indeterminate		Body Sherd		Redware	Both Surfaces Spalled											
151.38			8		13	1		1	1	H	Household	Ceramic	Coarse Earthenware	Hollowware		Body Sherd		Redware	Lead Glazed	Single Glazed	Brown, Dark							Incised/ tie-down line on exterior.		Wells 2000:319 & 321
151.39			8		13	1		1	1	H	Household	Ceramic	Coarse Earthenware	Hollowware		Body/Rim Sherd		Redware	Lead Glazed	Single Glazed	Brown, Dark							Body sherd w/ some of rolled rim present. Dark brown glaze on interior.		
151.4			8		13	1		1	1	H	Architectural	Metal	Iron	Spike		Complete	Cut													
151.40			8		13	1		1	2	H	Household	Ceramic	Coarse Earthenware	Hollowware		Body/Rim Sherd		Redware	Slip Decorated	Double Glazed	Tan, Green, Dark Brown	Indeterminate						Sherds mend. Interior is mostly spalled w/ a small amount of dark brown glaze. Exterior is mostly spalled. w/ tan slip & dark brown slip w/ some green highlighting.		
151.41			8		13	1		1	1	H	Household	Ceramic	Refined Earthenware	Hollowware		Body Sherd		Rockingham	Indeterminate										1830-1940	www.jefpat.org
151.42			8		13	1		1	9	H	Household	Ceramic	Refined Earthenware	Indeterminate		Body Sherd		Whiteware	Indeterminate								Multiple vessels represented.	1815-	Azizi et al 1996
151.43			8		13	1		1	11	H	Household	Ceramic	Refined Earthenware	Indeterminate		Body Sherd		Whiteware	Indeterminate	Exterior Spalled							Multiple vessels represented.	1815-	Azizi et al 1996
151.44			8		13	1		1	5	H	Household	Ceramic	Refined Earthenware	Indeterminate		Rim Sherd		Whiteware	Indeterminate								Multiple vessels represented.	1815-	Azizi et al 1996
151.45			8		13	1		1	1	H	Household	Ceramic	Refined Earthenware	Indeterminate		Rim Sherd		Whiteware	Molded Pattern			Indeterminate					Molded decoration on interior. Small rim sherd.	1815-	Azizi et al 1996
151.46			8		13	1		1	1	H	Household	Ceramic	Refined Earthenware	Hollowware		Body Sherd		Whiteware	Molded Pattern			Indeterminate					Molded decoration on exterior.	1815-	Azizi et al 1996
151.47			8		13	1		1	2	H	Household	Ceramic	Refined Earthenware	Indeterminate		Body Sherd		Whiteware	Printed		Blue	Indeterminate					Two vessels represented.	1815-1915	Azizi et al 1996, Wells 2000:324-326
151.48			8		13	1		1	1	H	Household	Ceramic	Refined Earthenware	Indeterminate		Body Sherd		Whiteware	Printed	Exterior Spalled	Black	Indeterminate						1815-1915	Azizi et al 1996
151.49			8		13	1		1	1	H	Household	Ceramic	Refined Earthenware	Indeterminate		Body Sherd		Whiteware	Printed		Pink	Indeterminate					Printed pink decoration on interior has partial floral pattern.	1829-1915	www.jefpat.org
151.50			8		13	1		1	1	H	Household	Ceramic	Refined Earthenware	Hollowware		Body/Rim Sherd		Whiteware	Sponged		Blue	Indeterminate					Interior & exterior partially spalled. Blue sponged decoration on exterior.	1820-1940	www.jefpat.org
151.5			8		13	1		1	7	H	Architectural	Metal	Iron	Nail		Complete	Wire											1885-	Wells 2000:326-327
151.51			8		13	1		1	1	H	Household	Ceramic	Refined Earthenware	Hollowware		Body Sherd		Whiteware	Dipt		Blue	Banded					Alternating bands of blue and white on exterior.	1815-1920	Azizi et al 1996

FS	SB	Fea	TU	STP	Cxt	Strat	Hzn	AU	Count	H/P	Group	Class	Material	Object	Object Color	Part	Manufacture Technique	Ware	1st Decoration	2nd Decoration	Decoration Color	Pattern/Motif	Makers Mark	Mends	Vessel #	Common Name (Species)	Typology	Comments	Dates	Reference
151.52			8		13	1		1	1	H	Household	Ceramic	Refined Earthenware	Tableware, General		Body/Rim Sherd		Whiteware	Molded Pattern	Painted	Blue	Shell Edge, Unscalloped, Impressed Repetitive						Molded blue painted pattern on interior has a shell edge impressed repetitive pattern. The repeating pattern looks like chicken feet.	1840-1870	www.jefpat.org
151.53			8		13	1		1	1	H	Household	Ceramic	Refined Earthenware	Indeterminate		Body Sherd		Whiteware	Painted		Chrome Colors	Sprig Painted, Floral						Tiny floral pattern on interior has green stems w/ blue flowers.	1835-1880	www.jefpat.org, Miller et al 2000:12
151.54			8		13	1		1	1	H	Household	Ceramic	Refined Earthenware	Flatware		Body/Rim Sherd		Whiteware	Molded Pattern	Painted	Green	Indeterminate						Molded decoration near rim on int. has repeating bead pattern followed by a faded gold gilding decoration followed by a green painted decoration.	1830-1880	www.jefpat.org
151.55			8		13	1		1	1	H	Household	Ceramic	Refined Earthenware	Indeterminate		Body Sherd		Whiteware	Flow Painted		Blue, Dark	Indeterminate						Blue Flow painted decoration on interior. Interior mostly spalled.	1835-1925	Snyder 1992, Azizi et al 1996
151.56			8		13	1		1	1	H	Household	Ceramic	Refined Earthenware	Indeterminate		Rim Sherd		Whiteware	Flow Painted		Blue, Dark	Indeterminate						Dark blue flow painted decoration on interior.	1835-1925	Snyder 1992
151.57			8		13	1		1	2	H	Household	Ceramic	Refined Earthenware	Indeterminate		Body Sherd		Pearlware	Indeterminate	Interior Spalled								Two vessels represented. Interior spalled.	1775-1840	Azizi et al 1996
151.58			8		13	1		1	1	H	Household	Ceramic	Refined Earthenware	Indeterminate		Body Sherd		Pearlware	Painted		Blue	Indeterminate						Blue painted decoration on interior. Partially spalled.	1775-1830	Miller et al 2000:12
151.59			8		13	1		1	1	H	Household	Ceramic	Refined Earthenware	Indeterminate		Body Sherd		Creamware	Indeterminate									Exterior mostly spalled.	1762-1820	Miller et al 2000:12
151.6			8		13	1		1	1	H	Architectural	Metal	Aluminum	Nail		Complete	Wire											Modern aluminum nail. No rust.	1885-	Wells 2000:326-327, Azizi et al 1996
151.60			8		13	1		1	2	H	Household	Ceramic	Porcelain	Indeterminate		Body Sherd		Bone China	Indeterminate									No visible decoration. Multiple vessels represented.	1794-	Miller et al 2000:9
151.7			8		13	1		1	2	H	Architectural	Metal	Aluminum	Spike		Almost Complete	Wire												1890-	
151.8			8		13	1		1	5	H	Architectural	Ceramic	Coarse Earthenware	Brick, Fragment	Orange														Azizi et al 1996
151.9			8		13	1		1	41	H	Architectural	Glass	Common Glass	Window Glass	Aqua	Fragment													
152.1			8		33	2			7	H	Household	Ceramic	Coarse Earthenware	Hollowware		Body Sherd		Redware	Lead Glazed	Single Glazed	Brown							Glazed on interior. Multiple vessels represented.		
152.10			8		33	2			1	H	Household	Ceramic	Coarse Earthenware	Hollowware		Body Sherd		Redware	Slip Decorated	Double Glazed	White	Over All Slip						White slip on both sides.		
152.11			8		33	2			2	H	Architectural	Ceramic	Coarse Earthenware	Brick, Fragment	Red													No measurable sides.		Miller et al 2000:13
152.12			8		33	2			2	H	Household	Ceramic	Refined Earthenware	Hollowware		Rim Sherd		White Granite	Indeterminate									No decoration visible. Multiple vessels may be represented.	1840-1930	www.jefpat.org
152.13			8		33	2			2	H	Household	Ceramic	Refined Earthenware	Hollowware		Body Sherd		White Granite	Indeterminate									No decoration visible. Multiple vessels may be represented.	1840-1930	www.jefpat.org
152.14			8		33	2			1	H	Household	Ceramic	Refined Earthenware	Hollowware		Base Sherd		White Granite	Indeterminate									No decoration visible.	1840-1930	www.jefpat.org
152.15			8		33	2			1	H	Household	Ceramic	Refined Earthenware	Hollowware		Body Sherd		Whiteware	Printed		Black	Floral						Flowers printed on interior.	1815-1915	Azizi et al 1996
152.16			8		33	2			1	H	Household	Ceramic	Refined Earthenware	Hollowware		Rim Sherd		Whiteware	Dipt		Blue	Banded						Two dipped blue bands on exterior.	1815-1920	Azizi et al 1996, Miller et al 2000:12
152.17			8		33	2			1	H	Household	Ceramic	Refined Earthenware	Hollowware		Base/Body Sherd		Whiteware	Printed		Blue	Indeterminate						Geometric pattern printed on interior.	1818-1915	www.jefpat.org
152.18			8		33	2			2	H	Household	Ceramic	Refined Earthenware	Hollowware		Rim Sherd		Whiteware	Indeterminate									No visible decoration. Multiple vessels represented.	1815-	Azizi et al 1996
152.19			8		33	2			1	H	Household	Ceramic	Refined Earthenware	Indeterminate		Base Sherd		Whiteware	Indeterminate									No visible decoration.	1815-	Azizi et al 1996
152.20			8		33	2			2	H	Household	Ceramic	Refined Earthenware	Hollowware		Body Sherd		Whiteware	Painted		Green	Indeterminate						Green leaves painted on exterior.	1830-1880	www.jefpat.org, Miller et al 2000:12
152.2			8		33	2			13	H	Household	Ceramic	Coarse Earthenware	Hollowware		Body Sherd		Redware	Lead Glazed	Single Glazed	Brown, Dark							Glazed on interior. Multiple vessels represented.		Miller et al 2000:12
152.21			8		33	2			10	H	Household	Ceramic	Refined Earthenware	Indeterminate		Body Sherd		Whiteware	Indeterminate									No visible decoration. Multiple vessels represented.	1815-	Azizi et al 1996, Miller et al 2000:12
152.22			8		33	2			1	H	Household	Ceramic	Refined Earthenware	Indeterminate		Body Sherd		Creamware	Indeterminate	Interior Spalled								No visible decoration.	1762-1820	Miller et al 2000:12
152.23			8		33	2			1	H	Household	Ceramic	Refined Earthenware	Flatware		Rim Sherd		Pearlware	Molded Pattern	Painted	Blue	Shell Edge, Rococo						Small portion of scalloped rim.	1775-1810	www.jefpat.org
152.24			8		33	2			1	H	Household	Ceramic	Refined Earthenware	Indeterminate		Base Sherd		Pearlware	Indeterminate									No decoration visible.	1775-1840	Azizi et al 1996
152.25			8		33	2			3	H	Household	Ceramic	Refined Earthenware	Indeterminate		Body Sherd		Pearlware	Indeterminate									No decoration visible. Multiple vessels may be represented.	1775-1840	Azizi et al 1996, Miller et al 2000:13
152.26			8		33	2			4	H	Household	Ceramic	Refined Earthenware	Hollowware		Body/Rim Sherd		Pearlware	Printed		Blue	Indeterminate						Obvious use ware. Some sherds mend, but all appear to be a part of the same vessel.	1803-1830	www.jefpat.org, Denker & Denker 1985:54-68
152.27			8		33	2			2	H	Household	Ceramic	Refined Earthenware	Indeterminate		Body Sherd		Yellowware	Indeterminate									No visible decoration. Sherds mend.	1820-1940	www.jefpat.org
152.28			8		33	2			1	H	Household	Ceramic	Refined Earthenware	Indeterminate		Body Sherd		Rockingham	Indeterminate									No visible decoration.	1830-1940	www.jefpat.org
152.29			8		33	2			1	H	Household	Ceramic	Refined Earthenware	Indeterminate		Base Sherd		Unidentified Refined Earthenware	Indeterminate									No visible decoration.		
152.3			8		33	2			4	H	Household	Ceramic	Coarse Earthenware	Hollowware		Body Sherd		Redware	Lead Glazed	Exterior Spalled	Brown, Dark							Interior glazed. Multiple vessels represented.		
152.30			8		33	2			1	H	Household	Ceramic	Refined Earthenware	Indeterminate		Body Sherd		Unidentified Refined Earthenware	Indeterminate									No visible decoration.		
152.31			8		33	2			5	H	Household	Ceramic	Stoneware	Hollowware	Buff	Body Sherd		Salt Glazed, Gray/Buff Bodied	Indeterminate									No visible decoration.		
152.32			8		33	2			2	H	Household	Glass	Common Glass	Container Glass	Olive	Body Sherd	Indeterminate											Curved body sherds. Multiple vessels represented.		Miller et al 2000:13
152.33			8		33	2			2	H	Household	Glass	Common Glass	Container Glass	Amber	Body Sherd	Indeterminate											Curved body sherds. Multiple vessels represented.		Azizi et al 1996
152.34			8		33	2			10	H	Household	Glass	Non-Lead Glass	Container Glass	Colorless	Body Sherd	Indeterminate											Curved body sherds. Multiple vessels represented.		
152.35			8		33	2			17	H	Architectural	Glass	Common Glass	Window Glass	Aqua	Fragment													
152.36			8		33	2			1	H	Architectural	Metal	Iron	Nail		Complete	Cut											Machine headed cut nail.	1830-1890	Wells 2000:324-326
152.37			8		33	2			11	H	Architectural	Metal	Iron	Nail		Complete	Indeterminate											Cannot determine manufacturing technique.		
152.38			8		33	2			2	H	Architectural	Metal	Iron	Nail		Complete	Wire											Mass produced wire nails.	1874-	Wells 2000:326-327, www.jefpat.org
152.39			8		33	2			1	H	Tack	Metal	Iron	Horseshoe		Fragment	Indeterminate											Small horse shoe.		
152.4			8		33	2			2	H	Household	Ceramic	Coarse Earthenware	Hollowware		Body Sherd		Redware	Lead Glazed	Exterior Spalled	Brown							Interior glazed. Multiple vessels represented.		

FS	SB	Fea	TU	STP	Cxt	Strat	Hzn	AU	Count	H/P	Group	Class	Material	Object	Object Color	Part	Manufacture Technique	Ware	1st Decoration	2nd Decoration	Decoration Color	Pattern/Motif	Makers Mark	Mends	Vessel #	Common Name (Species)	Typology	Comments	Dates	Reference
152.40			8		33	2			4	O	Indeterminate	Fauna	Bone	Bone		Fragment										Unidentified Mammal				
152.41			8		33	2			1	O	Indeterminate	Fauna	Bone	Tooth		Fragment										Unidentified Mammal		Large tooth.		
152.42			8		33	2			2	O	Indeterminate	Fauna	Bone	Bone		Fragment										Unidentified Bird				
152.5			8		33	2			2	H	Household	Ceramic	Coarse Earthenware	Hollowware		Body Sherd		Redware	Interior Spalled									Exterior unglazed. Multiple vessels represented.		
152.6			8		33	2			1	H	Household	Ceramic	Coarse Earthenware	Hollowware		Base Sherd		Redware	Lead Glazed	Single Glazed	Brown, Dark							Interior glazed.		
152.7			8		33	2			1	H	Household	Ceramic	Coarse Earthenware	Hollowware		Rim Sherd		Redware	Lead Glazed	Single Glazed	Brown, Dark							Interior glazed. German style rim.		
152.8			8		33	2			4	H	Household	Ceramic	Coarse Earthenware	Hollowware		Body/Rim Sherd		Redware	Slip Decorated	Single Glazed	Brown, White	Trailed Slip						Wavy white trailed slip line and straight brown lines of slip on interior. Sherds mend.	-1870	
152.9			8		33	2			1	H	Household	Ceramic	Coarse Earthenware	Hollowware		Body Sherd		Redware	Slip Decorated	Single Glazed	Yellow	Trailed Slip						One straight line of yellow trailed slip.	-1870	
153.1			8		38	3			1	H	Architectural	Metal	Iron	Nail		Fragment	Indeterminate													www.jefpat.org
153.10			8		38	3			4	H	Household	Ceramic	Coarse Earthenware	Indeterminate		Body Sherd		Redware	Lead Glazed	Single Glazed	Brown							Multiple vessels represented. Brown glaze on interior. Exterior unglazed.		
153.11			8		38	3			4	H	Household	Ceramic	Coarse Earthenware	Indeterminate		Body Sherd		Redware	Indeterminate	Interior Spalled								Multiple vessels represented.		
153.12			8		38	3			1	H	Household	Ceramic	Coarse Earthenware	Indeterminate		Body Sherd		Redware	Slip Decorated	Single Glazed	Tan/White	Trailed Slip						Tan/white colored slip on interior is mostly spalled. Exterior unglazed.		
153.13			8		38	3			1	H	Household	Ceramic	Refined Earthenware	Indeterminate		Body Sherd		Whiteware	Indeterminate										1815-	Azizi et al 1996
153.14			8		38	3			2	H	Household	Ceramic	Refined Earthenware	Indeterminate		Body Sherd		Whiteware	Printed		Blue	Indeterminate						Two vessels represented. Printed blue decoration present.	1815-1915	Azizi et al 1996
153.15			8		38	3			2	H	Household	Ceramic	Refined Earthenware	Plate		Body Sherd		Pearlware/Whiteware	Molded Pattern	Painted	Blue	Shell Edge, Even Scalloped, Curved Lines						Blue painted shelled edge pattern on interior.	1800-1840	www.jefpat.org
153.16			8		38	3			1	H	Household	Ceramic	Refined Earthenware	Indeterminate		Body Sherd		Pearlware	Indeterminate									Two vessels represented.	1775-1840	Azizi et al 1996
153.17			8		38	3			1	H	Household	Ceramic	Refined Earthenware	Indeterminate		Body Sherd		Creamware	Indeterminate										1762-1820	Miller et al 2000:12
153.18			8		38	3			1	P	Cracked Rock	Lithic	Quartzite	FCR	Red	Fragment														
153.19			8		38	3			1	P	Debitage	Lithic	Quartz	Flake Fragment	White	Distal														
153.2			8		38	3			1	H	Architectural	Glass	Common Glass	Window Glass	Aqua	Fragment														
153.3			8		38	3			4	H	Architectural	Ceramic	Coarse Earthenware	Brick, Fragment	Orange															
153.4			8		38	3			18	O	Indeterminate	Fauna	Bone	Bone		Fragment										Indeterminate				
153.5			8		38	3			1	O	Indeterminate	Fauna	Bone	Bone		Fragment										Unidentified Mammal				
153.6			8		38	3			1	O	Indeterminate	Fauna	Bone	Tooth		Fragment										Unidentified Mammal				
153.7			8		38	3			1	O	Food Related	Fauna	Bone	Bone		Fragment										Unidentified Mammal		Cut/butcher marks present.		Cheek 2016:89
153.8			8		38	3			1	H	Household	Glass	Lead	Indeterminate	Colorless	Body Sherd	Indeterminate													Azizi et al 1996
153.9			8		38	3			5	H	Household	Ceramic	Coarse Earthenware	Indeterminate		Body Sherd		Redware	Lead Glazed	Single Glazed	Brown, Dark							Multiple vessels represented. Dark brown glaze on interior. Exterior unglazed.		
154.1			8		34	4			1	H	Household	Ceramic	Refined Earthenware	Indeterminate		Base Sherd		Pearlware	Indeterminate	Interior Spalled								undercut footring	1775-1840	Azizi et al 1996
154.2			8		34	4			1	H	Household	Ceramic	Refined Earthenware	Indeterminate		Body Sherd		Whiteware	Indeterminate										1815-2017	Azizi et al 1996
154.3			8		34	4			1	H	Household	Ceramic	Refined Earthenware	Indeterminate		Body Sherd		Pearlware	Printed		Blue	Indeterminate						printed on the interior surface	1803-1830	www.jefpat.org
154.4			8		34	4			1	H	Household	Ceramic	Refined Earthenware	Plate		Rim Sherd		Pearlware/Whiteware	Molded Pattern	Painted	Blue	Shell Edge, Indeterminate						scalloped rim	1775-1870	www.jefpat.org
154.5			8		34	4			1	H	Household	Ceramic	Coarse Earthenware	Pan/Dish		Body Sherd		Redware	Slip Decorated	Exterior Spalled	Yellow	Trailed Slip						green highlight	-1870	
154.6			8		34	4			1	H	Household	Ceramic	Coarse Earthenware	Indeterminate		Base Sherd		Redware	Lead Glazed	Single Glazed	Brown							flat base sherd		
154.7			8		34	4			5	H	Household	Ceramic	Coarse Earthenware	Indeterminate		Body Sherd		Redware	Lead Glazed	Single Glazed	Brown							sherds from multiple vessels		
154.8			8		34	4			1	H	Architectural	Metal	Iron	Nail		Fragment	Indeterminate													
154.9			8		34	4			2	O	Indeterminate	Fauna	Bone	Bone		Fragment										Unidentified Mammal		no butcher marks		Azizi et al 1996
155.1			17		13	1		1	39	H	Architectural	Glass	Common Glass	Window Glass	Aqua	Fragment														
155.10			17		13	1		1	1	H	Indeterminate	Metal	Copper Alloy	Indeterminate		Complete												Flat triangular piece of copper alloy.		
155.11			17		13	1		1	1	H	Indeterminate	Metal	Lead	Indeterminate		Complete	Indeterminate											Pressed lettering on surface, " T&B". Lead hardware. Hook shaped w/ a hole through it. Could be a pipe strap.		Azizi et al 1996
155.12			17		13	1		1	3	H	Architectural	Ceramic	Coarse Earthenware	Brick, Fragment	Orange															
155.13			17		13	1		1	1	O	Food Related	Fauna	Shell	Shell Fragment												Indeterminate				Cheek 2016:89
155.14			17		13	1		1	3	O	Indeterminate	Fauna	Bone	Bone		Fragment										Unidentified Mammal				Azizi et al 1996
155.15			17		13	1		1	1	H	Hardware	Metal	Iron	Screw		Complete	Indeterminate											Screw w/ plastic drywall anchor.		
155.16			17		13	1		1	2	H	Household	Glass	Common Glass	Indeterminate	Amber	Body Sherd	Indeterminate											Sherds could be from the same vessel.		Azizi et al 1996
155.17			17		13	1		1	1	H	Household	Glass	Common Glass	Indeterminate	Aqua	Body Sherd	Indeterminate											Two vessels represented.		
155.18			17		13	1		1	2	H	Household	Glass	Non-Lead Glass	Indeterminate	Colorless	Body Sherd	Indeterminate											Two vessels represented.		
155.19			17		13	1		1	1	H	Lighting	Glass	Non-Lead Glass	Lamp Glass	Colorless	Rim Sherd	Indeterminate											Flared rim. Narrow opening.		Azizi et al 1996
155.2			17		13	1		1	3	H	Architectural	Other	Composite	Mortar	White	Fragment														
155.20			17		13	1		1	1	H	Household	Glass	Lead	Indeterminate	Colorless	Body Sherd	Indeterminate													
155.21			17		13	1		1	1	H	Lighting	Glass	Lead	Lamp Glass	Colorless	Rim Sherd	Indeterminate													
155.22			17		13	1		1	3	H	Household	Ceramic	Coarse Earthenware	Indeterminate		Body Sherd		Redware	Lead Glazed	Single Glazed	Brown, Light							Multiple vessels represented.		
155.23			17		13	1		1	2	H	Household	Ceramic	Coarse Earthenware	Indeterminate		Body Sherd		Redware	Lead Glazed	Single Glazed	Brown							Two vessels represented.		
155.24			17		13	1		1	3	H	Household	Ceramic	Coarse Earthenware	Indeterminate		Body Sherd		Redware	Lead Glazed	Single Glazed	Brown, Dark							Multiple vessels represented.		
155.25			17		13	1		1	1	H	Household	Ceramic	Coarse Earthenware	Indeterminate		Body Sherd		Redware	Slip Decorated	Copper Highlights	Brown, White, & Green	Trailed Slip						White & dark brown trail slip w/ light green copper highlights.		
155.26			17		13	1		1	2	H	Household	Ceramic	Refined Earthenware	Indeterminate		Body Sherd		Whiteware	Indeterminate									Two vessels represented.	1815-	Azizi et al 1996
155.27			17		13	1		1	3	H	Household	Ceramic	Refined Earthenware	Indeterminate		Body Sherd		Pearlware	Indeterminate									Multiple vessels represented.	1775-1840	Azizi et al 1996
155.28			17		13	1		1	1	H	Household	Ceramic	Refined Earthenware	Indeterminate		Body Sherd		Pearlware/Whiteware	Printed	Exterior Spalled	Blue	Indeterminate						Blue printed decoration on exterior.	1803-1880	www.jefpat.org
155.29			17		13	1		1	1	H	Household	Glass	Common Glass	Bottle	Olive, Dark	Body Sherd	Mold Blown, Indeterminate											Square/rectangular shaped bottle.		
155.3			17		13	1		1	2	H	Indeterminate	Lithic	Slate	Indeterminate	Gray, Dark	Fragment												Two flat slat fragment. One has a hole present.		
155.5			17		13	1		1	3	H	Architectural	Metal	Iron	Nail		Almost Complete	Wire												1885-	Wells 2000:326-327
155.6			17		13	1		1	1	H	Architectural	Metal	Iron	Spike		Complete	Wire												1890-	Wells 2000
155.7			17		13	1		1	7	H	Architectural	Metal	Iron	Nail		Fragment	Cut												1830-1890	Wells 2000:324-326
155.8			17		13	1		1	1	H	Hardware	Metal	Iron	Screw		Complete	Indeterminate													
155.9			17		13	1		1	1	H	Indeterminate	Metal	Iron	Indeterminate		Fragment														
156.1			17		14	2		1	15	H	Architectural	Glass	Common Glass	Window Glass	Aqua	Fragment														
156.10			17		14	2		1	1	H	Household	Ceramic	Coarse Earthenware	Indeterminate		Body Sherd		Redware	Interior Spalled											
156.1003			17		14	2		1	1	H	Household	Ceramic	Refined Earthenware	Plate		Base/Body/Rim Sherd		White Granite	Undecorated					w/ 97, 156, 86, 77, 81	C-0003			Sherds mend. White granite plate. Lightly stained. Black printed makers mark on ext. base. Has a lion laying on grass w/ "CLEMEN..". Could be Clementson Brothers 1865-1916 or John Clementson 1839-1864.	1839-1916	Godden 1964:149-150

FS	SB	Fea	TU	STP	Cxt	Strat	Hzn	AU	Count	H/P	Group	Class	Material	Object	Object Color	Part	Manufacture Technique	Ware	1st Decoration	2nd Decoration	Decoration Color	Pattern/Motif	Makers Mark	Mends	Vessel #	Common Name (Species)	Typology	Comments	Dates	Reference
156.1013			17		14	2		1	1	H	Household	Ceramic	Coarse Earthenware	Pan		Body/Rim Sherd		Redware	Slip Decorated	Single Glazed	Yellow, white, light Brown, black	Trailed Slip		Mends w/ 109	C-0013			wavy black line around the rim with a white band underneath and above and a yellow band on the outside of those bands. Might go with C-0007.	-1870	
156.11			17		14	2		1	9	H	Household	Ceramic	Coarse Earthenware	Hollowware		Body Sherd		Redware	Lead Glazed	Single Glazed	Brown							sherds from multiple vessels		
156.12			17		14	2		1	3	H	Household	Ceramic	Coarse Earthenware	Jar		Body/Rim Sherd		Redware	Lead Glazed	Single Glazed	Brown							sherds mend, interior glaze ends before the rim edge, some glaze on the exterior		
156.13			17		14	2		1	1	H	Household	Ceramic	Coarse Earthenware	Indeterminate		Handle Sherd		Redware	Lead Glazed	Double Glazed	Green, Pale							wide handle sherd with an overall pale green slip glaze. Possibly the same vessel as the sherds in FS 109.16.		
156.15			17		14	2		1	1	P	Debitage	Lithic	Quartz	Early Reduction Flake	White	Complete														
156.16			17		14	2		1	3	H	Architectural	Metal	Iron	Nail		Fragment	Cut											rusted shaft fragments	1790-1890	Wells 2000:323-325
156.17			17		14	2		1	2	H	Architectural	Metal	Iron	Nail		Complete	Cut											machine head	1830-1890	Wells 2000:323-326
156.2			17		14	2		1	2	H	Household	Glass	Lead	Container Glass	Colorless	Body Sherd	Mold Blown, Indeterminate													
156.3			17		14	2		1	1	H	Household	Glass	Common Glass	Container Glass	Aqua	Body Sherd	Mold Blown, Indeterminate													
156.4			17		14	2		1	3	H	Household	Ceramic	Refined Earthenware	Indeterminate		Body Sherd		Whiteware	Indeterminate										1815-2017	Azizi et al 1996, Wells 2000:324-326
156.5			17		14	2		1	1	H	Household	Ceramic	Refined Earthenware	Indeterminate		Body Sherd		Pearlware	Painted		Earth Tone Colors	Indeterminate						yellow and brown band on interior surface	1795-1830	Miller et al 2000:12
156.6			17		14	2		1	1	H	Household	Ceramic	Refined Earthenware	Indeterminate		Rim Sherd		Whiteware	Printed		Blue	Indeterminate						printed on the interior surface	1815-1915	Azizi et al 1996
156.7			17		14	2		1	1	H	Household	Ceramic	Refined Earthenware	Hollowware		Body Sherd		Whiteware	Painted		Chrome Colors	Floral						painted on the exterior surface	1830-1880	www.jefpat.org
156.9			17		14	2		1	1	H	Activities	Ceramic	Coarse Earthenware	Flower Pot		Body Sherd		Redware	Unglazed											
157.1			17		31	3			6	H	Architectural	Glass	Common Glass	Window Glass	Aqua	Fragment												Various sized sherds		
157.10			17		31	3			2	H	Household	Ceramic	Coarse Earthenware	Hollowware		Body Sherd		Redware	Lead Glazed	Incised	Brown	Indeterminate						Fragments glazed on the interior and an incised line decoration on the exterior. Possibly multiple vessels represented.		
157.11			17		31	3			1	H	Household	Ceramic	Coarse Earthenware	Hollowware		Body Sherd		Redware	Interior Spalled									Body sherd that has a corner and part of it up turns which suggests it might be part of a rim. There is a single spot of brown lead glaze on the exterior. Suggesting that maybe the interior is lead glazed.		
157.12			17		31	3			1	H	Household	Ceramic	Coarse Earthenware	Hollowware		Body Sherd		Redware	Lead Glazed	Single Glazed	Brown/Red							Small sherd glazed on the interior.		
157.13			17		31	3			1	H	Household	Ceramic	Coarse Earthenware	Hollowware		Body Sherd		Redware	Slip Decorated	Single Glazed	White	Trailed Slip						Small sherd decorated on the interior with two visible creamy white bands.		
157.14			17		31	3			1	H	Household	Ceramic	Coarse Earthenware	Hollowware		Body/Rim Sherd		Redware	Slip Decorated	Single Glazed	White	Trailed Slip						Line of slip glaze on top of a rim. Interior glazed. German-style rim.		
157.15			17		31	3			1	H	Household	Ceramic	Coarse Earthenware	Hollowware		Body/Rim Sherd		Redware	Slip Decorated	Single Glazed	Yellow & Brown	Trailed Slip						A couple lines of yellow slip on the top of the rim and a zig-zag brown line below that on the interior. German-style rim.		
157.16			17		31	3			1	H	Household	Ceramic	Coarse Earthenware	Hollowware		Body Sherd		Redware	Lead Glazed	Double Glazed	Brown							Tiny sherd. Looks like a refined redware.		
157.17			17		31	3			3	H	Household	Ceramic	Refined Earthenware	Hollowware		Body Sherd		Creamware	Indeterminate									Small sherds with no visible decorations. Multiple vessels represented.	1762-1820	Miller et al 2000:12
157.18			17		31	3			1	H	Household	Ceramic	Refined Earthenware	Hollowware		Base Sherd		Creamware	Indeterminate									Tiny sherd with no visible decorations.	1762-1820	Miller et al 2000:12
157.19			17		31	3			1	H	Household	Ceramic	Refined Earthenware	Hollowware		Body/Rim Sherd		Creamware	Indeterminate									Small sherd with no visible decorations.	1762-1820	Miller et al 2000:12
157.20			17		31	3			1	H	Household	Ceramic	Refined Earthenware	Tableware, General		Base/Body Sherd		Creamware	Indeterminate									Small sherd with no visible decorations. Probably a plate.	1762-1820	Miller et al 2000:12
157.2			17		31	3			2	H	Household	Glass	Common Glass	Glass Fragment	Green, Pale	Fragment	Indeterminate											Tiny flat sherds. Heavily patinated. Possibly multiple vessels represented.		
157.21			17		31	3			4	H	Household	Ceramic	Refined Earthenware	Hollowware		Body Sherd		Pearlware	Indeterminate									Small sherds with no visible decorations. Multiple vessels represented.	1775-1840	Azizi et al 1996
157.22			17		31	3			2	H	Household	Ceramic	Refined Earthenware	Hollowware		Base Sherd		Pearlware	Indeterminate									Small sherds with no visible decorations. Multiple vessels represented.	1775-1840	Azizi et al 1996
157.23			17		31	3			1	H	Household	Ceramic	Refined Earthenware	Tableware, General		Body/Rim Sherd		Pearlware	Molded Pattern	Painted	Green	Shell Edge, Even Scalloped, Straight Lines						Tiny sherd with what looks like straight lines and is most likely evenly scalloped.	1800-1840	www.jefpat.org
157.24			17		31	3			1	H	Household	Ceramic	Refined Earthenware	Hollowware		Body Sherd		Pearlware	Painted		Earth Tone Colors	Indeterminate						Sherd with painted decoration on the exterior with red dotted lines. A red/orange line with two green leaves and the start of maybe a blue flower. No visible interior decorations	1795-1830	Miller et al 2000:12
157.25			17		31	3			1	H	Household	Ceramic	Refined Earthenware	Hollowware		Body Sherd		Pearlware	Printed		Blue	Indeterminate						Tiny sherd printed on the exterior. Not enough to determine anything about pattern. No visible decorations on the interior	1803-1830	www.jefpat.org
157.26			17		31	3			1	H	Household	Ceramic	Refined Earthenware	Hollowware		Body Sherd		Unidentified Refined Earthenware	Interior Spalled	Exterior Spalled								Tiny sherd.		
157.27			17		31	3			1	H	Household	Ceramic	Porcelain	Hollowware		Body/Rim Sherd		Porcelain, Hard Paste	Painted, Overglaze		Red	Indeterminate						Tiny sherd with red leafy like line on the exterior and a black line running along the rim on the interior that was probably once red.		Denker & Denker 1985:54-68
157.28			17		31	3			1	H	Personal	Metal	White Metal	Button		Almost Complete	Cast											Corroded button missing its shank.		
157.29			17		31	3			1	H	Toy/Recreation	Lithic	Limestone	Marble	Gray, Dark	Complete												Marble seems to have some etched lines in it that are irregular, but do seem like they could be cultural. It has two Xs; one very deep. Something that looks kind of like an H and two-sides of a triangle. Nothing seems to be spelled.		
157.30			17		31	3			1	H	Indeterminate	Synthetic	Rubber	Comb	Brown, Dark	Fragment											Vulcanite comb tine.	1915-	Miller et al 2000:16
157.3			17		31	3			1	H	Household	Glass	Common Glass	Container Glass	Aqua	Body Sherd	Indeterminate											Tiny corner of a rectangular or square vessel.		
157.31			17		31	3			1	H	Indeterminate	Metal	Iron	Indeterminate		Fragment	Indeterminate											Flat piece of heavily rusted metal.		
157.32			17		31	3			7	H	Architectural	Metal	Iron	Nail		Fragment	Indeterminate											Heavily rusted/corroded		
157.33			17		31	3			3	H	Architectural	Metal	Iron	Nail		Complete	Cut											Various sized sherds. Slightly rusted	1890-	Wells 2000
157.34			17		31	3			1	P	Debitage	Lithic	Quartz	Flake Fragment	White, Opaque	Split														
157.4			17		31	3			1	H	Indeterminate	Glass	Common Glass	Glass Fragment	Aqua	Fragment	Indeterminate											Curved rounded off and spalled fragment. Could be part of a vessel or some kind of manufacturing debris.		
157.5			17		31	3			3	H	Household	Glass	Non-Lead Glass	Container Glass	Colorless	Body Sherd	Indeterminate											Tiny curved sherd. Multiple vessels represented.		
157.6			17		31	3			1	H	Lighting	Glass	Non-Lead Glass	Lamp Glass	Colorless	Body Sherd	Indeterminate											Tiny thin curved sherd of glass		
157.7			17		31	3			1	H	Indeterminate	Glass	Lead	Indeterminate	Colorless	Body/Rim Sherd	Indeterminate											Very tiny sherd. Slightly curved. Could be part of a piece of glassware or a lamp.		

FS	SB	Fea	TU	STP	Cxt	Strat	Hzn	AU	Count	H/P	Group	Class	Material	Object	Object Color	Part	Manufacture Technique	Ware	1st Decoration	2nd Decoration	Decoration Color	Pattern/Motif	Makers Mark	Mends	Vessel #	Common Name (Species)	Typology	Comments	Dates	Reference
157.8			17		31	3			6	H	Household	Ceramic	Coarse Earthenware	Hollowware		Body Sherd		Redware	Lead Glazed	Single Glazed	Brown							Various sized sherds. Glazed on the interior. Multiple vessels represented		
157.9			17		31	3			6	H	Household	Ceramic	Coarse Earthenware	Hollowware		Body Sherd		Redware	Lead Glazed	Single Glazed	Brown, Dark							Various sized sherds. Glazed on the interior. Multiple vessels represented		Wells 2000:324-326
158.1			17		021B	2		2	2	H	Architectural	Metal	Iron	Nail		Fragment	Indeterminate													
158.1067			17		021B	2		2	1	H	Household	Ceramic	Coarse Earthenware	Indeterminate		Body Sherd		Redware	Lead Glazed	Single Glazed	Brown, Dark			w/ 158, 172	C-0067			Pieces mend, glazed interior		
158.2			17		021B	2		2	1	H	Household	Ceramic	Coarse Earthenware	Indeterminate		Body Sherd		Redware	Lead Glazed	Single Glazed	Brown, Dark							Dark brown glaze on interior.		
158.3			17		021B	2		2	1	H	Household	Ceramic	Coarse Earthenware	Hollowware		Body Sherd		Redware	Lead Glazed	Single Glazed	Brown, Dark							Brown glaze on interior. Exterior has 4 incised/tie-down lines.		
158.4			17		021B	2		2	2	H	Household	Ceramic	Refined Earthenware	Indeterminate		Rim Sherd		Pearlware	Painted		Earth Tone Colors	Indeterminate						Two vessels represented. Yellow & brown Earth tone colored decoration present.	1795-1830	Miller et al 2000:12
158.5			17		021B	2		2	2	H	Household	Ceramic	Refined Earthenware	Indeterminate		Body Sherd		Creamware	Indeterminate									Two vessels represented.	1762-1820	Miller et al 2000:12
158.6			17		021B	2		2	2	H	Household	Ceramic	Refined Earthenware	Breakfast Cup		Body/Rim Sherd		Creamware	Indeterminate									Two vessels represented.	1762-1820	Miller et al 2000:12
159.1			17		42	5			1	H	Architectural	Metal	Iron	Nail		Fragment	Indeterminate													
159.10			17		42	5			1	H	Household	Ceramic	Coarse Earthenware	Pan		Rim Sherd		Redware	Slip Decorated	Single Glazed	Yellow & Dark Brown	Trailed Slip						Yellow and dark brown trailed slip on interior. Most of yellow slip is spalled.	-1870	
159.11			17		42	5			3	H	Household	Ceramic	Refined Earthenware	Tea Cup		Body/Rim Sherd		White Granite	Molded Pattern			Indeterminate						Sherds mend. Molded decoration on exterior has two interwoven lines.	1840-1930	www.jefpat.org
159.12			17		42	5			1	H	Household	Ceramic	Refined Earthenware	Indeterminate		Body Sherd		Creamware	Indeterminate										1762-1820	Miller et al 2000:12
159.13			17		42	5			4	H	Household	Ceramic	Refined Earthenware	Indeterminate		Body Sherd		Creamware	Indeterminate									Sherds mend. Probably a hollowware.	1762-1820	Miller et al 2000:12
159.2			17		42	5			1	H	Architectural	Metal	Iron	Nail		Complete	Cut												1830-1890	Wells 2000:324-326
159.3			17		42	5			10	H	Architectural	Glass	Common Glass	Window Glass	Aqua	Fragment														
159.4			17		42	5			1	H	Indeterminate	Metal	Iron	Hinge		Fragment	Indeterminate													
159.5			17		42	5			2	O	Indeterminate	Fauna	Bone	Bone		Fragment										Indeterminate				
159.6			17		42	5			2	H	Household	Glass	Common Glass	Indeterminate	Amber	Body Sherd	Indeterminate											Sherds do not mend but are from the same vessel.		
159.7			17		42	5			1	H	Household	Ceramic	Coarse Earthenware	Indeterminate		Body Sherd		Redware	Lead Glazed	Single Glazed	Brown									
159.8			17		42	5			1	H	Household	Ceramic	Coarse Earthenware	Indeterminate		Body Sherd		Redware	Slip Decorated	Single Glazed	Yellow & Dark Brown	Trailed Slip						Trailed slip on interior has thin yellow lines w/ a dark brown decoration.		
159.9			17		42	5			1	H	Household	Ceramic	Coarse Earthenware	Indeterminate		Body Sherd		Redware	Slip Decorated	Copper Highlights	Tan & Green	Trailed Slip						Tan trailed slip line on interior. One line has green copper highlights. Most of slip is spalled.		
160.1			17		43	6			2	O	Indeterminate	Fauna	Bone	Bone		Fragment										Unidentified Bird		Bone fragments refit.		
160.2			17		43	6			1	O	Indeterminate	Fauna	Bone	Bone		Fragment										Indeterminate				
161.1			17		16	7		2	8	H	Architectural	Glass	Common Glass	Window Glass	Aqua	Fragment														
161.10			17		16	7		2	5	H	Household	Ceramic	Coarse Earthenware	Indeterminate		Body Sherd		Redware	Lead Glazed	Single Glazed	Brown							Multiple vessels represented.		
161.1033			17		16	7		2	8	H	Household	Ceramic	Refined Earthenware	Plate		Body/Rim Sherd		Pearlware	Molded Pattern	Painted	Green	Shell Edge, Even Scalloped, Curved Lines		w/ self & 113	C-0033			Painted green molded shell edge pattern on interior. Scalloped rim.	1800-1840	www.jefpat.org, Azizi et al 1996
161.11			17		16	7		2	1	H	Household	Ceramic	Coarse Earthenware	Indeterminate		Body Sherd		Redware	Lead Glazed	Single Glazed	Brown, Dark									
161.12			17		16	7		2	1	H	Household	Ceramic	Coarse Earthenware	Hollowware		Body Sherd		Redware	Lead Glazed	Double Glazed	Brown									
161.13			17		16	7		2	1	H	Household	Ceramic	Coarse Earthenware	Hollowware		Base/Body Sherd		Redware	Lead Glazed	Single Glazed	Brown, Dark							Probably a jar. Interior glaze is mostly spalled.		Azizi et al 1996
161.14			17		16	7		2	1	H	Household	Ceramic	Coarse Earthenware	Hollowware		Rim Sherd		Redware	Slip Decorated	Single Glazed	Tan	Combed Slip						German style rim. Tan combed slip on interior. Could be a pan or bowl.		
161.15			17		16	7		2	2	H	Household	Ceramic	Porcelain	Indeterminate				Porcelain, Hard Paste	Indeterminate									Two vessels represented.		Miller et al 2000:12
161.16			17		16	7		2	17	H	Household	Ceramic	Refined Earthenware	Indeterminate		Body Sherd		Pearlware	Indeterminate									Multiple vessels represented.	1775-1840	Azizi et al 1996, www.jefpat.org
161.17			17		16	7		2	2	H	Household	Ceramic	Refined Earthenware	Indeterminate		Base Sherd		Pearlware	Indeterminate									Two vessels represented.	1775-1840	Azizi et al 1996
161.18			17		16	7		2	1	H	Household	Ceramic	Refined Earthenware	Indeterminate		Rim Sherd		Pearlware	Indeterminate										1775-1840	Azizi et al 1996
161.19			17		16	7		2	1	H	Household	Ceramic	Refined Earthenware	Indeterminate		Body Sherd		Pearlware	Painted		Blue	Indeterminate						Painted blue decoration on interior.	1775-1830	Miller et al 2000:12
161.2			17		16	7		2	1	H	Architectural	Metal	Iron	Nail		Fragment	Cut												1830-1890	Wells 2000:324-326
161.20			17		16	7		2	1	H	Household	Ceramic	Refined Earthenware	Indeterminate		Base Sherd		Pearlware	Painted		Earth Tone Colors	Floral						Orange, brown & green painted floral decoration on interior. Wedge style footring.	1795-1830	Miller et al 2000:12
161.21			17		16	7		2	1	H	Household	Ceramic	Refined Earthenware	Saucer		Rim Sherd		Pearlware	Painted		Earth Tone Colors	Indeterminate						Painted yellow line outlined in thin brown lines on interior.	1795-1830	Miller et al 2000:12
161.22			17		16	7		2	2	H	Household	Ceramic	Refined Earthenware	Plate		Body/Rim Sherd		Pearlware	Molded Pattern	Painted	Green	Shell Edge, Even Scalloped, Curved Lines						Three sherds mend but all are from the same vessel. Painted green molded shell edge pattern on interior. Scalloped rim. Kiln pad marks on exterior.	1800-1840	www.jefpat.org, Miller et al 2000:12
161.23			17		16	7		2	1	H	Household	Ceramic	Refined Earthenware	Indeterminate		Rim Sherd		Creamware	Indeterminate										1762-1820	Miller et al 2000:12
161.3			17		16	7		2	2	O	Indeterminate	Fauna	Bone	Bone		Fragment										Unidentified Mammal				www.jefpat.org
161.3005			17		16	7		2	3	H	Household	Glass	Non-Lead Glass	Tumbler	Colorless	Body/Rim Sherd	Indeterminate		Enameled		Orange, Yellow & Blue	Indeterminate			G-0005			Non-lead colorless tumbler with enameled design on orange band below the rim followed by a yellow band and then a yellow and blue design. The design was identified as a central European-German pattern dating to 1775-1825 in "Glass in Early America" extra		www.jefpat.org
161.4			17		16	7		2	1	O	Food Related	Fauna	Shell	Shell Hinge		Almost Complete										Indeterminate				
161.5			17		16	7		2	1	H	Personal	Metal	Copper Alloy	Button		Complete	Cast											Plain wire loop shank button.		
161.6			17		16	7		2	1	H	Personal	Metal	Copper Alloy	Button		Complete	Cast											Plain wire loop shank button.		Miller et al 2000:12
161.7			17		16	7		2	1	H	Household	Glass	Common Glass	Indeterminate	Aqua	Body Sherd	Indeterminate													Miller et al 2000:12
161.8			17		16	7		2	3	H	Household	Glass	Non-Lead Glass	Indeterminate	Colorless	Body Sherd	Indeterminate											Multiple vessels represented.		
162.1			22		13	1		1	216	H	Architectural	Metal	Iron	Nail		Fragment	Indeterminate													Miller et al 2000:12
162.10			22		13	1		1	106	O	Indeterminate	Fauna	Bone	Bone		Fragment										Indeterminate				Miller et al 2000:12
162.100			22		13	1		1	1	H	Household	Ceramic	Stoneware	Indeterminate	Gray	Body Sherd		Salt Glazed, Gray/Buff Bodied	Albany-Type Slip		Brown, Dark							Dark brown slip on interior.	1805-1940	Miller et al 2000:10, Wells 2000:324-326
162.101			22		13	1		1	1	H	Household	Ceramic	Stoneware	Hollowware	Buff	Body Sherd		Salt Glazed, Gray/Buff Bodied	Albany & Bristol Slips		Brown, Dark & Gray, Light							Dark brown slip on interior. Exterior has Light gray slip.	1880-1950	Azizi et al 1996
162.102			22		13	1		1	1	H	Household	Ceramic	Stoneware	Hollowware	Buff	Body Sherd		Salt Glazed, Gray/Buff Bodied	Miscellaneous Brown Slip		Brown, Light							Light brown slip/wash on interior. Exterior is gray.		

FS	SB	Fea	TU	STP	Cxt	Strat	Hzn	AU	Count	H/P	Group	Class	Material	Object	Object Color	Part	Manufacture Technique	Ware	1st Decoration	2nd Decoration	Decoration Color	Pattern/Motif	Makers Mark	Mends	Vessel #	Common Name (Species)	Typology	Comments	Dates	Reference
162.103			22		13	1		1	1	H	Household	Ceramic	Stoneware	Indeterminate	Gray	Body Sherd		Salt Glazed, Gray/Buff Bodied	Indeterminate									Small gray bodied stoneware. No slip on either surface.		
162.104			22		13	1		1	2	H	Household	Ceramic	Stoneware	Hollowware	Buff	Body/Rim Sherd		Salt Glazed, Gray/Buff Bodied	Albany-Type Slip		Brown							Brown slip on interior. Sherds mend. Hollowware w/ wide rim.	1805-1940	Miller et al 2000:10
162.105			22		13	1		1	1	H	Household	Ceramic	Stoneware	Hollowware	Buff	Handle		Salt Glazed, Gray/Buff Bodied	Indeterminate									Large handle fragment.		
162.106			22		13	1		1	4	H	Household	Ceramic	Coarse Earthenware	Hollowware		Body Sherd		Redware	Lead Glazed	Single Glazed	Brown, Dark							Multiple vessels represented. Incised/tie-down lines on exterior.		
162.107			22		13	1		1	1	H	Household	Ceramic	Coarse Earthenware	Hollowware		Base Sherd		Redware	Lead Glazed	Single Glazed	Brown							Brown glaze on interior. Exterior unglazed. Exterior has light use wear.		
162.108			22		13	1		1	1	H	Household	Ceramic	Coarse Earthenware	Indeterminate		Rim Sherd		Redware	Lead Glazed	Single Glazed	Brown							Tiny rim sherd. Brown glaze on interior. Exterior lightly charred.		
162.109			22		13	1		1	2	H	Household	Ceramic	Coarse Earthenware	Hollowware		Body/Rim Sherd		Redware	Lead Glazed	Single Glazed	Brown, Dark							Sherds could be from the same vessel.		
162.11			22		13	1		1	21	O	Indeterminate	Fauna	Bone	Bone		Fragment										Unidentified Bird				
162.110			22		13	1		1	1	H	Household	Ceramic	Coarse Earthenware	Hollowware		Rim Sherd		Redware	Lead Glazed	Single Glazed	Brown, Dark							Redware hollowware. Dark brown glaze on interior. German style rim. Smear of glaze on exterior.		
162.111			22		13	1		1	3	H	Household	Ceramic	Coarse Earthenware	Jar		Body/Rim Sherd		Redware	Lead Glazed	Single Glazed	Brown, Dark							Sherds mend. Dark brown glaze on interior.		
162.112			22		13	1		1	5	H	Activities	Ceramic	Coarse Earthenware	Flower Pot		Body Sherd		Redware	Unglazed									Multiple flower pots represented. Unglazed.		
162.113			22		13	1		1	1	H	Activities	Ceramic	Coarse Earthenware	Flower Pot		Rim Sherd		Redware	Unglazed	Molded Pattern		Indeterminate						Flower pot rim w/ molded decoration on exterior of arches. Unglazed.		
162.114			22		13	1		1	4	H	Household	Ceramic	Refined Earthenware	Indeterminate		Base Sherd		Whiteware	Indeterminate									Multiple vessels represented.	1815-	Azizi et al 1996
162.115			22		13	1		1	4	H	Household	Ceramic	Refined Earthenware	Indeterminate		Body Sherd		Whiteware	Indeterminate									Multiple vessels represented. Heavily stained/burned.	1815-	Azizi et al 1996
162.116			22		13	1		1	1	H	Household	Ceramic	Refined Earthenware	Hollowware		Handle		Whiteware	Indeterminate									Small handle fragment from a hollowware.	1815-	Azizi et al 1996
162.117			22		13	1		1	1	H	Household	Ceramic	Refined Earthenware	Plate		Body Sherd		Whiteware	Indeterminate									Plate body sherd.	1815-	Azizi et al 1996
162.118			22		13	1		1	3	H	Household	Ceramic	Refined Earthenware	Indeterminate		Body Sherd		Whiteware	Printed		Black	Indeterminate						Multiple vessels represented. Black printed decoration presented.	1815-1915	Azizi et al 1996
162.119			22		13	1		1	1	H	Household	Ceramic	Refined Earthenware	Indeterminate		Base Sherd		Whiteware	Printed		Black	Lettering	999					Printed black makers mark on exterior, "..GLAN.."	1815-1915	Azizi et al 1996, Miller et al 2000:12
162.120			22		13	1		1	1	H	Household	Ceramic	Refined Earthenware	Indeterminate		Rim Sherd		Whiteware	Painted		Blue	Indeterminate						Interior mostly spalled. Small amount of blue painted decoration atop rim.	1815-	Azizi et al 1996
162.12			22		13	1		1	8	O	Food Related	Fauna	Bone	Calcine Bone		Fragment										Indeterminate		Calcine bone. One fragment has cut/butcher marks. Two fragments refit.		
162.121			22		13	1		1	1	H	Household	Ceramic	Refined Earthenware	Indeterminate		Body/Rim Sherd		Whiteware	Painted		Red	Indeterminate						Red painted line on interior. Int. & ext.	1830-1880	www.jefpat.org
162.122			22		13	1		1	1	H	Household	Ceramic	Refined Earthenware	Indeterminate		Body/Rim Sherd		Whiteware	Molded Pattern	Painted	Chrome Colors	Floral						Molded floral decoration. Green painted leaves w/ yellow flower.	1830-1880	www.jefpat.org, Miller et al 2000:12
162.123			22		13	1		1	1	H	Household	Ceramic	Refined Earthenware	Plate		Body/Rim Sherd		Whiteware	Painted		Blue	Shell Edge, Unscalloped & Unmolded						Interior partially spalled. Painted shell edge pattern on interior.	1860-1900	www.jefpat.org
162.124			22		13	1		1	1	H	Household	Ceramic	Refined Earthenware	Plate		Body/Rim Sherd		Whiteware	Indeterminate									Scalloped rim. Large plate.	1815-	Azizi et al 1996, Miller et al 2000:12
162.125			22		13	1		1	1	H	Household	Ceramic	Refined Earthenware	Indeterminate		Rim Sherd		Whiteware	Molded Pattern	Gilding	Gold	Indeterminate						Gilded line on interior over molded decoration. Could be saucer.	1870-	Miller et al 2000:13
162.126			22		13	1		1	1	H	Household	Ceramic	Refined Earthenware	Hollowware		Body/Rim Sherd		Whiteware	Gilding		Gold	Indeterminate						Gold gilded decoration on exterior near rim. Possibly a tea cup.	1870-	Miller et al 2000:13, Miller et al 2000:12
162.127			22		13	1		1	1	H	Household	Ceramic	Refined Earthenware	Hollowware		Body Sherd		Whiteware	Decal Overglaze		Green & Pink	Floral						Decal overglazed floral decoration w/ green leaves & pink flowers.	1890-	www.jefpat.org:13
162.128			22		13	1		1	1	H	Household	Ceramic	Refined Earthenware	Indeterminate		Body Sherd		Whiteware	Molded Pattern	Flow Printed	Blue, Dark	Indeterminate						Molded paneled decoration on exterior. Flow printed decoration on interior.	1835-1925	Snyder 1992, Miller et al 2000:13
162.129			22		13	1		1	1	H	Household	Ceramic	Stoneware	Hollowware	Buff	Body Sherd		Salt Glazed, Gray/Buff Bodied	Bristol-Type Slip	Sponged	Blue	Indeterminate						Blue sponged decoration on exterior. Bristol-type slip.	1880-1935	Cheek 2016:89
162.130			22		13	1		1	1	H	Household	Ceramic	Refined Earthenware	Indeterminate		Base Sherd		Whiteware	Printed		Brown	Indeterminate						Printed brown decoration on interior has a sea-scape w/ boats and lettering, "..OUR.". Undercut footring. Exterior mostly spalled.	1818-1915	www.jefpat.org
162.13			22		13	1		1	39	H	Household	Glass	Common Glass	Indeterminate	Aqua	Body Sherd	Indeterminate										Multiple vessels represented.		Miller et al 2000:13
162.131			22		13	1		1	4	H	Household	Ceramic	Coarse Earthenware	Hollowware		Body Sherd		Redware	Lead Glazed	Single Glazed	Brown			w/ self				Glazed on interior. Sherds mend. Incised line on exterior.		
162.132			22		13	1		1	2	H	Household	Ceramic	Coarse Earthenware	Hollowware		Body Sherd		Redware	Lead Glazed	Single Glazed	Brown			Mends w/ self.				Two redware sherds that mend with brown glaze on the interior.		Snyder 1992
162.133			22		13	1		1	2	H	Household	Ceramic	Coarse Earthenware	Hollowware		Body Sherd		Redware	Lead Glazed	Single Glazed	Brown							Curved fragments, pieces mend, interior is glazed, exterior is unglazed		
162.14			22		13	1		1	4	H	Household	Glass	Common Glass	Container Glass	Aqua	Body Sherd	Mold Blown, Indeterminate										Mold seam present. Multiple vessels represented.		
162.15			22		13	1		1	6	H	Household	Glass	Common Glass	Container Glass	Aqua	Body Sherd	Mold Blown, Indeterminate		Embossed			Lettering					Embossed lettering on exterior. Not much embossing visible. Curved sherds. Multiple vessels represented		
162.16			22		13	1		1	5	H	Household	Glass	Common Glass	Container Glass	Amber	Body Sherd	Mold Blown, Indeterminate										Mold seam present. Curved sherds. Multiple vessels represented.		www.jefpat.org
162.17			22		13	1		1	80	H	Household	Glass	Non-Lead Glass	Indeterminate	Colorless	Body Sherd	Indeterminate										Multiple vessels represented.		
162.18			22		13	1		1	1	H	Household	Glass	Non-Lead Glass	Indeterminate	Colorless	Body Sherd	Indeterminate										Tinted yellow by staining.		
162.19			22		13	1		1	1	H	Household	Glass	Non-Lead Glass	Indeterminate	Colorless	Body Sherd	Molded		Molded Pattern			Indeterminate					Slight purple color.		www.jefpat.org
162.2			22		13	1		1	13	H	Architectural	Metal	Iron	Nail		Fragment	Wire											1885-	Wells 2000:326-327, Azizi et al 1996
162.20			22		13	1		1	1	H	Household	Glass	Non-Lead Glass	Container Glass	Colorless	Body Sherd	Pressed		Molded Pattern			Geometric Pattern					Pressed curved colorless body sherd w/ geometric pattern on exterior.		
162.21			22		13	1		1	3	H	Household	Glass	Milk Glass	Indeterminate	White	Body Sherd	Indeterminate										Multiple vessels represented.		Denker & Denker 1985:54-68
162.22			22		13	1		1	1	H	Activities	Ceramic	Coarse Earthenware	Flower Pot		Base Sherd		Redware	Unglazed											Azizi et al 1996
162.23			22		13	1		1	8	H	Household	Ceramic	Coarse Earthenware	Indeterminate		Body Sherd		Redware	Indeterminate	Interior Spalled								Multiple vessels represented. One surface spalled.		Azizi et al 1996
162.24			22		13	1		1	8	H	Household	Ceramic	Coarse Earthenware	Indeterminate		Body Sherd		Redware	Lead Glazed	Single Glazed	Brown							Multiple vessels represented. A couple sherds charred on exterior.		
162.25			22		13	1		1	37	H	Household	Ceramic	Coarse Earthenware	Indeterminate		Body Sherd		Redware	Lead Glazed	Single Glazed	Brown, Dark							Multiple vessels represented. Two pieces mend		
162.26			22		13	1		1	1	H	Household	Ceramic	Refined Earthenware	Indeterminate		Body Sherd		Unidentified Refined Earthenware	Colored Glaze		Green							Exterior has a green colored glaze but is mostly spalled. Interior has a yellow/tan color. Could be a Rockingham style ware.		www.jefpat.org
162.27			22		13	1		1	1	H	Household	Ceramic	Stoneware	Indeterminate	Buff	Body Sherd		Salt Glazed, Gray/Buff Bodied	Bristol-Type Slip	Interior Spalled	White/Gray								1880-1960	Cheek 2016:89, Azizi et al 1996

FS	SB	Fea	TU	STP	Cxt	Strat	Hzn	AU	Count	H/P	Group	Class	Material	Object	Object Color	Part	Manufacture Technique	Ware	1st Decoration	2nd Decoration	Decoration Color	Pattern/Motif	Makers Mark	Mends	Vessel #	Common Name (Species)	Typology	Comments	Dates	Reference
162.28			22		13	1		1	1	H	Household	Ceramic	Indeterminate	Indeterminate		Body Sherd		Indeterminate	Painted		Blue	Indeterminate						Heavily burned ceramic. Could be porcelain or stoneware.		Denker & Denker 1985:54-68
162.29			22		13	1		1	31	H	Household	Ceramic	Refined Earthenware	Indeterminate		Body Sherd		Whiteware	Indeterminate									Multiple vessels represented.	1815-	Azizi et al 1996
162.3			22		13	1		1	76	H	Architectural	Metal	Iron	Nail		Almost Complete	Wire												1885-	Wells 2000:326-327, Miller et al 2000:12
162.30			22		13	1		1	8	H	Household	Ceramic	Refined Earthenware	Indeterminate		Rim Sherd		Whiteware	Indeterminate										1815-	Azizi et al 1996
162.3002			22		13	1		1	1	H	Household	Glass	Non-Lead Glass	Container Glass	Colorless	Body Sherd	Indeterminate							w/ 162, 168	G-0002			Curved colorless body fragments		Miller et al 2000:13
162.31			22		13	1		1	1	H	Household	Ceramic	Refined Earthenware	Indeterminate		Rim Sherd		Whiteware	Printed	Exterior Spalled	Blue	Indeterminate						Printed decoration on interior. Exterior is spalled.	1815-1915	Azizi et al 1996, Miller et al 2000:13
162.32			22		13	1		1	1	H	Household	Ceramic	Refined Earthenware	Indeterminate		Rim Sherd		Whiteware	Painted	Interior Spalled	Blue	Indeterminate						Interior spalled. Small remnants of blue painted decoration on rim.	1815-	Azizi et al 1996, Miller et al 2000:12
162.33			22		13	1		1	1	H	Household	Ceramic	Refined Earthenware	Indeterminate		Base Sherd		Pearlware	Indeterminate	Interior Spalled								Interior spalled. Undercut footring has use wear.	1775-1840	Azizi et al 1996
162.34			22		13	1		1	1	H	Household	Glass	Common Glass	Container Glass	Aqua	Body Sherd	Indeterminate											Most likely part of a paneled container.		
162.35			22		13	1		1	1	H	Household	Glass	Common Glass	Container Glass	Aqua	Body Sherd	Mold Blown, Indeterminate		Molded Pattern			Ribbed						Curved sherd with rounded ribs. Tiny sherd.		Miller et al 2000:12
162.36			22		13	1		1	1	H	Household	Glass	Common Glass	Container Glass	Aqua	Body Sherd	Mold Blown, Indeterminate		Embossed			Lettering						Tiny sherd of an inset panel container. Visible embossing reads, "..MD.."		www.jefpat.org
162.37			22		13	1		1	1	H	Household	Glass	Common Glass	Container Glass	Aqua	Base Sherd	Mold Blown, Indeterminate		Embossed			Lettering						Small sherd. Can't determine much of embossing. Looks like there is part of a star.		Azizi et al 1996
162.38			22		13	1		1	1	H	Household	Glass	Common Glass	Jar	Aqua	Body/Rim Sherd	Mold Blown, Indeterminate											Top of a wide mouth jar with external thread and a ground rim.	1858-1910	www.sha.org/bottle/, Azizi et al 1996
162.39			22		13	1		1	1	H	Household	Glass	Common Glass	Jar	Aqua, Dark	Body/Rim Sherd	Indeterminate											Top of a wide mouth jar with external thread. Probably continuous. Can't tell if its mouth-blown or machine-made.	1875-	www.sha.org/bottle/, Miller et al 2000:12
162.4			22		13	1		1	7	H	Architectural	Metal	Iron	Nail		Complete	Wire											Rusted roofing nails w/ ribs.	1885-	Wells 2000:326-327, Azizi et al 1996
162.40			22		13	1		1	2	H	Household	Glass	Milk Glass	Lid Liner	White, Opaque	Body/Rim Sherd	Pressed		Embossed			Lettering		w/self				Mended sherds. Embossing around the rim reads, "..ALL MASON JARS.."	1869-1945	Miller et al 2000:8, Azizi et al 1996
162.41			22		13	1		1	1	H	Household	Glass	Milk Glass	Lid Liner	White, Opaque	Body/Rim Sherd	Pressed											Small sherd	1869-1945	Miller et al 2000:8, Azizi et al 1996
162.42			22		13	1		1	1	H	Household	Glass	Milk Glass	Lid Liner	White, Opaque	Body Sherd	Pressed											Small sherd	1869-1945	Miller et al 2000:8, Miller et al 2000:12
162.43			22		13	1		1	2	H	Household	Glass	Common Glass	Container Glass	Green/Yellow	Base/Body/Rim Sherd	Pressed		Molded Pattern			Indeterminate						Sherds from the same vessel but do not mend. Uranium glass. Press molded decoration on exterior.		Miller et al 2000:12
162.44			22		13	1		1	1	H	Toy/Recreation	Glass	Common Glass	Marble	Yellow & Orange	Fragment												Yellow & Orange marble fragment. Heavily melted.		Miller et al 2000:12
162.45			22		13	1		1	3	H	Household	Glass	Non-Lead Glass	Indeterminate	Colorless	Body Sherd	Mold Blown, Indeterminate											Multiple vessels represented.		Miller et al 2000:12
162.46			22		13	1		1	6	H	Household	Glass	Non-Lead Glass	Container Glass	Colorless	Body Sherd	Mold Blown, Indeterminate		Embossed			Lettering						Multiple vessels represented. Embossed lettering on exterior.		Miller et al 2000:12
162.47			22		13	1		1	1	H	Household	Glass	Non-Lead Glass	Tumbler	Colorless	Body Sherd	Pressed		Molded Pattern			Paneled						Arched paneled decoration on exterior.		Miller et al 2000:12
162.48			22		13	1		1	1	H	Household	Glass	Non-Lead Glass	Container Glass	Colorless	Base Sherd	Mold Blown, Machine											Base sherd w/ mold seam present.		
162.49			22		13	1		1	1	H	Household	Glass	Non-Lead Glass	Container Glass	Colorless	Base Sherd	Mold Blown, Indeterminate											Colorless base sherd to modern jar or milk bottle. Probably machine made		Miller et al 2000:12
162.5			22		13	1		1	35	H	Architectural	Metal	Iron	Nail		Fragment	Cut												1830-1890	Wells 2000:324-326
162.50			22		13	1		1	3	H	Household	Glass	Non-Lead Glass	Jar	Colorless	Finish	Mold Blown, Indeterminate											Multiple vessels represented. Wide mouth external thread finish fragments. Probably machine made.		Miller et al 2000:12
162.51			22		13	1		1	2	H	Household	Glass	Non-Lead Glass	Indeterminate	Colorless	Rim Sherd	Indeterminate											Two vessels represented. Colorless rim sherds.		
162.52			22		13	1		1	1	H	Household	Glass	Non-Lead Glass	Bottle	Colorless	Finish	Mold Blown, Machine											Crown top finish fragment. Colorless. Machine made.	1910-	www.sha.org/bottle/
162.53			22		13	1		1	1	H	Household	Glass	Non-Lead Glass	Bottle	Colorless	Finish	Mold Blown, Mouth											Patent finish from a small bottle. Mouth blown.	1850-1840	www.sha.org/bottle/, Miller et al 2000:12
162.54			22		13	1		1	1	H	Household	Glass	Non-Lead Glass	Container Glass	Colorless	Finish	Mold Blown, Indeterminate											Ground rim to cylindrical shaped container glass. Probably a jar but could be lamp.		
162.55			22		13	1		1	6	H	Household	Glass	Non-Lead Glass	Indeterminate	Colorless	Body Sherd	Indeterminate											Multiple vessels represented. Colorless that that is slightly solarized/purple.		Miller et al 2000:12
162.56			22		13	1		1	1	H	Household	Glass	Non-Lead Glass	Bottle	Colorless	Finial	Mold Blown, Indeterminate											Patent finish fragment. Solarized/purple color.	1850-1940	www.sha.org/bottle/, Miller et al 2000:12
162.57			22		13	1		1	6	H	Household	Glass	Lead	Indeterminate	Colorless	Body Sherd	Indeterminate											Multiple vessels represented. Lead Glass.		
162.58			22		13	1		1	1	H	Household	Glass	Lead	Indeterminate	Colorless	Body Sherd	Pressed		Molded Pattern			Indeterminate						Molded decoration on exterior. Sharp repeating ribs.		
162.59			22		13	1		1	1	H	Household	Glass	Lead	Container Glass	Colorless	Body Sherd	Mold Blown, Indeterminate		Embossed			Lettering						Embossed lettering on exterior, "D.C..". Lead glass.		Miller et al 2000:12
162.6			22		13	1		1	48	H	Architectural	Glass	Common Glass	Window Glass	Aqua	Fragment														Miller et al 2000:12
162.60			22		13	1		1	1	H	Household	Glass	Lead	Container Glass	Colorless	Base Sherd	Mold Blown, Indeterminate											Cylindrical shaped base sherd. Lead glass.		Miller et al 2000:12
162.61			22		13	1		1	1	H	Lighting	Glass	Lead	Lamp Glass	Colorless	Rim Sherd	Indeterminate											Crimped rim to a lamp.		Miller et al 2000:12
162.62			22		13	1		1	2	H	Household	Glass	Lead	Indeterminate	Colorless	Body Sherd	Indeterminate											Two vessels represented. Slight solarized/purple color. Lead glass.		
162.63			22		13	1		1	1	H	Household	Glass	Lead	Tumbler	Colorless	Body/Rim Sherd	Mold Blown, Indeterminate		Etched			Indeterminate						Horizontal running etched repeating dashes. Slight solarized/purple color.		Miller et al 2000:12
162.64			22		13	1		1	1	H	Household	Glass	Lead	Indeterminate	Colorless	Rim Sherd	Indeterminate											Ground rim fragment. Could be a jar or lamp. Slight solarized/purple color.		Miller et al 2000:12
162.65			22		13	1		1	1	H	Household	Glass	Lead	Jar	Colorless	Lid	Pressed		Embossed			Lettering						Screw top lid. Spaced vertical ribs on exterior. Embossed lettering on top exterior of lid.		Miller et al 2000:12
162.66			22		13	1		1	1	H	Household	Glass	Milk Glass	Indeterminate	White	Body Sherd	Indeterminate											Milk glass body sherd. Heavily patinated.		
162.67			22		13	1		1	1	O	Indeterminate	Fauna	Bone	Bone		Complete										Unidentified Bird				www.jefpat.org

FS	SB	Fea	TU	STP	Cxt	Strat	Hzn	AU	Count	H/P	Group	Class	Material	Object	Object Color	Part	Manufacture Technique	Ware	1st Decoration	2nd Decoration	Decoration Color	Pattern/Motif	Makers Mark	Mends	Vessel #	Common Name (Species)	Typology	Comments	Dates	Reference
162.68			22		13	1		1	1	O	Indeterminate	Fauna	Bone	Bone		Fragment												Vertebrae.		
162.69			22		13	1		1	1	O	Indeterminate	Fauna	Bone	Bone		Fragment										Unidentified Mammal				Wells 2000:324-326
162.7			22		13	1		1	7	H	Architectural	Ceramic	Coarse Earthenware	Brick, Fragment	Orange															
162.70			22		13	1		1	2	O	Food Related	Fauna	Bone	Bone		Fragment										Unidentified Bird		Cut long bird bones.		
162.71			22		13	1		1	12	O	Food Related	Fauna	Bone	Bone		Fragment										Unidentified Mammal		Multiple cut mammal bones.		
162.72			22		13	1		1	2	O	Food Related	Fauna	Shell	Shell Hinge		Complete										Oyster				Azizi et al 1996
162.73			22		13	1		1	6	O	Food Related	Fauna	Shell	Shell Fragment												Indeterminate				Azizi et al 1996
162.74			22		13	1		1	2	H	Architectural	Metal	Iron	Nail		Fragment	Cut												1810-1835	Wells 2000:324-326
162.75			22		13	1		1	19	H	Architectural	Metal	Iron	Nail		Fragment	Cut												1830-1890	Wells 2000:324-326, Azizi et al 1996
162.76			22		13	1		1	11	H	Architectural	Metal	Iron	Spike		Complete	Wire												1890-	Wells 2000
162.77			22		13	1		1	1	H	Hardware	Metal	Iron	Bolt/Nut		Complete	Indeterminate											Large rusted bolt w/ washer & nut		Azizi et al 1996
162.78			22		13	1		1	2	H	Hardware	Metal	Iron	Bolt/Nut		Complete	Indeterminate											Two bolts w/ nuts. Rusted.		
162.79			22		13	1		1	2	H	Hardware	Metal	Iron	Screw		Complete	Indeterminate											Rusted screws.		
162.80			22		13	1		1	1	H	Hardware	Metal	Iron	Staple		Fragment	Indeterminate													Azizi et al 1996
162.8			22		13	1		1	8	H	Fuel	Lithic	Coal	Coal Fragment															
162.81			22		13	1		1	2	H	Indeterminate	Metal	Iron	Indeterminate		Fragment	Indeterminate											Two circular objects. Could be grommets.		
162.82			22		13	1		1	1	H	Hardware	Metal	Iron	Spike		Almost Complete	Wire													
162.83			22		13	1		1	1	H	Indeterminate	Metal	Iron	Indeterminate		Fragment												Thick gauged iron wire.		
162.84			22		13	1		1	1	H	Indeterminate	Metal	Iron	Indeterminate		Fragment												thin rusted wire.		www.jefpat.org
162.85			22		13	1		1	1	H	Indeterminate	Metal	Iron	Indeterminate		Complete												Rusted wire loop w/ ring.		
162.86			22		13	1		1	1	H	Indeterminate	Metal	Iron	Indeterminate		Fragment												Thin curved rusted iron fragment. Could be a furniture trim.		
162.87			22		13	1		1	1	H	Arms	Metal	Copper Alloy	Shotgun Shell		Fragment												Copper alloy shotgun shell back.		
162.88			22		13	1		1	2	H	Hardware	Metal	Iron	Door Knob		Fragment	Wrought & Cast											Old door knob parts. Iron cylindrical slide w/ a cast interior of a knob.		Denker & Denker 1985:54-68
162.89			22		13	1		1	1	H	Hardware	Metal	Iron	Indeterminate		Fragment	Indeterminate											Rectangular shaped iron item w/ a hole on end. Probably a file cabinet label holder. Partially rusted.		Azizi et al 1996
162.9			22		13	1		1	2	H	Indeterminate	Metal	Copper Alloy	Grommet		Fragment												Possible clothing grommet.		Denker & Denker 1985:54-68
162.90			22		13	1		1	1	H	Hardware	Metal	Copper Alloy	Staple		Complete	Indeterminate											Bent staple.		Denker & Denker 1985:54-68
162.91			22		13	1		1	1	H	Hardware	Metal	Copper Alloy	Indeterminate		Complete	Indeterminate											Riveted cupreous item has a square body w/ a hole through it. Two extended tabs on two ends. Top is flared. Could have been used to hold leather.		Miller et al 2000:12
162.92			22		13	1		1	1	H	Hardware	Metal	Copper Alloy	Washer		Complete	Indeterminate											Small cupreous washer.		www.sodasandbeers.com
162.93			22		13	1		1	1	H	Hardware	Metal	Copper Alloy	Indeterminate		Fragment	Indeterminate											flat riveted cupreous metal fragment. Curled bent edges.		
162.94			22		13	1		1	1	H	Hardware	Metal	Copper Alloy	Buckle		Almost Complete	Indeterminate											Thin buckle. Probably to a watch band.		
162.95			22		13	1		1	1	H	Personal	Metal	Copper Alloy	Button		Almost Complete	Indeterminate		Molded Pattern			Lettering						Lettering on button reads, "BARNHART". Missing shank.		Miller et al 2000:12
162.96			22		13	1		1	1	H	Personal	Metal	Copper Alloy	Button		Almost Complete	Stamped		Molded Pattern			Indeterminate						Riveted stamp cupreous military button. U.S. Military, Probably army, button w/ eagle & shield on front. Wire loop shank missing. Back says, "WATERBURY BUTTON...". The begin date is based off of the back mark on the button that is listed in extra info	1849-	Albert 1976:464
162.97			22		13	1		1	1	H	Household	Synthetic	Rubber	Jar	Red	Lid	Indeterminate											Red jar lid liner. Rubber.		Miller et al 2000:12
162.98			22		13	1		1	1	O	Food Related	Flora	Seed	Peach Pit		Fragment												Peach pit fragment. Slightly charred.		
162.99			22		13	1		1	2	H	Household	Ceramic	Stoneware	Indeterminate	Buff	Body Sherd		Salt Glazed, Gray/Buff Bodied	Albany-Type Slip		Brown, Dark							Two vessels represented. Dark brown Albany slip on interior Brown color wash on exterior. Probably hollowware.	1805-1940	Miller et al 2000:10
163.1			22		34	2			10	H	Architectural	Glass	Common Glass	Window Glass	Aqua	Fragment														
163.10			22		34	2			1	O	Food Related	Fauna	Bone	Bone		Fragment										Unidentified Mammal		Cut/butcher marks.		
163.11			22		34	2			2	O	Indeterminate	Fauna	Bone	Bone		Fragment										Unidentified Mammal		Two mammals represented.		
163.12			22		34	2			3	O	Indeterminate	Fauna	Bone	Tooth		Fragment										Unidentified Mammal		Multiple mammal teeth represented.		Miller et al 2000:12
163.13			22		34	2			1	O	Indeterminate	Fauna	Bone	Bone		Fragment										Indeterminate				
163.14			22		34	2			2	H	Household	Glass	Common Glass	Indeterminate	Olive, Light	Body Sherd	Indeterminate											Sherds from the same vessel. But do not mend.		
163.15			22		34	2			1	H	Household	Glass	Common Glass	Bottle	Amber	Base/Body Sherd	Mold Blown, Indeterminate		Colored Glaze		Green							Probably machine made. Square or rectangular shaped bottle. Embossed lettering on ext. base.		Miller et al 2000:12
163.16			22		34	2			1	H	Household	Glass	Non-Lead Glass	Container Glass	Colorless	Body Sherd	Pressed		Molded Pattern			Indeterminate						Molded decoration on exterior has horizontal ribs w/ diamond shaped notches in between ribs.		
163.17			22		34	2			1	H	Household	Glass	Lead	Indeterminate	Colorless	Body Sherd	Indeterminate													
163.18			22		34	2			2	H	Household	Glass	Lead	Indeterminate	Colorless	Body Sherd	Mold Blown, Indeterminate											Two vessels represented.		Wells 2000:324-326
163.19			22		34	2			1	H	Household	Ceramic	Stoneware	Indeterminate	Gray	Body Sherd		Salt Glazed, Gray/Buff Bodied	Miscellaneous Brown Slip		Brown							Brown slip on interior.		
163.20			22		34	2			1	H	Household	Ceramic	Stoneware	Indeterminate	Buff	Body Sherd		Salt Glazed, Gray/Buff Bodied	Albany-Type Slip		Brown, Dark							Dark brown slip on one surface.	1805-1940	Miller et al 2000:10
163.2			22		34	2			2	H	Architectural	Ceramic	Coarse Earthenware	Brick, Fragment	Orange															
163.21			22		34	2			1	H	Household	Ceramic	Stoneware	Indeterminate	Gray	Body Sherd		Salt Glazed, Gray/Buff Bodied	Painted	Interior Spalled	Blue	Indeterminate						Interior spalled. Painted blue decoration on exterior.		Miller et al 2000:12
163.22			22		34	2			24	H	Household	Ceramic	Coarse Earthenware	Indeterminate		Body Sherd		Redware	Lead Glazed	Single Glazed	Brown, Dark							Multiple vessels represented.		
163.23			22		34	2			2	H	Household	Ceramic	Coarse Earthenware	Hollowware		Body Sherd		Redware	Lead Glazed	Single Glazed	Brown, Dark							Incised/ tie-down lines. Two vessels represented.		
163.24			22		34	2			13	H	Household	Ceramic	Coarse Earthenware	Indeterminate		Body Sherd		Redware	Lead Glazed	Single Glazed	Brown							Multiple vessels represented.		
163.25			22		34	2			8	H	Household	Ceramic	Coarse Earthenware	Indeterminate		Body Sherd		Redware	Lead Glazed	Single Glazed	Brown, Light							Multiple vessels represented. Two sherds mend. One sherd charred.		Miller et al 2000:12
163.26			22		34	2			1	H	Household	Ceramic	Coarse Earthenware	Indeterminate		Base Sherd		Redware	Lead Glazed	Single Glazed	Brown, Dark							Dark brown glaze on interior. Exterior unglazed. Exterior is burned.		
163.27			22		34	2			1	H	Household	Ceramic	Coarse Earthenware	Indeterminate		Base Sherd		Redware	Indeterminate	Interior Spalled								Interior spalled. Burned.		
163.28			22		34	2			2	H	Household	Ceramic	Coarse Earthenware	Jar		Rim Sherd		Redware	Lead Glazed	Single Glazed	Brown	Indeterminate						Sherds mend. Heavily burned or overfired.		
163.29			22		34	2			10	H	Household	Ceramic	Refined Earthenware	Indeterminate		Body/Rim Sherd		Yellowware	Indeterminate									Two sherds mend. All from the same vessel.	1828-1940	www.jefpat.org

FS	SB	Fea	TU	STP	Cxt	Strat	Hzn	AU	Count	H/P	Group	Class	Material	Object	Object Color	Part	Manufacture Technique	Ware	1st Decoration	2nd Decoration	Decoration Color	Pattern/Motif	Makers Mark	Mends	Vessel #	Common Name (Species)	Typology	Comments	Dates	Reference
163.3			22		34	2			15	H	Architectural	Metal	Iron	Nail		Fragment	Indeterminate													
163.30			22		34	2			1	H	Indeterminate	Fauna	Shell	Indeterminate		Fragment												Circular shell object. Probably to a button or other clothing item.		
163.31			22		34	2			1	H	Household	Ceramic	Refined Earthenware	Indeterminate		Body Sherd		White Granite	Undecorated									Curved white granite body sherd.	1840-1930	www.jefpat.org
163.32			22		34	2			2	H	Household	Ceramic	Refined Earthenware	Indeterminate		Body/Rim Sherd		White Granite	Undecorated									Large white granite hollowware. Flared rim. Sherds mend.	1840-1930	www.jefpat.org
163.33			22		34	2			1	H	Household	Ceramic	Refined Earthenware	Indeterminate		Base Sherd		White Granite	Indeterminate									White granite base sherd. Large vessel. Rounded footing.	1840-1930	www.jefpat.org, Denker & Denker 1985:54-58
163.34			22		34	2			8	H	Household	Ceramic	Refined Earthenware	Indeterminate		Body Sherd		Whiteware	Indeterminate									Multiple vessels represented.	1815-	Azizi et al 1996
163.35			22		34	2			2	H	Household	Ceramic	Refined Earthenware	Indeterminate		Base Sherd		Whiteware	Indeterminate									Two vessels represented. Rounded footring.	1815-	Azizi et al 1996, Miller et al 2000:12
163.36			22		34	2			1	H	Household	Ceramic	Refined Earthenware	Flatware		Rim Sherd		Whiteware	Molded Pattern			Indeterminate						Molded pattern on interior.	1815-	Azizi et al 1996
163.37			22		34	2			3	H	Household	Ceramic	Refined Earthenware	Plate		Body Sherd		Whiteware	Printed		Brown	Employ Time Well						Sherds do not mend but are from the same vessel. Printed pattern on interior Has a brown decoration w/ brown lettering, "..u meanest t..". Found on TCC pattern is Employ Time Well from Dr. Franklin Maxims. Pattern #11972. Extra info	1818-1915	www.jefpat.org
163.38			22		34	2			1	H	Household	Ceramic	Refined Earthenware	Indeterminate		Body Sherd		Whiteware	Printed	Interior Spalled	Blue	Indeterminate						Printed blue decoration on exterior. Probably a floral pattern. Interior spalled.	1815-1915	Azizi et al 1996
163.39			22		34	2			1	H	Household	Ceramic	Refined Earthenware	Indeterminate		Body Sherd		Whiteware	Painted		Chrome Colors	Floral						Painted floral decoration on interior has black stems w/ green leaves & blue flower.	1830-1880	www.jefpat.org
163.40			22		34	2			2	H	Household	Ceramic	Refined Earthenware	Plate		Body/Rim Sherd		Whiteware	Molded Pattern	Painted	Chrome Colors	Floral						Sherds do not mend but are from the same vessel. Molded floral decoration on interior. Painted yellow, red & green over the molded decoration. Scalloped rim.	1830-1880	www.jefpat.org
163.4			22		34	2			8	H	Architectural	Metal	Iron	Nail		Fragment	Cut													
163.41			22		34	2			2	H	Household	Ceramic	Refined Earthenware	Indeterminate		Body Sherd		Whiteware	Dipt		Blue	Banded						Probably from the same vessel. Dipt blue banded decoration on interior.	1815-1920	Azizi et al 1996
163.42			22		34	2			1	H	Household	Ceramic	Refined Earthenware	Tableware, General		Body/Rim Sherd		Pearlware/Whiteware	Molded Pattern	Painted	Blue	Shell Edge, Unscalloped, Impressed Repetitive						Molded shell edge pattern on interior. Blue painted. Unscalloped. Exterior spalled.	1840-1870	www.jefpat.org
163.43			22		34	2			2	H	Household	Ceramic	Refined Earthenware	Indeterminate		Body Sherd		Pearlware	Indeterminate	Interior Spalled								Two vessels represented. Interior spalled.	1775-1840	Azizi et al 1996
163.44			22		34	2			3	H	Household	Ceramic	Refined Earthenware	Indeterminate		Body Sherd		Unidentified Refined Earthenware	Both Surfaces Spalled									Multiple vessels represented.		
163.45			22		34	2			1	H	Household	Ceramic	Porcelain	Hollowware		Body Sherd		Bone China	Sprig Molded	Dipt	Blue	Indeterminate						Blue colored glaze w/ white sprig molded decoration.	1840-	www.jefpat.org
163.5			22		34	2			3	H	Architectural	Metal	Iron	Nail		Fragment	Cut												1830-1890	Wells 2000:324-326
163.6			22		34	2			4	H	Architectural	Metal	Iron	Nail		Fragment	Wire												1885-	Wells 2000:326-327
163.7			22		34	2			1	H	Architectural	Metal	Iron	Spike		Almost Complete	Wire												1890-	Wells 2000
163.8			22		34	2			9	H	Indeterminate	Metal	Iron	Indeterminate		Fragment												Multiple iron fragments. Rusted.		
163.9			22		34	2			3	O	Food Related	Fauna	Shell	Shell Hinge		Fragment										Oyster				
164.10			36		13	1		1	3	H	Household	Ceramic	Refined Earthenware	Indeterminate		Body Sherd		Whiteware	Printed		Blue	Indeterminate						printed on one surface, sherds from multiple vessels	1815-1915	Azizi et al 1996
164.1			36		13	1		1	8	H	Architectural	Ceramic	Coarse Earthenware	Brick, Fragment	Orange															
164.11			36		13	1		1	1	H	Household	Ceramic	Refined Earthenware	Flatware		Rim Sherd		Whiteware	Molded Pattern	Painted	Blue	Indeterminate						small sherd with a molded edge decoration, painted blue	1820-1835	www.jefpat.org
164.12			36		13	1		1	2	H	Household	Ceramic	Refined Earthenware	Indeterminate		Body Sherd		Pearlware	Printed	Exterior Spalled	Blue, Dark	Old Blue-Floral							1815-1840	Azizi et al 1996
164.13			36		13	1		1	1	H	Household	Ceramic	Refined Earthenware	Indeterminate		Body Sherd		Whiteware	Flow Painted		Blue	Floral						painted on the interior surface	1835-1925	Snyder 1992
164.14			36		13	1		1	1	H	Household	Ceramic	Refined Earthenware	Hollowware		Body Sherd		Whiteware	Decal Overglaze		Blue, Green	Floral						decorated on the exterior surface	1890-2017	www.jefpat.org
164.15			36		13	1		1	1	H	Household	Ceramic	Porcelain	Indeterminate		Rim Sherd		Bone China	Indeterminate										1794-	Miller et al 2000:9
164.16			36		13	1		1	6	H	Household	Ceramic	Refined Earthenware	Indeterminate		Rim Sherd		Whiteware	Indeterminate									sherds from multiple vessels	1815-2017	Azizi et al 1996
164.17			36		13	1		1	14	H	Household	Ceramic	Refined Earthenware	Indeterminate		Body Sherd		Pearlware	Indeterminate									sherds from multiple vessels	1775-1840	Azizi et al 1996
164.18			36		13	1		1	35	H	Household	Ceramic	Refined Earthenware	Indeterminate		Body Sherd		Whiteware	Indeterminate									sherds from multiple vessels	1815-2017	Azizi et al 1996
164.19			36		13	1		1	1	H	Household	Ceramic	Refined Earthenware	Saucer		Base Sherd		Whiteware	Indeterminate									base sherd with footring and center well	1815-2017	Azizi et al 1996
164.20			36		13	1		1	1	H	Household	Ceramic	Refined Earthenware	Indeterminate		Rim Sherd		Whiteware	Molded Pattern	Gilding	Gold	Beaded						beaded pattern and gold gilded line around the rim edge	1870-2017	Miller et al 2000:13, Miller 1993
164.2			36		13	1		1	5	H	Fuel	Lithic	Coal	Coal Fragment	Brown														
164.21			36		13	1		1	2	H	Household	Ceramic	Refined Earthenware	Indeterminate		Rim Sherd		Whiteware	Molded Pattern			Beaded						beaded pattern around a scalloped rim, sherds mend	1815-2017	Azizi et al 1996
164.22			36		13	1		1	1	H	Household	Ceramic	Porcelain	Tea Cup		Handle		Porcelain, Hard Paste	Indeterminate									almost complete handle sherd		
164.23			36		13	1		1	1	H	Household	Ceramic	Porcelain	Indeterminate		Base Sherd		Porcelain, Chinese Export	Painted		Red	Indeterminate						vessel with a footring, small single line on red painting on the interior surface		
164.24			36		13	1		1	2	H	Household	Ceramic	Refined Earthenware	Indeterminate		Body Sherd		Yellowware	Indeterminate										1828-1940	www.jefpat.org
164.25			36		13	1		1	4	O	Food Related	Fauna	Bone	Bone		Fragment										Unidentified Mammal		cut/sawn bone fragments		Miller et al 2000:12
164.26			36		13	1		1	6	O	Indeterminate	Fauna	Bone	Bone		Fragment										Unidentified Mammal		long bone fragments with no butcher marks		
164.27			36		13	1		1	2	O	Indeterminate	Fauna	Bone	Tooth		Fragment										Unidentified Mammal				
164.28			36		13	1		1	6	O	Indeterminate	Fauna	Bone	Bone		Fragment										Unidentified Bird		no butcher marks		Miller et al 2000:12
164.29			36		13	1		1	2	H	Household	Ceramic	Coarse Earthenware	Indeterminate		Body Sherd		Redware	Unglazed									sherds from multiple vessels		Wells 2000:324-326
164.3			36		13	1		1	2	H	Architectural	Lithic	Slate	Building Material	Gray	Fragment												flat fragments		Miller et al 2000:12
164.30			36		13	1		1	2	H	Household	Ceramic	Coarse Earthenware	Indeterminate		Body Sherd		Redware	Lead Glazed	Exterior Spalled	Brown							sherds from multiple vessels		
164.31			36		13	1		1	2	H	Household	Ceramic	Coarse Earthenware	Hollowware		Body Sherd		Redware	Lead Glazed	Double Glazed	Brown							sherds from multiple vessels		
164.32			36		13	1		1	23	H	Household	Ceramic	Coarse Earthenware	Hollowware		Body Sherd		Redware	Lead Glazed	Single Glazed	Brown							sherds from multiple vessels		Azizi et al 1996
164.33			36		13	1		1	3	H	Household	Ceramic	Coarse Earthenware	Jar		Rim Sherd		Redware	Lead Glazed	Single Glazed	Brown							sherds from multiple vessels		
164.34			36		13	1		1	2	H	Household	Ceramic	Coarse Earthenware	Jar		Rim Sherd		Redware	Interior Spalled									sherds from multiple vessels		
164.35			36		13	1		1	1	H	Household	Ceramic	Coarse Earthenware	Hollowware		Base Sherd		Redware	Lead Glazed	Single Glazed	Brown							flat bottom vessel		Miller et al 2000:12

FS	SB	Fea	TU	STP	Cxt	Strat	Hzn	AU	Count	H/P	Group	Class	Material	Object	Object Color	Part	Manufacture Technique	Ware	1st Decoration	2nd Decoration	Decoration Color	Pattern/Motif	Makers Mark	Mends	Vessel #	Common Name (Species)	Typology	Comments	Dates	Reference
164.36			36		13	1		1	3	H	Household	Ceramic	Coarse Earthenware	Dish		Body/Rim Sherd		Redware	Slip Decorated	Single Glazed	Yellow & Green	Trailed Slip		self				Germany-style coggled rim. 4 straight yellow slip lines visible with one wavy green slip line on top of them. Do not mend with but likely belong to the same vessel as the sherds in FS # 91.71 & 245.17.	-1870	
164.37			36		13	1		1	1	H	Household	Ceramic	Coarse Earthenware	Pan/Dish		Body Sherd		Redware	Slip Decorated	Copper Highlights	Yellow	Trailed Slip							-1870	
164.38			36		13	1		1	1	H	Household	Ceramic	Stoneware	Hollowware	Gray	Body Sherd		Salt Glazed, Gray/Buff Bodied	Indeterminate										
164.39			36		13	1		1	1	H	Household	Ceramic	Coarse Earthenware	Indeterminate		Body Sherd		Unidentified Coarse Earthenware	Lead Glazed	Exterior Spalled	Brown						buff bodied earthenware with a thick brown lead glaze		
164.4			36		13	1		1	1	H	Household	Ceramic	Refined Earthenware	Flatware		Body Sherd		Whiteware	Printed		Red	Floral					printed on one surface	1829-1915	www.jefpat.org
164.40			36		13	1		1	60	H	Architectural	Glass	Common Glass	Window Glass	Aqua	Fragment											various color shades		
164.41			36		13	1		1	18	H	Household	Glass	Common Glass	Container Glass	Aqua	Body Sherd	Mold Blown, Indeterminate										sherds from multiple vessels		
164.42			36		13	1		1	1	H	Household	Glass	Common Glass	Bottle, Panel	Aqua	Body Sherd	Mold Blown, Indeterminate												
164.43			36		13	1		1	1	H	Household	Glass	Common Glass	Container Glass	Green	Body Sherd	Mold Blown, Indeterminate												
164.44			36		13	1		1	1	H	Household	Glass	Common Glass	Container Glass	Amber	Body Sherd	Mold Blown, Indeterminate												
164.45			36		13	1		1	1	H	Household	Glass	Common Glass	Tableware, General	Green	Rim Sherd	Pressed		Molded Pattern			Indeterminate							
164.46			36		13	1		1	1	H	Household	Glass	Non-Lead Glass	Container Glass	Colorless	Body Sherd	Mold Blown, Indeterminate		Embossed			Lettering					embossed "...FAR..."		
164.47			36		13	1		1	4	H	Electrical	Glass	Non-Lead Glass	Lamp Glass	Colorless	Body Sherd	Indeterminate												Miller et al 2000:12
164.48			36		13	1		1	1	H	Household	Glass	Non-Lead Glass	Jar	Colorless	Rim Sherd	Mold Blown, Indeterminate										threaded closure		
164.49			36		13	1		1	2	H	Household	Glass	Lead	Container Glass	Colorless	Body Sherd	Mold Blown, Indeterminate												
164.5			36		13	1		1	1	H	Household	Ceramic	Refined Earthenware	Flatware		Base Sherd		Pearlware	China Glaze, Painted		Blue	Indeterminate					base sherd with footring	1775-1810	Miller et al 2000:12
164.50			36		13	1		1	2	H	Household	Glass	Non-Lead Glass	Container Glass	Colorless	Rim Sherd	Mold Blown, Indeterminate												
164.51			36		13	1		1	29	H	Household	Glass	Non-Lead Glass	Container Glass	Colorless	Body Sherd	Mold Blown, Indeterminate										sherds from multiple vessels		
164.52			36		13	1		1	4	H	Household	Glass	Milk Glass	Indeterminate	White	Body Sherd	Indeterminate												
164.53			36		13	1		1	7	H	Indeterminate	Synthetic	Plastic	Indeterminate	Various	Fragment											various color fragments of plastic	1915-	Miller et al 2000:16
164.54			36		13	1		1	1	H	Arms	Metal	Copper Alloy	Cartridge Case		Complete											.22 caliber		
164.55			36		13	1		1	1	H	Arms	Metal	Copper Alloy	Shotgun Shell		Fragment											corroded		
164.56			36		13	1		1	1	H	Household	Metal	Iron	Bottle Closure		Complete											rusted Crown Cap	1892-	Miller et al 2000:8, Miller et al 2000:12
164.57			36		13	1		1	1	H	Indeterminate	Metal	Iron	Pipe		Fragment											rusted fragment		Miller et al 2000:12
164.58			36		13	1		1	1	H	Indeterminate	Metal	Iron	Indeterminate		Fragment	Cast										angled cast iron fragment		Azizi et al 1996
164.59			36		13	1		1	4	H	Indeterminate	Metal	Iron	Rod		Fragment											thin iron rod/wire fragments		Miller et al 2000:12
164.6			36		13	1		1	1	H	Household	Ceramic	Refined Earthenware	Indeterminate		Body Sherd		Whiteware	Painted		Chrome Colors	Floral					painted on the interior surface	1830-1880	www.jefpat.org
164.60			36		13	1		1	28	H	Architectural	Metal	Iron	Nail		Complete	Cut										rusted cut nail, machine headed	1830-1890	Wells 2000:324-326
164.61			36		13	1		1	12	H	Architectural	Metal	Iron	Nail		Complete	Wire											1885-	Wells 2000:326-327, Miller et al 2000:13
164.62			36		13	1		1	1	H	Indeterminate	Flora	Fabric	Indeterminate		Fragment											long fabric tube		
164.63			36		13	1		1	2	H	Activities	Ceramic	Coarse Earthenware	Flower Pot		Rim Sherd		Redware	Undecorated				Mends w/ self				Thick undecorated flower pot rim.		
164.7			36		13	1		1	2	H	Household	Ceramic	Refined Earthenware	Hollowware		Body Sherd		Whiteware	Dipt		Blue	Banded					sherds from multiple vessels	1815-1920	Azizi et al 1996
164.8			36		13	1		1	1	H	Household	Ceramic	Refined Earthenware	Indeterminate		Body Sherd		Pearlware	Printed		Blue	Indeterminate					printed on one surface	1803-1830	www.jefpat.org
164.9			36		13	1		1	4	H	Household	Ceramic	Refined Earthenware	Flatware		Rim Sherd		Pearlware	Printed		Blue	Indeterminate					printed on one surface, sherds from multiple vessels	1803-1830	www.jefpat.org
165.1			36		34	2			2	H	Architectural	Glass	Common Glass	Window Glass	Aqua	Fragment													Azizi et al 1996
165.10			36		34	2			1	H	Household	Ceramic	Refined Earthenware	Indeterminate		Body Sherd		Whiteware	Indeterminate									1815-	Azizi et al 1996
165.11			36		34	2			1	H	Household	Ceramic	Refined Earthenware	Indeterminate		Body Sherd		Pearlware	Painted		Blue	Floral					Blue floral painted decoration present.	1775-1830	Miller et al 2000:12
165.12			36		34	2			1	H	Household	Ceramic	Refined Earthenware	Hollowware		Body Sherd		Pearlware	Dipt		Brown, Blue, & White	Multi-Chambered Slip					Dipt decoration has brown background w/ light blue, white & dark brown multi-chambered slip decoration.	1811-1860	www.jefpat.org
165.2			36		34	2			2	H	Architectural	Metal	Iron	Nail		Fragment	Cut										Two cut nail fragments.		
165.3			36		34	2			1	O	Indeterminate	Fauna	Bone	Tooth		Fragment										Unidentified Mammal			
165.4			36		34	2			1	H	Personal	Synthetic	Plastic	Button	White	Complete											4-hole plastic white button.		
165.5			36		34	2			1	H	Indeterminate	Glass	Lead	Indeterminate	Colorless	Complete	Indeterminate										Small ovoid glass object. Probably an inlay for jewelry.		Schenning 2009:34
165.6			36		34	2			1	H	Household	Glass	Common Glass	Indeterminate	Aqua	Body Sherd	Indeterminate												
165.7			36		34	2			1	H	Household	Ceramic	Coarse Earthenware	Indeterminate		Body Sherd		Redware	Lead Glazed	Single Glazed	Brown, Light								
165.8			36		34	2			1	H	Household	Ceramic	Coarse Earthenware	Indeterminate		Body Sherd		Redware	Lead Glazed	Single Glazed	Brown								
165.9			36		34	2			1	H	Household	Ceramic	Refined Earthenware	Indeterminate		Body Sherd		White Granite	Indeterminate	Interior Spalled							Interior spalled.	1840-1930	www.jefpat.org, Azizi et al 1996
166.1			22		Clean-up				5	H	Architectural	Glass	Common Glass	Window Glass	Aqua	Fragment													
166.10			22		Clean-up				6	H	Household	Glass	Common Glass	Indeterminate	Aqua	Body Sherd	Indeterminate												
166.11			22		Clean-up				1	H	Household	Glass	Common Glass	Container Glass	Aqua	Body Sherd	Mold Blown, Indeterminate		Embossed			Lettering					Embossed lettering on exterior.		
166.12			22		Clean-up				1	H	Household	Glass	Milk Glass	Indeterminate	White	Body Sherd	Mold Blown, Indeterminate										Could be a lid liner.		
166.13			22		Clean-up				2	H	Household	Glass	Non-Lead Glass	Indeterminate	Colorless	Body Sherd	Indeterminate										Two vessels represented.		
166.14			22		Clean-up				1	H	Household	Glass	Non-Lead Glass	Container Glass	Colorless	Body Sherd	Mold Blown, Indeterminate		Embossed			Lettering					Embossed lettering on exterior.		www.jefpat.org
166.15			22		Clean-up				1	H	Architectural	Metal	Iron	Tack		Fragment	Indeterminate										Very tiny tack		
166.16			22		Clean-up				1	H	Household	Ceramic	Stoneware	Indeterminate	Gray	Body Sherd		Salt Glazed, Gray/Buff Bodied											
166.17			22		Clean-up				2	H	Household	Ceramic	Coarse Earthenware	Indeterminate		Body Sherd		Redware	Lead Glazed	Single Glazed	Brown						Two vessels represented. One sherd is lightly charred.		
166.18			22		Clean-up				1	H	Household	Ceramic	Coarse Earthenware	Indeterminate		Body Sherd		Redware	Lead Glazed	Single Glazed	Brown, Dark								Wells 2000:324-326

FS	SB	Fea	TU	STP	Cxt	Strat	Hzn	AU	Count	H/P	Group	Class	Material	Object	Object Color	Part	Manufacture Technique	Ware	1st Decoration	2nd Decoration	Decoration Color	Pattern/Motif	Makers Mark	Mends	Vessel #	Common Name (Species)	Typology	Comments	Dates	Reference
166.19			22		Clean-up				1	H	Household	Ceramic	Coarse Earthenware	Jar		Body/Rim Sherd		Redware	Lead Glazed	Single Glazed	Brown, Dark									
166.2			22		Clean-up				16	H	Architectural	Metal	Iron	Nail		Fragment	Indeterminate													
166.20			22		Clean-up				1	H	Household	Ceramic	Coarse Earthenware	Indeterminate		Rim Sherd		Redware	Lead Glazed	Single Glazed	Brown							Brown glaze on interior. Exterior unglazed. Probably a bowl.		
166.21			22		Clean-up				1	H	Household	Ceramic	Refined Earthenware	Indeterminate		Body Sherd		Unidentified Refined Earthenware	Colored Glaze		Green, Light							Light green colored glaze on exterior. Interior has no glaze. Probably 20th century earthenware.		www.jefpat.org
166.22			22		Clean-up				3	H	Household	Ceramic	Refined Earthenware	Indeterminate		Body Sherd		Whiteware	Indeterminate									Sherds mend.	1815-	Azizi et al 1996
166.23			22		Clean-up				2	H	Household	Ceramic	Refined Earthenware	Indeterminate		Base Sherd		Whiteware	Indeterminate	Interior Spalled								Sherds mend.	1815-	Azizi et al 1996
166.24			22		Clean-up				1	H	Household	Ceramic	Refined Earthenware	Indeterminate		Rim Sherd		Whiteware	Printed	Exterior Spalled	Blue	Indeterminate						Printed blue decoration on interior. Exterior is spalled.	1815-1915	Azizi et al 1996
166.25			22		Clean-up				1	H	Household	Ceramic	Refined Earthenware	Indeterminate		Rim Sherd		Whiteware	Printed		Black	Indeterminate						Interior has a printed black decoration. Interior is partially spalled.	1815-1915	Azizi et al 1996
166.26			22		Clean-up				3	H	Household	Ceramic	Refined Earthenware	Indeterminate		Body Sherd		Whiteware	Printed		Brown	Indeterminate						Multiple vessels represented.	1818-1915	www.jefpat.org, Azizi et al 1996
166.27			22		Clean-up				1	H	Household	Ceramic	Refined Earthenware	Indeterminate		Body Sherd		Whiteware	Painted	Exterior Spalled	Blue	Indeterminate						Painted decoration on interior.	1815-	Azizi et al 1996
166.3			22		Clean-up				5	H	Architectural	Metal	Iron	Nail		Almost Complete	Wire												1885-	Wells 2000:326-327
166.4			22		Clean-up				5	H	Architectural	Metal	Iron	Nail		Fragment	Cut												1830-1890	Wells 2000:324-326
166.5			22		Clean-up				1	H	Hardware	Metal	Iron	Washer		Complete	Indeterminate													
166.7			22		Clean-up				1	H	Indeterminate	Metal	Iron	Indeterminate		Fragment												Flat & bent iron fragment.		www.jefpat.org
166.8			22		Clean-up				1	H	Indeterminate	Metal	Iron	Indeterminate		Fragment												Flat iron fragment w/ two holes.		Azizi et al 1996
166.9			22		Clean-up				1	H	Fuel	Lithic	Coal	Coal Fragment																
167.10					Chickenhouse SC				3	H	Household	Ceramic	Refined Earthenware	Indeterminate		Body Sherd		Whiteware	Indeterminate									sherds from multiple vessels	1815-2017	Azizi et al 1996
167.1					Chickenhouse SC				1	O	Food Related	Fauna	Bone	Bone		Complete										Unidentified Mammal		large sawn bone, sawn in three directions		
167.11					Chickenhouse SC				5	H	Household	Ceramic	Refined Earthenware	Saucer		Base/Body/Rim Sherd		Whiteware	Undecorated					self				Green printed Homer Laughlin mark. #131 in Lehner 1928-30 Sears and Roebuck catalog	1928-1930	Lehner 1988:248, 251
167.12					Chickenhouse SC				1	H	Household	Ceramic	Refined Earthenware	Tea Cup		Body/Rim Sherd		Whiteware	Undecorated										1815-2017	Azizi et al 1996, www.jefpat.org
167.13					Chickenhouse SC				2	H	Household	Ceramic	Refined Earthenware	Plate		Rim Sherd		Whiteware	Indeterminate					self				sherds mend, 8 inch diameter	1815-2017	Azizi et al 1996
167.14					Chickenhouse SC				3	H	Household	Ceramic	Refined Earthenware	Plate		Body/Rim Sherd		Whiteware	Indeterminate					self				Colonial revival cream ware, ca 1875- 1920 Meta conversation	1875-	see comments
167.15					Chickenhouse SC				7	H	Household	Ceramic	Refined Earthenware	Plate		Base/Body/Rim Sherd		Whiteware	Decal Overglaze		Polychrome	Floral		self				sherds mend, 10 inch plate, floral design with a blue bird	1890-2017	www.jefpat.org
167.16					Chickenhouse SC				2	H	Household	Ceramic	Refined Earthenware	Plate		Base Sherd		Whiteware	Decal Overglaze		Polychrome	Floral						2 non-mending large base sherd, glaze is flaked off on about 50% of surface, possibly same vessel as FS167.15	1890-2017	www.jefpat.org
167.17					Chickenhouse SC				1	H	Household	Ceramic	Refined Earthenware	Flatware		Base Sherd		Whiteware	Decal Overglaze		Polychrome	Floral						sherd with footring	1890-2017	www.jefpat.org
167.18					Chickenhouse SC				1	H	Household	Ceramic	Refined Earthenware	Plate		Base Sherd		Whiteware	Indeterminate	Molded Pattern		Indeterminate						sherd with footring, molded decoration and greenish tint in glaze near the edge	1815-2017	Azizi et al 1996
167.19					Chickenhouse SC				1	H	Household	Ceramic	Refined Earthenware	Coffee Cup		Body/Rim Sherd		Whiteware	Undecorated										1815-2017	Azizi et al 1996
167.20					Chickenhouse SC				3	H	Household	Ceramic	Refined Earthenware	Dish, Serving		Body/Rim Sherd		Unidentified Refined Earthenware	Decal Overglaze			Floral						cream colored glaze, bright color floral decal, Meta says this is probably 1950s	1890-2017	www.jefpat.org
167.2					Chickenhouse SC				1	O	Indeterminate	Fauna	Bone	Bone		Fragment										Unidentified Mammal		jaw bone with three intact molars, no butcher marks		Ketchum 1991
167.21					Chickenhouse SC				1	H	Household	Ceramic	Refined Earthenware	Saucer		Rim Sherd		Whiteware	Molded Pattern			Indeterminate						Colonial revival cream ware, ca 1875- 1920 Meta conversation	1875-	see comments, Azizi et al 1996
167.22					Chickenhouse SC				1	H	Household	Ceramic	Refined Earthenware	Indeterminate		Rim Sherd		White Granite	Molded Pattern			Indeterminate						molded border pattern	1840-1930	www.jefpat.org
167.23					Chickenhouse SC				2	H	Household	Ceramic	Refined Earthenware	Saucer		Base/Body/Rim Sherd		White Granite	Molded Pattern			Indeterminate		self				molded border pattern, sherds mend	1840-1930	www.jefpat.org, Miller et al 2000:12
167.24					Chickenhouse SC				5	H	Household	Ceramic	Refined Earthenware	Bowl		Body/Rim Sherd		Whiteware	Decal Overglaze	Gilding	Gold	Floral						mending sherds, flared rim with decal border decoration, gold line on interior surface about half way between rim and base, FS167.24-26 are same pattern	1890-2017	www.jefpat.org, Azizi et al 1996
167.25					Chickenhouse SC				3	H	Household	Ceramic	Refined Earthenware	Bowl		Base/Body/Rim Sherd		Whiteware	Decal Overglaze	Gilding	Gold	Floral						non-mending sherds but appear to be the same vessel, flared rim with decal border decoration, gold line on interior surface about half way between rim and base, FS167.24-26 are same pattern	1890-2017	www.jefpat.org, Miller et al 2000:12
167.26					Chickenhouse SC				1	H	Household	Ceramic	Refined Earthenware	Bowl		Base/Body/Rim Sherd		Whiteware	Decal Overglaze	Gilding	Gold	Floral						flared rim with decal border decoration (art deco-like), gold line on interior surface about half way between rim and base, FS167.24-26 are same pattern	1890-2017	www.jefpat.org
167.27					Chickenhouse SC				6	H	Household	Ceramic	Refined Earthenware	Tea Cup		Body/Rim/Handle Sherd		Whiteware	Decal Overglaze	Gilding	Gold	Floral		self				decal and gold gilded floral decoration on the exterior, edge of rim has gold gilding and interior has a single gold line	1890-2017	www.jefpat.org, Azizi et al 1996
167.28					Chickenhouse SC				1	H	Household	Ceramic	Refined Earthenware	Plate		Rim Sherd		Whiteware	Molded Pattern	Painted	Blue	Shell Edge, Unscalloped, Impressed Repetitive							1840-1870	www.jefpat.org
167.29					Chickenhouse SC				1	H	Household	Ceramic	Refined Earthenware	Saucer		Base/Body/Rim Sherd		Whiteware	Flow Printed		Blue	Floral						deep saucer	1835-1925	Snyder 1992
167.30					Chickenhouse SC				1	H	Household	Ceramic	Refined Earthenware	Plate		Base/Body/Rim Sherd		Whiteware	Flow Printed		Blue	Floral							1835-1925	Snyder 1992
167.3					Chickenhouse SC				2	H	Household	Ceramic	Coarse Earthenware	Indeterminate		Body Sherd		Redware	Lead Glazed	Single Glazed	Brown									
167.3013					Chickenhouse SC				1	H	Household	Glass	Non-Lead Glass	Bottle, Medicine	Colorless	Complete	Mold Blown, Machine		Embossed			Lettering			G-0013			cup mold, oval shape, small mouth threaded bottle, Owens scar, base embossed "6777"	1910-	www.sha.org/bottle/
167.3014					Chickenhouse SC				1	H	Household	Glass	Non-Lead Glass	Bottle, Medicine	Colorless	Complete	Mold Blown, Machine		Embossed			Lettering			G-0014			cup mold, square shape, small mouth threaded bottle, Owens scar, embossed Owens Illinois mark and "14/4". One sunken panel present.		
167.3018					Chickenhouse SC				1	H	Household	Glass	Common Glass	Bottle, Medicine	Amber	Complete	Mold Blown, Machine		Embossed			Lettering			G-0018			Oval shaped with chamfered corners, cup mold, small mouth threaded bottle, Owens scar, base embossed "2oz. / PATD/92172"	1910-	www.sha.org/bottle/

FS	SB	Fea	TU	STP	Cxt	Strat	Hzn	AU	Count	H/P	Group	Class	Material	Object	Object Color	Part	Manufacture Technique	Ware	1st Decoration	2nd Decoration	Decoration Color	Pattern/Motif	Makers Mark	Mends	Vessel #	Common Name (Species)	Typology	Comments	Dates	Reference
167.31					Chickenhouse SC				1	H	Household	Ceramic	Refined Earthenware	Indeterminate		Handle Sherd		Whiteware	Gilding		Gold	Indeterminate						strip of gold along the spine	1870-2017	Miller et al 2000:13, Miller et al 2000:12
167.32					Chickenhouse SC				1	H	Household	Ceramic	Porcelain	Saucer		Rim Sherd		Porcelain, Soft Paste	Gilding		Gold	Indeterminate						wide band around the rim	1870-	Miller et al 2000:13, Wells 2000:324-326
167.33					Chickenhouse SC				1	H	Household	Glass	Milk Glass	Container Glass	White	Body Sherd	Indeterminate													
167.34					Chickenhouse SC				1	H	Household	Glass	Milk Glass	Indeterminate	White	Rim Sherd	Indeterminate													www.jefpat.org
167.35					Chickenhouse SC				1	H	Household	Glass	Milk Glass	Lid Liner	White, Opaque	Rim Sherd	Pressed		Embossed			Lettering						embossed "...OYD'S"	1869-	Miller et al 2000:8
167.36					Chickenhouse SC				38	H	Architectural	Glass	Common Glass	Window Glass	Aqua	Fragment												various color shades		
167.37					Chickenhouse SC				8	H	Household	Glass	Non-Lead Glass	Container Glass	Colorless	Body Sherd	Mold Blown, Indeterminate											sherds from multiple vessels		
167.38					Chickenhouse SC				3	H	Household	Glass	Non-Lead Glass	Container Glass	Colorless	Body Sherd	Mold Blown, Indeterminate		Embossed			Lettering						sherds from multiple vessels, embossed letters		
167.39					Chickenhouse SC				2	H	Household	Glass	Non-Lead Glass	Container Glass	Colorless	Body Sherd	Mold Blown, Indeterminate		Molded Pattern			Indeterminate						sherds from multiple vessels, molded design		
167.4					Chickenhouse SC				1	H	Household	Ceramic	Coarse Earthenware	Jar		Rim Sherd		Redware	Lead Glazed	Single Glazed	Brown							interior surface glaze ends before the rim		
167.40					Chickenhouse SC				15	H	Lighting	Glass	Non-Lead Glass	Lamp Glass	Colorless	Body Sherd	Indeterminate													
167.41					Chickenhouse SC				1	H	Household	Glass	Non-Lead Glass	Indeterminate	Silver	Body Sherd	Indeterminate											curved silver glass, "Mercury" glass. First made in 1850s, had a later popularity in 1910s https://www.kovels.com/price-guide/glass-price-guide/mercury-glass.html	1850-	see comments
167.42					Chickenhouse SC				1	H	Household	Glass	Common Glass	Container Glass	Green	Body Sherd	Mold Blown, Indeterminate													
167.43					Chickenhouse SC				4	H	Household	Glass	Common Glass	Container Glass	Aqua	Body Sherd	Mold Blown, Indeterminate											sherds from multiple vessels		
167.44					Chickenhouse SC				2	H	Household	Glass	Common Glass	Container Glass	Aqua	Body Sherd	Mold Blown, Indeterminate		Embossed			Lettering						sherds from multiple vessels, embossed letters		
167.45					Chickenhouse SC				1	H	Household	Glass	Common Glass	Bottle	Aqua	Base Sherd	Mold Blown, Indeterminate											square shaped bottle		www.jefpat.org
167.46					Chickenhouse SC				1	H	Household	Glass	Common Glass	Jar	Blue-Green	Rim Sherd	Mold Blown, Indeterminate											threaded finish		
167.47					Chickenhouse SC				9	H	Household	Glass	Common Glass	Jar	Blue-Green	Body Sherd	Mold Blown, Indeterminate		Embossed			Lettering						sherds from multiple vessels		
167.48					Chickenhouse SC				3	H	Household	Glass	Non-Lead Glass	Tumbler	Colorless	Body/Rim Sherd	Mold Blown, Indeterminate		Molded Pattern			Fluted						sherds from multiple vessels		
167.49					Chickenhouse SC				1	H	Household	Glass	Non-Lead Glass	Tumbler	Colorless	Base/Body Sherd	Mold Blown, Indeterminate											multi-side shape		
167.50					Chickenhouse SC				1	H	Household	Glass	Non-Lead Glass	Bottle	Colorless	Neck/Finish	Mold Blown, Machine											seem around the rim edge, patent medicine finish	1910-	www.sha.org/bottle/
167.5					Chickenhouse SC				1	H	Indeterminate	Flora	Wood	Wood Fragment														wood fragment with nail or drill hole		Denker & Denker 1985:54-68
167.51					Chickenhouse SC				1	H	Household	Glass	Common Glass	Indeterminate	Pink	Rim Sherd	Mold Blown, Indeterminate											scalloped rim, pinkish color, probably depression glass		
167.52					Chickenhouse SC				1	H	Household	Glass	Common Glass	Tableware, General	Green	Base/Body Sherd	Pressed		Molded Pattern			Geometric Pattern						carnival glass dish	1905-	Miller et al 2000:7
167.53					Chickenhouse SC				1	H	Tool	Metal	Iron	Clipper		Almost Complete	Indeterminate											manual hair clipper, rusted, these clippers seem to have been invented mid-late 19th century in Serbia https://oureverydaylife.com/when-was-the-first-hair-clipper-invented-12234679.html		
167.57					Chickenhouse SC				1	H	Household	Ceramic	Refined Earthenware	Plate		Base/Body/Rim Sherd		Whiteware	Decal Overglaze		Polychrome	Floral						10 inch plate, floral design with a blue bird, marked "DERWWOD/ W.S. GEORGE" mark #13 on pg. 163 Lehner, same decal as FS 167.15 but appears to be a different vessel	1930-1949	Lehner 1988:162-163, www.jefpat.org
167.58					Chickenhouse SC				1	H	Household	Ceramic	Refined Earthenware	Plate		Rim Sherd		Whiteware	Decal Overglaze		Polychrome	Other						very small part of a blue bird wing, non-mending sherd to either FS167.15 or 167.57	1890-2017	www.jefpat.org, Wells 2000:324-326
167.59					Chickenhouse SC				1	H	Household	Ceramic	Refined Earthenware	Saucer		Base/Body Sherd		Whiteware	Decal Overglaze	Gilding	Polychrome	Floral						saucer and tea cup from FS167.27 are a set	1890-2017	www.jefpat.org
167.60					Chickenhouse SC				1	H	Household	Ceramic	Refined Earthenware	Plate		Body/Rim Sherd		Whiteware	Gilding		Gold	Geometric Pattern						8 inch plate, border pattern with squares and arrows, marked Johnson Bros/England. This mark is not in Godden, Johnson Bros pottery started 1883	1883-2017	Godden 1964:355
167.6					Chickenhouse SC				2	H	Household	Ceramic	Stoneware	Jar		Body/Rim Sherd		Slip Glazed Stoneware	Albany & Bristol Slips		Brown & White							sherds appear to be the same vessel, Albany slip interior, exterior has Albany Slip near the rim with Bristol slip below that	1880-1950	Azizi et al 1996
167.61					Chickenhouse SC				1	H	Household	Ceramic	Refined Earthenware	Indeterminate		Base Sherd		Whiteware	Indeterminate									marked "HOMER LAUGHLIN/MADE IN USA/VIRGINIA Rose/L 33 N 2", mark first used 1932(Lehner pg. 248) date stamp is for November 1933 (http://www.laurelhollowpark.net/hlc/hlcbacks tamps.html)	1933-	see comments
167.62					Chickenhouse SC				1	H	Household	Ceramic	Refined Earthenware	Indeterminate		Base Sherd		Whiteware	Indeterminate									large flat sherd	1815-2017	Azizi et al 1996
167.63					Chickenhouse SC				1	H	Household	Ceramic	Refined Earthenware	Hollowware		Body/Rim Sherd		White Granite	Molded Pattern			Indeterminate						scalloped rim with draped molded pattern around the interior rim edge, indeterminate molded pattern below that	1840-1930	www.jefpat.org
167.64					Chickenhouse SC				1	H	Household	Ceramic	Refined Earthenware	Saucer		Base/Body/Rim Sherd		Whiteware	Undecorated									6 inch diameter	1815-2017	Azizi et al 1996
167.65					Chickenhouse SC				1	H	Household	Ceramic	Refined Earthenware	Hollowware		Body/Rim Sherd		White Granite	Molded Pattern			Indeterminate						large hollowware vessel (9 inch diam.) with flared rim and molded decoration on the exterior surface	1840-1930	www.jefpat.org
167.66					Chickenhouse SC				1	H	Household	Ceramic	Refined Earthenware	Saucer		Base/Body/Rim Sherd		Fiesta Ware	Colored Glaze		Blue							light blue color	1936-1973	Azizi et al 1996
167.67					Chickenhouse SC				1	H	Household	Ceramic	Porcelain	Coffee Cup		Body Sherd		Porcelain, Hard Paste	Indeterminate									large body sherd		
167.67					Chickenhouse SC				1	H	Activities	Ceramic	Coarse Earthenware	Flower Pot		Base/Body Sherd		Redware	Unglazed											
167.68					Chickenhouse SC				2	H	Household	Ceramic	Stoneware	Jar/Jug	Gray	Base/Body Sherd		Salt Glazed, Gray/Buff Bodied	Miscellaneous Brown Slip									two large mending sherds, interior has a mottled brown glaze, exterior has a very smooth gray glaze		
167.69					Chickenhouse SC				1	H	Household	Ceramic	Stoneware	Jar/Jug		Base/Body Sherd		Slip Glazed Stoneware	Bristol-Type Slip		White						Bristol slip on both surfaces, base is unglazed	1880-1960	Cheek 2016:89
167.7					Chickenhouse SC				2	H	Household	Ceramic	Stoneware	Jar/Jug		Body Sherd		Slip Glazed Stoneware	Albany & Bristol Slips		Brown & White							Albany slip on the interior and Bristol slip on the exterior	1880-1950	Azizi et al 1996

FS	SB	Fea	TU	STP	Cxt	Strat	Hzn	AU	Count	H/P	Group	Class	Material	Object	Object Color	Part	Manufacture Technique	Ware	1st Decoration	2nd Decoration	Decoration Color	Pattern/Motif	Makers Mark	Mends	Vessel #	Common Name (Species)	Typology	Comments	Dates	Reference
167.70					Chickenhouse SC				1	H	Household	Glass	Non-Lead Glass	Tumbler	Colorless	Body Sherd	Mold Blown, Indeterminate		Molded Pattern			Fluted								
167.71					Chickenhouse SC				1	H	Household	Glass	Non-Lead Glass	Tumbler	Colorless	Base/Body Sherd	Mold Blown, Indeterminate		Molded Pattern			Indeterminate						multi-sided shape, Hazel Atlas mark H over A (1920-1964)	1920-1964	Toulouse 2001:239
167.72					Chickenhouse SC				1	H	Household	Glass	Common Glass	Jar	Aqua	Body Sherd	Mold Blown, Indeterminate		Embossed			Lettering						embossed "STRO..."		
167.73					Chickenhouse SC				1	H	Architectural	Glass	Common Glass	Window Glass	Aqua	Fragment												window glass fragment with Duct tape (post 1930s?)		
167.74					Chickenhouse SC				1	H	Household	Glass	Common Glass	Jar	Blue-Green	Base/Body Sherd	Mold Blown, Indeterminate													
167.75					Chickenhouse SC				1	H	Household	Glass	Common Glass	Tableware, General	Orange	Base/Body/Rim Sherd	Pressed		Molded Pattern			Floral						dish with scalloped rim, Carnival glass	1905-	Miller et al 2000:7
167.76					Chickenhouse SC				3	H	Household	Glass	Non-Lead Glass	Jar	Colorless	Base Sherd	Mold Blown, Machine											bases with a valve ejection mark	1900-	www.sha.org/bottle/
167.77					Chickenhouse SC				1	H	Household	Glass	Non-Lead Glass	Bottle, Medicine	Colorless	Base/Body Sherd	Mold Blown, Machine		Embossed			Lettering						panel bottle, embossed "....McNESS CO./...PORT, ILL", Owen's scar, Owens-Illinois mark	1929-1954	Toulouse 2001:403
167.78					Chickenhouse SC				1	H	Indeterminate	Metal	Iron	Indeterminate		Complete	Indeterminate											oval shaped, two holes for screws on the ends, center has a square shaped slot		
167.79					Chickenhouse SC				1	H	Personal	Synthetic	Plastic	Tooth Brush	Green	Almost Complete												"100% PURE/ LA SEKO... SNAPPY....MADE IN USA" 1915 is first date for Pyralin plastic, this one is probably later though	1915-	Miller et al 2000:16
167.8					Chickenhouse SC				1	H	Household	Ceramic	Stoneware	Jar		Body/Rim Sherd		Slip Glazed Stoneware	Albany & Bristol Slips		Brown & White							7.5 inch diameter, Albany slip interior, exterior has Albany Slip near the rim with Bristol slip below that	1880-1950	Azizi et al 1996, Denker & Denker 1985:54-68
167.9					Chickenhouse SC				3	H	Household	Ceramic	Refined Earthenware	Flatware		Body Sherd		Whiteware	Indeterminate									flat sherds that mend	1815-2017	Azizi et al 1996
168.10			23		13	1		1	4	H	Architectural	Metal	Iron	Spike		Almost Complete	Wire												1890-	Wells 2000
168.1			23		13	1		1	37	H	Architectural	Glass	Common Glass	Window Glass	Aqua	Fragment														
168.11			23		13	1		1	1	H	Architectural	Metal	Iron	Small Nail		Almost Complete	Wire											Small wire nail/tack.	1875-	Wells 2000:326
168.12			23		13	1		1	1	H	Hardware	Metal	Iron	Bolt		Complete	Indeterminate													
168.13			23		13	1		1	2	H	Hardware	Metal	Iron	Screw		Complete	Indeterminate													
168.14			23		13	1		1	2	H	Hardware	Metal	Iron	Bolt/Nut		Complete	Indeterminate													
168.15			23		13	1		1	1	H	Indeterminate	Metal	Indeterminate	Indeterminate		Fragment	Indeterminate											Thick flat rusted iron fragment.		Wells 2000:323-325
168.16			23		13	1		1	3	H	Indeterminate	Metal	Indeterminate	Indeterminate		Fragment	Indeterminate											Rusted iron fragments.		
168.17			23		13	1		1	1	H	Indeterminate	Metal	Iron	Indeterminate		Fragment	Wire											Rusted twisted iron wire. Could be a fragment of barbed wire fencing.		
168.18			23		13	1		1	1	H	Hardware	Metal	Copper Alloy	Washer		Complete												Small copper alloy washer on a iron nail fragment.		
168.19			23		13	1		1	2	H	Indeterminate	Metal	Copper Alloy	Indeterminate		Complete												Two small copper alloy brackets/plates w/ holes. One has the "GE" logo stamped on it.		
168.2			23		13	1		1	4	H	Architectural	Ceramic	Coarse Earthenware	Brick, Fragment	Orange															
168.20			23		13	1		1	1	H	Indeterminate	Metal	Copper Alloy	Buckle		Fragment												Small copper alloy buckle fragment.		
168.21			23		13	1		1	1	H	Indeterminate	Metal	Copper Alloy	Lock		Fragment	Indeterminate											Copper alloy lock fragment. Plate with key hole.		
168.22			23		13	1		1	1	H	Indeterminate	Metal	Copper Alloy	Grommet		Fragment														
168.23			23		13	1		1	2	H	Indeterminate	Metal	White Metal	Grommet		Fragment												Two grommets represented.		
168.24			23		13	1		1	1	H	Indeterminate	Metal	Aluminum	Indeterminate		Fragment												Bent aluminum metal fragment w/ two > < notches cut into it.		
168.25			23		13	1		1	1	H	Lighting	Metal	Aluminum	Light Bulb		Fragment												Light bulb fragment.		
168.26			23		13	1		1	2	H	Lighting	Metal	Aluminum	Foil		Fragment														
168.27			23		13	1		1	1	H	Arms	Metal	Copper Alloy	Cartridge Case		Complete												Small cartridge case. Maybe 9mm. Stamped "P" on base.		
168.28			23		13	1		1	1	H	Arms	Metal	Copper Alloy	Shotgun Shell		Fragment												Base of a shot gun shell.		
168.29			23		13	1		1	1	H	Arms	Synthetic	Plastic	Bullet	White	Almost Complete												Practice paint "Simuniton" round. Http://firearmshistory.blogspot.com/2013/05/what-is-simunition.html	1980-	See comments
168.30			23		13	1		1	1	H	Sanitary	Synthetic	Plastic	Tooth Brush	Blue	Fragment												Translucent blue tooth brush fragment.	1915-	Miller et al 2000:16
168.3			23		13	1		1	1	H	Architectural	Other	Composite	Mortar	Gray	Fragment														
168.3002			23		13	1		1	1	H	Household	Glass	Non-Lead Glass	Container Glass	Colorless	Body Sherd	Indeterminate							w/ 162, 168	G-0002			Curved colorless body fragments		
168.3003			23		13	1		1	1	H	Household	Glass	Non-Lead Glass	Container Glass	Colorless	Body Sherd	Pressed		Molded Pattern			Ribbed		w/ 168, 121, 124	G-0003			Diagonal molded ribs on interior, thick glass, four fragments mend		
168.31			23		13	1		1	6	H	Fuel	Lithic	Coal	Cinder	Black															
168.32			23		13	1		1	1	O	Food Related	Fauna	Shell	Shell Fragment												Indeterminate				
168.33			23		13	1		1	3	O	Food Related	Fauna	Bone	Bone		Fragment										Indeterminate		Two bones have cut/butcher marks. Probably mammal.		
168.34			23		13	1		1	1	H	Personal	Fauna	Bone	Button		Complete												Heavily burned bone button.		
168.35			23		13	1		1	1	P	Debitage	Lithic	Quartz	Flake Fragment	White	Medial														Miller et al 2000:12
168.36			23		13	1		1	6	H	Household	Glass	Milk Glass	Lid Liner	White, Opaque	Fragment	Pressed											Multiple vessels represented. Some sherds burn or melted.	1869-	Miller et al 2000:8
168.37			23		13	1		1	3	H	Household	Glass	Milk Glass	Lid Liner	White, Opaque	Fragment	Pressed		Embossed			Lettering						Multiple vessels represented. Embossed lettering on exterior. One sherd burned.	1869-	Miller et al 2000:8
168.38			23		13	1		1	31	H	Household	Glass	Common Glass	Indeterminate	Amber	Body Sherd	Indeterminate											Multiple vessels represented.		
168.39			23		13	1		1	7	H	Household	Glass	Common Glass	Indeterminate	Purple/Solarized	Body Sherd	Indeterminate											Multiple vessels represented.		
168.40			23		13	1		1	1	H	Household	Glass	Common Glass	Bottle	Purple/Solarized	Finish	Mold Blown, Indeterminate											Prescription style finish.	1875-1915	www.sha.org/bottle/
168.4			23		13	1		1	27	H	Architectural	Metal	Iron	Nail		Fragment	Indeterminate													
168.41			23		13	1		1	56	H	Household	Glass	Common Glass	Indeterminate	Aqua	Body Sherd	Indeterminate											Multiple vessels represented.		
168.42			23		13	1		1	2	H	Household	Glass	Common Glass	Container Glass	Aqua	Body Sherd	Mold Blown, Indeterminate		Embossed			Indeterminate						Two vessels represented.		
168.43			23		13	1		1	1	H	Household	Glass	Common Glass	Container Glass	Aqua	Body Sherd	Mold Blown, Indeterminate											Mold seam present.		
168.44			23		13	1		1	2	H	Household	Glass	Common Glass	Bottle	Aqua	Body Sherd	Mold Blown, Indeterminate											Sherds do not mend but are from the same bottle.		Miller et al 2000:12
168.45			23		13	1		1	2	H	Household	Glass	Common Glass	Container Glass	Aqua	Base Sherd	Mold Blown, Mouth											Sherds do not mend but are probably from the same vessel. Cup bottom mold. Use wear on base. Bottle or jar.	1885-1915	www.sha.org/bottle/
168.46			23		13	1		1	1	H	Household	Glass	Common Glass	Container Glass	Aqua	Base Sherd	Mold Blown, Indeterminate											Base sherd w/ a blue aqua color.		Azizi et al 1996
168.47			23		13	1		1	1	H	Household	Glass	Common Glass	Container Glass	Aqua	Rim Sherd	Mold Blown, Indeterminate											Threaded finish. Could be a jar. Blue aqua color.		
168.48			23		13	1		1	73	H	Household	Glass	Non-Lead Glass	Indeterminate	Colorless	Body Sherd	Indeterminate											Multiple vessels represented.		www.jefpat.org
168.49			23		13	1		1	4	H	Household	Glass	Non-Lead Glass	Container Glass	Colorless	Body Sherd	Mold Blown, Indeterminate											Some sherds from the same vessel. Multiple vessels represented.		
168.50			23		13	1		1	4	H	Household	Glass	Non-Lead Glass	Container Glass	Colorless	Body Sherd	Mold Blown, Indeterminate		Embossed			Lettering						Multiple vessels represented. Embossed lettering on exterior.		www.jefpat.org
168.5			23		13	1		1	57	H	Architectural	Metal	Iron	Nail		Fragment	Cut													
168.51			23		13	1		1	1	H	Household	Glass	Non-Lead Glass	Container Glass	Colorless	Body Sherd	Mold Blown, Indeterminate											Mold seam present.		
168.52			23		13	1		1	2	H	Household	Glass	Non-Lead Glass	Container Glass	Colorless	Body Sherd	Mold Blown, Indeterminate											Raised rib/molded decoration. Sherds from the same vessel.		Azizi et al 1996

FS	SB	Fea	TU	STP	Cxt	Strat	Hzn	AU	Count	H/P	Group	Class	Material	Object	Object Color	Part	Manufacture Technique	Ware	1st Decoration	2nd Decoration	Decoration Color	Pattern/Motif	Makers Mark	Mends	Vessel #	Common Name (Species)	Typology	Comments	Dates	Reference
168.53			23		13	1		1	2	H	Household	Glass	Non-Lead Glass	Container Glass	Colorless	Body Sherd	Molded		Molded Pattern			Paneled						Two sherds w/ paneled sides.		
168.55			23		13	1		1	1	H	Household	Glass	Non-Lead Glass	Indeterminate	Colorless	Body Sherd	Pressed		Molded Pattern			Indeterminate						Pressed pattern on exterior.		
168.56			23		13	1		1	1	H	Household	Glass	Non-Lead Glass	Container Glass	Colorless	Body Sherd	Pressed		Molded Pattern			Indeterminate						Molded pattern on exterior has intersecting lines w/ dotted crosses within the lines.		
168.57			23		13	1		1	1	H	Household	Glass	Non-Lead Glass	Container Glass	Colorless	Rim Sherd	Mold Blown, Machine		Molded Pattern			Stippled Surface						Stippled surface on exterior.	1940-	www.sha.org/bottle/
168.58			23		13	1		1	1	H	Household	Glass	Non-Lead Glass	Bottle	Colorless	Rim Sherd	Mold Blown, Machine											Partial bead finish. Machine made.	1900-	www.sha.org/bottle/
168.59			23		13	1		1	1	H	Household	Glass	Non-Lead Glass	Bottle	Colorless	Finish	Mold Blown, Machine											Continuous threaded finish. Narrow opening. Machine made.	1900-	www.sha.org/bottle/
168.6			23		13	1		1	24	H	Architectural	Metal	Iron	Nail		Fragment	Cut												1830-1890	Wells 2000:324-326
168.60			23		13	1		1	6	H	Household	Glass	Lead	Indeterminate	Colorless	Body Sherd	Indeterminate											Multiple vessels represented.		
168.61			23		13	1		1	1	H	Household	Ceramic	Stoneware	Indeterminate	Buff	Body Sherd		Salt Glazed, Gray/Buff Bodied	Miscellaneous Brown Slip	Interior Spalled	Brown	Indeterminate						Brown slip on exterior.		
168.62			23		13	1		1	2	H	Household	Ceramic	Stoneware	Indeterminate	Gray	Body Sherd		Salt Glazed, Gray/Buff Bodied	Albany-Type Slip		Brown, Dark							Dark brown slip on interior. Burned throughout. Two vessels represented.	1805-1940	Miller et al 2000:10
168.63			23		13	1		1	2	H	Household	Ceramic	Stoneware	Hollowware	Buff	Base/Body Sherd		Salt Glazed, Gray/Buff Bodied	Albany-Type Slip		Brown, Dark							Sherds do not mend but are from the same vessel.	1805-1940	Miller et al 2000:10
168.64			23		13	1		1	1	H	Household	Ceramic	Stoneware	Indeterminate	Gray	Body Sherd		Salt Glazed, Gray/Buff Bodied	Albany-Type Slip		Brown, Dark							Small sherd. Dark brown slip on interior. Exterior mostly spalled.	1805-1940	Miller et al 2000:10
168.65			23		13	1		1	1	H	Household	Ceramic	Stoneware	Indeterminate	Buff	Body Sherd		Salt Glazed, Gray/Buff Bodied	Albany-Type Slip		Brown, Dark							Dark brown slip on interior.	1805-1940	Miller et al 2000:10
168.66			23		13	1		1	1	H	Household	Ceramic	Stoneware	Indeterminate	Buff	Body Sherd		Salt Glazed, Gray/Buff Bodied	Albany-Type Slip	Exterior Spalled	Brown, Dark							Dark brown slip on interior. Exterior spalled.	1805-1940	Miller et al 2000:10, Azizi et al 1996
168.67			23		13	1		1	1	H	Household	Ceramic	Stoneware	Indeterminate	Buff	Base Sherd		Salt Glazed, Gray/Buff Bodied	Albany-Type Slip		Brown, Dark							Dark brown slip on interior. Stained on exterior.	1805-1940	Miller et al 2000:10
168.68			23		13	1		1	1	H	Household	Ceramic	Stoneware	Hollowware	Buff	Rim Sherd		Salt Glazed, Gray/Buff Bodied	Albany-Type Slip		Brown, Dark							Dark brown slip on interior & exterior. Jar or croc.	1805-1940	Miller et al 2000:10
168.69			23		13	1		1	2	H	Household	Ceramic	Stoneware	Hollowware	Buff	Rim Sherd		Salt Glazed, Gray/Buff Bodied	Miscellaneous Brown Slip		Brown							Sherds don't mend but are from the same vessel. Brown slip on interior & exterior.		
168.7			23		13	1		1	3	H	Architectural	Metal	Iron	Nail		Fragment	Cut												1810-1835	Wells 2000:324-326
168.70			23		13	1		1	1	H	Household	Ceramic	Stoneware	Hollowware	Buff	Rim Sherd		Salt Glazed, Gray/Buff Bodied	Miscellaneous Brown Slip	Exterior Spalled	Brown							Brown slip on interior. Exterior spalled.		Wells 2000:324-326
168.71			23		13	1		1	6	H	Household	Ceramic	Stoneware	Hollowware	Buff	Body Sherd		Salt Glazed, Gray/Buff Bodied	Albany & Bristol Slips		Brown & White							Multiple vessels represented.	1880-1950	Azizi et al 1996
168.72			23		13	1		1	2	H	Household	Ceramic	Stoneware	Hollowware	Buff	Body/Rim Sherd		Salt Glazed, Gray/Buff Bodied	Albany & Bristol Slips		Brown & White							From the same vessel. White Bristol slip on exterior. Dark brown slip on interior. Could be a jar or crock.	1880-1950	Azizi et al 1996
168.73			23		13	1		1	1	H	Household	Ceramic	Stoneware	Hollowware	Buff	Base Sherd		Salt Glazed, Gray/Buff Bodied	Albany & Bristol Slips		Brown & White							Bristol white slip on exterior. Dark brown slip on interior.	1880-1950	Azizi et al 1996
168.74			23		13	1		1	1	H	Activities	Ceramic	Coarse Earthenware	Flower Pot		Base Sherd		Redware	Unglazed										
168.75			23		13	1		1	2	H	Activities	Ceramic	Coarse Earthenware	Flower Pot		Body Sherd		Redware	Unglazed								Two flower pots represented.		
168.76			23		13	1		1	12	H	Household	Ceramic	Coarse Earthenware	Indeterminate		Body Sherd		Redware	Lead Glazed	Single Glazed	Brown						Multiple vessels represented.		
168.77			23		13	1		1	7	H	Household	Ceramic	Coarse Earthenware	Indeterminate		Body Sherd		Redware	Lead Glazed	Exterior Spalled	Brown						Multiple vessels represented.		
168.78			23		13	1		1	1	H	Household	Ceramic	Coarse Earthenware	Hollowware		Body Sherd		Redware	Lead Glazed	Double Glazed	Brown, Dark						Dark brown glaze on exterior. Brown glaze on interior.		
168.79			23		13	1		1	5	H	Household	Ceramic	Coarse Earthenware	Indeterminate		Body Sherd		Redware	Indeterminate	Interior Spalled							Multiple vessels represented. Interior spalled. Exterior unglazed.		
168.8			23		13	1		1	10	H	Architectural	Metal	Iron	Nail		Fragment	Wire											1885-	Wells 2000:326-327
168.80			23		13	1		1	2	H	Household	Ceramic	Coarse Earthenware	Indeterminate		Body Sherd		Redware	Lead Glazed	Single Glazed	Brown						Two vessels represented. One sherd is very burned. Brown glaze on interior. Exterior has a white colored wash.		
168.81			23		13	1		1	1	H	Household	Ceramic	Coarse Earthenware	Indeterminate		Body Sherd		Redware	Slip Decorated	Exterior Spalled	Yellow	Indeterminate					Exterior spalled. Interior has a yellow/tan slip.		
168.82			23		13	1		1	1	H	Household	Ceramic	Coarse Earthenware	Hollowware		Body Sherd		Redware	Slip Decorated	Double Glazed	White	Over All Slip					White slip on interior & exterior.		
168.83			23		13	1		1	1	H	Household	Ceramic	Coarse Earthenware	Hollowware		Rim Sherd		Redware	Slip Decorated	Single Glazed	Brown, Dark	Trailed Slip					Trailed dark brown slip on rim. Use wear on rim.		
168.84			23		13	1		1	15	H	Household	Ceramic	Refined Earthenware	Indeterminate		Body Sherd		Whiteware	Indeterminate								Multiple vessels represented.	1815-	Azizi et al 1996
168.85			23		13	1		1	3	H	Household	Ceramic	Refined Earthenware	Indeterminate		Rim Sherd		Whiteware	Indeterminate								Multiple vessels represented.	1815-	Azizi et al 1996
168.86			23		13	1		1	2	H	Household	Ceramic	Refined Earthenware	Flatware		Rim Sherd		Whiteware	Molded Pattern			Indeterminate					Two vessels represented. Molded decoration on interior. Probably plates.	1815-	Azizi et al 1996
168.87			23		13	1		1	1	H	Household	Ceramic	Refined Earthenware	Indeterminate		Base Sherd		Whiteware	Indeterminate									1815-	Azizi et al 1996
168.88			23		13	1		1	1	H	Household	Ceramic	Refined Earthenware	Hollowware		Body Sherd		Whiteware	Decal Overglaze		Blue & Green	Floral					decal overglaze decoration has blue flowers w/ green stems.	1890-	www.jefpat.org
168.89			23		13	1		1	1	H	Household	Ceramic	Refined Earthenware	Indeterminate		Body Sherd		Whiteware	Decal Overglaze		Purple	Indeterminate					Purple decal overglaze decoration on interior. Probably floral.	1890-	www.jefpat.org
168.90			23		13	1		1	1	H	Household	Ceramic	Refined Earthenware	Hollowware		Body/Rim Sherd		Whiteware	Decal Overglaze		Red	Floral					Red repeating floral decal overglaze decoration on interior. Flared rim. Kiln pad mark on exterior.	1890-	www.jefpat.org
168.9			23		13	1		1	43	H	Architectural	Metal	Iron	Nail		Almost Complete	Wire											1885-	Wells 2000:326-327
168.91			23		13	1		1	3	H	Household	Ceramic	Refined Earthenware	Hollowware		Body/Rim Sherd		White Granite	Undecorated								Sherds mend. Probably a cup.	1840-1930	www.jefpat.org
168.92			23		13	1		1	1	H	Household	Ceramic	Refined Earthenware	Indeterminate		Body Sherd		Unidentified Refined Earthenware	Indeterminate								Heavily burned body sherd.		
168.93			23		13	1		1	1	H	Household	Ceramic	Refined Earthenware	Indeterminate		Body Sherd		Pearlware/Whiteware	Printed	Exterior Spalled	Blue	Indeterminate					Exterior spalled. Interior has blue printed decoration.	1803-1880	www.jefpat.org, Miller et al 2000:12
168.94			23		13	1		1	1	H	Household	Ceramic	Refined Earthenware	Indeterminate		Rim Sherd		Pearlware	Painted		Earth Tone Colors	Indeterminate					Brown painted line on interior rim followed by orange decoration.	1795-1830	Miller et al 2000:12, Azizi et al 1996
168.95			23		13	1		1	1	H	Household	Glass	Milk Glass	Lid Liner	White, Opaque	Fragment	Pressed		Embossed			Lettering						Lettering around edge: "…LL MASON J…"	1869-	Miller et al 2000:8
169.10			23		34	2			1	H	Architectural	Metal	Iron	Spike		Complete	Wire											1890-	Wells 2000, www.jefpat.org
169.1			23		34	2			14	H	Architectural	Glass	Common Glass	Window Glass	Aqua	Fragment													Wells 2000:324-326
169.11			23		34	2			1	H	Indeterminate	Metal	Iron	Indeterminate		Fragment	Wire										Thin gauged wire fragment.		Miller et al 2000:12
169.12			23		34	2			1	H	Indeterminate	Metal	Iron	Indeterminate		Fragment	Indeterminate										Flat and bent rusted iron fragment.		

FS	SB	Fea	TU	STP	Cxt	Strat	Hzn	AU	Count	H/P	Group	Class	Material	Object	Object Color	Part	Manufacture Technique	Ware	1st Decoration	2nd Decoration	Decoration Color	Pattern/Motif	Makers Mark	Mends	Vessel #	Common Name (Species)	Typology	Comments	Dates	Reference
169.13			23		34	2			1	H	Indeterminate	Metal	Iron	Indeterminate		Fragment	Indeterminate											Could be a button but heavily rusted.		Azizi et al 1996
169.14			23		34	2			1	H	Indeterminate	Metal	Copper Alloy	Indeterminate		Fragment	Indeterminate											Small copper alloy. Could be part of a pocket knife.		Azizi et al 1996
169.15			23		34	2			2	H	Fuel	Lithic	Coal	Coal Fragment																
169.16			23		34	2			1	H	Fuel	Flora	Wood	Charcoal Fragment																
169.17			23		34	2			1	H	Activities	Lithic	Slate	Pencil		Fragment														Wells 2000:324-326
169.18			23		34	2			1	H	Household	Glass	Milk Glass	Lid Liner	White, Opaque	Fragment	Pressed		Embossed			Lettering						Lid liner fragment w/ lettering, " GENUI..".	1869-	Miller et al 2000:8
169.19			23		34	2			1	H	Household	Glass	Milk Glass	Lid Liner	White, Opaque	Fragment	Pressed											Body fragment of a white lid liner.	1869-	Miller et al 2000:8
169.20			23		34	2			1	H	Personal	Ceramic	Porcelain	Button	White	Almost Complete	Pressed											Two-hole fish eye style Prosser button.	1840-1960	Sprague 2002:115
169.2			23		34	2			10	H	Architectural	Ceramic	Coarse Earthenware	Brick, Fragment	Orange															
169.21			23		34	2			6	O	Indeterminate	Fauna	Bone	Bone		Fragment										Indeterminate				
169.22			23		34	2			1	O	Indeterminate	Fauna	Bone	Bone		Fragment										Unidentified Mammal				
169.23			23		34	2			1	O	Indeterminate	Fauna	Bone	Bone		Fragment										Unidentified Bird				
169.24			23		34	2			1	O	Indeterminate	Fauna	Bone	Tooth		Fragment										Indeterminate				
169.25			23		34	2			1	O	Indeterminate	Fauna	Bone	Tooth		Almost Complete										Unidentified Mammal		Horse or cow tooth.		Miller et al 2000
169.26			23		34	2			1	O	Food Related	Fauna	Shell	Shell Fragment												Indeterminate				
169.27			23		34	2			1	H	Household	Glass	Common Glass	Indeterminate	Olive	Body Sherd	Indeterminate													
169.28			23		34	2			17	H	Household	Glass	Common Glass	Indeterminate	Aqua	Body Sherd	Indeterminate											Multiple vessels represented.		
169.29			23		34	2			2	H	Household	Glass	Common Glass	Bottle	Aqua	Finish	Mold Blown, Indeterminate											Sherds mend. Oil finish to a bottle.	1835-1925	www.sha.org/bottle/
169.30			23		34	2			15	H	Household	Glass	Non-Lead Glass	Indeterminate	Colorless	Body Sherd	Indeterminate											Multiple vessels represented.		Miller et al 2000:12
169.3			23		34	2			2	H	Architectural	Other	Composite	Mortar	White	Fragment												Fragments of mortar refit.		
169.31			23		34	2			1	H	Household	Glass	Non-Lead Glass	Indeterminate	Colorless	Body Sherd	Mold Blown, Indeterminate											Mold seam present.		
169.32			23		34	2			3	H	Household	Glass	Non-Lead Glass	Container Glass	Colorless	Body Sherd	Mold Blown, Indeterminate		Embossed			Lettering						Multiple vessels represented. Embossed lettering on exterior.		
169.33			23		34	2			2	H	Household	Glass	Non-Lead Glass	Container Glass	Colorless	Rim Sherd	Indeterminate											Sherds mend. Probably a tumbler.		
169.34			23		34	2			1	H	Household	Glass	Non-Lead Glass	Indeterminate	Colorless	Base/Body Sherd	Mold Blown, Indeterminate		Molded Pattern			Ribbed						Molded rib pattern on exterior. Could be a lid or a base sherd. Possibly a little melted.		Miller et al 2000:13
169.35			23		34	2			3	H	Household	Glass	Lead	Indeterminate	Colorless	Body Sherd	Indeterminate											Multiple vessels represented.		
169.36			23		34	2			2	H	Household	Ceramic	Stoneware	Hollowware	Buff	Body Sherd		Salt Glazed, Gray/Buff Bodied	Albany & Bristol Slips		Brown & Gray							Sherds mend. Albany brown slip on interior & exterior has a Bristol gray/white slip.	1880-1950	Azizi et al 1996, Miller et al 2000:12
169.37			23		34	2			1	H	Household	Ceramic	Stoneware	Hollowware	Buff	Body Sherd		Salt Glazed, Gray/Buff Bodied	Albany-Type Slip		Brown							Albany-type brown slip on interior & exterior. Exterior also has some white colored slip.	1805-1940	Miller et al 2000:10
169.38			23		34	2			2	H	Household	Ceramic	Stoneware	Hollowware	Buff	Body Sherd		Salt Glazed, Gray/Buff Bodied	Albany-Type Slip		Brown, Dark							Sherds do not mend but are probably from the same vessel. Dark brown slip on interior. Exterior has no glaze.	1805-1940	Miller et al 2000:10, Miller et al 2000:12
169.39			23		34	2			4	H	Household	Ceramic	Stoneware	Hollowware	Buff	Base Sherd		Salt Glazed, Gray/Buff Bodied	Albany-Type Slip		Brown, Dark							Two sherds mend. Two vessels represented. Dark brown slip on interior. No slip on exterior. Light use wear on base.	1805-1940	Miller et al 2000:10, Miller et al 2000:13
169.40			23		34	2			1	H	Household	Ceramic	Stoneware	Indeterminate	Buff	Body Sherd		Salt Glazed, Gray/Buff Bodied	Miscellaneous Brown Slip	Interior Spalled	Brown							Miscellaneous brown slip on exterior. Interior spalled.		Miller et al 2000:13
169.4			23		34	2			39	H	Architectural	Metal	Iron	Nail		Fragment	Cut													
169.41			23		34	2			8	H	Household	Ceramic	Coarse Earthenware	Indeterminate		Body Sherd		Redware	Lead Glazed	Single Glazed	Brown							Multiple vessels represented. One sherd charred.		
169.42			23		34	2			2	H	Household	Ceramic	Coarse Earthenware	Indeterminate		Body Sherd		Redware	Lead Glazed	Single Glazed	Brown, Light							Two vessels represented.		
169.43			23		34	2			15	H	Household	Ceramic	Coarse Earthenware	Indeterminate		Body Sherd		Redware	Lead Glazed	Single Glazed	Brown, Dark							Multiple vessels represented.		
169.44			23		34	2			1	H	Household	Ceramic	Coarse Earthenware	Indeterminate		Body Sherd		Redware	Indeterminate	Interior Spalled										
169.45			23		34	2			6	H	Household	Ceramic	Coarse Earthenware	Indeterminate		Base Sherd		Redware	Lead Glazed	Single Glazed	Brown, Dark							4 sherds mend. Base sherd. Glaze in dark brown but has a reddish brown color.		
169.46			23		34	2			1	H	Indeterminate	Ceramic	Coarse Earthenware	Indeterminate		Body Sherd		Redware	Unglazed									Sherd is unglazed. Could be spalled or a unglazed flower pot.		
169.47			23		34	2			1	H	Household	Ceramic	Coarse Earthenware	Indeterminate		Rim Sherd		Redware	Slip Decorated	Exterior Spalled	Brown	Trailed Slip						Slip on interior is spalled. Brown glaze on interior. Exterior is unglazed.		
169.48			23		34	2			2	H	Household	Ceramic	Coarse Earthenware	Hollowware		Rim Sherd		Redware	Lead Glazed	Single Glazed	Brown, Dark							Sherds mend. Dark brown glaze on interior. German style rim present.		
169.49			23		34	2			1	H	Household	Ceramic	Coarse Earthenware	Hollowware		Body Sherd		Redware	Overall Glaze	Double Glazed	White							White glaze on interior & exterior. Could be a slip.		
169.5			23		34	2			39	H	Architectural	Metal	Iron	Nail		Fragment	Cut												1830-1890	Wells 2000:324-326, Denker & Denker 1985:54-68
169.50			23		34	2			1	H	Household	Ceramic	Refined Earthenware	Indeterminate		Base Sherd		Porcelain, Hard Paste	Indeterminate									Hard paste porcelain base sherd w/ somewhat of a wedge style footring.		
169.51			23		34	2			1	H	Household	Ceramic	Refined Earthenware	Plate		Base/Body Sherd		White Granite	Indeterminate									Small plate.	1840-1930	www.jefpat.org
169.52			23		34	2			1	H	Household	Ceramic	Refined Earthenware	Tableware, General		Body Sherd		White Granite	Molded Pattern			Paneled						Molded paneled decoration on interior. Could be a platter.	1840-1930	www.jefpat.org
169.53			23		34	2			45	H	Household	Ceramic	Refined Earthenware	Indeterminate		Body Sherd		Whiteware	Indeterminate									Multiple vessels represented.	1815-	Azizi et al 1996
169.54			23		34	2			1	H	Household	Ceramic	Refined Earthenware	Indeterminate		Rim Sherd		Whiteware	Indeterminate										1815-	Azizi et al 1996
169.55			23		34	2			2	H	Household	Ceramic	Refined Earthenware	Indeterminate		Body Sherd		Whiteware	Printed		Blue	Indeterminate						Two vessels represented. Printed decoration present.	1815-1915	Azizi et al 1996
169.56			23		34	2			3	H	Household	Ceramic	Refined Earthenware	Indeterminate		Body Sherd		Pearlware	Indeterminate									Multiple vessels represented.	1775-1840	Azizi et al 1996
169.57			23		34	2			1	H	Household	Ceramic	Refined Earthenware	Indeterminate		Body Sherd		Pearlware	Printed		Blue	Indeterminate							1803-1830	www.jefpat.org
169.58			23		34	2			1	H	Household	Ceramic	Refined Earthenware	Tableware, General		Body/Rim Sherd		Pearlware	Molded Pattern	Painted	Green	Shell Edge, Even Scalloped, Curved Lines							1800-1840	www.jefpat.org
169.59			23		34	2			1	H	Household	Ceramic	Refined Earthenware	Indeterminate		Body Sherd		Pearlware	Molded Pattern	Painted	Green	Shell Edge, Even Scalloped, Curved Lines						Small pearlware body sherd. Molded shell edge pattern.	1800-1840	www.jefpat.org
169.6			23		34	2			5	H	Architectural	Metal	Iron	Nail		Complete	Cut													
169.7			23		34	2			3	H	Architectural	Metal	Iron	Nail		Fragment	Indeterminate													
169.8			23		34	2			11	H	Architectural	Metal	Iron	Nail		Fragment	Wire												1885-	Wells 2000:326-327, www.jefpat.org
169.9			23		34	2			7	H	Architectural	Metal	Iron	Nail		Complete	Wire												1885-	Wells 2000:326-327

FS	SB	Fea	TU	STP	Cxt	Strat	Hzn	AU	Count	H/P	Group	Class	Material	Object	Object Color	Part	Manufacture Technique	Ware	1st Decoration	2nd Decoration	Decoration Color	Pattern/Motif	Makers Mark	Mends	Vessel #	Common Name (Species)	Typology	Comments	Dates	Reference
170.10			7		13	1		1	3	H	Household	Ceramic	Refined Earthenware	Indeterminate		Body Sherd		Whiteware	Indeterminate									Three vessels represented.	1815-	Azizi et al 1996
170.1			7		13	1		1	53	H	Architectural	Glass	Common Glass	Window Glass	Aqua	Fragment														
170.11			7		13	1		1	1	H	Household	Ceramic	Refined Earthenware	Indeterminate		Body Sherd		Whiteware	Printed		Blue	Indeterminate						1815-1915	Azizi et al 1996
170.12			7		13	1		1	1	H	Household	Ceramic	Refined Earthenware	Indeterminate		Body Sherd		Pearlware	Indeterminate									1775-1840	Azizi et al 1996
170.13			7		13	1		1	2	H	Household	Ceramic	Refined Earthenware	Indeterminate		Body Sherd		Creamware	Indeterminate								Two vessels represented.	1762-1820	Miller et al 2000:12
170.14			7		13	1		1	1	H	Household	Ceramic	Refined Earthenware	Indeterminate		Body Sherd		Pearlware	Painted		Earth Tone Colors	Indeterminate					Painted green & blue decoration on interior.	1795-1830	Miller et al 2000:12
170.2			7		13	1		1	7	H	Architectural	Other	Composite	Mortar	White	Fragment														
170.3			7		13	1		1	1	H	Architectural	Metal	Iron	Nail		Complete	Cut											1830-1890	Wells 2000:324-326
170.4			7		13	1		1	1	H	Architectural	Metal	Iron	Nail		Fragment	Cut											1830-1890	Wells 2000:324-326
170.5			7		13	1		1	1	H	Architectural	Metal	Iron	Nail		Complete	Wire											1875-	Wells 2000:326
170.6			7		13	1		1	1	H	Hardware	Metal	Iron	Wire		Fragment	Wire										Small iron wire fragment.		
170.7			7		13	1		1	2	H	Household	Glass	Common Glass	Indeterminate	Aqua	Body Sherd	Indeterminate										Two vessels represented.		
170.8			7		13	1		1	1	H	Household	Ceramic	Coarse Earthenware	Indeterminate		Body Sherd		Redware	Lead Glazed	Single Glazed	Brown								
170.9			7		13	1		1	1	H	Household	Ceramic	Coarse Earthenware	Indeterminate		Body Sherd		Redware	Slip Decorated	Single Glazed	Brown, Dark	Trailed Slip					Trailed slip on interior is dark brown.		
171.1			7		14	2		1	14	H	Architectural	Glass	Common Glass	Window Glass	Aqua	Fragment													
171.10			7		14	2		1	2	H	Household	Ceramic	Coarse Earthenware	Hollowware		Body Sherd		Redware	Lead Glazed	Single Glazed	Brown						Two vessels represented. Incised/tie-down lines on exterior.		
171.11			7		14	2		1	1	H	Household	Ceramic	Coarse Earthenware	Indeterminate		Body Sherd		Redware	Indeterminate	Interior Spalled									Denker & Denker 1985:54-68
171.12			7		14	2		1	1	H	Household	Ceramic	Coarse Earthenware	Hollowware		Rim Sherd		Redware	Lead Glazed	Single Glazed	Brown						German style rim. Could be a pan, bowl or jar.		
171.13			7		14	2		1	1	H	Household	Ceramic	Coarse Earthenware	Hollowware		Rim Sherd		Redware	Slip Decorated	Single Glazed	Green	Trailed Slip					German style rim. Could be a bowl or pan. Trailed slip on interior is green & white slipped line on rim.		
171.14			7		14	2		1	1	H	Household	Ceramic	Refined Earthenware	Indeterminate		Body Sherd		Pearlware	Painted		Earth Tone Colors	Indeterminate					Painted decoration on exterior has blue & brown color.	1795-1830	Miller et al 2000:12
171.15			7		14	2		1	1	H	Household	Ceramic	Porcelain	Hollowware		Handle		Porcelain, Hard Paste	Indeterminate								Probably a teacup handle.		
171.2			7		14	2		1	1	H	Architectural	Metal	Iron	Nail		Fragment	Cut												
171.3			7		14	2		1	3	H	Architectural	Metal	Iron	Nail		Fragment	Cut											1830-1890	Wells 2000:324-326
171.4			7		14	2		1	2	H	Architectural	Metal	Iron	Nail		Complete	Cut											1830-1890	Wells 2000:324-326
171.5			7		14	2		1	1	H	Household	Glass	Common Glass	Indeterminate	Amber	Body Sherd	Indeterminate												
171.6			7		14	2		1	1	H	Household	Glass	Common Glass	Indeterminate	Aqua	Body Sherd	Indeterminate												
171.7			7		14	2		1	3	H	Lighting	Glass	Lead	Lamp Glass	Colorless	Fragment	Indeterminate										Two sherds mend but all are from the same lamp.		
171.8			7		14	2		1	2	H	Household	Ceramic	Coarse Earthenware	Indeterminate		Body Sherd		Redware	Lead Glazed	Single Glazed	Brown, Dark						Two vessels represented.		
171.9			7		14	2		1	2	H	Household	Ceramic	Coarse Earthenware	Indeterminate		Body Sherd		Redware	Lead Glazed	Single Glazed	Brown, Light						Two vessels represented.		
172.1			7		021B	3		2	1	H	Architectural	Ceramic	Coarse Earthenware	Brick, Fragment	Red														
172.10			7		021B	3		2	3	O	Indeterminate	Fauna	Bone	Bone		Fragment									Indeterminate				
172.1025			7		021B	3		2	2	H	Activities	Ceramic	Coarse Earthenware	Flower Pot		Body/Rim Sherd		Redware	Unglazed					w/ 72, 98, 112, 172, 98	C-0025			Sherds mend. German style rim. Unglazed.		
172.1066			7		021B	3		2	3	H	Household	Ceramic	Coarse Earthenware	Hollowware		Body Sherd		Redware	Lead Glazed	Single Glazed	Brown				C-0066			Redware sherds with lead glaze on interior with dark brown streaks of glaze within the brown glaze.		
172.1067			7		021B	3		2	2	H	Household	Ceramic	Coarse Earthenware	Indeterminate		Body Sherd		Redware	Lead Glazed	Single Glazed	Brown, Dark			w/ 158, 172	C-0067			Pieces mend, glazed interior		
172.11			7		021B	3		2	2	O	Indeterminate	Fauna	Bone	Bone		Fragment										Unidentified Mammal				Azizi et al 1996
172.12			7		021B	3		2	1	H	Personal	Metal	Copper Alloy	Button		Complete	Stamped		Stamped	Gilding	Gold	Indeterminate						Wire loop shank. Stamped circle w/ small repeating dashed lines in interior of circle w/ gold gilding. Conservation?		
172.13			7		021B	3		2	2	H	Activities	Ceramic	Coarse Earthenware	Flower Pot		Body Sherd		Redware	Unglazed									Sherds could be from the same vessel.		www.sha.org/bottle/
172.14			7		021B	3		2	3	H	Household	Ceramic	Coarse Earthenware	Indeterminate		Body Sherd		Redware	Lead Glazed	Single Glazed	Brown							Multiple vessels represented.		
172.15			7		021B	3		2	4	H	Household	Ceramic	Coarse Earthenware	Indeterminate		Body Sherd		Redware	Lead Glazed	Single Glazed	Brown, Dark							Multiple vessels represented.		www.jefpat.org
172.16			7		021B	3		2	2	H	Household	Ceramic	Coarse Earthenware	Hollowware		Body Sherd		Redware	Lead Glazed	Single Glazed	Brown							Incised/tie-down lines on exterior. Two vessels represented.		
172.17			7		021B	3		2	3	H	Household	Ceramic	Coarse Earthenware	Hollowware		Body Sherd		Redware	Lead Glazed	Single Glazed	Brown, Dark							Incised/tie-down lines on exterior. Multiple vessels represented.		
172.18			7		021B	3		2	1	H	Household	Ceramic	Coarse Earthenware	Indeterminate		Base Sherd		Redware	Lead Glazed	Single Glazed	Brown, Light									
172.19			7		021B	3		2	1	H	Household	Ceramic	Coarse Earthenware	Hollowware		Rim Sherd		Redware	Lead Glazed	Single Glazed	Brown, Dark							German style rim. Dark brown glaze on interior. Exterior unglazed.		www.jefpat.org
172.2			7		021B	3		2	3	H	Architectural	Metal	Iron	Nail		Fragment	Cut											1830-1890	Wells 2000:324-326
172.20			7		021B	3		2	1	H	Household	Ceramic	Coarse Earthenware	Hollowware		Body Sherd		Redware	Colored Glaze	Double Glazed	Green	Indeterminate					Exterior has a green overall glaze. Interior is light brown.		
172.21			7		021B	3		2	1	H	Household	Ceramic	Coarse Earthenware	Hollowware		Body Sherd		Redware	Slip Decorated	Copper Highlights	Green, White, Dark Brown	Trailed Slip					White & dark brown trailed slip w/ green copper highlights.		
172.22			7		021B	3		2	1	H	Household	Ceramic	Porcelain	Indeterminate		Body Sherd		Porcelain, Hard Paste	Indeterminate										www.jefpat.org
172.23			7		021B	3		2	1	H	Household	Ceramic	Refined Earthenware	Plate		Body Sherd		Pearlware	Indeterminate									1775-1840	Azizi et al 1996
172.24			7		021B	3		2	1	H	Household	Ceramic	Refined Earthenware	Saucer		Rim Sherd		Pearlware	Painted		Earth Tone Colors	Indeterminate						1795-1830	Miller et al 2000:12, www.jefpat.org
172.25			7		021B	3		2	1	H	Household	Ceramic	Refined Earthenware	Indeterminate		Body Sherd		Creamware	Indeterminate								Multiple vessels represented.	1762-1820	Miller et al 2000:12
172.26			7		021B	3		2	3	H	Household	Ceramic	Refined Earthenware	Saucer		Body/Rim Sherd		Creamware	Indeterminate					w/ self			Sherds mend.	1762-1820	Miller et al 2000:12, Azizi et al 1996
172.3			7		021B	3		2	4	H	Architectural	Metal	Iron	Nail		Complete	Cut											1830-1890	Wells 2000:324-326
172.4			7		021B	3		2	1	H	Hardware	Metal	Iron	Screw		Complete	Indeterminate										Small flat head screw. Rusted.		
172.5			7		021B	3		2	3	H	Indeterminate	Metal	Iron	Indeterminate		Fragment											Flat rusted fragments of iron.		
172.6			7		021B	3		2	12	H	Architectural	Glass	Common Glass	Window Glass	Aqua	Body Sherd													Miller et al 2000:12
172.7			7		021B	3		2	1	H	Architectural	Glass	Non-Lead Glass	Window Glass	Colorless	Body Sherd													
172.8			7		021B	3		2	1	H	Household	Glass	Non-Lead Glass	Indeterminate	Colorless	Body Sherd	Indeterminate												
172.9			7		021B	3		2	2	H	Household	Glass	Lead	Indeterminate	Colorless	Body Sherd	Indeterminate												

FS	SB	Fea	TU	STP	Cxt	Strat	Hzn	AU	Count	H/P	Group	Class	Material	Object	Object Color	Part	Manufacture Technique	Ware	1st Decoration	2nd Decoration	Decoration Color	Pattern/Motif	Makers Mark	Mends	Vessel #	Common Name (Species)	Typology	Comments	Dates	Reference
173.1			7		34	4			6	H	Architectural	Glass	Common Glass	Window Glass	Aqua	Fragment														Denker & Denker 1985:54-68
173.10			7		34	4			1	H	Household	Ceramic	Coarse Earthenware	Hollowware		Body Sherd		Redware	Lead Glazed	Single Glazed	Brown, Dark							Dark brown on interior. Ext. is unglazed & has have 5 incised line, two straight followed by a wavy & then two straight.		
173.11			7		34	4			2	H	Household	Ceramic	Refined Earthenware	Indeterminate		Body Sherd		Pearlware	Indeterminate									Two vessels represented.	1775-1840	Azizi et al 1996, Miller et al 2000:12
173.12			7		34	4			2	H	Household	Ceramic	Refined Earthenware	Indeterminate		Base Sherd		Pearlware	Indeterminate									Two vessels represented.	1775-1840	Azizi et al 1996
173.13			7		34	4			2	H	Household	Ceramic	Refined Earthenware	Indeterminate		Body Sherd		Pearlware	Painted		Earth Tone Colors	Indeterminate						Two vessels represented.	1795-1830	Miller et al 2000:12
173.14			7		34	4			2	H	Household	Ceramic	Refined Earthenware	Indeterminate		Body Sherd		Creamware	Indeterminate									Two vessels represented.	1762-1820	Miller et al 2000:12
173.2			7		34	4			1	H	Architectural	Other	Composite	Mortar	White	Fragment														
173.3			7		34	4			3	H	Architectural	Metal	Iron	Nail		Fragment	Indeterminate													
173.4			7		34	4			1	H	Fuel	Lithic	Coal	Coal Fragment																
173.5			7		34	4			1	H	Fuel	Lithic	Coal	Cinder																
173.6			7		34	4			1	H	Household	Glass	Non-Lead Glass	Indeterminate	Colorless	Body Sherd	Mold Blown, Indeterminate													
173.7			7		34	4			5	H	Household	Ceramic	Coarse Earthenware	Indeterminate		Body Sherd		Redware	Lead Glazed	Single Glazed	Brown, Dark							Multiple vessels represented.		
173.8			7		34	4			1	H	Household	Ceramic	Coarse Earthenware	Indeterminate		Body Sherd		Redware	Lead Glazed	Exterior Spalled	Brown									Denker & Denker 1985:54-68
173.9			7		34	4			1	H	Household	Ceramic	Coarse Earthenware	Indeterminate		Body Sherd		Redware	Lead Glazed	Double Glazed	Brown, Light									
174.1			7		15	5		2	3	H	Architectural	Glass	Common Glass	Window Glass	Aqua	Fragment														
174.10			7		15	5		2	1	H	Household	Ceramic	Coarse Earthenware	Hollowware		Body Sherd		Redware	Lead Glazed	Single Glazed	Brown, Dark							Incised/tie-down lines on exterior. Dark brown glaze on interior.		
174.1023			7		15	5		2	3	H	Household	Ceramic	Porcelain	Tea Cup		Base/Body/Rim Sherd		Porcelain, Hard Paste	Painted, Overglaze		Red & Gray	Indeterminate		w/ self & 113	C-0023			Painted overglaze floral decoration on exterior. Interior has a thin gray band followed by a red dotted band and then two thin gray bands. Color is faded and stained.		
174.1027			7		15	5		2	1	H	Household	Ceramic	Coarse Earthenware	Bowl		Base/Body/Rim Sherd		Redware	Slip Decorated	Double Glazed	Green, White	Over All Slip		w/ 174, 348	C-0027			Green glaze on the exterior, white glaze on the interior, footed, thin-bodied		
174.1051			7		15	5		2	1	H	Household	Ceramic	Coarse Earthenware	Hollowware		Base Sherd		Redware	Slip Decorated	Single Glazed	Yellow, Light Brown	Trailed Slip		w/113, 99	C-0051			Two base sherds with light brown glaze and yellow slip trailed bands on two of the sherds, and on the other two sherds the bands fan out.		
174.11			7		15	5		2	3	H	Household	Ceramic	Coarse Earthenware	Indeterminate		Body Sherd		Redware	Indeterminate	Interior Spalled								Multiple vessels represented. Exterior unglazed. Interior spalled.		
174.12			7		15	5		2	1	H	Household	Ceramic	Coarse Earthenware	Hollowware		Rim Sherd		Redware	Lead Glazed	Double Glazed	Brown, Light							Redware hollowware w/ flared rim. Light brown glaze on interior & exterior.		
174.15			7		15	5		2	1	H	Household	Ceramic	Coarse Earthenware	Indeterminate		Body Sherd		Redware	Slip Decorated	Copper Highlights	Green	Trailed Slip						Tan trailed slip on interior w/ copper highlights.		
174.16			7		15	5		2	1	H	Household	Ceramic	Refined Earthenware	Saucer		Body/Rim Sherd		White Granite	Molded Pattern			Indeterminate						Molded pattern on interior has intersecting lines.	1840-1930	www.jefpat.org
174.17			7		15	5		2	2	H	Household	Ceramic	Refined Earthenware	Indeterminate		Body Sherd		Pearlware	Indeterminate									Two vessels represented.	1775-1840	Azizi et al 1996
174.18			7		15	5		2	1	H	Household	Ceramic	Refined Earthenware	Indeterminate		Rim Sherd		Pearlware	Painted		Brown	Lined						Painted brown line on interior. Could be a saucer.	1795-1830	Miller et al 2000:12
174.19			7		15	5		2	2	H	Household	Ceramic	Refined Earthenware	Indeterminate		Body Sherd		Creamware	Indeterminate									Two vessels represented.	1762-1820	Miller et al 2000:12
174.20			7		15	5		2	2	H	Household	Ceramic	Refined Earthenware	Indeterminate		Base/Body Sherd		Creamware	Painted, Overglaze		Red	Floral						Sherds do not mend. But are from the same vessel. Red overglaze painted floral decoration on interior.	1765-1815	Miller et al 2000:12
174.2			7		15	5		2	1	H	Architectural	Metal	Iron	Nail		Fragment	Indeterminate													
174.21			7		15	5		2	1	H	Household	Ceramic	Refined Earthenware	Saucer		Body/Rim Sherd		Creamware	Painted, Overglaze		Orange	Lined						Painted overglaze line on interior near rim.	1765-1815	Miller et al 2000:12
174.3			7		15	5		2	1	H	Indeterminate	Metal	Iron	Indeterminate		Fragment	Indeterminate											Flat rusted iron fragment. Rolled sides.		
174.4			7		15	5		2	2	O	Food Related	Fauna	Shell	Shell Hinge		Fragment										Oyster				
174.5			7		15	5		2	5	O	Indeterminate	Fauna	Bone	Bone		Fragment										Indeterminate				
174.6			7		15	5		2	6	O	Indeterminate	Fauna	Bone	Bone		Fragment										Unidentified Mammal				
174.7			7		15	5		2	1	H	Household	Glass	Common Glass	Indeterminate	Aqua	Body Sherd	Indeterminate													
174.8			7		15	5		2	3	H	Household	Ceramic	Coarse Earthenware	Indeterminate		Body Sherd		Redware	Lead Glazed	Single Glazed	Brown							Multiple vessels represented.		
174.9			7		15	5		2	3	H	Household	Ceramic	Coarse Earthenware	Indeterminate		Body Sherd		Redware	Lead Glazed	Single Glazed	Brown, Dark							Multiple vessels represented.		
175.1			7		43	6			1	H	Architectural	Glass	Common Glass	Window Glass	Aqua	Fragment														
175.2			7		43	6			1	H	Architectural	Glass	Non-Lead Glass	Window Glass	Colorless	Fragment														
175.3			7		43	6			1	H	Household	Ceramic	Coarse Earthenware	Indeterminate		Body Sherd		Redware	Lead Glazed	Single Glazed	Brown									
175.4			7		43	6			1	H	Household	Ceramic	Refined Earthenware	Indeterminate		Body Sherd		Creamware	Indeterminate										1762-1820	Miller et al 2000:12
176.1			33		13	1		1	2	H	Architectural	Other	Composite	Mortar	White	Fragment														
176.10			33		13	1		1	2	H	Indeterminate	Metal	Iron	Indeterminate		Fragment												Two thin flat rusted iron fragments. Refit.		
176.11			33		13	1		1	1	H	Hardware	Metal	Iron	Washer		Complete	Indeterminate													
176.12			33		13	1		1	1	H	Indeterminate	Metal	Iron	Indeterminate		Fragment												Possibly a hook. Thick gauged.		
176.13			33		13	1		1	2	H	Personal	Metal	Iron	Clothes Pin		Spring	Indeterminate											Clothes pin springs.	1887-	Miller et al 2000:16
176.14			33		13	1		1	1	H	Indeterminate	Metal	Copper Alloy	Indeterminate		Complete												Tiny copper alloy threaded dial.		
176.15			33		13	1		1	6	O	Indeterminate	Fauna	Bone	Bone		Fragment										Unidentified Mammal				
176.16			33		13	1		1	3	O	Food Related	Fauna	Bone	Bone		Fragment										Unidentified Mammal		Cut/butcher marks.		
176.17			33		13	1		1	2	O	Indeterminate	Fauna	Bone	Tooth		Complete										Unidentified Mammal		Probably a front horse tooth. Fragments refit.		
176.18			33		13	1		1	2	H	Personal	Metal	White Metal	Pendant		Almost Complete	Indeterminate											Heart shape necklace pendant. Red plastic casing.		
176.19			33		13	1		1	1	H	Indeterminate	Synthetic	Plastic	Indeterminate	Colorless	Fragment													1915-	Miller et al 2000:16
176.20			33		13	1		1	1	H	Indeterminate	Synthetic	Plastic	Indeterminate	White	Fragment													1915-	Miller et al 2000:16
176.2			33		13	1		1	1	H	Architectural	Ceramic	Coarse Earthenware	Brick, Fragment	Red													Gray glazed on one surface.		
176.21			33		13	1		1	1	H	Indeterminate	Metal	Aluminum	Foil		Fragment												Small fragment of aluminum foil w/ clear coating on exterior.		Miller et al 2000:12
176.22			33		13	1		1	1	H	Indeterminate	Synthetic	Composite	Carpet	Yellow	Fragment												Yellow shag carpet fragment.		
176.23			33		13	1		1	1	H	Toy/Recreation	Ceramic	Refined Earthenware	Marble	Red/brown	Complete		Brown-Bodied										Brown bodied earthenware marble. Red/brown in color.		
176.24			33		13	1		1	1	H	Toy/Recreation	Glass	Common Glass	Marble	Blue	Fragment	Indeterminate											Glass marble fragment. Blue.		Miller et al 2000:12
176.25			33		13	1		1	1	H	Activities	Ceramic	Coarse Earthenware	Flower Pot		Body/Rim Sherd		Redware	Unglazed									Flower pot body/rim sherd w/ rolled rim.		Miller et al 2000:12
176.26			33		13	1		1	1	H	Activities	Ceramic	Coarse Earthenware	Flower Pot		Body Sherd		Redware	Unglazed									Flower pot body sherd.		
176.27			33		13	1		1	3	H	Household	Ceramic	Coarse Earthenware	Indeterminate		Body Sherd		Redware	Lead Glazed	Single Glazed	Brown							Multiple vessels represented.		
176.28			33		13	1		1	3	H	Household	Ceramic	Coarse Earthenware	Indeterminate		Body Sherd		Redware	Lead Glazed	Single Glazed	Brown, Dark							Multiple vessels represented.		
176.29			33		13	1		1	1	H	Household	Ceramic	Coarse Earthenware	Indeterminate		Body Sherd		Redware	Lead Glazed	Single Glazed	Brown, Light									
176.3			33		13	1		1	12	H	Architectural	Glass	Common Glass	Window Glass	Aqua	Fragment														
176.30			33		13	1		1	1	H	Household	Ceramic	Coarse Earthenware	Indeterminate		Body Sherd		Redware	Interior Spalled	Exterior Spalled										
176.31			33		13	1		1	3	H	Household	Ceramic	Refined Earthenware	Indeterminate		Body Sherd		Whiteware	Indeterminate									Multiple vessels represented.	1815-	Azizi et al 1996, Wells 2000:324-326

FS	SB	Fea	TU	STP	Cxt	Strat	Hzn	AU	Count	H/P	Group	Class	Material	Object	Object Color	Part	Manufacture Technique	Ware	1st Decoration	2nd Decoration	Decoration Color	Pattern/Motif	Makers Mark	Mends	Vessel #	Common Name (Species)	Typology	Comments	Dates	Reference
176.32			33		13	1		1	1	H	Household	Ceramic	Refined Earthenware	Indeterminate		Body Sherd		Creamware	Indeterminate										1762-1820	Miller et al 2000:12
176.33			33		13	1		1	1	H	Household	Glass	Common Glass	Indeterminate	Olive	Body Sherd	Indeterminate										Curved olive colored body sherd.		
176.34			33		13	1		1	3	H	Household	Glass	Common Glass	Container Glass	Aqua	Body Sherd	Mold Blown, Indeterminate										Multiple vessels represented.		
176.35			33		13	1		1	1	H	Household	Glass	Common Glass	Container Glass	Aqua	Base Sherd	Mold Blown, Indeterminate										Circular base sherd.		
176.36			33		13	1		1	1	H	Household	Glass	Common Glass	Bottle	Aqua	Base Sherd	Mold Blown, Indeterminate										Rectangular or square bottle base sherd.		
176.37			33		13	1		1	5	H	Household	Glass	Common Glass	Bottle	Aqua	Body Sherd	Mold Blown, Indeterminate		Embossed			Lettering					Multiple vessels represented. Embossed lettering present. Rectangular or square shaped bottle.		Miller et al 2000:12
176.38			33		13	1		1	1	H	Household	Glass	Non-Lead Glass	Indeterminate	Colorless	Body Sherd	Indeterminate												
176.39			33		13	1		1	1	H	Household	Glass	Non-Lead Glass	Container Glass	Colorless	Body Sherd	Mold Blown, Indeterminate		Embossed			Lettering					Embossed lettering & possible logo on exterior.		
176.40			33		13	1		1	4	H	Indeterminate	Glass	Non-Lead Glass	Indeterminate	Colorless	Rim Sherd	Indeterminate										Two sherds mend. All sherds from the same vessel. Could be a lamp. Flat ground rim. Cylindrical in shape w/ a curved/lobbed body.		Wells 2000:319, 321
176.4			33		13	1		1	3	H	Household	Metal	Iron	Nail		Fragment	Cut										Rusted cut nail fragments.		
176.5			33		13	1		1	1	H	Household	Metal	Iron	Nail		Fragment	Cut											1810-1835	Wells 2000:324-326, Miller et al 2000:12
176.6			33		13	1		1	16	H	Household	Metal	Iron	Nail		Fragment	Cut											1830-1890	Wells 2000:324-326, Miller et al 2000:12
176.7			33		13	1		1	4	H	Household	Metal	Iron	Nail		Fragment	Wire											1885-	Wells 2000:326-327, Miller et al 2000:12
176.8			33		13	1		1	1	H	Household	Metal	Iron	Nail		Fragment	Cut										Cut nail. Possibly "T" shaped.		
176.9			33		13	1		1	1	H	Hardware	Metal	Iron	Wire		Fragment											Wire fragment. Rusted.		
177.10			33		14	2		1	1	H	Toy/Recreation	Glass	Common Glass	Marble	White & Blue	Fragment	Machine-Made										White & blue marble fragment.	1901-	www.jefpat.org
177.1			33		14	2		1	12	H	Architectural	Glass	Common Glass	Window Glass	Aqua	Fragment													
177.11			33		14	2		1	1	H	Commercial	Metal	Copper Alloy	Coin		Complete	Stamped										Heavily weathered British 1/2 penny.		
177.12			33		14	2		1	1	H	Personal	Metal	Copper Alloy	Button		Almost Complete	Cast		Molded Pattern			Indeterminate					Face of a button w/ floral or initial decoration present.		
177.13			33		14	2		1	16	O	Indeterminate	Fauna	Bone	Bone		Fragment										Indeterminate				
177.14			33		14	2		1	1	O	Indeterminate	Fauna	Bone	Bone		Fragment										Unidentified Bird				
177.15			33		14	2		1	2	O	Indeterminate	Fauna	Bone	Bone		Fragment										Unidentified Mammal				
177.16			33		14	2		1	1	H	Household	Glass	Common Glass	Indeterminate	Aqua	Body Sherd	Indeterminate												
177.17			33		14	2		1	1	H	Household	Glass	Non-Lead Glass	Indeterminate	Colorless	Body Sherd	Indeterminate												
177.18			33		14	2		1	1	H	Indeterminate	Glass	Non-Lead Glass	Indeterminate	Colorless	Body Sherd	Indeterminate										Matches entry 176.40		Miller et al 2000:12
177.19			33		14	2		1	1	H	Household	Ceramic	Coarse Earthenware	Hollowware		Body Sherd		Redware	Lead Glazed	Double Glazed	Brown, Dark									
177.20			33		14	2		1	1	H	Household	Ceramic	Coarse Earthenware	Hollowware		Body/Rim Sherd		Redware	Slip Decorated	Single Glazed	Brown, Dark	Trailed Slip						Probably a paint. Dark brown trailed slip on interior w/ a light brown glaze.		Miller et al 2000:12
177.2			33		14	2		1	3	H	Household	Metal	Iron	Nail		Fragment	Cut												Wells 2000:324-326
177.3			33		14	2		1	5	H	Household	Metal	Iron	Nail		Fragment	Cut											1830-1890	Wells 2000:324-326
177.4			33		14	2		1	2	H	Household	Other	Composite	Mortar	White	Fragment													
177.5			33		14	2		1	1	H	Indeterminate	Metal	Iron	Indeterminate		Fragment											Thin flat iron fragment.		Wells 2000:324-326
177.6			33		14	2		1	1	H	Household	Metal	Iron	Bottle Cap		Almost Complete											Bottle cap probably to a crown finish bottle.	1892-	www.sha.org/bottle/
177.7			33		14	2		1	1	H	Household	Metal	Iron	Buckle		Almost Complete	Stamped										Thin rusted iron buckle. Stamped decoration on exterior has repeating horizontal running lines.		
177.8			33		14	2		1	1	H	Fuel	Flora	Wood	Charcoal Fragment															
177.9			33		14	2		1	1	H	Arms	Metal	Copper Alloy	Cartridge Case		Complete											.22 caliber cartridge.		Miller et al 2000:12
178.1			33		39	3		3	3	H	Architectural	Glass	Common Glass	Window Glass	Aqua	Fragment													www.jefpat.org
178.10			33		39	3		3	1	H	Arms	Lithic	Flint, French	Gun Flint	Honey	Complete													
178.11			33		39	3		3	1	H	Household	Glass	Common Glass	Indeterminate	Amber	Body Sherd	Indeterminate												
178.12			33		39	3		3	1	H	Household	Ceramic	Refined Earthenware	Indeterminate		Body Sherd		Pearlware	Indeterminate									1775-1840	Azizi et al 1996
178.13			33		39	3		3	1	H	Household	Ceramic	Coarse Earthenware	Indeterminate		Body Sherd		Redware	Lead Glazed	Single Glazed	Brown, Dark									www.jefpat.org
178.14			33		39	3		3	1	H	Household	Ceramic	Coarse Earthenware	Hollowware		Lid		Redware	Slip Decorated	Single Glazed	Yellow & Dark Brown	Trailed Slip					Redware lid w/ Yellow & dark brown trailed slip on exterior. Interior unglazed. Doesn't mend w/ but could go to same vessel as 268.10.		Miller et al 2000:13
178.15			33		39	3		3	1	P	Debitage	Lithic	Quartzite	Flake Fragment	Gray	Distal													
178.2			33		39	3		3	2	H	Architectural	Metal	Iron	Nail		Fragment	Cut												Azizi et al 1996
178.3			33		39	3		3	5	H	Architectural	Metal	Iron	Nail		Fragment	Cut											1830-1890	Wells 2000:324-326, Miller et al 2000:12
178.4			33		39	3		3	1	H	Indeterminate	Metal	Lead	Indeterminate		Fragment													
178.5			33		39	3		3	13	O	Indeterminate	Fauna	Bone	Bone		Fragment										Indeterminate				
178.6			33		39	3		3	2	O	Indeterminate	Fauna	Bone	Bone		Fragment										Unidentified Bird				Miller et al 2000:12
178.7			33		39	3		3	10	O	Indeterminate	Fauna	Bone	Bone		Fragment										Unidentified Mammal				
178.8			33		39	3		3	1	O	Indeterminate	Fauna	Bone	Bone		Fragment										Indeterminate		Small vertebrae		
178.9			33		39	3		3	1	H	Fuel	Flora	Wood	Charcoal Fragment															
179.1			33		41	4		3	1	H	Architectural	Glass	Common Glass	Window Glass	Aqua	Fragment													
179.2			33		41	4		3	1	H	Architectural	Metal	Iron	Nail		Fragment	Indeterminate												
179.3			33		41	4		3	9	O	Fuel	Flora	Wood	Charcoal Fragment	Black														Miller et al 2000:12
179.4			33		41	4		3	2	O	Indeterminate	Fauna	Bone	Bone		Fragment										Indeterminate				Miller et al 2000:12
179.5			33		41	4		3	1	O	Indeterminate	Fauna	Bone	Bone		Fragment										Unidentified Mammal		Gnaw marks from another animal.		
180.1			33		64	4	10	3	1	O	Indeterminate	Fauna	Bone	Bone		Complete										Unidentified Mammal				Miller et al 2000:12
180.2			33		64	4	10	3	3	O	Indeterminate	Fauna	Bone	Bone		Fragment										Indeterminate				
180.3			33		64	4	10	3	8	H	Fuel	Lithic	Coal	Coal Fragment															

FS	SB	Fea	TU	STP	Cxt	Strat	Hzn	AU	Count	H/P	Group	Class	Material	Object	Object Color	Part	Manufacture Technique	Ware	1st Decoration	2nd Decoration	Decoration Color	Pattern/Motif	Makers Mark	Mends	Vessel #	Common Name (Species)	Typology	Comments	Dates	Reference
180.4			33		64	4	10	3	2	O	Fuel	Flora	Wood	Charcoal Fragment	Black															
181.1			33		64	4	10	3	1	O	Indeterminate	Fauna	Bone	Bone		Fragment										Unidentified Bird				Miller et al 2000:12
181.2			33		64	4	10	3	1	O	Indeterminate	Fauna	Bone	Bone		Fragment										Unidentified Mammal				
181.3			33		64	4	10	3	1	H	Household	Ceramic	Coarse Earthenware	Indeterminate		Base Sherd		Redware	Lead Glazed	Interior Spalled	Brown, Light							Interior is mostly spalled.		
181.4			33		64	4	10	3	3	H	Fuel	Flora	Wood	Charcoal Fragment																
181.5			33		64	4	10	3	6	O	Other	Flora	Nut Shell	Nut		Fragment												Heavily burned acorn fragments. Possibly food related.		
182.1			33		16	5		2	1	H	Architectural	Other	Composite	Mortar		Fragment														Miller et al 2000:12
182.2			33		16	5		2	1	O	Food Related	Fauna	Bone	Bone		Fragment										Unidentified Mammal		Cut long bone.		
183.1			30		13	1		1	10	H	Architectural	Glass	Common Glass	Window Glass	Aqua	Fragment														Miller et al 2000:12
183.10			30		13	1		1	2	H	Indeterminate	Metal	Iron	Indeterminate		Fragment												Two bent iron metal fragments. One could be a large bottle cap.		Miller et al 2000:12
183.11			30		13	1		1	1	H	Household	Metal	Iron	Utensil		Fragment	Indeterminate											Iron two prong style fork fragment.		Miller et al 2000:12
183.12			30		13	1		1	1	H	Indeterminate	Metal	Aluminum	Knob		Complete	Indeterminate											Aluminum knob. Has stamped lettering ,"STROLL/ -O-/CHAIR"		
183.13			30		13	1		1	2	H	Arms	Metal	Copper Alloy	Cartridge Case		Complete												Two 9mm with plastic insert. Practice paint "Simuniton" round. Http://firearmshistory.blogspot.com/2013/05/what-is-simunition.html	1980-	See Comments, Azizi et al 1996
183.14			30		13	1		1	1	H	Arms	Metal	Copper Alloy	Cartridge Case		Complete												.38 caliber shell with plastic insert. Practice paint "Simuniton" round. Http://firearmshistory.blogspot.com/2013/05/what-is-simunition.html	1980-	See Comments
183.15			30		13	1		1	2	H	Personal	Fauna	Shell	Button		Almost Complete												Two shells buttons. Weathered. Two-holes.		Azizi et al 1996
183.16			30		13	1		1	5	O	Indeterminate	Fauna	Bone	Bone		Fragment										Indeterminate				
183.17			30		13	1		1	3	O	Indeterminate	Fauna	Bone	Bone		Fragment										Unidentified Mammal				
183.18			30		13	1		1	1	O	Food Related	Fauna	Bone	Bone		Fragment										Unidentified Mammal		Large mammal long bone. Cut/butcher marks		
183.19			30		13	1		1	1	O	Indeterminate	Fauna	Bone	Tooth		Fragment										Unidentified Mammal				Miller et al 2000:12
183.20			30		13	1		1	1	H	Indeterminate	Synthetic	Plastic	Indeterminate	Tan	Fragment												Tan/Off-white plastic fragment. Lettering present, "..OY../PROLLT..".	1915-	Miller et al 2000:16
183.2			30		13	1		1	4	H	Architectural	Ceramic	Coarse Earthenware	Brick, Fragment	Red															
183.21			30		13	1		1	3	H	Indeterminate	Synthetic	Plastic	Indeterminate	White	Fragment												Multiple plastic fragments.	1915-	Miller et al 2000:16
183.22			30		13	1		1	2	H	Indeterminate	Synthetic	Plastic	Indeterminate	Colorless	Fragment												Two colorless plastic fragments.	1915-	Miller et al 2000:16
183.23			30		13	1		1	1	H	Household	Glass	Common Glass	Indeterminate	Green	Body Sherd	Indeterminate													Azizi et al 1996
183.24			30		13	1		1	2	H	Household	Glass	Common Glass	Indeterminate	Aqua	Body Sherd	Indeterminate											Two vessels represented.		
183.25			30		13	1		1	1	H	Household	Glass	Common Glass	Bottle	Aqua	Base Sherd	Mold Blown, Indeterminate											Rectangular or square shaped bottle base.		
183.26			30		13	1		1	1	H	Household	Glass	Common Glass	Bottle	Aqua	Base Sherd	Mold Blown, Indeterminate		Embossed			Lettering						Rectangular shaped bottled w/ paneled side. Embossed lettering present, "N../F.."		
183.27			30		13	1		1	6	H	Household	Glass	Non-Lead Glass	Indeterminate	Colorless	Body Sherd	Indeterminate											Multiple vessels represented.		
183.28			30		13	1		1	1	H	Household	Glass	Lead	Indeterminate	Colorless	Body Sherd	Indeterminate													Azizi et al 1996
183.29			30		13	1		1	1	H	Household	Glass	Lead	Indeterminate	Colorless	Rim Sherd	Indeterminate													www.sha.org/bottle/
183.3			30		13	1		1	6	H	Architectural	Other	Composite	Mortar	White	Fragment														
183.30			30		13	1		1	2	H	Activities	Ceramic	Coarse Earthenware	Flower Pot		Body Sherd		Redware	Unglazed									Two flower pots represented.		
183.31			30		13	1		1	4	H	Household	Ceramic	Coarse Earthenware	Indeterminate		Body Sherd		Redware	Indeterminate	Interior Spalled								Multiple vessels represented.		Azizi et al 1996
183.32			30		13	1		1	5	H	Household	Ceramic	Coarse Earthenware	Indeterminate		Body Sherd		Redware	Lead Glazed	Single Glazed	Brown							Multiple vessels represented.		
183.33			30		13	1		1	5	H	Household	Ceramic	Coarse Earthenware	Indeterminate		Body Sherd		Redware	Lead Glazed	Exterior Spalled	Brown									
183.34			30		13	1		1	4	H	Household	Ceramic	Coarse Earthenware	Indeterminate		Body Sherd		Redware	Lead Glazed	Exterior Spalled	Brown, Dark							Multiple vessels represented.		Azizi et al 1996
183.35			30		13	1		1	1	H	Household	Ceramic	Coarse Earthenware	Hollowware		Body Sherd		Redware	Lead Glazed	Double Glazed	Brown, Light									
183.36			30		13	1		1	1	H	Household	Ceramic	Coarse Earthenware	Indeterminate		Body Sherd		Redware	Lead Glazed	Interior Spalled	Brown, Light									
183.37			30		13	1		1	1	H	Household	Ceramic	Coarse Earthenware	Hollowware		Body/Rim Sherd		Redware	Lead Glazed	Single Glazed	Brown, Dark							Interior mostly spalled. Could be a bowl.		
183.38			30		13	1		1	1	H	Household	Ceramic	Coarse Earthenware	Indeterminate		Body Sherd		Redware	Slip Decorated	Exterior Spalled	Yellow	Trailed Slip						Exterior spalled. Yellow trailed slip on interior.		Azizi et al 1996
183.39			30		13	1		1	1	H	Household	Ceramic	Stoneware	Indeterminate	Gray	Body Sherd		Salt Glazed, Gray/Buff Bodied	Indeterminate											
183.4			30		13	1		1	7	H	Architectural	Metal	Iron	Nail		Complete	Cut												1830-1890	Wells 2000:324-326
183.40			30		13	1		1	1	H	Household	Ceramic	Refined Earthenware	Indeterminate		Body/Rim Sherd		Whiteware	Indeterminate									Interior & exterior partially spalled.	1815-	Azizi et al 1996
183.41			30		13	1		1	2	H	Household	Ceramic	Refined Earthenware	Indeterminate		Body Sherd		Pearlware	Indeterminate									Two vessels represented.	1775-1840	Azizi et al 1996
183.42			30		13	1		1	1	H	Household	Ceramic	Refined Earthenware	Hollowware		Rim Sherd		Pearlware	Painted		Earth Tone Colors	Lined						Brown painted line on interior & exterior near rim.	1795-1830	Miller et al 2000:12, Azizi et al 1996
183.43			30		13	1		1	2	H	Household	Ceramic	Refined Earthenware	Indeterminate		Body Sherd		Unidentified Refined Earthenware	Indeterminate	Interior Spalled								Sherds mend. Interior spalled. Burned.		
183.44			30		13	1		1	1	H	Household	Ceramic	Refined Earthenware	Indeterminate		Body Sherd		Pearlware/Whiteware	Painted		Blue	Indeterminate							1775-1880	Miller et al 2000:12, Denker & Denker 1985:54-68
183.45			30		13	1		1	1	H	Household	Ceramic	Refined Earthenware	Indeterminate		Rim Sherd		Creamware	Indeterminate	Interior Spalled									1762-1820	Miller et al 2000:12
183.5			30		13	1		1	9	H	Architectural	Metal	Iron	Nail		Fragment	Cut													Wells 2000:323-325
183.6			30		13	1		1	9	H	Architectural	Metal	Iron	Nail		Complete	Wire												1885-	Wells 2000:326-327
183.7			30		13	1		1	1	H	Architectural	Metal	Iron	Nail		Complete	Wire											Small wire nail.	1875-	Wells 2000:326
183.8			30		13	1		1	3	H	Fuel	Lithic	Coal	Coal Fragment																
183.9			30		13	1		1	4	H	Indeterminate	Metal	Iron	Indeterminate		Fragment	Wire											Wire fragment bent into a loop.		
184.1			30		14	2		1	8	H	Architectural	Other	Composite	Mortar	White	Fragment														
184.10			30		14	2		1	1	H	Tool	Lithic	Slate	Whetstone	Gray, Dark	Fragment	Ground											Tapered slate whetstone.		
184.11			30		14	2		1	1	H	Personal	Metal	Copper Alloy	Button		Almost Complete	Stamped											Circular button w/ wire loop shank.		
184.12			30		14	2		1	1	H	Personal	Metal	Copper Alloy	Button		Fragment	Stamped		Stamped			Indeterminate						Stamped decoration present.		
184.13			30		14	2		1	19	O	Indeterminate	Fauna	Bone	Bone		Fragment										Indeterminate				
184.14			30		14	2		1	10	O	Indeterminate	Fauna	Bone	Bone		Fragment										Unidentified Mammal				

FS	SB	Fea	TU	STP	Cxt	Strat	Hzn	AU	Count	H/P	Group	Class	Material	Object	Object Color	Part	Manufacture Technique	Ware	1st Decoration	2nd Decoration	Decoration Color	Pattern/Motif	Makers Mark	Mends	Vessel #	Common Name (Species)	Typology	Comments	Dates	Reference
184.15			30		14	2		1	1	O	Indeterminate	Fauna	Bone	Bone		Complete										Unidentified Mammal				
184.16			30		14	2		1	2	O	Indeterminate	Fauna	Bone	Bone		Complete										Pig				Azizi et al 1996
184.17			30		14	2		1	1	O	Indeterminate	Fauna	Bone	Bone		Fragment										Unidentified Fish				
184.18			30		14	2		1	1	O	Indeterminate	Fauna	Bone	Bone		Fragment										Unidentified Bird				
184.19			30		14	2		1	1	H	Household	Glass	Non-Lead Glass	Indeterminate	Colorless	Body Sherd	Indeterminate													
184.2			30		14	2		1	8	H	Architectural	Glass	Common Glass	Window Glass	Aqua	Fragment														
184.20			30		14	2		1	1	H	Household	Glass	Non-Lead Glass	Indeterminate	Colorless	Rim Sherd	Indeterminate											Crimped rim.		
184.21			30		14	2		1	1	H	Household	Ceramic	Stoneware	Indeterminate	Gray	Body Sherd		Salt Glazed, Gray/Buff Bodied	Indeterminate											
184.22			30		14	2		1	1	H	Household	Ceramic	Coarse Earthenware	Indeterminate		Body Sherd		Redware	Indeterminate	Interior Spalled								Shiny wash on exterior. Interior spalled.		www.jefpat.org
184.23			30		14	2		1	1	H	Household	Ceramic	Coarse Earthenware	Indeterminate		Body Sherd		Redware	Lead Glazed	Single Glazed	Brown										
184.24			30		14	2		1	1	H	Household	Ceramic	Coarse Earthenware	Indeterminate		Body Sherd		Redware	Lead Glazed	Double Glazed	Brown										
184.25			30		14	2		1	2	H	Household	Ceramic	Coarse Earthenware	Hollowware		Rim Sherd		Redware	Lead Glazed	Double Glazed	Black							Sherds are from the same vessel. Black glaze on interior & exterior.		
184.26			30		14	2		1	1	H	Household	Ceramic	Coarse Earthenware	Hollowware		Body/Rim Sherd		Redware	Lead Glazed	Double Glazed	Brown							Hollowware redware. Brown glaze on interior & exterior. Flared rim. Could be a		www.jefpat.org
184.27			30		14	2		1	2	H	Household	Ceramic	Refined Earthenware	Breakfast Cup		Body/Rim Sherd		White Granite	Undecorated									Sherds mend. Could be a cup or bowl.	1840-1930	www.jefpat.org
184.28			30		14	2		1	1	H	Household	Ceramic	Refined Earthenware	Indeterminate		Body Sherd		Whiteware	Indeterminate	Interior Spalled									1815-	Azizi et al 1996
184.29			30		14	2		1	1	H	Household	Ceramic	Refined Earthenware	Indeterminate		Body Sherd		Whiteware	Printed	Exterior Spalled	Purple	Indeterminate							1829-1915	www.jefpat.org
184.30			30		14	2		1	1	H	Household	Ceramic	Refined Earthenware	Tea Cup		Body/Rim Sherd		Whiteware	Painted		Chrome Colors	Indeterminate						Green colored decoration on exterior. Probably a floral painted pattern.	1830-1880	www.jefpat.org, Wells 2000:324-326
184.3			30		14	2		1	2	H	Architectural	Metal	Iron	Nail		Fragment	Cut												1810-1835	Wells 2000:324-326
184.31			30		14	2		1	1	H	Household	Ceramic	Refined Earthenware	Indeterminate		Body Sherd		Pearlware	Indeterminate	Interior Spalled								Obvious use wear presented.	1775-1840	Azizi et al 1996
184.4			30		14	2		1	4	H	Architectural	Metal	Iron	Nail		Complete	Cut												1830-1890	Wells 2000:324-326
184.5			30		14	2		1	16	H	Architectural	Metal	Iron	Nail		Fragment	Cut												1830-1890	Wells 2000:324-326, www.jefpat.org
184.6			30		14	2		1	1	H	Architectural	Metal	Iron	Nail		Complete	Wire												1885-	Wells 2000:325-327
184.7			30		14	2		1	1	H	Indeterminate	Metal	Iron	Indeterminate		Fragment												Flat rusted iron fragment.		
184.8			30		14	2		1	1	H	Personal	Ceramic	Refined Earthenware	Smoking Pipe		Pipe Stem		White Ball Clay												Wells 2000:324-326
184.9			30		14	2		1	1	H	Indeterminate	Synthetic	Plastic	Indeterminate	Green, Dark	Fragment												Thin flat plastic fragment, end is rounded.	1915-	Miller et al 2000:16
185.1			30		39	3		3	11	O	Indeterminate	Fauna	Bone	Bone		Fragment										Indeterminate				
185.10			30		39	3		3	1	H	Household	Ceramic	Coarse Earthenware	Hollowware		Body Sherd		Redware	Lead Glazed	Double Glazed	Brown										
185.11			30		39	3		3	1	H	Household	Ceramic	Coarse Earthenware	Hollowware		Rim Sherd		Redware	Lead Glazed	Double Glazed	Brown										
185.2			30		39	3		3	6	O	Indeterminate	Fauna	Bone	Bone		Fragment										Unidentified Mammal				
185.3			30		39	3		3	1	O	Indeterminate	Fauna	Bone	Tooth		Complete										Indeterminate				Azizi et al 1996
185.4			30		39	3		3	3	H	Architectural	Metal	Iron	Nail		Fragment	Indeterminate													www.jefpat.org
185.5			30		39	3		3	1	H	Personal	Ceramic	Refined Earthenware	Smoking Pipe		Pipe Bowl		White Ball Clay										Pipe bowl fragment.		www.sha.org/bottle/
185.6			30		39	3		3	1	H	Personal	Ceramic	Refined Earthenware	Smoking Pipe		Pipe Stem		White Ball Clay												www.jefpat.org
185.7			30		39	3		3	1	H	Personal	Metal	Copper Alloy	Thimble		Complete														
185.8			30		39	3		3	1	H	Indeterminate	Metal	Copper Alloy	Indeterminate		Fragment	Indeterminate											Two circular copper alloy objects joined by a copper alloy wire.		www.jefpat.org
185.9			30		39	3		3	1	H	Indeterminate	Metal	Copper Alloy	Indeterminate		Fragment	Wire											Curved copper alloy wire loop.		Azizi et al 1996
186.1			28		14	2		1	8	H	Architectural	Glass	Common Glass	Window Glass	Aqua	Fragment														
186.10			28		14	2		1	2	H	Household	Glass	Non-Lead Glass	Indeterminate	Colorless	Body Sherd	Indeterminate											Two vessels represented.		
186.11			28		14	2		1	1	H	Household	Glass	Lead	Indeterminate	Colorless	Rim Sherd	Indeterminate													Miller et al 2000:13
186.12			28		14	2		1	2	H	Household	Ceramic	Coarse Earthenware	Indeterminate		Body Sherd		Redware	Lead Glazed	Single Glazed	Brown, Dark							Two vessels represented.		Azizi et al 1996
186.13			28		14	2		1	2	H	Household	Ceramic	Coarse Earthenware	Indeterminate		Body Sherd		Redware	Lead Glazed	Single Glazed	Brown, Light									Wells 2000:324-326
186.14			28		14	2		1	5	H	Household	Ceramic	Coarse Earthenware	Indeterminate		Body Sherd		Redware	Indeterminate	Interior Spalled										Azizi et al 1996
186.15			28		14	2		1	1	H	Household	Ceramic	Stoneware	Indeterminate	Buff	Body Sherd		Salt Glazed, Gray/Buff Bodied	Albany-Type Slip		Brown, Dark								1805-1940	Miller et al 2000:10
186.16			28		14	2		1	1	H	Household	Ceramic	Refined Earthenware	Indeterminate		Body Sherd		Whiteware	Indeterminate										1815-	Azizi et al 1996
186.17			28		14	2		1	1	H	Household	Ceramic	Refined Earthenware	Indeterminate		Body Sherd		Pearlware	Indeterminate										1775-1840	Azizi et al 1996, Wells 2000:324-326
186.18			28		14	2		1	2	H	Household	Ceramic	Refined Earthenware	Indeterminate		Body Sherd		Creamware	Indeterminate									Two vessels represented.	1762-1820	Miller et al 2000:12, Wells 2000:324-326
186.19			28		14	2		1	1	H	Household	Ceramic	Refined Earthenware	Hollowware		Body Sherd		Creamware	Molded Pattern			Floral						Hollowware body sherd w/ base of a handle that is molded w/ a floral decoration	1762-1820	Miller et al 2000:12
186.2			28		14	2		1	4	H	Architectural	Other	Composite	Mortar	White	Fragment														Azizi et al 1996
186.3			28		14	2		1	4	H	Architectural	Ceramic	Coarse Earthenware	Brick, Fragment	Orange															
186.4			28		14	2		1	3	H	Architectural	Metal	Iron	Nail		Fragment	Cut													
186.5			28		14	2		1	2	H	Architectural	Metal	Iron	Nail		Fragment	Cut												1830-1890	Wells 2000:324-326
186.6			28		14	2		1	1	H	Architectural	Metal	Iron	Nail		Fragment	Cut												1810-1835	Wells 2000:324-326, Azizi et al 1996
186.7			28		14	2		1	1	H	Architectural	Metal	Iron	Nail		Fragment	Indeterminate													
186.8			28		14	2		1	1	H	Indeterminate	Metal	Copper Alloy	Indeterminate		Fragment												Could be a jar lid fragment.		
186.9			28		14	2		1	4	H	Household	Glass	Common Glass	Indeterminate	Aqua	Body Sherd	Indeterminate											Multiple vessels represented.		
187.1			28		37	3			1	O	Indeterminate	Fauna	Bone	Bone		Fragment										Indeterminate				

FS	SB	Fea	TU	STP	Cxt	Strat	Hzn	AU	Count	H/P	Group	Class	Material	Object	Object Color	Part	Manufacture Technique	Ware	1st Decoration	2nd Decoration	Decoration Color	Pattern/Motif	Makers Mark	Mends	Vessel #	Common Name (Species)	Typology	Comments	Dates	Reference
187.2			28		37	3			2	O	Food Related	Fauna	Bone	Bone		Fragment										Unidentified Mammal		One bone has cut/butcher marks.		
187.3			28		37	3			1	H	Architectural	Glass	Common Glass	Window Glass	Aqua	Fragment														www.jefpat.org
187.4			28		37	3			1	H	Household	Ceramic	Refined Earthenware	Indeterminate		Body Sherd		Whiteware	Indeterminate										1815-2017	Azizi et al 1996
187.5			28		37	3			1	H	Household	Ceramic	Coarse Earthenware	Indeterminate		Body Sherd		Redware	Lead Glazed	Single Glazed	Brown									Miller et al 2000:12
188.1			28		16	5		2	2	H	Architectural	Glass	Common Glass	Window Glass	Aqua	Fragment														
188.2			28		16	5		2	1	H	Architectural	Metal	Iron	Nail		Fragment	Cut											Rusted cut nail fragment.		
188.3			28		16	5		2	1	O	Indeterminate	Fauna	Bone	Tooth		Complete										Unidentified Mammal				
188.4			28		16	5		2	1	H	Household	Ceramic	Coarse Earthenware	Indeterminate		Body Sherd		Redware	Lead Glazed	Double Glazed	Brown									
188.5			28		16	5		2	1	H	Household	Ceramic	Coarse Earthenware	Jar		Body Sherd		Redware	Lead Glazed	Single Glazed	Brown							Bro glaze on interior. Exterior unglazed w/ two incised/tie-down lines.		
188.6			28		16	5		2	1	H	Household	Ceramic	Coarse Earthenware	Hollowware		Handle		Redware	Indeterminate									Strap style handle fragment. Unglazed.		
188.7			28		16	5		2	1	H	Household	Ceramic	Refined Earthenware	Indeterminate		Body Sherd		Creamware	Indeterminate										1762-1820	Miller et al 2000:12
189.1			20		13	1		1	52	H	Architectural	Glass	Common Glass	Window Glass	Aqua	Fragment														
189.10			20		13	1		1	1	H	Personal	Metal	Iron	Buckle		Fragment												Iron buckle fragment w/ tongue present.		
189.1014			20		13	1		1	1	H	Household	Ceramic	Refined Earthenware	Plate		Rim Sherd		Pearlware	Molded Pattern	Painted	Blue	Shell Edge, Unscalloped		w/ 139	C-0014			Blue painted shell edge rim.	1840-1870	www.jefpat.org
189.11			20		13	1		1	7	H	Indeterminate	Metal	Iron	Indeterminate		Fragment												Rusted flat iron fragments.		
189.12			20		13	1		1	1	H	Indeterminate	Flora	Seed	Peach Pit		Fragment														www.jefpat.org
189.13			20		13	1		1	1	O	Food Related	Fauna	Shell	Shell Hinge		Fragment										Oyster				
189.14			20		13	1		1	4	O	Food Related	Fauna	Bone	Bone		Fragment										Unidentified Mammal		One bone has butcher cut marks.		
189.15			20		13	1		1	2	O	Indeterminate	Fauna	Bone	Bone		Fragment										Indeterminate				Miller et al 2000:12
189.16			20		13	1		1	1	H	Household	Metal	Copper Alloy	Spoon		Complete	Indeterminate													www.jefpat.org
189.17			20		13	1		1	1	H	Household	Metal	Aluminum	Can		Tab	Indeterminate											Aluminum can tab.		
189.18			20		13	1		1	4	H	Indeterminate	Synthetic	Plastic	Indeterminate	Colorless	Fragment												Multiple colorless plastic fragments.	1915-	Miller et al 2000:16, Miller et al 2000:12
189.19			20		13	1		1	1	H	Indeterminate	Synthetic	Plastic	Indeterminate	Tan	Fragment													1915-	Miller et al 2000:16, Miller et al 2000:12
189.2			20		13	1		1	6	H	Architectural	Other	Composite	Mortar	White	Fragment														
189.20			20		13	1		1	1	H	Personal	Metal	Copper Alloy	Button		Almost Complete	Stamped											Stamped button w/ blank face. Shank missing. Lettering on shank, " T F D - - - C H". Patinated.		
189.21			20		13	1		1	3	H	Household	Glass	Common Glass	Indeterminate	Aqua	Body Sherd	Indeterminate													www.jefpat.org
189.22			20		13	1		1	1	H	Household	Glass	Common Glass	Indeterminate	Aqua	Body Sherd	Mold Blown, Indeterminate													Miller et al 2000:12
189.23			20		13	1		1	1	H	Household	Glass	Non-Lead Glass	Indeterminate	Colorless	Body Sherd	Indeterminate													
189.24			20		13	1		1	1	H	Household	Glass	Lead	Container Glass	Colorless	Rim Sherd	Indeterminate											Rim sherd. Possibly a tumbler.		
189.25			20		13	1		1	6	H	Household	Ceramic	Coarse Earthenware	Indeterminate		Body Sherd		Redware	Lead Glazed	Single Glazed	Brown, Light							Multiple vessels represented.		www.jefpat.org
189.26			20		13	1		1	6	H	Household	Ceramic	Coarse Earthenware	Indeterminate		Body Sherd		Redware	Lead Glazed	Single Glazed	Brown							Multiple vessels represented.		
189.27			20		13	1		1	5	H	Household	Ceramic	Coarse Earthenware	Indeterminate		Body Sherd		Redware	Lead Glazed	Single Glazed	Brown, Dark							Multiple vessels represented.		
189.28			20		13	1		1	3	H	Household	Ceramic	Coarse Earthenware	Indeterminate		Body Sherd		Redware	Indeterminate	Interior Spalled								Multiple vessels represented.		
189.29			20		13	1		1	1	H	Household	Ceramic	Coarse Earthenware	Jar		Base Sherd		Redware	Lead Glazed	Single Glazed	Brown							Interior glaze is partially spalled. Exterior use wear is present.		
189.30			20		13	1		1	1	H	Household	Ceramic	Coarse Earthenware	Hollowware		Rim Sherd		Redware	Lead Glazed	Single Glazed	Brown							Everted rim. Could be a nappie. Finger print in glaze on rim.		Miller et al 2000:12
189.3			20		13	1		1	2	H	Architectural	Metal	Iron	Nail		Fragment	Cut													
189.31			20		13	1		1	1	H	Household	Ceramic	Coarse Earthenware	Hollowware		Body Sherd		Redware	Slip Decorated	Copper Highlights	Tan & Green	Indeterminate						Exterior mostly spalled. Tan slip w/ green copper highlighting on ext. Light brown glaze on interior.		
189.32			20		13	1		1	1	H	Household	Ceramic	Refined Earthenware	Tea Cup		Body/Rim Sherd		White Granite	Indeterminate									Tea cup body sherd w/ partial handle.	1840-1930	www.jefpat.org
189.33			20		13	1		1	6	H	Household	Ceramic	Refined Earthenware	Indeterminate		Body Sherd		Whiteware	Indeterminate									Multiple vessels represented.	1840-	www.jefpat.org
189.34			20		13	1		1	3	H	Household	Ceramic	Refined Earthenware	Indeterminate		Rim Sherd		Whiteware	Indeterminate									Two sherds mend. Two vessels represented.	1815-	Azizi et al 1996
189.35			20		13	1		1	2	H	Household	Ceramic	Refined Earthenware	Indeterminate		Body Sherd		Whiteware	Printed		Blue	Indeterminate						Two vessels represented.	1815-1915	Azizi et al 1996, Miller et al 2000:12
189.37			20		13	1		1	2	H	Household	Ceramic	Refined Earthenware	Indeterminate		Body Sherd		Pearlware	Painted		Blue	Indeterminate						Two vessels represented. Painted blue decoration present.	1775-1830	Miller et al 2000:12
189.38			20		13	1		1	2	H	Household	Ceramic	Refined Earthenware	Indeterminate		Body Sherd		Pearlware	Painted		Earth Tone Colors	Indeterminate						Two vessels represented. Painted earth tone decoration on interior.	1795-1830	Miller et al 2000:12
189.39			20		13	1		1	1	H	Household	Ceramic	Refined Earthenware	Indeterminate		Rim Sherd		Pearlware	Painted		Earth Tone Colors	Lined						Brown painted line on interior & exterior near rim.	1795-1830	Miller et al 2000:12
189.40			20		13	1		1	1	H	Household	Ceramic	Refined Earthenware	Tableware, General		Body/Rim Sherd		Pearlware	Molded Pattern	Painted	Blue	Shell Edge, Even Scalloped, Curved Lines						Either a plate or plater. Molded shell edge, scalloped painted blue pattern on interior.	1800-1840	www.jefpat.org
189.4			20		13	1		1	11	H	Architectural	Metal	Iron	Nail		Fragment	Cut												1830-1890	Wells 2000:324-326
189.41			20		13	1		1	2	H	Household	Ceramic	Refined Earthenware	Indeterminate		Body Sherd		Unidentified Refined Earthenware	Indeterminate	Exterior Spalled								Sherds from the same vessel. Interior glaze is a light blue. Probably 20th century ceramics.		
189.5			20		13	1		1	3	H	Architectural	Metal	Iron	Nail		Complete	Cut												1830-1890	Wells 2000:324-326
189.6			20		13	1		1	2	H	Architectural	Metal	Iron	Nail		Complete	Wire												1885-	Wells 2000:326-327
189.7			20		13	1		1	2	H	Hardware	Metal	Iron	Bolt		Complete	Indeterminate											Two complete bolts. Rusted.		
189.8			20		13	1		1	1	H	Hardware	Metal	Iron	Washer																
189.9			20		13	1		1	1	H	Indeterminate	Metal	Iron	Indeterminate		Fragment												Rusted thick gauge bent wire. Could be a bolt or nail.		
190.1			20		14	2		1	1	H	Architectural	Metal	Iron	Nail		Complete	Cut											Rusted cut nail.	1830-1890	Wells 2000:324-326, Miller et al 2000:12
190.10			20		14	2		1	1	H	Household	Ceramic	Coarse Earthenware	Indeterminate		Body Sherd		Redware	Lead Glazed	Exterior Spalled	Brown, Light									
190.11			20		14	2		1	1	H	Household	Ceramic	Coarse Earthenware	Indeterminate		Base Sherd		Redware	Lead Glazed	Single Glazed	Brown, Light									
190.12			20		14	2		1	1	H	Household	Ceramic	Coarse Earthenware	Dish		Rim Sherd		Redware	Slip Decorated	Copper Highlights	White & Green	Trailed Slip						Redware rim sherd w/ coggled rim. Green copper highlighting on rim. Interior has white/tan wavy trailed slip.	-1870	
190.13			20		14	2		1	1	H	Household	Ceramic	Refined Earthenware	Indeterminate		Body Sherd		Pearlware	Indeterminate										1775-1840	Azizi et al 1996
190.14			20		14	2		1	1	H	Household	Ceramic	Refined Earthenware	Saucer		Body/Rim Sherd		Pearlware	Painted		Earth Tone Colors	Lined						Brown painted line on interior.	1795-1830	Miller et al 2000:12

FS	SB	Fea	TU	STP	Cxt	Strat	Hzn	AU	Count	H/P	Group	Class	Material	Object	Object Color	Part	Manufacture Technique	Ware	1st Decoration	2nd Decoration	Decoration Color	Pattern/Motif	Makers Mark	Mends	Vessel #	Common Name (Species)	Typology	Comments	Dates	Reference
190.2			20		14	2		1	1	H	Architectural	Metal	Iron	Nail		Fragment	Cut											Rusted cut nail fragment.	1830-1890	Wells 2000:324-326
190.3			20		14	2		1	6	H	Indeterminate	Metal	Iron	Indeterminate		Fragment												Multiple rusted flat iron fragments.		
190.4			20		14	2		1	1	H	Architectural	Other	Composite	Mortar		Fragment														Miller et al 2000:12
190.5			20		14	2		1	1	O	Indeterminate	Fauna	Bone	Bone		Fragment										Indeterminate				
190.6			20		14	2		1	2	O	Indeterminate	Fauna	Bone	Bone		Fragment										Unidentified Mammal		Bone fragments refit.		Wells 2000:324-326
190.7			20		14	2		1	1	H	Household	Glass	Lead	Indeterminate	Colorless	Body Sherd	Indeterminate													
190.8			20		14	2		1	1	H	Activities	Ceramic	Coarse Earthenware	Flower Pot		Rim Sherd		Redware	Unglazed								Unglazed flower pot rim. Folded rim has a slight curve to it.		Miller et al 2000:12
190.9			20		14	2		1	2	H	Household	Ceramic	Coarse Earthenware	Indeterminate		Body Sherd		Redware	Lead Glazed	Single Glazed	Brown							Two vessels represented.		
191.1			20		46	3			1	H	Household	Ceramic	Coarse Earthenware	Hollowware		Body Sherd		Redware	Lead Glazed	Single Glazed	Brown							Brown glaze on interior. Exterior is unglazed w/ light incised lines.		
191.2			20		46	3			1	H	Household	Ceramic	Coarse Earthenware	Hollowware		Body Sherd		Redware	Lead Glazed	Double Glazed	Brown, Light									
191.3			20		46	3			1	H	Household	Ceramic	Coarse Earthenware	Indeterminate		Body Sherd		Redware	Slip Decorated	Copper Highlights	Green	Trailed Slip						Interior glazed w/ copper highlights.		Azizi et al 1996
191.4			20		46	3			1	H	Household	Ceramic	Refined Earthenware	Indeterminate		Base/Body Sherd		Pearlware	Painted		Earth Tone Colors	Floral						Earth tone painted floral decoration on interior. Green leaves w/ light brown stem w/ repeating brown dots running adjacently.	1795-1830	Miller et al 2000:12
191.5			20		46	3			1	H	Household	Ceramic	Refined Earthenware	Hollowware		Body/Rim Sherd		Creamware	Indeterminate									Creamware hollowware.	1762-1820	Miller et al 2000:12, Wells 2000:324-326
192.1			20		42	4			4	H	Architectural	Other	Composite	Mortar		Fragment														Miller et al 2000:12
192.10			20		42	4			1	H	Household	Ceramic	Coarse Earthenware	Indeterminate		Body Sherd		Redware	Lead Glazed	Exterior Spalled	Brown									Wells 2000:324-326
192.11			20		42	4			1	H	Household	Ceramic	Coarse Earthenware	Indeterminate		Base Sherd		Redware	Lead Glazed	Single Glazed	Brown									
192.12			20		42	4			2	H	Household	Ceramic	Coarse Earthenware	Indeterminate		Body Sherd		Redware	Lead Glazed	Single Glazed	Brown, Dark							Two vessels represented.		
192.13			20		42	4			1	H	Household	Ceramic	Refined Earthenware	Indeterminate		Body Sherd		White Granite	Indeterminate										1840-1930	www.jefpat.org
192.14			20		42	4			1	H	Household	Ceramic	Refined Earthenware	Indeterminate		Body Sherd		Whiteware	Indeterminate										1815-2017	Azizi et al 1996
192.15			20		42	4			2	H	Household	Ceramic	Refined Earthenware	Indeterminate		Base Sherd		Pearlware	Painted		Earth Tone Colors	Indeterminate						Two vessels represented. Painted earth tone colored decoration on interior.	1795-1830	Miller et al 2000:12
192.16			20		42	4			1	H	Household	Ceramic	Refined Earthenware	Plate		Body/Rim Sherd		Creamware	Indeterminate									Probably an octagonal plate w/ bath style rim.	1762-1820	Miller et al 2000:12
192.2			20		42	4			6	H	Architectural	Glass	Common Glass	Window Glass	Aqua	Fragment														
192.3			20		42	4			3	H	Architectural	Metal	Iron	Nail		Fragment	Cut											Multiple rusted cut nail fragments.	1830-1890	Wells 2000:324-326, Miller et al 2000:12
192.4			20		42	4			1	H	Architectural	Metal	Iron	Nail		Complete	Cut											Rusted cut nail.	1830-1890	Wells 2000:324-326
192.5			20		42	4			1	H	Fuel	Lithic	Coal	Coal Fragment																
192.6			20		42	4			3	O	Indeterminate	Fauna	Bone	Bone		Fragment										Indeterminate				
192.7			20		42	4			1	O	Food Related	Fauna	Bone	Bone		Fragment										Unidentified Mammal		Cut mammal vertebrate.		
192.8			20		42	4			1	H	Household	Glass	Lead	Indeterminate	Colorless	Body Sherd	Indeterminate													
192.9			20		42	4			1	H	Household	Ceramic	Coarse Earthenware	Indeterminate		Body Sherd		Redware	Lead Glazed	Single Glazed	Brown									
193.1			20		15	5		2	7	H	Architectural	Glass	Common Glass	Window Glass	Aqua	Fragment														Miller et al 2000:12
193.10			20		15	5		2	1	O	Indeterminate	Fauna	Bone	Bone		Complete										Unidentified Mammal				Miller et al 2000:12
193.1054			20		15	5		2	1	H	Household	Ceramic	Coarse Earthenware	Hollowware		Base Sherd		Redware	Slip Decorated	Single Glazed	Yellow, Dark Brown, Green , Light Brown	Trailed Slip		w/ 98, 72	C-0054			Redware base with dark brown wavy lines and a yellow straight line and evidence of green slip on a light brown glaze.		www.jefpat.org
193.1055			20		15	5		2	1	H	Household	Ceramic	Coarse Earthenware	Dish		Body/Rim Sherd		Redware	Slip Decorated	Single Glazed	White, Green , Light Brown	Trailed Slip		w/ 98, 193, 103	C-0055			German-style coggled rim. 1 straight green slip line is visible on the top of rim. Under interior rim is a wavy white line followed by a vertical white oval & green wavy hexagonal lines on light brown glaze. 98.118 doesn't mend but could belong to vessel.	-1870	
193.1064			20		15	5		2	1	H	Household	Ceramic	Coarse Earthenware	Hollowware		Body Sherd		Redware	Lead Glazed	Double Glazed	Brown, Dark			w/98	C-0064			Base of handle present on exterior.		www.jefpat.org
193.11			20		15	5		2	3	O	Indeterminate	Fauna	Bone	Bone		Fragment										Unidentified Bird		Two bones re-fit.		Miller et al 2000:12
193.12			20		15	5		2	4	O	Indeterminate	Fauna	Bone	Bone		Fragment										Indeterminate				
193.13			20		15	5		2	2	H	Household	Glass	Common Glass	Bottle	Aqua	Body Sherd	Mold Blown, Indeterminate											Sherds mend. Could be free blow.		
193.14			20		15	5		2	2	H	Household	Ceramic	Coarse Earthenware	Indeterminate		Body Sherd		Redware	Lead Glazed	Single Glazed	Brown							Two vessels represented.		www.jefpat.org
193.15			20		15	5		2	2	H	Household	Ceramic	Coarse Earthenware	Indeterminate		Body Sherd		Redware	Lead Glazed	Single Glazed	Brown, Light									
193.16			20		15	5		2	1	H	Household	Ceramic	Coarse Earthenware	Indeterminate		Base Sherd		Redware	Lead Glazed	Single Glazed	Brown, Light									
193.17			20		15	5		2	4	H	Household	Ceramic	Coarse Earthenware	Indeterminate		Body Sherd		Redware	Lead Glazed	Single Glazed	Brown, Dark							Multiple vessels represented.		
193.18			20		15	5		2	2	H	Household	Ceramic	Coarse Earthenware	Hollowware		Body Sherd		Redware	Lead Glazed	Single Glazed	Brown							Two vessels represented. Incised/tie-down lines on exterior.		
193.19			20		15	5		2	1	H	Household	Ceramic	Coarse Earthenware	Hollowware		Body Sherd		Redware	Lead Glazed	Single Glazed	Brown, Dark									
193.2			20		15	5		2	2	H	Architectural	Metal	Iron	Nail		Complete	Cut												1830-1890	Wells 2000:324-325
193.21			20		15	5		2	1	H	Household	Ceramic	Coarse Earthenware	Hollowware		Body Sherd		Redware	Lead Glazed	Double Glazed	Brown, Light									
193.22			20		15	5		2	1	H	Household	Ceramic	Coarse Earthenware	Hollowware		Base/Body Sherd		Redware	Lead Glazed	Double Glazed	Brown, Light									
193.23			20		15	5		2	1	H	Household	Ceramic	Coarse Earthenware	Hollowware		Body/Rim Sherd		Redware	Slip Decorated	Single Glazed	Yellow	Indeterminate						Exterior & rim is charred. Yellow slip on interior. Some of interior is spalled. Pan or bowl.		
193.26			20		15	5		2	1	H	Household	Glass	Common Glass	Indeterminate	Aqua	Body Sherd	Indeterminate													
193.27			20		15	5		2	3	H	Household	Ceramic	Refined Earthenware	Indeterminate		Body Sherd		Pearlware	Indeterminate									Multiple vessels represented.	1775-1840	Azizi et al 1996
193.28			20		15	5		2	1	H	Household	Ceramic	Refined Earthenware	Indeterminate		Base Sherd		Pearlware	Indeterminate										1775-1840	Azizi et al 1996
193.29			20		15	5		2	2	H	Household	Ceramic	Refined Earthenware	Indeterminate		Body Sherd		Pearlware	Painted		Earth Tone Colors	Indeterminate						Two vessels represented. Painted earth tone colored decoration present.	1795-1830	Miller et al 2000:12
193.3			20		15	5		2	2	H	Architectural	Metal	Iron	Nail		Fragment	Wire												1885-2017	Wells 2000:325-327
193.30			20		15	5		2	2	H	Household	Ceramic	Refined Earthenware	Hollowware		Rim Sherd		Pearlware	Painted		Earth Tone Colors	Floral						Painted brown floral decoration on exterior w/ brown line on int. & ext. of rim. Sherds are probably from the same vessel.	1795-1830	Miller et al 2000:12
193.31			20		15	5		2	2	H	Household	Ceramic	Refined Earthenware	Indeterminate		Body Sherd		Creamware	Indeterminate									Multiple vessels represented.	1762-1820	Miller et al 2000:12

FS	SB	Fea	TU	STP	Cxt	Strat	Hzn	AU	Count	H/P	Group	Class	Material	Object	Object Color	Part	Manufacture Technique	Ware	1st Decoration	2nd Decoration	Decoration Color	Pattern/Motif	Makers Mark	Mends	Vessel #	Common Name (Species)	Typology	Comments	Dates	Reference
193.32			20		15	5		2	2	H	Household	Ceramic	Refined Earthenware	Hollowware		Body/Rim Sherd		Creamware	Indeterminate					w/ self					1762-1820	Miller et al 2000:12
193.33			20		15	5		2	1	H	Household	Ceramic	Refined Earthenware	Indeterminate		Rim Sherd		Creamware	Indeterminate									Scalloped rim. Probably a tableware.	1762-1820	Miller et al 2000:12
193.34			20		15	5		2	1	H	Household	Ceramic	Porcelain	Indeterminate		Rim Sherd		Porcelain, Chinese Export	Painted, Overglaze		Gray & Red	European Neo-Classical Style						Probably a saucer. Overglaze painted on interior near rim w/ two gray lines w/ repeating red dots between the lines.	1765-1810	Madsen & White 2011:116
193.4			20		15	5		2	4	H	Architectural	Other	Composite	Mortar		Fragment														
193.5			20		15	5		2	1	O	Food Related	Fauna	Shell	Shell Hinge		Fragment										Indeterminate				
193.6			20		15	5		2	1	H	Fuel	Flora	Wood	Charcoal Fragment																
193.7			20		15	5		2	1	H	Personal	Ceramic	Refined Earthenware	Smoking Pipe		Stem		White Ball Clay												
193.8			20		15	5		2	1	H	Personal	Metal	Copper Alloy	Button		Complete												Wire loop shank flat copper alloy button.		
193.9			20		15	5		2	4	O	Indeterminate	Fauna	Bone	Bone		Fragment										Unidentified Mammal				
194.10			20		48	6			1	H	Household	Ceramic	Refined Earthenware	Indeterminate		Body Sherd		Pearlware	Painted		Blue	Indeterminate						Painted blue decoration present. Probably floral decoration.	1775-1830	Miller et al 2000:12
194.1			20		48	6			3	H	Architectural	Glass	Common Glass	Window Glass	Aqua	Fragment														
194.2			20		48	6			2	H	Architectural	Metal	Iron	Nail		Complete	Indeterminate													
194.3			20		48	6			10	H	Fuel	Flora	Wood	Charcoal Fragment																
194.4			20		48	6			2	O	Indeterminate	Fauna	Bone	Bone		Fragment										Unidentified Mammal				
194.5			20		48	6			2	H	Household	Ceramic	Coarse Earthenware	Indeterminate		Body Sherd		Redware	Lead Glazed	Single Glazed	Brown							Sherds mend.		
194.6			20		48	6			1	H	Household	Ceramic	Coarse Earthenware	Indeterminate		Body Sherd		Redware	Lead Glazed	Double Glazed	Brown							Exterior is partially spalled. Part of drain hole present.		www.jefpat.org
194.7			20		48	6			2	H	Household	Ceramic	Coarse Earthenware	Indeterminate		Body Sherd		Redware	Lead Glazed	Single Glazed	Brown, Dark							Two vessels represented.		
194.8			20		48	6			1	H	Household	Ceramic	Coarse Earthenware	Indeterminate		Base/Body Sherd		Redware	Lead Glazed	Single Glazed	Brown							Interior mostly spalled.		
194.9			20		48	6			1	H	Household	Ceramic	Coarse Earthenware	Indeterminate		Body Sherd		Redware	Slip Decorated	Single Glazed	Yellow	Trailed Slip						Interior partially spalled. Yellow trailed slip.		
195.10			29		13	1		1	2	H	Indeterminate	Metal	Iron	Spring		Fragment	Indeterminate											Two metal wire springs.		Azizi et al 1996
195.1			29		13	1		1	1	P	Tool	Lithic	Quartz	Projectile Point	White	Complete											Straight Stem/Piney Island (8.6 g)	Straight-stem to slightly expanding-stem point with a triangular blade, one defined and one rounded shoulder, and thick body. Exhibits heavily re-sharpened blade margins and impact fracture at the tip. Stem is lightly ground and thinned from the base.	Late Archaic-Early Woodland	
195.11			29		13	1		1	6	O	Indeterminate	Fauna	Bone	Bone		Fragment										Indeterminate				
195.12			29		13	1		1	2	O	Food Related	Fauna	Bone	Bone		Fragment										Unidentified Mammal		One bone cut.		
195.13			29		13	1		1	1	H	Activities	Synthetic	Plastic	Record		Fragment												Vinyl record fragment.		
195.14			29		13	1		1	1	H	Personal	Metal	White Metal	Earring		Complete	Indeterminate											Circular ribbed earring. White metal. Probably 20th century.		
195.15			29		13	1		1	1	H	Personal	Ceramic	Porcelain	Button	White	Complete	Pressed	Porcelain, Hard Paste										Tire shape Prosser 4-hole button.	1840-1960	Sprague 2002:111
195.16			29		13	1		1	1	H	Commercial	Metal	Copper Alloy	Coin		Complete	Indeterminate											1967 Dime.	1967-	www.sha.org
195.17			29		13	1		1	1	H	Commercial	Metal	Copper Alloy	Coin		Complete	Stamped											1734 1/2 Penny. KM# 566	1734-	
195.18			29		13	1		1	1	H	Household	Glass	Common Glass	Indeterminate	Olive	Body Sherd	Indeterminate													Miller et al 2000:12
195.19			29		13	1		1	3	H	Household	Glass	Non-Lead Glass	Indeterminate	Colorless	Body Sherd	Indeterminate											Multiple vessels represented.		
195.20			29		13	1		1	1	H	Household	Glass	Lead	Indeterminate	Colorless	Body Sherd	Indeterminate													www.jefpat.org
195.2			29		13	1		1	2	H	Architectural	Ceramic	Coarse Earthenware	Brick, Fragment	Orange															
195.21			29		13	1		1	2	H	Household	Ceramic	Coarse Earthenware	Indeterminate		Body Sherd		Redware	Indeterminate	Interior Spalled								Two vessels represented.		Miller et al 2000:12
195.22			29		13	1		1	1	H	Household	Ceramic	Coarse Earthenware	Indeterminate		Body Sherd		Redware	Lead Glazed	Single Glazed	Brown									
195.23			29		13	1		1	1	H	Household	Ceramic	Coarse Earthenware	Indeterminate		Body Sherd		Redware	Lead Glazed	Single Glazed	Brown, Dark									
195.24			29		13	1		1	1	H	Household	Ceramic	Refined Earthenware	Indeterminate		Body Sherd		White Granite	Indeterminate										1840-1930	www.jefpat.org
195.25			29		13	1		1	2	H	Household	Ceramic	Refined Earthenware	Indeterminate		Body Sherd		Whiteware	Indeterminate									Two vessels represented.	1815-	Azizi et al 1996, Miller et al 2000:12
195.26			29		13	1		1	1	H	Household	Ceramic	Refined Earthenware	Indeterminate		Rim Sherd		Whiteware	Indeterminate										1815-	
195.27			29		13	1		1	1	H	Household	Ceramic	Refined Earthenware	Hollowware		Body Sherd		Pearlware/Whiteware	Dipt	Interior Spalled	Blue	Banded						Interior spalled. Exterior partially spalled.	1775-1920	www.jefpat.org
195.28			29		13	1		1	1	H	Household	Ceramic	Porcelain	Indeterminate		Body Sherd		Porcelain, Hard Paste	Indeterminate											Miller et al 2000:12
195.29			29		13	1		1	1	H	Household	Ceramic	Porcelain	Teaware, General		Body/Rim Sherd		Porcelain, Hard Paste	Indeterminate									Possibly a saucer.		Miller et al 2000:12
195.3			29		13	1		1	5	H	Architectural	Lithic	Slate	Tile, Roofing		Fragment														Miller et al 2000:12
195.4			29		13	1		1	8	H	Architectural	Glass	Common Glass	Window Glass	Aqua	Fragment														Miller et al 2000:12
195.5			29		13	1		1	1	H	Fuel	Lithic	Coal	Coal Fragment																
195.6			29		13	1		1	15	H	Architectural	Metal	Iron	Nail		Fragment	Cut												1830-1890	Wells 2000:324-326, Miller et al 2000:12
195.7			29		13	1		1	5	H	Architectural	Metal	Iron	Nail		Complete	Wire												1875-2017	Wells:326, Miller et al 2000:12
195.8			29		13	1		1	3	H	Indeterminate	Metal	Iron	Indeterminate		Fragment												Three flat iron fragments. Rusted.		Miller et al 2000:12
195.9			29		13	1		1	1	H	Indeterminate	Metal	Iron	Indeterminate		Fragment												Heavy but small fragment of flat & curved iron.		
196.1			29		14	2		1	3	H	Cracked Rock	Lithic	Limestone	FCR	Gray/Red	Fragment												Limestone FCR from historic hearth.		Miller et al 2000:12
196.10			29		14	2		1	4	H	Indeterminate	Metal	Iron	Indeterminate		Fragment	Indeterminate											Flat rusted iron fragments.		
196.11			29		14	2		1	1	H	Indeterminate	Metal	Iron	Indeterminate		Fragment	Indeterminate											Flat tapered iron fragment. Rusted.		Azizi et al 1996
196.12			29		14	2		1	1	H	Indeterminate	Metal	Iron	Indeterminate		Fragment	Indeterminate											Could be a fragment from a metal hook or hardware.		Miller et al 2000:12
196.13			29		14	2		1	1	H	Indeterminate	Metal	Iron	Clasp		Fragment												Large lobster clasp w/ loop on one end. Rusted		Miller et al 2000:12
196.14			29		14	2		1	1	H	Indeterminate	Metal	White Metal	Indeterminate		Fragment												White metal circular object w/ hole in center. Could be a button, clothing grommet or hardware.		Azizi et al 1996
196.15			29		14	2		1	12	O	Indeterminate	Fauna	Bone	Bone		Fragment										Indeterminate				www.jefpat.org
196.16			29		14	2		1	17	O	Indeterminate	Fauna	Bone	Bone		Fragment										Unidentified Mammal				
196.17			29		14	2		1	4	O	Indeterminate	Fauna	Bone	Bone		Complete										Unidentified Mammal				
196.18			29		14	2		1	2	H	Household	Glass	Common Glass	Indeterminate	Olive	Body Sherd	Indeterminate											Two vessels represented.		www.sha.org/bottle/
196.19			29		14	2		1	1	H	Household	Glass	Common Glass	Indeterminate	Aqua	Body Sherd	Indeterminate													
196.2			29		14	2		1	2	H	Indeterminate	Lithic	Slate	Slate		Fragment												Flat slate fragments.		
196.20			29		14	2		1	1	H	Household	Glass	Lead	Indeterminate	Colorless	Body Sherd	Indeterminate													
196.21			29		14	2		1	3	H	Household	Glass	Non-Lead Glass	Indeterminate	Colorless	Body Sherd	Indeterminate											Multiple vessels represented.		
196.22			29		14	2		1	3	H	Household	Glass	Non-Lead Glass	Bottle	Colorless	Base Sherd	Mold Blown, Indeterminate											Square bottle base. Colorless glass.		Azizi et al 1996

FS	SB	Fea	TU	STP	Cxt	Strat	Hzn	AU	Count	H/P	Group	Class	Material	Object	Object Color	Part	Manufacture Technique	Ware	1st Decoration	2nd Decoration	Decoration Color	Pattern/Motif	Makers Mark	Mends	Vessel #	Common Name (Species)	Typology	Comments	Dates	Reference
196.23			29		14	2		1	1	H	Household	Ceramic	Refined Earthenware	Indeterminate		Base/Body Sherd		Whiteware	Indeterminate										1815-	Azizi et al 1996
196.24			29		14	2		1	2	H	Household	Ceramic	Coarse Earthenware	Indeterminate		Body Sherd		Redware	Lead Glazed	Single Glazed	Brown, Dark							Two vessels represented.		Azizi et al 1996
196.25			29		14	2		1	2	H	Household	Ceramic	Coarse Earthenware	Indeterminate		Body Sherd		Redware	Indeterminate	Interior Spalled								Two vessels represented. Interior spalled. Exterior unglazed.		Azizi et al 1996
196.26			29		14	2		1	3	H	Household	Ceramic	Coarse Earthenware	Indeterminate		Body Sherd		Redware	Slip Decorated	Single Glazed	Black	Indeterminate						Two sherds mend. But all from the same vessel. Decoration has a black/very dark brown slip. Slip is flowy.		Denker & Denker 1985:54-68
196.3			29		14	2		1	2	H	Architectural	Ceramic	Coarse Earthenware	Brick, Fragment	Orange															Azizi et al 1996
196.4			29		14	2		1	15	H	Architectural	Glass	Common Glass	Window Glass	Aqua	Fragment														
196.5			29		14	2		1	12	H	Architectural	Other	Composite	Mortar		Fragment														
196.6			29		14	2		1	1	H	Architectural	Glass	Non-Lead Glass	Window Glass	Colorless	Fragment														www.jefpat.org
196.7			29		14	2		1	2	H	Architectural	Metal	Iron	Nail		Complete	Wire												1885-2017	Wells 2000:326-327, Miller et al 2000:12
196.8			29		14	2		1	10	H	Architectural	Metal	Iron	Nail		Fragment	Cut												1830-1890	Wells 2000:324-326
196.9			29		14	2		1	1	H	Architectural	Metal	Iron	Nail		Fragment	Cut												1810-1835	Wells 2000:324-326, www.jefpat.org
197.10			29		39	3		3	2	H	Household	Glass	Common Glass	Indeterminate	Aqua	Body Sherd	Indeterminate													Miller et al 2000:12
197.1			29		39	3		3	6	H	Architectural	Ceramic	Coarse Earthenware	Brick, Fragment	Orange															
197.11			29		39	3		3	1	H	Household	Glass	Common Glass	Container Glass	Blue	Body Sherd	Mold Blown, Indeterminate													www.jefpat.org
197.12			29		39	3		3	1	H	Household	Ceramic	Coarse Earthenware	Indeterminate		Body Sherd		Redware	Lead Glazed	Single Glazed	Brown, Light									
197.13			29		39	3		3	1	H	Household	Ceramic	Refined Earthenware	Indeterminate		Rim Sherd		Creamware	Indeterminate										1762-1820	Miller et al 2000:12
197.2			29		39	3		3	3	H	Architectural	Other	Composite	Mortar		Fragment														Miller et al 2000:12
197.3			29		39	3		3	14	H	Architectural	Glass	Common Glass	Window Glass	Aqua	Fragment														
197.4			29		39	3		3	3	H	Architectural	Metal	Iron	Nail		Fragment	Cut												1810-	Wells 2000:324-326
197.5			29		39	3		3	2	H	Architectural	Metal	Iron	Nail		Fragment	Cut												1810-1835	Wells 2000:324-326
197.6			29		39	3		3	1	H	Architectural	Metal	Iron	Nail		Complete	Cut												1830-1890	Wells 2000:324-326
197.7			29		39	3		3	2	H	Household	Metal	Iron	Utensil		Fragment												Utensil handle fragments. Iron rusted tangs w/ small amount of bone handle. Could be from the same utensil.		
197.8			29		39	3		3	6	O	Indeterminate	Fauna	Bone	Bone		Fragment										Indeterminate				Miller et al 2000:12
197.9			29		39	3		3	11	O	Indeterminate	Fauna	Bone	Bone		Complete										Unidentified Mammal				
198.901			33		64		10		3	O	Indeterminate	Flora	Seed	Seed		Complete										Indeterminate (Indeterminate)				Miller et al 2000:12
198.902			33		64		10		3	O	Non-Food Related	Fauna	Shell	Shell		Complete												three small fresh water snail shells		Wells 2000:324-326
198.903			33		64		10		7	O	Non-Food Related	Flora	Seed	Seed		Complete										Red Goosefoot (Chenopodium rubrum)				
198.904			33		64		10		1	O	Indeterminate	Flora	Other	Plant Stem		Fragment														Miller et al 2000:12
198.905			33		64		10		2	O	Indeterminate	Fauna	Bone	Bone		Complete												two small bones, one longer, one more compact with socket		
198.906			33		64		10		3	O	Non-Food Related	Flora	Seed	Seed		Fragment										Red Goosefoot (Chenopodium rubrum)				Azizi et al 1996
198.907			33		64		10		2	O	Food Related	Flora	Seed	Seed		Complete										Rasp/Blackberry (Rubus L.)				Miller et al 2000:12
198.908			33		64		10		18	O	Non-Food Related	Fauna	Shell	Shell		Complete												fresh water snail shells		
198.909			33		64		10		2	O	Food Related	Flora	Seed	Seed		Complete										Strawberry (Fragaria L.)				Miller et al 2000:12
198.910			33		64		10		1	O	Indeterminate	Flora	Seed	Seed		Complete										Indeterminate (Indeterminate)				
198.911			33		64		10		1	O	Food Related	Flora	Seed	Seed		Complete										Strawberry (Fragaria L.)				Wells 2000:324-326
198.912			33		64		10		1	O	Non-Food Related	Flora	Seed	Seed		Complete										Purslane (Portulaca L.)				Miller et al 2000:12
198.913			33		64		10		38	O	Non-Food Related	Fauna	Shell	Shell		Complete														
198.914			33		64		10		1	H	Household	Glass	Non-Lead Glass	Indeterminate	Colorless	Body Sherd	Indeterminate											small colorless body sherd		
198.915			33		64		10		23	H	Architectural	Ceramic	Coarse Earthenware	Brick, Fragment	Orange															
198.916			33		64		10		5	O	Indeterminate	Fauna	Bone	Bone		Fragment												5 pieces of bone, 1 complete yet small phalange, 4 indeterminate		Miller 1993
198.917			33		64		10		14	O	Indeterminate	Fauna	Bone	Bone		Fragment												1 possible rib, others fragmented		
198.918			33		64		10		11	H	Architectural	Ceramic	Coarse Earthenware	Brick, Fragment	Orange															
198.919			33		64		10		7	H	Indeterminate	Metal	Metal & Other	Indeterminate	Green	Fragment												possible copper fragments		
198.920			33		64		10		1	O	Food Related	Flora	Seed	Seed		Complete										Elderberry (Sambucus canadensis)				
198.921			33		64		10		3	O	Non-Food Related	Fauna	Shell	Shell		Complete												three small fresh water snail shells		
198.922			33		64		10		3	O	Indeterminate	Fauna	Bone	Bone		Fragment												three small bones, none classifiable		
198.923			33		64		10		1	O	Food Related	Flora	Seed	Seed		Complete										Fig (Ficus L.)				Azizi et al 1996
198.924			33		64		10		7	H	Indeterminate	Metal	Metal & Other	Indeterminate	Green	Fragment												possible copper fragments		
199.1			26		Clean-up				1	H	Household	Ceramic	Refined Earthenware	Indeterminate		Body Sherd		Whiteware	Indeterminate	Exterior Spalled									1815-2017	Azizi et al 1996, Karklins 2000:32-35
199.2			26		Clean-up				1	H	Household	Ceramic	Refined Earthenware	Indeterminate		Body Sherd		Pearlware	Indeterminate	Interior Spalled									1775-1840	Azizi et al 1996
199.3			26		Clean-up				1	H	Household	Ceramic	Refined Earthenware	Indeterminate		Body Sherd		Creamware	Indeterminate										1762-1820	Miller et al 2000:12
200.1			20		Clean-up				2	H	Architectural	Metal	Iron	Nail		Fragment	Cut											Two cut rusted nail fragments.	1830-1890	Wells 2000:324-326
200.10			20		Clean-up				1	H	Household	Ceramic	Coarse Earthenware	Hollowware		Body Sherd		Whiteware	Indeterminate		Blue	Indeterminate						Either painted or printed blue decoration on exterior.	1815-2017	Azizi et al 1996
200.2			20		Clean-up				1	H	Architectural	Ceramic	Coarse Earthenware	Brick, Fragment	Orange															www.jefpat.org

FS	SB	Fea	TU	STP	Cxt	Strat	Hzn	AU	Count	H/P	Group	Class	Material	Object	Object Color	Part	Manufacture Technique	Ware	1st Decoration	2nd Decoration	Decoration Color	Pattern/Motif	Makers Mark	Mends	Vessel #	Common Name (Species)	Typology	Comments	Dates	Reference
200.3			20		Clean-up				11	H	Architectural	Glass	Common Glass	Window Glass	Aqua	Fragment														
200.4			20		Clean-up				1	H	Household	Glass	Common Glass	Indeterminate	Aqua	Body Sherd	Indeterminate													Azizi et al 1996
200.5			20		Clean-up				3	H	Household	Ceramic	Coarse Earthenware	Indeterminate		Body Sherd		Redware	Lead Glazed	Single Glazed	Brown, Dark							Multiple vessels represented.		
200.6			20		Clean-up				1	H	Household	Ceramic	Coarse Earthenware	Indeterminate		Body Sherd		Redware	Lead Glazed	Single Glazed	Brown							Brown glaze on interior is flat non-gloss.		
200.7			20		Clean-up				1	H	Household	Ceramic	Coarse Earthenware	Indeterminate		Body Sherd		Redware	Lead Glazed	Single Glazed	Brown							Could be a hollowware. Brown glaze on interior. Exterior spalled.		
200.8			20		Clean-up				1	H	Household	Ceramic	Coarse Earthenware	Indeterminate		Body Sherd		Redware	Slip Decorated	Single Glazed	Brown & White	Trailed Slip						White and dark brown trailed slip on interior. Exterior unglazed.		
200.9			20		Clean-up				1	H	Household	Ceramic	Refined Earthenware	Plate		Body Sherd		Whiteware	Indeterminate									Plate body sherd.	1815-2017	Azizi et al 1996
201.1			17		Clean-up				1	H	Architectural	Glass	Common Glass	Window Glass	Aqua	Fragment														
201.2			17		Clean-up				1	H	Household	Ceramic	Coarse Earthenware	Indeterminate		Body Sherd		Redware	Lead Glazed	Single Glazed	Brown									Azizi et al 1996
201.3			17		Clean-up				1	H	Household	Ceramic	Refined Earthenware	Indeterminate		Body Sherd		Pearlware	Indeterminate										1775-1840	Azizi et al 1996
202.1					GC				1	H	Personal	Metal	Copper Alloy	Buckle		Almost Complete	Indeterminate		Molded Pattern			Indeterminate						Buckle w/ copper alloy frame w/ iron pin & tongue. Molded decoration on frame has possibly a repeating bead pattern. Conservation?		
203.1			28		Clean-up				1	H	Household	Ceramic	Coarse Earthenware	Indeterminate		Body Sherd		Redware	Lead Glazed	Single Glazed	Brown									
203.2			28		Clean-up				1	H	Household	Ceramic	Refined Earthenware	Indeterminate		Body Sherd		Pearlware	Indeterminate										1775-1840	Azizi et al 1996, Denker & Denker 1985:54-68
204.1			34		13	1		1	3	H	Architectural	Glass	Common Glass	Window Glass	Aqua, Greenish	Fragment														
204.10			34		13	1		1	1	H	Lighting	Glass	Lead	Lamp Glass	Colorless	Body Sherd	Indeterminate											Curved lamp glass sherd.		
204.1011			34		13	1		1	1	H	Household	Ceramic	Coarse Earthenware	Hollowware		Rim Sherd		Redware	Lead Glazed	Single Glazed	Brown, Dark			w/ 205, 204	C-0011			Round/rolled rim, interior is glazed, exterior is unglazed, smear of glaze under exterior rim		Snyder 1992
204.11			34		13	1		1	7	H	Household	Glass	Non-Lead Glass	Container Glass	Colorless	Body Sherd	Indeterminate											Curved sherds; multiple vessels represented.		
204.12			34		13	1		1	1	H	Indeterminate	Glass	Non-Lead Glass	Indeterminate	Colorless	Rim Sherd	Indeterminate											Thin, curved sherd. Either lamp glass or container glass.		
204.13			34		13	1		1	3	H	Indeterminate	Glass	Non-Lead Glass	Indeterminate	Colorless	Body Sherd	Indeterminate											Thin, curved sherds. Either lamp glass or container glass.		
204.14			34		13	1		1	1	O	Food Related	Fauna	Shell	Shell Fragment												Oyster		Count = 1		
204.15			34		13	1		1	1	O	Indeterminate	Fauna	Bone	Bone		Fragment										Unidentified Bird		No cut or butcher marks visible.		
204.16			34		13	1		1	4	O	Indeterminate	Fauna	Bone	Bone		Fragment										Unidentified Mammal		No cut or butcher marks visible.		
204.17			34		13	1		1	1	H	Personal	Ceramic	Porcelain	Button	White	Complete	Pressed	Porcelain, Hard Paste										Saucer prosser button with 4 hole sew through.	1840-1960	Sprague 2002:111
204.18			34		13	1		1	1	H	Household	Ceramic	Stoneware	Hollowware	Buff	Body/Rim Sherd		Slip Glazed Stoneware	Albany & Bristol Slips		Dark Brown & Light Gray							Albany-slipped interior; Bristol slipped exterior. Large hollowware.	1880-1950	Azizi et al 1996
204.19			34		13	1		1	1	H	Household	Ceramic	Stoneware	Hollowware	Buff	Rim Sherd		Slip Glazed Stoneware	Bristol-Type Slip		Gray, Light							Bristol-type slip on interior and exterior.	1880-1960	Cheek 2016:89
204.2			34		13	1		1	4	H	Architectural	Glass	Common Glass	Window Glass	Aqua, Light	Fragment														Denker & Denker 1985:54-68
204.20			34		13	1		1	2	H	Household	Ceramic	Coarse Earthenware	Hollowware		Body Sherd		Redware	Lead Glazed	Exterior Spalled	Brown, Dark							Sherds do not mend.		
204.21			34		13	1		1	1	H	Household	Ceramic	Coarse Earthenware	Hollowware		Body Sherd		Redware	Lead Glazed	Single Glazed	Brown							Interior glazed; exterior unglazed. Either reeded decoration or tie-down lines visible on exterior.		Denker & Denker 1985:54-68
204.22			34		13	1		1	1	H	Household	Ceramic	Coarse Earthenware	Hollowware		Body Sherd		Redware	Lead Glazed	Single Glazed	Brown, Light							Interior glazed; exterior unglazed.		
204.23			34		13	1		1	4	H	Household	Ceramic	Coarse Earthenware	Hollowware		Body/Rim Sherd		Redware	Lead Glazed	Single Glazed	Brown, Dark							Some sherds mend but all look like they likely belonged to the same vessel. Not enough of rim remains to measure diameter. Two sherds have possible reeded decoration on their exteriors but they could also just be tie-down lines.		Denker & Denker 1985:54-68
204.24			34		13	1		1	7	H	Household	Ceramic	Refined Earthenware	Indeterminate		Body Sherd		Yellowware	Indeterminate									No decoration visible.	1828-1940	www.jefpat.org
204.25			34		13	1		1	13	H	Household	Ceramic	Refined Earthenware	Indeterminate		Body Sherd		Whiteware	Indeterminate									No decoration visible; multiple vessels represented.	1815-	Azizi et al 1996
204.26			34		13	1		1	2	H	Household	Ceramic	Refined Earthenware	Tea Cup		Handle		Whiteware	Indeterminate					w/ self				Small tea cup handle sherds; sherds mend.	1815-	Azizi et al 1996, Miller et al 2000:13
204.27			34		13	1		1	1	H	Household	Ceramic	Refined Earthenware	Indeterminate		Rim Sherd		Whiteware	Indeterminate									No decoration visible. Small rim sherd.	1815-	Azizi et al 1996, Denker & Denker 1985:54-68
204.28			34		13	1		1	1	H	Household	Ceramic	Refined Earthenware	Saucer		Body/Rim Sherd		Pearlware/Whiteware	Painted		Teal	Floral						Painted with a chrome-color color, but the glaze looks more transitional pearlware/whiteware than just whiteware.	1830-1880	www.jefpat.org
204.29			34		13	1		1	1	H	Household	Ceramic	Refined Earthenware	Indeterminate		Indeterminate		Creamware	Indeterminate									No decoration visible. Either a base or a rim sherd.	1762-1820	Miller et al 2000:12
204.30			34		13	1		1	1	H	Household	Ceramic	Refined Earthenware	Indeterminate		Body Sherd		Pearlware	Indeterminate									No decoration visible.	1775-1840	Azizi et al 1996
204.3			34		13	1		1	3	H	Household	Glass	Common Glass	Container Glass	Olive	Body Sherd	Indeterminate											Probably bottle glass. Sherds likely represent two separate vessels.		
204.31			34		13	1		1	2	H	Household	Ceramic	Refined Earthenware	Indeterminate		Body Sherd		White Granite	Indeterminate									No decoration visible. Sherds do not mend but could belong to the same vessel.	1840-1930	www.jefpat.org
204.32			34		13	1		1	1	H	Household	Ceramic	Refined Earthenware	Indeterminate		Rim Sherd		White Granite	Indeterminate									No decoration visible.	1840-1930	www.jefpat.org
204.33			34		13	1		1	1	H	Household	Ceramic	Refined Earthenware	Indeterminate		Body Sherd		Ironstone	Decal Overglaze		Green & Bright Green	Indeterminate						Not enough of decoration remains to identify pattern.	1890-	Miller et al 2000:13
204.34			34		13	1		1	1	H	Household	Ceramic	Refined Earthenware	Indeterminate		Rim Sherd		Whiteware	Printed		Red	Indeterminate						Not enough of decoration remains to identify pattern.	1829-1915	www.jefpat.org
204.35			34		13	1		1	1	H	Household	Ceramic	Refined Earthenware	Indeterminate		Body Sherd		Whiteware	Printed		Green, Bluish	Indeterminate						Not enough of decoration remains to identify pattern.	1829-1915	www.jefpat.org
204.36			34		13	1		1	1	H	Household	Ceramic	Refined Earthenware	Indeterminate		Body Sherd		Whiteware	Printed		Blue	Indeterminate						Not enough of decoration remains to identify pattern.	1815-1915	Azizi et al 1996
204.37			34		13	1		1	1	H	Household	Ceramic	Refined Earthenware	Indeterminate		Rim Sherd		Whiteware	Interior Spalled		Blue	Indeterminate						Very small amount of blue decoration is visible, not enough to determine if it is printed or painted.	1815-	Azizi et al 1996, Miller et al 2000:13
204.38			34		13	1		1	1	H	Household	Glass	Non-Lead Glass	Indeterminate	Colorless	Fragment	Indeterminate											Very weathered and slightly burned piece of flat glass.		
204.39			34		13	1		1	2	H	Toy/Recreation	Ceramic	Porcelain	Doll Part		Fragment		Porcelain, Hard Paste	Painted, Overglaze		Pink & Brown	Other						Porcelain doll face fragments. Brushed with pink paint on face, brown eye brown painted on top of it.		
204.40			34		13	1		1	2	H	Hardware	Metal	Iron	Staple		Complete	Indeterminate											Large staples.		Stoltzfus & Snyder 1997:20
204.4			34		13	1		1	5	H	Household	Glass	Common Glass	Container Glass	Aqua	Body Sherd	Indeterminate											Curved sherds; likely belonging to bottles or jars. Multiple vessels represented.		
204.41			34		13	1		1	5	H	Indeterminate	Metal	Iron	Sheet Metal		Fragment	Indeterminate											Flat, sheet metal fragments.		
204.42			34		13	1		1	1	H	Household	Other	Metal & Other	Utensil		Handle	Indeterminate											Utensil handle made of iron and either bone or wood.		

FS	SB	Fea	TU	STP	Cxt	Strat	Hzn	AU	Count	H/P	Group	Class	Material	Object	Object Color	Part	Manufacture Technique	Ware	1st Decoration	2nd Decoration	Decoration Color	Pattern/Motif	Makers Mark	Mends	Vessel #	Common Name (Species)	Typology	Comments	Dates	Reference
204.43			34		13	1		1	1	H	Indeterminate	Metal	Lead	Indeterminate		Complete	Indeterminate											Flat, oval-shaped piece of lead.		Denker & Denker 1985:54-68
204.44			34		13	1		1	1	H	Indeterminate	Metal	Iron	Hook		Almost Complete	Indeterminate											Unidentified iron hook. Broken on the non-hook end.		
204.45			34		13	1		1	1	H	Hardware	Metal	Iron	Vice		Almost Complete	Indeterminate													
204.46			34		13	1		1	6	H	Architectural	Metal	Iron	Nail		Fragment	Indeterminate											Too rusted to identify manufacturing technique. Nails are missing heads.		
204.47			34		13	1		1	13	H	Architectural	Metal	Iron	Nail		Almost Complete	Square											Too rusted to identify manufacturing technique more specifically. Nails are missing heads.		Sprague 2002:115
204.48			34		13	1		1	13	H	Architectural	Metal	Iron	Nail		Complete	Square											Too rusted to identify manufacturing technique more specifically.		
204.49			34		13	1		1	4	H	Architectural	Metal	Iron	Nail		Complete	Indeterminate											Too rusted to identify manufacturing technique.		
204.5			34		13	1		1	1	H	Household	Glass	Common Glass	Container Glass	Aqua	Body Sherd	Mold Blown, Indeterminate											Possibly part of a strap flask but sherd is too small to say for certain.		
204.50			34		13	1		1	2	H	Architectural	Metal	Iron	Nail		Fragment	Indeterminate											Too rusted to identify manufacturing technique.		
204.51			34		13	1		1	1	H	Architectural	Metal	Iron	Nail		Complete	Square											Clinched nail; likely hand wrought but nail is too rusted to say for sure.		
204.52			34		13	1		1	2	H	Architectural	Metal	Iron	Nail		Complete	Wire											Two bent, wire nails.	1880-	Wells 2000:326-327
204.53			34		13	1		1	2	H	Household	Ceramic	Coarse Earthenware	Hollowware		Body Sherd		Redware	Lead Glazed	Single Glazed	Brown, Dark			w/ self				Interior glazed. Three incised on exterior. Sherds mend.		
204.6			34		13	1		1	1	H	Household	Glass	Common Glass	Container Glass	Aqua	Body Sherd	Mold Blown, Indeterminate		Embossed			Indeterminate						Likely part of a jar or small bottle. Embossed decoration looks like it might be part of an insignia of some kind.		
204.7			34		13	1		1	1	H	Household	Glass	Common Glass	Container Glass	Aqua	Body Sherd	Mold Blown, Indeterminate		Embossed			Lettering						Likely part of a large, paneled bottle. Only fragmentary and unreadable embossing remains.		Denker & Denker 1985:54-68
204.8			34		13	1		1	2	H	Household	Glass	Lead	Indeterminate	Colorless	Body Sherd	Indeterminate											Unidentified sherds; likely container glass.		
204.9			34		13	1		1	1	H	Household	Glass	Lead	Indeterminate	Colorless	Body Sherd	Mold Blown, Indeterminate											Thick, partially spalled sherd. Possibly container glass or tableware glass but could be something related to lighting. Thick mold seam visible.		
205.1			34		14	2		1	49	O	Food Related	Fauna	Shell	Shell Hinge		Complete										Oyster				
205.10			34		14	2		1	1	H	Indeterminate	Metal	Lead	Indeterminate														Cylindrical shaped piece of lead with a flared end w/ a square hole through it.		
205.1011			34		14	2		1	1	H	Household	Ceramic	Coarse Earthenware	Hollowware		Rim Sherd		Redware	Lead Glazed	Single Glazed	Brown, Dark			w/ 205, 204	C-0011			Round/rolled rim, interior is glazed, exterior is unglazed, smear of glaze under exterior rim		
205.11			34		14	2		1	11	O	Indeterminate	Fauna	Bone	Bone		Fragment										Indeterminate				Azizi et al 1996
205.12			34		14	2		1	2	O	Indeterminate	Fauna	Bone	Tooth		Fragment										Indeterminate				
205.13			34		14	2		1	4	O	Indeterminate	Fauna	Bone	Bone		Fragment										Unidentified Mammal		Two finger nail fragments.		
205.14			34		14	2		1	10	H	Household	Glass	Common Glass	Indeterminate	Aqua	Body Sherd	Indeterminate											Multiple vessels represented.		
205.15			34		14	2		1	17	H	Household	Glass	Common Glass	Indeterminate	Olive, Dark	Body Sherd	Indeterminate											Multiple vessels represented.		
205.16			34		14	2		1	1	H	Household	Glass	Common Glass	Indeterminate	Purple	Body Sherd	Mold Blown, Indeterminate		Molded Pattern			Indeterminate						Molded pattern on ext. has small tiny circles.		
205.17			34		14	2		1	2	H	Household	Glass	Non-Lead Glass	Indeterminate	Colorless	Body Sherd	Indeterminate											Two vessels represented.		
205.18			34		14	2		1	10	H	Household	Glass	Lead	Indeterminate	Colorless	Body Sherd	Indeterminate											Multiple vessels represented.		Azizi et al 1996
205.19			34		14	2		1	9	H	Household	Ceramic	Stoneware	Hollowware	Buff	Body Sherd		Salt Glazed, Gray/Buff Bodied	Miscellaneous Brown Slip		Brown									
205.2			34		14	2		1	20	O	Food Related	Fauna	Shell	Shell Hinge		Fragment										Oyster				
205.20			34		14	2		1	253	H	Household	Ceramic	Coarse Earthenware	Indeterminate		Body Sherd		Redware	Lead Glazed	Single Glazed	Brown							Multiple vessels represented.		
205.21			34		14	2		1	87	H	Household	Ceramic	Coarse Earthenware	Indeterminate		Body Sherd		Redware	Lead Glazed	Single Glazed	Brown, Dark							Multiple vessels represented.		www.jefpat.org
205.22			34		14	2		1	54	H	Household	Ceramic	Coarse Earthenware	Indeterminate		Body Sherd		Redware	Lead Glazed	Single Glazed	Brown, Light							Multiple vessels represented.		
205.23			34		14	2		1	7	H	Household	Ceramic	Coarse Earthenware	Indeterminate		Body Sherd		Redware	Indeterminate	Interior Spalled								Multiple vessels represented.		Albert 1976:465
205.24			34		14	2		1	34	H	Household	Ceramic	Coarse Earthenware	Hollowware		Body Sherd		Redware	Lead Glazed	Single Glazed	Brown							Multiple vessels represented. Incised/tie-down lines on exterior.		
205.25			34		14	2		1	1	H	Household	Ceramic	Coarse Earthenware	Hollowware		Body Sherd		Redware	Lead Glazed	Single Glazed	Indeterminate							Hollowware body sherd w/ incised/tie-down. Glaze on interior is faded, discolored and spalled. Somewhat of a white/gray color.		Azizi et al 1996
205.26			34		14	2		1	15	H	Household	Ceramic	Coarse Earthenware	Hollowware		Base Sherd		Redware	Lead Glazed	Single Glazed	Brown							Multiple vessels represented. Base sherds.		
205.27			34		14	2		1	13	H	Household	Ceramic	Coarse Earthenware	Hollowware		Rim Sherd		Redware	Lead Glazed	Single Glazed	Brown							Multiple vessels represented. German style rims.		
205.28			34		14	2		1	6	H	Household	Ceramic	Coarse Earthenware	Hollowware		Rim Sherd		Redware	Lead Glazed	Single Glazed	Brown							Multiple vessels represented. German style rims. Two sherds mend.		
205.29			34		14	2		1	2	H	Household	Ceramic	Refined Earthenware	Indeterminate		Body Sherd		Yellowware	Indeterminate	Interior Spalled									1828-1940	www.jefpat.org, Denker & Denker 1985:54-58
205.3			34		14	2		1	21	O	Food Related	Fauna	Shell	Shell Fragment												Oyster				Azizi et al 1996
205.30			34		14	2		1	57	H	Household	Ceramic	Refined Earthenware	Indeterminate		Body Sherd		Whiteware	Indeterminate									Multiple vessels represented.	1815-	Azizi et al 1996
205.31			34		14	2		1	7	H	Household	Ceramic	Refined Earthenware	Indeterminate		Rim Sherd		Whiteware	Indeterminate									Multiple vessels represented.	1815-	Azizi et al 1996
205.32			34		14	2		1	1	H	Household	Ceramic	Refined Earthenware	Saucer		Body/Rim Sherd		Whiteware	Indeterminate										1815-	Azizi et al 1996
205.33			34		14	2		1	3	H	Household	Ceramic	Refined Earthenware	Indeterminate		Rim Sherd		Whiteware	Printed		Purple	Indeterminate						Printed purple decoration on interior. Slightly flared rim. All sherds from the same vessel. Gentle scalloped rim.	1829-1915	www.jefpat.org, Miller et al 2000:12
205.34			34		14	2		1	1	H	Household	Ceramic	Refined Earthenware	Indeterminate		Body Sherd		Whiteware	Painted		Chrome Colors	Indeterminate						Painted decoration present w/ green & brown pattern.	1830-1880	www.jefpat.org
205.35			34		14	2		1	43	H	Household	Ceramic	Refined Earthenware	Indeterminate		Body Sherd		Pearlware	Indeterminate									Multiple vessels represented.	1775-1840	Azizi et al 1996
205.36			34		14	2		1	17	H	Household	Ceramic	Refined Earthenware	Indeterminate		Body Sherd		Pearlware	Printed		Blue	Indeterminate						Multiple vessels represented.	1803-1830	www.jefpat.org
205.37			34		14	2		1	2	H	Household	Ceramic	Refined Earthenware	Tableware, General		Body/Rim Sherd		Pearlware	Printed		Blue	Indeterminate						Sherds mend. Printed blue decoration on interior. Probably a floral decoration. Could be a plate or platter.	1803-1830	www.jefpat.org
205.38			34		14	2		1	5	H	Household	Ceramic	Refined Earthenware	Indeterminate		Base Sherd		Pearlware	Printed		Blue	Indeterminate						Multiple vessels represented. Printed blue decoration on interior.	1803-1830	www.jefpat.org
205.39			34		14	2		1	2	H	Household	Ceramic	Refined Earthenware	Lid		Fragment		Pearlware	Printed		Blue	Indeterminate						Sherds mend. Lid fragment.	1803-1830	www.jefpat.org, Miller et al 2000:12
205.40			34		14	2		1	11	H	Household	Ceramic	Refined Earthenware	Indeterminate		Body Sherd		Pearlware	Painted		Blue	Indeterminate						Multiple vessels represented.	1775-1830	Miller et al 2000:12
205.4			34		14	2		1	1	H	Indeterminate	Metal	Iron	Indeterminate		Fragment	Indeterminate													
205.41			34		14	2		1	2	H	Household	Ceramic	Refined Earthenware	Indeterminate		Rim Sherd		Pearlware	Molded Pattern	Painted	Blue	Shell Edge, Indeterminate						Exterior spalled. Blue shell edge pattern on interior.	1775-1840	Azizi et al 1996

FS	SB	Fea	TU	STP	Cxt	Strat	Hzn	AU	Count	H/P	Group	Class	Material	Object	Object Color	Part	Manufacture Technique	Ware	1st Decoration	2nd Decoration	Decoration Color	Pattern/Motif	Makers Mark	Mends	Vessel #	Common Name (Species)	Typology	Comments	Dates	Reference
205.42			34		14	2		1	5	H	Household	Ceramic	Refined Earthenware	Tableware, General		Rim Sherd		Pearlware	Molded Pattern	Painted	Blue, Dark	Cord & Tassel						Embossed cord & tassel pattern on interior painted dark blue. Plate or platter. Three sherds mend. All from the same vessel.	1820-1835	Miller et al 2000:13
205.43			34		14	2		1	10	H	Household	Ceramic	Refined Earthenware	Indeterminate		Body Sherd		Pearlware/Whiteware	Printed		Blue	Indeterminate						Multiple vessels represented.	1803-1880	www.jefpat.org
205.44			34		14	2		1	2	H	Household	Ceramic	Porcelain	Indeterminate		Body Sherd		Bone China	Indeterminate										1794-	Miller et al 2000:9
205.45			34		14	2		1	2	H	Household	Ceramic	Porcelain	Indeterminate		Rim Sherd		Bone China	Indeterminate										1794-	Miller et al 2000:9
205.46			34		14	2		1	2	H	Household	Ceramic	Porcelain	Indeterminate		Base Sherd		Bone China	Indeterminate									Two vessels represented.	1794-	Miller et al 2000:9, Azizi et al 1996
205.47			34		14	2		1	1	H	Household	Ceramic	Porcelain	Tea Pot		Body Sherd		Bone China	Indeterminate									Bone china body shed to a tea pot w/ drainage holes for spout.	1794-	Miller et al 2000:9
205.48			34		14	2		1	3	H	Household	Ceramic	Refined Earthenware	Indeterminate		Body Sherd		Creamware	Indeterminate									Multiple vessels represented.	1762-1820	Miller et al 2000:12
205.49			34		14	2		1	1	H	Household	Ceramic	Refined Earthenware	Indeterminate		Base Sherd		Whiteware	Printed		Purple	Indeterminate						Printed purple decoration on interior. Round footring.	1829-1915	www.jefpat.org
205.5			34		14	2		1	65	H	Architectural	Metal	Iron	Nail		Fragment	Cut												1830-1890	Wells 2000:324-326
205.50			34		14	2		1	1	H	Household	Ceramic	Refined Earthenware	Tableware, General		Rim Sherd		Whiteware	Molded Pattern	Painted	Blue	Shell Edge, Even Scalloped, Curved Lines						Either a plate or platter.	1820-1835	Miller et al 2000:13, Miller et al 2000:12
205.51			34		14	2		1	1	H	Household	Ceramic	Refined Earthenware	Hollowware		Body Sherd		Pearlware	Indeterminate									Body sherd w/ drain holes.	1775-1840	Azizi et al 1996
205.52			34		14	2		1	1	H	Household	Ceramic	Refined Earthenware	Plate		Base/Body Sherd		Pearlware	Printed		Blue	Indeterminate						Printed blue pattern on interior. Rust staining on exterior. Partially spalled. Undercut footring.	1803-1830	www.jefpat.org
205.53			34		14	2		1	3	H	Household	Ceramic	Refined Earthenware	Plate		Body/Rim Sherd		Pearlware	Printed		Blue, Dark	Old Blue-General						Sherds mend. Old blue pattern on interior. Probably floral.	1815-1840	Azizi et al 1996
205.54			34		14	2		1	4	H	Household	Ceramic	Refined Earthenware	Indeterminate		Rim Sherd		Pearlware	Painted		Blue	Indeterminate						Multiple vessels represented. Painted blue decoration present.	1775-1830	Miller et al 2000:12
205.55			34		14	2		1	9	H	Household	Ceramic	Refined Earthenware	Tableware, General		Body/Rim Sherd		Pearlware	Molded Pattern	Painted	Blue	Shell Edge, Even Scalloped, Curved Lines						Could be a plate or platter. Multiple vessels represented. Two sherds mend.	1800-1840	www.jefpat.org
205.56			34		14	2		1	1	H	Household	Ceramic	Coarse Earthenware	Indeterminate		Body Sherd		Redware	Lead Glazed	Double Glazed	Brown									
205.57			34		14	2		1	1	H	Household	Ceramic	Stoneware	Hollowware	Gray	Body Sherd		Salt Glazed, Gray/Buff Bodied	Indeterminate									No slip on interior but has a flat brown wash.		
205.58			34		14	2		1	1	H	Household	Ceramic	Stoneware	Hollowware	Buff	Body Sherd		Salt Glazed, Gray/Buff Bodied	Albany-Type Slip		Brown, Dark							Albany dark brown slip on interior.	1805-1940	Miller et al 2000:10
205.59			34		14	2		1	2	H	Architectural	Metal	Iron	Nail		Complete	Wire												1885-	Wells 2000:326-327
205.6			34		14	2		1	6	H	Architectural	Metal	Iron	Nail		Complete	Cut												1830-1890	Wells 2000:324-326
205.60			34		14	2		1	3	H	Indeterminate	Metal	Iron	Indeterminate		Fragment												Multiple flat iron fragment. Rusted.		
205.61			34		14	2		1	1	H	Household	Metal	Iron	Utensil		Fragment												Utensil handle.		
205.62			34		14	2		1	1	H	Personal	Fauna	Bone	Button		Complete												Small bone button. Two-holes disc shaped.		
205.63			34		14	2		1	1	H	Tool	Metal	Copper Alloy	Wick Scissors		Fragment	Indeterminate											Copper alloy wick scissor fragments. Loop handle portion.		
205.64			34		14	2		1	1	H	Household	Glass	Lead	Indeterminate	Colorless	Body Sherd	Pressed		Molded Pattern			Indeterminate						Press molded pattern on exterior.		
205.65			34		14	2		1	1	H	Lighting	Glass	Lead	Lamp Glass	Colorless	Rim Sherd	Indeterminate													
205.66			34		14	2		1	1	H	Household	Glass	Common Glass	Bottle	Aqua	Body Sherd	Mold Blown, Indeterminate											Aqua body/finish fragment to a bottle.		Miller et al 2000:12
205.67			34		14	2		1	2	H	Indeterminate	Metal	Iron	Indeterminate		Fragment	Indeterminate											Heavily rusted bent iron fragments. Thick, could be cut spike fragments.		
205.68			34		14	2		1	1	H	Indeterminate	Metal	Iron	Indeterminate		Fragment												Rusted Iron fragment w/ two prongs. Could be part of a utensil.		Azizi et al 1996
205.69			34		14	2		1	1	H	Household	Ceramic	Coarse Earthenware	Hollowware		Body Sherd		Redware	Lead Glazed	Double Glazed	Brown, Light									
205.70			34		14	2		1	6	H	Household	Ceramic	Coarse Earthenware	Hollowware		Body Sherd		Redware	Lead Glazed	Single Glazed	Brown, Dark							Dark brown glaze on interior. Exterior unglazed. Ext. has incised/tie-down lines. Multiple vessels represented.		Azizi et al 1996
205.7			34		14	2		1	1	H	Architectural	Metal	Iron	Spike		Complete	Cut													Miller et al 2000:12
205.71			34		14	2		1	1	H	Household	Ceramic	Coarse Earthenware	Hollowware		Rim Sherd		Redware	Lead Glazed	Single Glazed	Brown							Probably a jar.		Miller et al 2000:12
205.73			34		14	2		1	1	H	Household	Ceramic	Coarse Earthenware	Hollowware		Rim Sherd		Redware	Lead Glazed	Single Glazed	Brown							Tiny rim from small vessel or toy.		Azizi et al 1996
205.74			34		14	2		1	1	H	Household	Ceramic	Coarse Earthenware	Indeterminate		Body Sherd		Redware	Slip Decorated	Single Glazed	Green	Indeterminate						Green slip decoration on interior, partially spalled.		
205.75			34		14	2		1	8	H	Household	Ceramic	Refined Earthenware	Indeterminate		Body Sherd		Whiteware	Printed		Blue	Indeterminate						Multiple vessels represented. Blue printed decoration present.	1815-1915	Azizi et al 1996, Miller et al 2000:12
205.76			34		14	2		1	1	H	Household	Ceramic	Refined Earthenware	Indeterminate		Rim Sherd		Whiteware	Printed		Purple	Indeterminate						rim sherd from a small vessel. Printed purple decoration on interior.	1829-1915	www.jefpat.org
205.77			34		14	2		1	1	H	Household	Ceramic	Refined Earthenware	Hollowware		Body Sherd		Whiteware	Printed		Purple	Indeterminate						Printed purple decoration on interior & exterior.	1829-1915	www.jefpat.org
205.78			34		14	2		1	1	H	Household	Ceramic	Refined Earthenware	Saucer		Body/Rim Sherd		Whiteware	Painted		Chrome Colors	Indeterminate						Painted green colored decoration on interior. Interior mostly spalled.	1830-1880	www.jefpat.org, Miller et al 2000:12
205.78			34		14	2		1	3	H	Household	Ceramic	Refined Earthenware	Hollowware		Handle		Whiteware	Indeterminate									Sherds mend. Thick handle fragment to a hollowware.	1815-	Azizi et al 1996, Miller et al 2000:12
205.79			34		14	2		1	2	H	Household	Ceramic	Refined Earthenware	Indeterminate		Rim Sherd		Pearlware	Indeterminate	Interior Spalled								Two vessels represented. Interior spalled.	1775-1840	Azizi et al 1996, www.thepotteries.org
205.8			34		14	2		1	20	H	Architectural	Ceramic	Coarse Earthenware	Brick, Fragment	Red/Orange														Miller et al 2000:12
205.80			34		14	2		1	2	H	Household	Ceramic	Refined Earthenware	Indeterminate		Base Sherd		Pearlware	Indeterminate									Two vessels represented.	1775-1840	Azizi et al 1996
205.81			34		14	2		1	3	H	Household	Ceramic	Refined Earthenware	Indeterminate		Base Sherd		Pearlware	Indeterminate									Multiple vessels represented. Double undercut footring.	1775-1840	Azizi et al 1996
205.82			34		14	2		1	2	H	Household	Ceramic	Refined Earthenware	Hollowware		Body Sherd		Pearlware	Rouletted	Dipt	Brown & Green	Banded						Sherds mend. Green rouletted band followed by thick brown band.	1775-1860	Azizi et al 1996
205.83			34		14	2		1	1	H	Household	Ceramic	Refined Earthenware	Hollowware		Rim Sherd		Pearlware	Rouletted	Dipt	Brown & Green	Banded						Thin dark brown band followed by green rouletted band.	1775-1860	Azizi et al 1996, Miller et al 2000:12
205.84			34		14	2		1	1	H	Household	Ceramic	Refined Earthenware	Indeterminate		Rim Sherd		Creamware	Indeterminate									Creamware rim sherd.	1762-1820	Miller et al 2000:12
205.85			34		14	2		1	2	H	Household	Ceramic	Porcelain	Tableware, General		Body Sherd		Porcelain, Chinese Export	Painted		Blue	Indeterminate						Sherds are probably from the same tableware. Could be a plate or platter.		
205.86			34		14	2		1	1	O	Food Related	Fauna	Bone	Calcined Bone		Fragment										Indeterminate		Burned bone.		

FS	SB	Fea	TU	STP	Cxt	Strat	Hzn	AU	Count	H/P	Group	Class	Material	Object	Object Color	Part	Manufacture Technique	Ware	1st Decoration	2nd Decoration	Decoration Color	Pattern/Motif	Makers Mark	Mends	Vessel #	Common Name (Species)	Typology	Comments	Dates	Reference
205.87			34		14	2		1	1	H	Household	Ceramic	Refined Earthenware	Plate		Rim Sherd		Pearlware	Molded Pattern	Painted	Blue	Shell Edge, Even Scalloped, Curved Lines						Small scalloped rim fragment with slightly curved molded pattern	1800-1840	www.jefpat.org, Miller et al 2000:12
205.88			34		14	2		1	1	H	Household	Ceramic	Refined Earthenware	Plate		Rim Sherd		Pearlware	Molded Pattern	Painted	Blue	Shell Edge, Even Scalloped, Curved Lines						Small scalloped rim fragment with curved molded pattern	1800-1840	www.jefpat.org
205.9			34		14	2		1	25	H	Architectural	Glass	Common Glass	Window Glass	Aqua	Fragment														
206.1			34		34	3			1	O	Indeterminate	Fauna	Bone	Tooth		Fragment										Unidentified Mammal				
206.2			34		34	3			1	H	Architectural	Metal	Iron	Nail		Fragment	Cut											Heavily rusted cut nail fragment.	1830-1890	Wells 2000:324-326
206.3			34		34	3			3	H	Household	Ceramic	Coarse Earthenware	Indeterminate		Body Sherd		Redware	Lead Glazed	Single Glazed	Brown							Multiple vessels represented.		www.jefpat.org
206.4			34		34	3			2	H	Household	Ceramic	Coarse Earthenware	Indeterminate		Body Sherd		Redware	Lead Glazed	Single Glazed	Brown, Dark							Two vessels represented.		
206.5			34		34	3			1	H	Household	Ceramic	Refined Earthenware	Tableware, General		Body/Rim Sherd		Pearlware	Molded Pattern	Painted	Blue	Shell Edge, Even Scalloped, Curved Lines						Small pearlware rim sherd w/ Molded shell edge pattern painted blue. Scalloped rim.	1800-1840	www.jefpat.org
207.1			34		14	2		1	6	H	Architectural	Metal	Iron	Nail		Fragment	Cut												1810-1890	Wells 2000:324-326
207.10			34		14	2		1	1	H	Household	Glass	Lead	Mug	Colorless	Base/Body Sherd	Pressed		Molded Pattern			Paneled						Molded paneled decoration on exterior.		
207.11			34		14	2		1	1	H	Household	Ceramic	Stoneware	Hollowware	Gray	Lid		Salt Glazed, Gray/Buff Bodied	Albany-Type Slip		Brown							Lid fragment. Albany type slip on interior. Could be a butter churn.	1805-1940	Miller et al 2000:10, Wells 2000:324-326
207.12			34		14	2		1	12	H	Household	Ceramic	Coarse Earthenware	Indeterminate		Body Sherd		Redware	Lead Glazed	Single Glazed	Brown							Multiple vessels represented.		
207.13			34		14	2		1	4	H	Household	Ceramic	Coarse Earthenware	Indeterminate		Body Sherd		Redware	Lead Glazed	Single Glazed	Brown, Light							Multiple vessels represented.		
207.14			34		14	2		1	16	H	Household	Ceramic	Coarse Earthenware	Indeterminate		Body Sherd		Redware	Lead Glazed	Single Glazed	Brown, Dark							Multiple vessels represented.		
207.15			34		14	2		1	1	H	Household	Ceramic	Coarse Earthenware	Hollowware		Body Sherd		Redware	Lead Glazed	Single Glazed	Black							Incised/tie-down lines on exterior. Black glaze on interior. Exterior unglazed.		Wells 2000:324-326
207.16			34		14	2		1	1	H	Household	Ceramic	Coarse Earthenware	Hollowware		Body Sherd		Redware	Lead Glazed	Single Glazed	Brown							Could be a jar, pan or bowl.		
207.17			34		14	2		1	1	H	Household	Ceramic	Coarse Earthenware	Indeterminate		Body Sherd		Redware	Lead Glazed	Single Glazed	Brown							Probably a hollowware. Kiln firing mark on exterior base. Spot of glaze on exterior.		
207.18			34		14	2		1	1	H	Household	Ceramic	Coarse Earthenware	Jar		Body/Rim Sherd		Redware	Lead Glazed	Single Glazed	Brown, Dark									
207.19			34		14	2		1	1	H	Household	Ceramic	Coarse Earthenware	Hollowware		Rim Sherd		Redware	Lead Glazed	Single Glazed	Brown, Light									
207.2			34		14	2		1	2	H	Architectural	Metal	Iron	Nail		Fragment	Indeterminate													
207.20			34		14	2		1	1	H	Household	Ceramic	Coarse Earthenware	Hollowware		Rim Sherd		Redware	Lead Glazed	Single Glazed	Brown, Dark							German style rim. Probably a jar. Incised/tie-down lines an inch below rim.		
207.21			34		14	2		1	1	H	Household	Ceramic	Coarse Earthenware	Hollowware		Rim Sherd		Redware	Lead Glazed	Single Glazed	Brown							Heavy use wear on rim. German style rim.		
207.22			34		14	2		1	1	H	Household	Ceramic	Coarse Earthenware	Hollowware		Rim Sherd		Redware	Lead Glazed	Single Glazed	Brown							German style rim. Glaze on interior is faded. Could be a bowl or pan.		
207.23			34		14	2		1	1	H	Household	Ceramic	Coarse Earthenware	Indeterminate		Rim Sherd		Redware	Slip Decorated	Exterior Spalled	Green	Trailed Slip						Exterior spalled. Interior has green trailed slip.		
207.24			34		14	2		1	1	H	Household	Ceramic	Porcelain	Hollowware		Body Sherd		Porcelain, Chinese Export	Painted, Overglaze		Black & Red	European Neo-Classical Style						Painted overglaze decoration on exterior. Very faded but has remnants of black & red decoration.	1765-1810	Madsen & White 2011:116
207.25			34		14	2		1	1	H	Household	Ceramic	Refined Earthenware	Indeterminate		Body Sherd		White Granite	Undecorated										1840-1930	www.jefpat.org
207.26			34		14	2		1	1	H	Household	Ceramic	Refined Earthenware	Tableware, General		Body/Rim Sherd		White Granite	Molded Pattern			Indeterminate						Platter or plate. Molded decoration is probably paneled. But interior is partially spalled.	1840-1930	www.jefpat.org
207.27			34		14	2		1	1	H	Household	Ceramic	Refined Earthenware	Indeterminate		Body Sherd		Whiteware	Indeterminate									Multiple vessels represented.	1815-2017	Azizi et al 1996
207.28			34		14	2		1	1	H	Household	Ceramic	Refined Earthenware	Indeterminate		Base Sherd		Whiteware	Indeterminate										1815-	Azizi et al 1996
207.29			34		14	2		1	7	H	Household	Ceramic	Refined Earthenware	Indeterminate		Body Sherd		Pearlware	Indeterminate									Multiple vessels represented.	1775-1840	Azizi et al 1996
207.30			34		14	2		1	1	H	Household	Ceramic	Refined Earthenware	Hollowware		Body Sherd		Pearlware	Indeterminate										1775-1840	Azizi et al 1996
207.3			34		14	2		1	1	H	Architectural	Glass	Common Glass	Window Glass	Aqua	Fragment														
207.31			34		14	2		1	1	H	Household	Ceramic	Refined Earthenware	Hollowware		Body Sherd		Pearlware	Molded Pattern			Indeterminate						Molded decoration has a something horizontal fluted pattern.	1775-1840	Azizi et al 1996
207.32			34		14	2		1	2	H	Household	Ceramic	Refined Earthenware	Indeterminate		Body Sherd		Creamware	Indeterminate	Exterior Spalled								Two vessels represented.	1762-1820	Miller et al 2000:12
207.33			34		14	2		1	1	H	Household	Ceramic	Refined Earthenware	Indeterminate		Body Sherd		Whiteware	Printed	Interior Spalled	Blue	Indeterminate						Blue printed decoration on exterior. Interior is spalled.	1815-1915	Azizi et al 1996
207.34			34		14	2		1	2	H	Household	Ceramic	Refined Earthenware	Indeterminate		Body Sherd		Whiteware	Printed		Purple	Indeterminate						Sherds mend. Purple printed decoration on interior. Probably a floral decoration.	1829-1915	www.jefpat.org
207.35			34		14	2		1	1	H	Household	Ceramic	Refined Earthenware	Indeterminate		Body Sherd		Pearlware	Printed	Exterior Spalled	Blue	Indeterminate						Blue printed decoration on interior. Probably a Chinese style pattern. Exterior spalled.	1803-1830	www.jefpat.org
207.36			34		14	2		1	1	H	Household	Ceramic	Refined Earthenware	Indeterminate		Body Sherd		Pearlware	Molded Pattern	Painted	Blue	Shell Edge, Indeterminate							1775-1840	Azizi et al 1996
207.4			34		14	2		1	1	O	Food Related	Fauna	Shell	Shell Hinge		Complete										Oyster				
207.5			34		14	2		1	5	O	Food Related	Fauna	Shell	Shell Fragment												Indeterminate		Probably oyster.		
207.6			34		14	2		1	3	O	Indeterminate	Fauna	Bone	Bone		Fragment										Indeterminate				
207.7			34		14	2		1	1	H	Household	Glass	Common Glass	Indeterminate	Olive	Body Sherd	Indeterminate													
207.8			34		14	2		1	1	H	Household	Glass	Common Glass	Indeterminate	Aqua	Rim Sherd	Mold Blown, Indeterminate											Part of a continuous thread finish w/ grounded rim. Possibly a jar.		
207.9			34		14	2		1	2	H	Household	Glass	Lead	Indeterminate	Colorless	Body Sherd	Indeterminate											Two vessels represented.		
208.1			35		34	3			1	O	Indeterminate	Fauna	Bone	Bone		Fragment										Indeterminate				
208.2			35		34	3			1	H	Architectural	Metal	Iron	Nail		Complete	Indeterminate											Heavily rusted bent nail.		Wells 2000:321-322
208.3			35		34	3			1	H	Household	Ceramic	Coarse Earthenware	Indeterminate		Body Sherd		Redware	Lead Glazed	Single Glazed	Brown							Brown glaze on interior. Exterior unglazed.		
208.4			35		34	3			1	H	Household	Ceramic	Coarse Earthenware	Indeterminate		Body Sherd		Redware	Slip Decorated	Single Glazed	Black	Trailed						Light brown glaze w/ black wavy trailed slip on interior. Exterior unglazed.		
208.5			35		34	3			1	H	Household	Ceramic	Refined Earthenware	Indeterminate		Base Sherd		Pearlware	Indeterminate									Rounded footring.	1775-1840	Azizi et al 1996
210.1			8		13	1		1	2	H	Architectural	Glass	Common Glass	Window Glass	Aqua	Fragment														
210.10			8		13	1		1	1	H	Household	Glass	Common Glass	Container Glass	Amber	Base Sherd	Mold Blown, Indeterminate											Cylindrical shaped container base sherd.		
210.11			8		13	1		1	1	H	Household	Glass	Common Glass	Indeterminate	Aqua	Body Sherd	Indeterminate													
210.12			8		13	1		1	2	H	Household	Glass	Common Glass	Container Glass	Aqua	Body Sherd	Mold Blown, Indeterminate		Embossed			Lettering						Two vessels represented. Embossed lettering on exterior.		
210.13			8		13	1		1	1	H	Household	Glass	Lead	Indeterminate	Colorless	Body Sherd	Indeterminate											Lead glass body sherd.		Wells 2000:321-322
210.14			8		13	1		1	1	H	Household	Glass	Lead	Indeterminate	Colorless	Body Sherd	Molded		Molded Pattern			Paneled						Lead glass body sherd with molded paneled sides.		Azizi et al 1996
210.15			8		13	1		1	3	H	Household	Glass	Non-Lead Glass	Indeterminate	Colorless	Body Sherd	Indeterminate											Multiple vessels represented.		
210.16			8		13	1		1	2	H	Household	Glass	Non-Lead Glass	Container Glass	Colorless	Body Sherd	Mold Blown, Indeterminate											Two vessels represented.		Azizi et al 1996
210.17			8		13	1		1	1	H	Household	Glass	Non-Lead Glass	Container Glass	Colorless	Body Sherd	Mold Blown, Indeterminate		Embossed			Lettering						Embossed lettering on exterior.		
210.18			8		13	1		1	3	H	Household	Ceramic	Coarse Earthenware	Indeterminate		Body Sherd		Redware	Lead Glazed	Single Glazed	Brown							Multiple vessels represented.		

FS	SB	Fea	TU	STP	Cxt	Strat	Hzn	AU	Count	H/P	Group	Class	Material	Object	Object Color	Part	Manufacture Technique	Ware	1st Decoration	2nd Decoration	Decoration Color	Pattern/Motif	Makers Mark	Mends	Vessel #	Common Name (Species)	Typology	Comments	Dates	Reference
210.19			8		13	1		1	1	H	Household	Ceramic	Coarse Earthenware	Hollowware		Body Sherd		Redware	Lead Glazed	Single Glazed	Brown							Exterior has an incised/tie-down line. Brown glaze on interior. Exterior unglazed.		Miller et al 2000:12
210.2			8		13	1		1	4	H	Architectural	Metal	Iron	Nail		Fragment	Cut											Heavily rusted cut nails.	1830-1890	Wells 2000:324-326
210.20			8		13	1		1	2	H	Household	Ceramic	Coarse Earthenware	Hollowware		Body Sherd		Redware	Interior Spalled									Two vessels represented. Interior spalled. Incised/tie-down line on exterior of one sherd.		Miller 1993
210.21			8		13	1		1	2	H	Household	Ceramic	Coarse Earthenware	Indeterminate		Body Sherd		Redware	Lead Glazed	Single Glazed	Brown, Dark							Two vessels represented.		Miller et al 2000:12
210.22			8		13	1		1	6	H	Household	Ceramic	Refined Earthenware	Indeterminate		Body Sherd		Whiteware	Indeterminate									Multiple vessels represented.	1815-2017	Azizi et al 1996, Miller et al 2000:12
210.23			8		13	1		1	1	H	Household	Ceramic	Refined Earthenware	Indeterminate		Rim Sherd		Whiteware	Indeterminate										1815-2017	Azizi et al 1996, Miller et al 2000:12
210.24			8		13	1		1	1	H	Household	Ceramic	Refined Earthenware	Indeterminate		Body Sherd		Creamware	Painted, Overglaze		Red & Blue	Indeterminate						Red & blue overglaze painted decoration present.	1765-1815	Miller et al 2000:12
210.3			8		13	1		1	2	H	Architectural	Metal	Iron	Nail		Fragment	Cut											Heavily rusted cut nail fragments.	1830-1890	Wells 2000:324-326, Azizi et al 1996
210.4			8		13	1		1	3	H	Architectural	Metal	Iron	Nail		Complete	Wire											Rusted wire nails.	1885-2017	Wells 2000:326-327
210.5			8		13	1		1	1	H	Architectural	Ceramic	Coarse Earthenware	Brick, Fragment	Orange														
210.6			8		13	1		1	1	H	Fuel	Lithic	Coal	Coal Fragment															
210.7			8		13	1		1	1	O	Indeterminate	Fauna	Bone	Bone		Fragment										Indeterminate		Probably mammal.		Azizi et al 1996
210.8			8		13	1		1	1	O	Indeterminate	Fauna	Bone	Bone		Complete										Unidentified Mammal				Azizi et al 1996
210.9			8		13	1		1	1	H	Household	Glass	Milk Glass	Lid Liner	White, Opaque	Fragment	Pressed											White milk glass jar lid liner fragment.	1869-	Miller et al 2000:8
211.1			37		13	1		1	1	O	Indeterminate	Fauna	Bone	Bone		Fragment										Unidentified Bird		No cut or butcher marks visible		Azizi et al 1996
211.10			37		13	1		1	1	H	Architectural	Metal	Iron	Nail		Complete	Hand Wrought											Hand wrought with a flat point, bent, head is too rusted to determine type	-1830	
211.11			37		13	1		1	2	H	Architectural	Metal	Iron	Nail		Complete	Cut											Long cut nails, machine headed, square head, unclear if cross-grained or long-grained		www.jefpat.org
211.12			37		13	1		1	2	H	Architectural	Metal	Iron	Nail		Complete	Cut											Short cut nails, possibly machine-headed, rusted		Azizi et al 1996
211.13			37		13	1		1	2	H	Architectural	Metal	Iron	Nail		Complete	Cut											Short, rusted cut nails, too rusted to determine type, taper on two sides		
211.14			37		13	1		1	1	H	Architectural	Metal	Iron	Nail		Fragment	Indeterminate											Nail fragment with L-shaped head, point missing		Miller et al 2000:12
211.15			37		13	1		1	1	H	Architectural	Metal	Iron	Nail		Fragment	Indeterminate											Rusted, square head, point missing, possibly machine-headed		www.jefpat.org
211.16			37		13	1		1	1	H	Architectural	Metal	Copper Alloy	Nail		Complete	Wire											Wire cut nail, round head is bent		
211.17			37		13	1		1	2	H	Architectural	Metal	Iron	Nail		Complete	Wire											Two wire cut nails, round heads		
211.18			37		13	1		1	3	H	Hardware	Metal	Iron	Screw		Complete	Indeterminate											Rusted, small screws with flat heads		Miller et al 2000:13
211.19			37		13	1		1	1	H	Hardware	Metal	Iron	Screw		Complete	Indeterminate											Rusted, Semi-circular head with saw-cut notch, screw comes to a point		
211.2			37		13	1		1	1	O	Food Related	Fauna	Bone	Bone		Fragment										Unidentified Mammal		Several cut marks visible, no butcher marks		
211.20			37		13	1		1	1	H	Personal	Fauna	Shell	Button		Complete	Cut /Carved											Large fish eye mother of pearl button with two holes.		
211.21			37		13	1		1	1	H	Personal	Fauna	Shell	Button		Complete	Cut /Carved											Tire shell, four holes		
211.22			37		13	1		1	1	H	Personal	Fauna	Shell	Button		Complete	Cut /Carved											Mother of pearl button with two holes		
211.23			37		13	1		1	1	H	Personal	Fauna	Shell	Button		Complete	Cut /Carved											Fish eye Mother of pearl button with two holes.		
211.24			37		13	1		1	1	H	Personal	Fauna	Shell	Button		Complete	Cut /Carved											Mother of pearl button with two holes		Wells 2000:324-326
211.25			37		13	1		1	1	H	Household	Ceramic	Porcelain	Indeterminate		Body Sherd		Porcelain, Hard Paste	Indeterminate									Curved fragment		
211.26			37		13	1		1	1	H	Household	Ceramic	Refined Earthenware	Indeterminate		Body Sherd		Creamware	Indeterminate									Curved fragment	1762-1820	Miller et al 2000:12
211.27			37		13	1		1	1	H	Household	Ceramic	Refined Earthenware	Indeterminate		Body Sherd		Whiteware	Indeterminate									Curved fragment	1815-	Azizi et al 1996, Miller et al 2000:13
211.28			37		13	1		1	1	H	Household	Ceramic	Refined Earthenware	Indeterminate		Rim Sherd		Whiteware	Indeterminate									Round rim fragment	1815-	Azizi et al 1996
211.29			37		13	1		1	1	H	Household	Ceramic	Coarse Earthenware	Hollowware		Body Sherd		Redware	Lead Glazed	Double Glazed	Brown							Curved fragment		
211.30			37		13	1		1	1	H	Household	Ceramic	Coarse Earthenware	Hollowware		Body Sherd		Redware	Slip Decorated	Single Glazed	Brown							Two dark brown lines visible, interior is glazed, exterior is unglazed		Miller 1993
211.3			37		13	1		1	1	H	Personal	Metal	Copper Alloy	Pin		Almost Complete	Indeterminate											Almost complete safety pin, small piece of latch missing		
211.31			37		13	1		1	1	H	Household	Ceramic	Coarse Earthenware	Hollowware		Body Sherd		Redware	Lead Glazed	Single Glazed	Brown, Dark							Curved, interior is glazed, exterior is unglazed		Miller et al 2000:13
211.32			37		13	1		1	1	H	Household	Ceramic	Coarse Earthenware	Hollowware		Body Sherd		Redware	Lead Glazed	Slip Decorated	Brown							Interior is glazed, exterior spalled, two dark brown lines visible		
211.33			37		13	1		1	1	H	Household	Ceramic	Coarse Earthenware	Hollowware		Body Sherd		Redware	Lead Glazed	Exterior Spalled	Brown							Interior is glazed, mostly spalled, either dark blotches in glaze or part of a slip line		Miller et al 2000:13
211.34			37		13	1		1	2	H	Household	Ceramic	Coarse Earthenware	Indeterminate		Indeterminate		Redware	Indeterminate									Curved redware fragments, completely spalled		
211.35			37		13	1		1	4	H	Architectural	Glass	Common Glass	Window Glass	Aqua	Fragment													Azizi et al 1996
211.36			37		13	1		1	1	H	Household	Glass	Common Glass	Bottle	Black-Green	Base/Body Sherd	Mouth Blown, General											Curved bottle fragment, edge of the base visible, patinated		
211.37			37		13	1		1	1	H	Household	Glass	Non-Lead Glass	Container Glass	Colorless	Body Sherd	Mold Blown, Indeterminate		Molded Pattern			Indeterminate						Curved fragment with two molded lines on the edges		
211.38			37		13	1		1	1	H	Household	Glass	Non-Lead Glass	Indeterminate	Colorless	Indeterminate	Indeterminate											Thin curved glass fragment		
211.39			37		13	1		1	1	H	Arms	Synthetic	Plastic	Bullet	White	Complete												9mm fx Simuniton/training bullet with white plastic piece inside, "9mm 00 IVI" around the base of the bullet Http://firearmshistory.blogspot.com/2013/05/what-is-simunition.html	1830-	See comments
211.40			37		13	1		1	1	H	Personal	Synthetic	Plastic	Button	White	Complete												20th century plastic, button with flower design impressed on it, three petals, two holes	1915-	Miller et al 2000:16
211.4			37		13	1		1	1	H	Commercial	Metal	Copper Alloy	Coin		Complete	Indeterminate											Rusted, 1989 USA penny	1989-	
211.41			37		13	1		1	1	H	Indeterminate	Synthetic	Plastic	Indeterminate	Colorless	Fragment													Colorless curved plastic, 20th century	1915-	Miller et al 2000:16

FS	SB	Fea	TU	STP	Cxt	Strat	Hzn	AU	Count	H/P	Group	Class	Material	Object	Object Color	Part	Manufacture Technique	Ware	1st Decoration	2nd Decoration	Decoration Color	Pattern/Motif	Makers Mark	Mends	Vessel #	Common Name (Species)	Typology	Comments	Dates	Reference
211.42			37		13	1		1	1	H	Household	Synthetic	Plastic	Bottle Closure	Red	Complete												Red bottle cap, "STANHOME" under the image of a building on the top of the cap, Stanley Home Products now part of Fuller Brush Co. http://www.fundinguniverse.com/company-histories/stanhome-inc-history/	1931-	See comments
211.43			37		13	1		1	1	H	Indeterminate	Synthetic	Plastic	Indeterminate	Yellow	Fragment											Rounded diamond shape, hollow with a circular opening, 20th century plastic	1915-	Miller et al 2000:16
211.44			37		13	1		1	1	H	Indeterminate	Other	Fabric	String	Yellow, Brown	Fragment	Indeterminate											Four pieces of string		
211.5			37		13	1		1	1	H	Indeterminate	Metal	Iron	Indeterminate		Fragment	Indeterminate											Thin metal rod, flat at each end, rusted		
211.6			37		13	1		1	1	H	Indeterminate	Metal	Iron	Indeterminate		Complete	Indeterminate											Folded over, L-shape cantilever on one end, U shape on the other, possibly a long hook for a pegboard		
211.7			37		13	1		1	1	H	Hardware	Metal	Iron	Staple		Complete	Indeterminate											U-Shaped staple		
211.8			37		13	1		1	2	H	Personal	Metal	Iron	Pin		Fragment	Indeterminate											Two small metal springs, with overlapping prongs at one end, possibly clothes pin fragments		
211.9			37		13	1		1	1	H	Architectural	Metal	Iron	Nail		Complete	Indeterminate											Bent nail, too rusted to determine type		
212.1			10		Clean-up				1	H	Architectural	Metal	Iron	Nail		Complete	Cut											Rusted iron cut nails.	1830-1890	Wells 2000:324-326
212.2			10		Clean-up				1	H	Architectural	Glass	Common Glass	Window Glass	Aqua	Fragment														
212.3			10		Clean-up				3	H	Household	Ceramic	Coarse Earthenware	Hollowware		Body Sherd		Redware	Lead Glazed	Single Glazed	Brown							Multiple vessels represented. Hollowware. Brown glaze on int. Ext. is unglazed. Incised/tie-down lines on ext. of two sherds.		
212.4			10		Clean-up				1	H	Household	Ceramic	Refined Earthenware	Saucer		Body/Rim Sherd		Pearlware	Painted		Earth Tone Colors	Indeterminate						Pearlware saucer body/rim sherd. Painted brown line on interior rim followed by repeating tan/orange dots.	1795-1830	Miller et al 2000:12
212.5			10		Clean-up				1	H	Household	Glass	Common Glass	Dish	Yellow	Body/Rim Sherd	Pressed		Molded Pattern			Dot						Yellow/straw colored dish body/rim sherd. Molded decoration has large dots/circles on exterior.		
212.6			10		Clean-up				1	H	Household	Glass	Non-Lead Glass	Indeterminate	Colorless	Body Sherd	Indeterminate											Colorless glass body sherd.		Miller et al 2000:13
213.10			43		13	1		1	1	H	Household	Glass	Non-Lead Glass	Container Glass	Colorless	Body Sherd	Mold Blown, Machine											Machine made, capseat finish, probably milk bottle, seam visible around exterior rim	1889-	www.sha.org/bottle/
213.1			43		13	1		1	1	H	Tack	Metal	Iron	Horseshoe		Fragment	Indeterminate											One half of a horseshoe, rusted, with four curved pieces of metal attached to it		Wells 2000:321-322
213.11			43		13	1		1	1	H	Household	Glass	Non-Lead Glass	Container Glass	Colorless	Body Sherd	Indeterminate											Colorless curved fragment		
213.12			43		13	1		1	1	H	Household	Glass	Common Glass	Bottle	Brown, Dark	Body Sherd	Indeterminate											Think dark brown fragment, curved		
213.13			43		13	1		1	7	H	Architectural	Glass	Common Glass	Window Glass	Aqua	Fragment														
213.14			43		13	1		1	2	H	Household	Glass	Common Glass	Container Glass	Aqua	Body Sherd	Indeterminate											Curved aqua fragments		Miller et al 2000:13
213.15			43		13	1		1	2	H	Household	Glass	Common Glass	Container Glass	Aqua	Body Sherd	Mold Blown, Indeterminate											Curved fragments, mold seams visible		
213.16			43		13	1		1	1	H	Household	Glass	Common Glass	Container Glass	Aqua	Finish	Indeterminate											Fragment of a patent finish, not enough to determine if tooled or applied finish		
213.17			43		13	1		1	1	H	Household	Ceramic	Coarse Earthenware	Indeterminate		Body/Rim Sherd		Redware	Unglazed								Curved unglazed fragment, small piece of rim visible		
213.18			43		13	1		1	2	H	Household	Ceramic	Coarse Earthenware	Indeterminate		Body Sherd		Redware	Unglazed								Unglazed curved fragments		
213.19			43		13	1		1	1	H	Household	Ceramic	Coarse Earthenware	Indeterminate		Indeterminate		Redware	Exterior Spalled								Flat fragment, one side is spalled, the other is unglazed		
213.2			43		13	1		1	1	H	Electrical	Metal	Indeterminate	Battery		Complete	Indeterminate										Modern battery		
213.20			43		13	1		1	2	H	Household	Ceramic	Coarse Earthenware	Hollowware		Body Sherd		Redware	Lead Glazed	Single Glazed	Brown						Interior is glazed, exterior is unglazed		
213.21			43		13	1		1	1	H	Household	Ceramic	Coarse Earthenware	Hollowware		Rim Sherd		Redware	Lead Glazed	Single Glazed	Brown						Square rim, interior is glazed, exterior is unglazed		
213.22			43		13	1		1	1	H	Household	Ceramic	Refined Earthenware	Indeterminate		Body Sherd		White Granite	Indeterminate								Curved fragment	1840-1930	www.jefpat.org
213.23			43		13	1		1	1	H	Household	Ceramic	Refined Earthenware	Indeterminate		Body Sherd		Pearlware	Printed		Blue	Indeterminate					Curved fragment, small blue printed leaves	1803-1830	www.jefpat.org
213.24			43		13	1		1	1	H	Household	Ceramic	Refined Earthenware	Indeterminate		Body Sherd		Whiteware	Printed		Pink	Indeterminate					Curved fragment, dark pink/red printed, circle with two semi-circular lines with loops at each end, dot in the middle of the design	1829-1915	www.jefpat.org, Wells 2000:321-322
213.25			43		13	1		1	3	H	Indeterminate	Synthetic	Plastic	Indeterminate	Green	Fragment			Printed								20th century plastic, pieces mend, circular, diagram or instructions visible	1915-	Miller et al 2000:16
213.26			43		13	1		1	1	H	Arms	Synthetic	Plastic	Bullet	White	Complete											9mm fx Simunition/training bullet with white plastic piece inside, "9mm 00 IVI" around the base of the bullet Http://firearmshistory.blogspot.com/2013/05/what-is-simunition.html	1980-	See comments
213.27			43		13	1		1	1	H	Indeterminate	Synthetic	Plastic	Indeterminate	Green	Fragment											Rounded L shape, 20th century plastic	1915-	Miller et al 2000:16
213.28			43		13	1		1	1	H	Indeterminate	Synthetic	Plastic	Indeterminate	White, Opaque	Fragment											20th century plastic, curved, pieces mend, gray spots	1915-	Miller et al 2000:16, Miller et al 2000:12
213.29			43		13	1		1	1	H	Indeterminate	Synthetic	Plastic	Indeterminate	White, Opaque	Fragment											Twisted round string of plastic, knotted at one spot, gray spots, rust stained	1915-	Miller et al 2000:16
213.3			43		13	1		1	1	H	Architectural	Metal	Iron	Nail		Complete	Indeterminate										Heavily rusted nail, unable to determine type, round head		Sprague 2002:115
213.30			43		13	1		1	1	H	Indeterminate	Synthetic	Plastic	Indeterminate	Orange	Fragment											Flat orange piece with edge at one side, 20th century plastic	1915-	Miller et al 2000:16
213.4			43		13	1		1	1	H	Hardware	Metal	Copper Alloy	Staple		Complete	Indeterminate										Large metal staple		
213.5			43		13	1		1	1	H	Personal	Metal	Iron	Pin		Fragment	Indeterminate										Small metal spring with two overlapping ends, possibly fragment of a clothes pin		
213.6			43		13	1		1	1	H	Architectural	Metal	Iron	Nail		Complete	Wire										Wire cut nail		
213.7			43		13	1		1	1	H	Commercial	Metal	Copper Alloy	Coin		Complete	Indeterminate										1959 USA penny	1959-	Azizi et al 1996
213.8			43		13	1		1	1	O	Food Related	Fauna	Bone	Bone		Fragment										Unidentified Mammal		Butcher marks visible on both ends of the bone		
213.9			43		13	1		1	3	H	Household	Glass	Non-Lead Glass	Indeterminate	Colorless	Body Sherd	Indeterminate											Curved fragments, colorless		
214.1			43		14	2		1	1	H	Household	Ceramic	Coarse Earthenware	Hollowware		Body Sherd		Redware	Lead Glazed	Double Glazed	Brown								
214.10			43		14	2		1	1	H	Hardware	Metal	Iron	Wire		Fragment	Indeterminate										"C" shaped piece of wire, broken at both ends. Likely would have ben a circular piece of wire.		
214.11			43		14	2		1	1	H	Hardware	Metal	Iron	Wire		Fragment	Indeterminate										Small wire fragment.		
214.12			43		14	2		1	4	H	Architectural	Metal	Iron	Nail		Complete	Square										Too rusted to identify manufacturing technique more specifically.		
214.13			43		14	2		1	1	H	Architectural	Metal	Iron	Nail		Complete	Cut										Machine-made/headed but too rusted to determine if it is an earlier or later machine cut nail.	1810-	Wells 2000:324-326
214.2			43		14	2		1	1	H	Household	Ceramic	Refined Earthenware	Indeterminate		Body Sherd		Creamware	Indeterminate								No decoration visible.	1762-1820	Miller et al 2000:12
214.3			43		14	2		1	1	H	Household	Ceramic	Refined Earthenware	Indeterminate		Body Sherd		White Granite	Indeterminate								No decoration visible.	1840-1930	www.jefpat.org, Miller et al 2000:13

FS	SB	Fea	TU	STP	Cxt	Strat	Hzn	AU	Count	H/P	Group	Class	Material	Object	Object Color	Part	Manufacture Technique	Ware	1st Decoration	2nd Decoration	Decoration Color	Pattern/Motif	Makers Mark	Mends	Vessel #	Common Name (Species)	Typology	Comments	Dates	Reference
214.4			43		14	2		1	1	H	Household	Ceramic	Refined Earthenware	Teaware, General		Body/Rim Sherd		White Granite	Indeterminate									Either a tea cup or coffee cup. No decoration visible.	1840-1930	www.jefpat.org
214.5			43		14	2		1	1	H	Architectural	Glass	Common Glass	Window Glass	Aqua, Greenish	Fragment														
214.6			43		14	2		1	1	H	Personal	Metal	Copper Alloy	Button		Almost Complete	Stamped										Flat, disc-shaped button that is missing its loop shank.		Miller et al 2000:13
214.7			43		14	2		1	1	O	Food Related	Fauna	Bone	Rib		Fragment										Unidentified Mammal		Cut marks visible.		
214.8			43		14	2		1	1	O	Indeterminate	Fauna	Bone	Bone		Complete										Unidentified Mammal		No butcher or cut marks visible.		
214.9			43		14	2		1	1	O	Indeterminate	Fauna	Bone	Bone		Fragment										Unidentified Mammal		Flat bone fragment with iron staining on one surface. Possibly the bone portion of a utensil handle.		
215.1			43		39	3		3	1	H	Architectural	Metal	Iron	Nail		Complete	Cut											Heavily rusted, probably cut, even sides		
215.2			43		39	3		3	1	H	Architectural	Metal	Iron	Nail		Fragment	Indeterminate											Nail fragment with head, heavily rusted, unable to determine type		Wells 2000:324-326
215.3			43		39	3		3	1	H	Indeterminate	Metal	Iron	Indeterminate		Fragment	Indeterminate											Small rusted piece of metal, possibly part of a nail		
215.4			43		39	3		3	1	H	Household	Ceramic	Refined Earthenware	Indeterminate		Rim Sherd		Whiteware	Molded Pattern			Indeterminate						Curved rim fragment, the rim itself is slightly curved, possibly scalloped/molded edge	1815-	Azizi et al 1996
216.1			43		35	4			1	H	Indeterminate	Metal	Iron	Indeterminate		Complete	Indeterminate											Long, round, looks like a spike or large screw, heavily rusted, may be round at the bottom		
216.10			43		35	4			1	H	Household	Ceramic	Coarse Earthenware	Hollowware		Rim Sherd		Redware	Slip Decorated	Single Glazed	Yellow, Brown	Indeterminate						Curved fragment, interior is glazed, exterior is unglazed, most of slip design is spalled, only the very edges are visible		
216.11			43		35	4			1	H	Household	Ceramic	Coarse Earthenware	Hollowware		Body Sherd		Redware	Exterior Spalled	Lead Glazed	Brown							Interior is glazed, exterior is spalled, curved		
216.12			43		35	4			2	H	Household	Ceramic	Coarse Earthenware	Indeterminate		Rim Sherd		Redware	Interior Spalled	Lead Glazed	Brown							Interior rim is spalled, exterior is glazed, folded flat rims, pieces mend		
216.13			43		35	4			2	H	Household	Ceramic	Coarse Earthenware	Hollowware		Body Sherd		Redware	Lead Glazed	Double Glazed	Brown							Curved fragments		Denker & Denker 1985:54-68
216.2			43		35	4			1	H	Architectural	Metal	Iron	Nail		Complete	Indeterminate											Heavily rusted nail, unclear if cut or wrought		Miller et al 2000:13
216.3			43		35	4			1	O	Indeterminate	Fauna	Bone	Bone		Fragment										Unidentified Mammal		No cut or butcher marks visible		www.sha.org/bottle/
216.4			43		35	4			2	H	Household	Ceramic	Coarse Earthenware	Hollowware		Body/Rim Sherd		Redware	Dark Patches in Glaze		Brown	Blotched						Flattened rolled rim, interior is glazed, dark brown spots visible, pieces mend		
216.5			43		35	4			2	H	Household	Ceramic	Coarse Earthenware	Hollowware		Rim Sherd		Redware	Slip Decorated	Single Glazed	Yellow	Indeterminate						Flattened rim, folded over, interior is glazed, yellow slip line along the rim, pieces mend		
216.6			43		35	4			1	H	Household	Ceramic	Coarse Earthenware	Hollowware		Body Sherd		Redware	Dark Patches in Glaze	Double Glazed	Brown, Dark	Other						Curved fragment, dark brown line across piece		
216.7			43		35	4			3	H	Household	Ceramic	Coarse Earthenware	Indeterminate		Indeterminate		Redware	Dark Patches in Glaze	Single Glazed	Brown	Blotched						Two flat fragments with dark blotches		
216.8			43		35	4			3	H	Household	Ceramic	Coarse Earthenware	Hollowware		Body Sherd		Redware	Lead Glazed	Single Glazed	Brown							Curved fragments, interior is glazed, exterior is unglazed		
216.9			43		35	4			1	H	Household	Ceramic	Coarse Earthenware	Hollowware		Rim Sherd		Redware	Lead Glazed	Single Glazed	Brown							Curved fragment, interior is glazed, exterior is unglazed		
217.1			43		67	5			1	H	Architectural	Metal	Iron	Nail		Complete	Indeterminate											Heavily rusted nail, bent near the point		
217.2			43		67	5			1	H	Household	Glass	Common Glass	Indeterminate	Yellow	Body Sherd	Indeterminate											Curved fragment, patinated		
218.1			43		67	6			1	H	Architectural	Metal	Iron	Nail		Complete	Indeterminate											Heavily rusted nail		Azizi et al 1996
219.1			43		41	7		3	1	H	Architectural	Glass	Common Glass	Window Glass	Aqua	Fragment														
219.2			43		41	7		3	1	O	Indeterminate	Fauna	Bone	Bone		Fragment										Unidentified Mammal		No cut or butcher marks visible		
220.1			15		39	3		3	1	H	Household	Ceramic	Coarse Earthenware	Hollowware		Body Sherd		Redware	Lead Glazed	Double Glazed	Brown							Curved fragment		
220.2			15		39	3		3	1	H	Commercial	Metal	Copper Alloy	Coin		Complete	Stamped											Coin with a figure on one side with "BRITANIA" around the edges, reverse side has a bust, "GEORGIVS...II REX" around the edge, 1749 British 1/2 Penny, KM# 579.2 Standard Catalog of World Coins 1701-1800, 6th ed.	1749-	Cuhaj, George S. , 2013:705, Miller et al 2000:12
221.1			15		35	4			1	H	Household	Ceramic	Refined Earthenware	Plate		Rim Sherd		Creamware	Indeterminate									Not enough of rim remains to measure diameter.	1762-1820	Miller et al 2000:12
221.10			15		35	4			1	O	Food Related	Fauna	Bone	Bone		Fragment										Unidentified Mammal		Butcher marks visible.		
221.11			15		35	4			1	O	Food Related	Fauna	Bone	Bone		Fragment										Unidentified Mammal		Small amount of cut marks visible.		
221.12			15		35	4			1	H	Indeterminate	Synthetic	Plastic	Indeterminate	Tan	Fragment												20th century plastic fragment.	1915-	Miller et al 2000:16
221.13			15		35	4			1	H	Architectural	Metal	Iron	Nail		Almost Complete	Cut											Cannot determine what kind of cut nail it is; head is missing.		Denker & Denker 1985:54-68
221.13			15		35	4			1	H	Architectural	Metal	Iron	Nail		Complete	Cut											Likely hand-headed but too rusted to say for sure.		
221.14			15		35	4			1	H	Hardware	Metal	Iron	Wire		Fragment	Indeterminate													
221.15			15		35	4			1	H	Indeterminate	Metal	Copper Alloy	Indeterminate		Fragment	Indeterminate											Possibly part of a handle. Cylindrical piece of copper alloy 0.11 inches in diameter, bent in the shape of a rectangle missing one if its long sides.		
221.16			15		35	4			1	H	Household	Ceramic	Coarse Earthenware	Hollowware		Rim Sherd		Redware	Lead Glazed	Interior Spalled	Indeterminate							Extremely burned redware rim sherd.		Denker & Denker 1985:54-68
221.2			15		35	4			1	H	Household	Ceramic	Refined Earthenware	Indeterminate		Body Sherd		Creamware	Indeterminate									No decoration visible.	1762-1820	Miller et al 2000:12
221.3			15		35	4			1	H	Household	Ceramic	Refined Earthenware	Hollowware		Body Sherd		Pearlware	Printed		Blue, Dark	Old Blue-General						Not enough decoration remains to identify pattern more specifically.	1815-1840	Azizi et al 1996
221.4			15		35	4			1	H	Household	Ceramic	Refined Earthenware	Indeterminate		Body Sherd		Whiteware	Printed	Exterior Spalled	Brown	Indeterminate						Not enough decoration remains to identify pattern.	1818-1915	www.jefpat.org
221.5			15		35	4			1	H	Household	Ceramic	Refined Earthenware	Flatware		Rim Sherd		Whiteware	Flow Printed		Blue, Dark	Indeterminate						Not enough decoration remains to identify pattern.	1835-1925	Snyder 1992, Denker & Denker 1985:54-68
221.6			15		35	4			4	H	Architectural	Glass	Common Glass	Window Glass	Aqua	Fragment														
221.7			15		35	4			2	H	Architectural	Glass	Common Glass	Window Glass	Aqua	Fragment												Heavily patinated.		
221.8			15		35	4			1	H	Indeterminate	Glass	Non-Lead Glass	Indeterminate	Colorless	Body Sherd	Indeterminate											Thin, curved sherd. Either lamp glass or container glass.		
221.9			15		35	4			1	H	Indeterminate	Glass	Lead	Indeterminate	Colorless	Body Sherd	Indeterminate											Thin, curved sherd. Either lamp glass or container glass.		
222.1			15		67	6			2	H	Indeterminate	Metal	Iron	Indeterminate		Fragment	Indeterminate											Two small, unidentified pieces of rusted iron.		
223.1			44		13	1		1	2	H	Household	Ceramic	Coarse Earthenware	Hollowware		Base Sherd		Redware	Lead Glazed	Single Glazed	Brown							Interior glazed; exterior unglazed. Sherds mend.		
223.10			44		13	1		1	1	H	Indeterminate	Metal	Iron	Indeterminate		Fragment	Indeterminate											Flat, linear piece of metal with a hole at one end; the other end is broken.		
223.11			44		13	1		1	2	H	Lighting	Metal	Copper Alloy	Other		Fragment	Indeterminate											Part of a container for wick cleaner for an Aladdin kerosene lamp. This style cleaner container was used for lamp models 4, 5, and 6. Dates are based on production years for those models.	1912-1917	http://www.aladdinlamps.info/model4.htm

FS	SB	Fea	TU	STP	Cxt	Strat	Hzn	AU	Count	H/P	Group	Class	Material	Object	Object Color	Part	Manufacture Technique	Ware	1st Decoration	2nd Decoration	Decoration Color	Pattern/Motif	Makers Mark	Mends	Vessel #	Common Name (Species)	Typology	Comments	Dates	Reference
223.2			44		13	1		1	1	H	Household	Ceramic	Coarse Earthenware	Hollowware		Body Sherd		Redware	Lead Glazed	Single Glazed	Brown, Dark							Interior glazed; exterior unglazed		Denker & Denker 1985:54-68
223.3			44		13	1		1	1	H	Household	Ceramic	Coarse Earthenware	Hollowware		Body Sherd		Redware	Lead Glazed	Single Glazed	Brown, Light							Interior glazed; exterior unglazed		
223.4			44		13	1		1	1	H	Household	Ceramic	Coarse Earthenware	Hollowware		Base Sherd		Redware	Lead Glazed	Single Glazed	Brown, Light							Interior glazed; exterior unglazed		
223.5			44		13	1		1	1	H	Household	Ceramic	Coarse Earthenware	Hollowware		Body Sherd		Redware	Interior Spalled									Interior spalled; exterior unglazed		
223.6			44		13	1		1	9	H	Personal	Fauna	Shell	Button		Fragment									Indeterminate		Fish-eye mother of pearl button fragments. Likely all part of the same button.	1902-	Miller et al 2000:16
223.7			44		13	1		1	1	H	Commercial	Metal	Silver	Coin		Complete	Indeterminate										1945 Mercury Head dime.	1945-	
223.8			44		13	1		1	1	H	Commercial	Metal	Copper Alloy	Coin		Complete	Indeterminate										1976 nickel.	1976-	
223.9			44		13	1		1	1	H	Indeterminate	Metal	Iron	Indeterminate		Fragment	Indeterminate										Thin, linear, twisted metal object.		
224.1			44		14	2		1	1	H	Toy/Recreation	Ceramic	Refined Earthenware	Marble	Buff	Complete		White Ball Clay	Unglazed								Hand rolled marble		www.jefpat.org
224.10			44		14	2		1	1	H	Hardware	Metal	Iron	Screw		Complete	Indeterminate										Screw with flat base, saw-cut notch in a flat head, possibly wrought		
224.11			44		14	2		1	1	H	Indeterminate	Metal	Iron	Indeterminate		Fragment	Indeterminate										Long, thin, four sided, flat and rounded at one end, slightly bent		
224.12			44		14	2		1	2	H	Architectural	Other	Composite	Plaster	White, Beige	Fragment													
224.13			44		14	2		1	8	H	Architectural	Glass	Common Glass	Window Glass	Aqua	Fragment													
224.14			44		14	2		1	2	H	Architectural	Glass	Common Glass	Window Glass	Indeterminate	Fragment											Flat, heavily patinated		
224.15			44		14	2		1	1	H	Household	Glass	Common Glass	Indeterminate	Aqua	Body Sherd	Indeterminate										Curved fragment		
224.16			44		14	2		1	1	H	Household	Glass	Non-Lead Glass	Indeterminate	Colorless	Body Sherd	Indeterminate										Curved fragment		Azizi et al 1996
224.17			44		14	2		1	1	H	Household	Glass	Common Glass	Container Glass	Green	Body Sherd	Indeterminate										Curved fragment		
224.18			44		14	2		1	1	H	Household	Glass	Common Glass	Container Glass	Green	Finish	Mouth Blown, General										Folded-out, finish fragment	1815-1870	www.sha.org/bottle/
224.19			44		14	2		1	1	H	Household	Ceramic	Refined Earthenware	Indeterminate		Rim Sherd		Creamware	Indeterminate								Round rim fragment	1762-1820	Miller et al 2000:12
224.20			44		14	2		1	1	H	Household	Ceramic	Refined Earthenware	Indeterminate		Body Sherd		Whiteware	Exterior Spalled								Curved fragment	1815-	Azizi et al 1996
224.2			44		14	2		1	0	O	Food Related	Fauna	Shell	Shell Fragment											Indeterminate		Two small shell fragments		
224.21			44		14	2		1	1	H	Household	Ceramic	Refined Earthenware	Indeterminate		Body Sherd		Whiteware	Painted		Green	Indeterminate					Probably chrome colors, only green visible	1830-1880	www.jefpat.org, Wells 2000:321-322
224.22			44		14	2		1	1	H	Household	Ceramic	Coarse Earthenware	Indeterminate		Indeterminate		Redware	Indeterminate								Redware fragment, rough exterior		Azizi et al 1996
224.23			44		14	2		1	1	H	Household	Ceramic	Coarse Earthenware	Hollowware		Handle		Redware	Dark Patches in Glaze	Double Glazed	Brown	Indeterminate					Body fragment with base of a handle present		
224.24			44		14	2		1	1	H	Household	Ceramic	Coarse Earthenware	Hollowware		Body Sherd		Redware	Lead Glazed	Double Glazed	Brown						Tie-down line visible		Azizi et al 1996
224.25			44		14	2		1	4	H	Household	Ceramic	Coarse Earthenware	Hollowware		Body Sherd		Redware	Lead Glazed	Double Glazed	Brown						Curved fragments, multiple vessels represented		
224.26			44		14	2		1	3	H	Household	Ceramic	Coarse Earthenware	Hollowware		Body Sherd		Redware	Dark Patches in Glaze	Double Glazed	Brown	Blotched					Curved fragment		
224.27			44		14	2		1	8	H	Household	Ceramic	Coarse Earthenware	Hollowware		Body Sherd		Redware	Lead Glazed	Single Glazed	Brown						Interior is glazed, exterior is unglazed, multiple vessels represented		
224.28			44		14	2		1	1	H	Household	Ceramic	Coarse Earthenware	Hollowware		Body Sherd		Redware	Lead Glazed	Single Glazed	Brown						Tie-down line present, interior is glazed		Azizi et al 1996
224.29			44		14	2		1	1	H	Household	Ceramic	Coarse Earthenware	Hollowware		Body Sherd		Redware	Lead Glazed	Single Glazed	Brown						Tie-down line present, double line, interior is glazed		
224.30			44		14	2		1	1	H	Household	Ceramic	Coarse Earthenware	Indeterminate		Body Sherd		Redware	Exterior Spalled								Interior is unglazed		www.sha.org/bottle/
224.3			44		14	2		1	2	H	Indeterminate	Metal	Iron	Indeterminate		Fragment	Indeterminate										Indeterminate rusted metal fragments		
224.31			44		14	2		1	1	H	Household	Ceramic	Coarse Earthenware	Indeterminate		Body Sherd		Redware	Interior Spalled								Exterior is unglazed		
224.32			44		14	2		1	2	O	Food Related	Fauna	Bone	Bone		Fragment									Unidentified Mammal		Several cut marks visible, no butcher marks, pieces mend		
224.33			44		14	2		1	1	O	Indeterminate	Fauna	Bone	Bone		Fragment									Unidentified Mammal		No cut or butcher marks visible, vertebra		Wells 2000:321-322
224.34			44		14	2		1	9	O	Indeterminate	Fauna	Bone	Bone		Fragment									Unidentified Mammal		No cut or butcher marks visible		(full reference in extra info):4
224.35			44		14	2		1	1	H	Household	Ceramic	Refined Earthenware	Hollowware		Base Sherd		Rockingham	Indeterminate								Square tooled base	1830-1940	www.jefpat.org, Wells 2000:321-322
224.4			44		14	2		1	3	H	Architectural	Metal	Iron	Nail		Complete	Indeterminate										Too rusted to determine type		
224.5			44		14	2		1	1	H	Architectural	Metal	Iron	Nail		Complete	Cut										Tapers on two sides, L-shape head, bent near the point		Miller et al 2000:12
224.6			44		14	2		1	1	H	Architectural	Metal	Iron	Nail		Fragment	Cut										Head missing, tapers on two sides, rusted		
224.7			44		14	2		1	1	H	Architectural	Metal	Iron	Nail		Complete	Cut										Machine headed		
224.8			44		14	2		1	2	H	Architectural	Metal	Iron	Nail		Complete	Wire										Wire cut nails, bent, rusted	1875-	Wells 2000:326, Wells 2000:324-326
224.9			44		14	2		1	1	H	Architectural	Metal	Iron	Nail		Complete	Indeterminate										Too rusted to determine type		
225.1			44		35	4			1	H	Household	Glass	Common Glass	Container Glass	Green	Body Sherd	Mold Blown, Indeterminate		Molded Pattern			Ribbed						Vertical ribs present.		
226.1			44		39	3		3	9	H	Architectural	Glass	Common Glass	Window Glass	Aqua	Fragment													
226.2			44		39	3		3	1	H	Architectural	Glass	Common Glass	Window Glass	Aqua	Fragment												Heavily patinated.		
226.3			44		39	3		3	1	O	Indeterminate	Fauna	Bone	Vertebrae		Complete									Unidentified Mammal		No cut or butcher marks visible. Vertebrae likely belongs to a medium/large-sized mammal.		
226.4			44		39	3		3	3	O	Indeterminate	Fauna	Bone	Bone		Fragment									Unidentified Mammal		No cut or butcher marks visible.		
226.5			44		39	3		3	2	O	Food Related	Fauna	Bone	Bone		Fragment								w/ self	Unidentified Mammal		Butcher marks visible. Pieces mend.		
227.1			44		41	7		3	1	H	Architectural	Metal	Iron	Nail		Complete	Square										Too rusted to identify more specifically.		
228.10			42		13	1		1	1	H	Architectural	Metal	Iron	Nail		Fragment	Square										Too rusted to identify manufacturing technique more specifically.		Miller et al 2000:12
228.1			42		13	1		1	1	H	Tool	Metal	Iron	Rake		Fragment	Indeterminate										Metal portion of a bow rake.		
228.11			42		13	1		1	1	H	Architectural	Metal	Steel	Nail		Complete	Cut										L-head machine-cut nail.	1890-	Wells 2000:327
228.12			42		13	1		1	2	H	Architectural	Metal	Iron	Nail		Almost Complete	Cut										Cannot determine what kind of cut nails they are; nails are missing heads.		
228.13			42		13	1		1	1	H	Architectural	Metal	Iron	Nail		Complete	Cut										Machine-made cut nail; cannot determine if it is an early or late cut nail.	1810-	Wells 2000:324-326, Miller et al 2000:12
228.14			42		13	1		1	1	H	Indeterminate	Metal	White Metal	Indeterminate		Almost Complete	Indeterminate										Unidentified metal ring.		Miller et al 2000:12
228.15			42		13	1		1	4	H	Architectural	Glass	Common Glass	Window Glass	Aqua	Fragment												Heavily patinated.		
228.16			42		13	1		1	1	H	Household	Glass	Common Glass	Container Glass	Aqua, Light	Body Sherd	Mold Blown, Indeterminate											Likely bottle glass.		Miller et al 2000:12
228.17			42		13	1		1	1	H	Indeterminate	Ceramic	Coarse Earthenware	Hollowware		Body Sherd		Redware	Unglazed								Possibly a flower pot sherd; interior looks possibly burned.		Azizi et al 1996

FS	SB	Fea	TU	STP	Cxt	Strat	Hzn	AU	Count	H/P	Group	Class	Material	Object	Object Color	Part	Manufacture Technique	Ware	1st Decoration	2nd Decoration	Decoration Color	Pattern/Motif	Makers Mark	Mends	Vessel #	Common Name (Species)	Typology	Comments	Dates	Reference
228.18			42		13	1		1	1	H	Household	Ceramic	Coarse Earthenware	Hollowware		Rim Sherd		Redware	Lead Glazed	Single Glazed	Brown							German-style rim. Interior glazed; exterior unglazed. Not enough of rim remains to measure diameter.		www.jefpat.org
228.19			42		13	1		1	2	H	Household	Ceramic	Coarse Earthenware	Hollowware		Body Sherd		Redware	Lead Glazed	Single Glazed	Brown							Interior glazed; exterior unglazed. Sherds do not mend.		
228.20			42		13	1		1	1	H	Household	Ceramic	Refined Earthenware	Indeterminate		Body Sherd		Pearlware	Indeterminate									No decoration visible.	1775-1840	Azizi et al 1996, Miller et al 2000:12
228.2			42		13	1		1	2	O	Food Related	Fauna	Bone	Bone		Fragment										Unidentified Mammal		Butcher marks visible.		
228.21			42		13	1		1	1	H	Household	Ceramic	Refined Earthenware	Indeterminate		Base Sherd		Pearlware	Indeterminate									Actual footring is spalled off. No decoration visible.	1775-1840	Azizi et al 1996
228.22			42		13	1		1	1	H	Household	Ceramic	Refined Earthenware	Indeterminate		Body Sherd		Whiteware	Indeterminate									No decoration visible.	1815-	Azizi et al 1996
228.23			42		13	1		1	1	H	Household	Ceramic	Refined Earthenware	Indeterminate		Base Sherd		Whiteware	Printed		Brown	Indeterminate	999					A small amount of a printed maker's mark is visible. All that remains is "...QUE/...".	1818-1915	www.jefpat.org
228.24			42		13	1		1	4	H	Household	Ceramic	Porcelain	Indeterminate		Body Sherd		Porcelain, Hard Paste	Indeterminate									No decoration visible; sherds do not mend.		www.sha.org/bottle/
228.25			42		13	1		1	1	H	Household	Ceramic	Porcelain	Indeterminate		Rim Sherd		Porcelain, Hard Paste	Indeterminate									No decoration visible.		Miller et al 2000:13
228.26			42		13	1		1	7	H	Lighting	Glass	Lead	Lamp Glass	Colorless	Body Sherd	Indeterminate											Curved, lamp glass sherds.		
228.27			42		13	1		1	1	H	Lighting	Glass	Lead	Lamp Glass	Colorless	Rim Sherd	Indeterminate											Curved, lamp glass sherd.		Miller et al 2000:12
228.28			42		13	1		1	3	H	Household	Glass	Non-Lead Glass	Container Glass	Colorless	Body Sherd	Indeterminate											Curved body sherds; sherds do not mend.		Miller et al 2000:13
228.29			42		13	1		1	1	H	Household	Glass	Non-Lead Glass	Bottle	Colorless	Finish	Mold Blown, Machine											Bead finish belonging to a small bottle.	1900-	www.sha.org/bottle/
228.30			42		13	1		1	1	H	Architectural	Other	Composite	Mortar	White	Fragment														Miller et al 2000:13
228.3			42		13	1		1	1	O	Indeterminate	Fauna	Bone	Rib		Fragment										Unidentified Mammal		No butcher or cut marks visible.		
228.31			42		13	1		1	1	H	Toy/Recreation	Glass	Common Glass	Marble	Yellow, Opaque	Complete	Machine-Made												1901-	www.jefpat.org
228.32			42		13	1		1	1	H	Toy/Recreation	Glass	Common Glass	Marble	Purple	Complete	Machine-Made												1901-	www.jefpat.org
228.33			42		13	1		1	1	H	Toy/Recreation	Glass	Common Glass	Marble	Yellow, Opaque & Red	Complete	Machine-Made												1901-	www.jefpat.org, Azizi et al 1996
228.34			42		13	1		1	1	H	Toy/Recreation	Glass	Common Glass	Marble	Colorless & Dark Purple	Complete	Machine-Made												1901-	www.jefpat.org
228.35			42		13	1		1	1	H	Activities	Synthetic	Plastic	Pen	Gray	Fragment								w/ 232				Modern pen fragment. Pen has printed writing on it but it is too degraded to read. Mends w/ FS 232.3.		Denker & Denker 1985:54-68
228.36			42		13	1		1	3	H	Indeterminate	Other	Indeterminate	Indeterminate	Tan	Fragment												Yarn or string of some kind. Cannot determine if it is synthetic or organic.		Miller et al 2000:12
228.4			42		13	1		1	3	O	Indeterminate	Fauna	Bone	Bone		Fragment										Unidentified Mammal		No butcher or cut marks visible.		
228.5			42		13	1		1	1	H	Indeterminate	Metal	Iron	Indeterminate		Fragment	Indeterminate											Triangular piece of flat iron with a ridge down the middle. Broken at one end.		
228.6			42		13	1		1	3	H	Personal	Metal	Iron	Clothes Pin		Spring	Indeterminate											Three complete clothes pin springs.	1887-	Miller et al 2000:16, Miller et al 2000:13
228.7			42		13	1		1	4	H	Architectural	Metal	Iron	Nail		Complete	Wire											Wire nails of varying lengths.	1880-	Wells 2000:326-327
228.8			42		13	1		1	1	H	Architectural	Metal	Iron	Nail		Complete	Square											Too rusted to identify manufacturing technique more specifically.		
228.9			42		13	1		1	3	H	Architectural	Metal	Iron	Nail		Complete	Cut											Too rusted to determine what kind of cut nails they are.		
229.1			42		14	2		1	1	H	Indeterminate	Metal	Copper Alloy	Indeterminate		Fragment	Indeterminate											Rectangular piece of metal, slanted sides, three dots on each face in the shape of a triangle		Miller et al 2000:12
229.10			42		14	2		1	3	H	Architectural	Glass	Common Glass	Window Glass	Indeterminate	Fragment												Heavily patinated		www.jefpat.org
229.1001			42		14	2		1	1	H	Household	Ceramic	Refined Earthenware	Plate		Body/Rim Sherd		Whiteware	Molded Pattern	Painted	Blue	Shell Edge, Unscalloped, Impressed Repetitive		w/ 235	C-0001			Diagonal molded lines and blue painted lines around the edge	1840-1870	www.jefpat.org
229.11			42		14	2		1	2	H	Architectural	Glass	Common Glass	Window Glass	Aqua	Fragment												Patinated		
229.12			42		14	2		1	2	H	Architectural	Glass	Common Glass	Window Glass	Aqua	Fragment														
229.13			42		14	2		1	1	H	Indeterminate	Glass	Common Glass	Indeterminate	Blue	Indeterminate	Indeterminate											Flat blue glass fragment		
229.14			42		14	2		1	1	H	Household	Glass	Common Glass	Indeterminate	Yellow-Green	Body Sherd	Indeterminate											Heavily patinated curved fragment, thin		www.jefpat.org
229.15			42		14	2		1	3	H	Architectural	Other	Composite	Plaster	White, Beige	Fragment														
229.16			42		14	2		1	4	H	Household	Ceramic	Coarse Earthenware	Hollowware		Body Sherd		Redware	Lead Glazed	Single Glazed	Brown							Curved fragments		
229.17			42		14	2		1	1	H	Household	Ceramic	Coarse Earthenware	Indeterminate		Body Sherd		Redware	Interior Spalled									Unglazed on the exterior		
229.18			42		14	2		1	1	H	Household	Ceramic	Coarse Earthenware	Indeterminate		Indeterminate		Redware	Indeterminate									Small redware fragment, rough		
229.19			42		14	2		1	1	H	Household	Ceramic	Coarse Earthenware	Hollowware		Rim Sherd		Redware	Lead Glazed	Exterior Spalled	Brown, Dark							Interior rim is glazed		
229.2			42		14	2		1	1	H	Architectural	Metal	Iron	Nail		Complete	Wire											Wire cut nail, beginning to rust		Miller et al 2000:13
229.20			42		14	2		1	2	H	Household	Ceramic	Coarse Earthenware	Hollowware		Rim Sherd		Redware	Exterior Spalled	Slip Decorated	Yellow	Indeterminate						Small rim fragments, interior glazed, yellow slip visible but mostly chipped off, pieces mend		
229.22			42		14	2		1	2	H	Household	Ceramic	Refined Earthenware	Indeterminate		Body Sherd		Whiteware	Indeterminate									Flat and curved at one side	1815-	Azizi et al 1996, Miller et al 2000:12
229.23			42		14	2		1	18	O	Indeterminate	Fauna	Bone	Bone		Fragment										Unidentified Mammal		No cut butcher marks visible		
229.24			42		14	2		1	2	O	Indeterminate	Fauna	Bone	Bone		Fragment										Unidentified Bird		No cut butcher marks visible		
229.25			42		14	2		1	2	O	Indeterminate	Fauna	Bone	Tooth		Fragment										Unidentified Mammal		No cut butcher marks visible, two tooth fragments		
229.26			42		14	2		1	1	O	Indeterminate	Fauna	Bone	Bone		Fragment										Unidentified Mammal		No cut butcher marks visible, small rib fragment		
229.27			42		14	2		1	1	O	Food Related	Fauna	Bone	Bone		Fragment										Unidentified Mammal		Several cut marks visible, no butcher marks		Miller et al 2000:13
229.3			42		14	2		1	1	H	Architectural	Metal	Iron	Nail		Complete	Cut											Small nail, possibly machine headed		Miller et al 2000:12
229.4			42		14	2		1	2	H	Architectural	Metal	Iron	Nail		Complete	Cut											Machine-headed, square, one slightly bent, rusted		
229.5			42		14	2		1	1	H	Architectural	Metal	Iron	Nail		Fragment	Indeterminate											L-shaped head, rusted		Azizi et al 1996
229.6			42		14	2		1	1	H	Architectural	Metal	Iron	Nail		Fragment	Indeterminate											Nail point fragment, rusted, bent		
229.7			42		14	2		1	1	H	Indeterminate	Metal	Iron	Indeterminate		Fragment	Indeterminate											Flat rusted metal		
229.8			42		14	2		1	1	H	Household	Glass	Lead	Indeterminate	Colorless	Body Sherd	Indeterminate											Curved fragment		
229.9			42		14	2		1	4	H	Household	Glass	Non-Lead Glass	Indeterminate	Colorless	Body Sherd	Indeterminate											Cloudy, curved fragments		
230.1			42		39	3		3	2	H	Fuel	Flora	Wood	Charcoal Fragment															
230.10			42		39	3		3	1	H	Household	Glass	Common Glass	Container Glass	Aqua	Body Sherd	Mold Blown, Indeterminate		Embossed			Lettering						Curved fragment, embossed: "...GE..."		
230.11			42		39	3		3	1	H	Household	Glass	Common Glass	Container Glass	Aqua	Body Sherd	Indeterminate											Curved fragment		Miller et al 2000:12

FS	SB	Fea	TU	STP	Cxt	Strat	Hzn	AU	Count	H/P	Group	Class	Material	Object	Object Color	Part	Manufacture Technique	Ware	1st Decoration	2nd Decoration	Decoration Color	Pattern/Motif	Makers Mark	Mends	Vessel #	Common Name (Species)	Typology	Comments	Dates	Reference
230.12			42		39	3		3	3	H	Architectural	Other	Composite	Plaster	White, Beige	Fragment														
230.13			42		39	3		3	6	H	Household	Ceramic	Coarse Earthenware	Hollowware		Body Sherd		Redware	Lead Glazed	Single Glazed	Brown							Curved pieces		
230.14			42		39	3		3	1	H	Household	Ceramic	Coarse Earthenware	Hollowware		Body Sherd		Redware	Slip Decorated	Double Glazed	Brown, Yellow	Trailed Slip						One yellow line visible		
230.15			42		39	3		3	1	H	Household	Ceramic	Coarse Earthenware	Hollowware		Body Sherd		Redware	Dark Patches in Glaze	Exterior Spalled	Brown	Indeterminate						Unclear if slip decorated or dark patches in glaze		Azizi et al 1996
230.16			42		39	3		3	1	H	Household	Ceramic	Coarse Earthenware	Indeterminate		Indeterminate		Redware	Lead Glazed	Interior Spalled	Brown							Interior spalled, very small section of glaze on the exterior, otherwise spalled		
230.17			42		39	3		3	12	O	Indeterminate	Fauna	Bone	Bone		Fragment										Unidentified Mammal		No cut or butcher marks visible		
230.18			42		39	3		3	1	O	Indeterminate	Fauna	Bone	Bone		Fragment										Unidentified Bird		No but or butcher marks visible		
230.2			42		39	3		3	1	H	Architectural	Metal	Iron	Nail		Complete	Cut											L-shape head, tapers on two sides		Miller et al 2000:12
230.3			42		39	3		3	4	H	Architectural	Metal	Iron	Nail		Fragment	Indeterminate											Rusted nail fragments		
230.4			42		39	3		3	2	H	Architectural	Metal	Iron	Nail		Complete	Hand Wrought											Wrought nails with flat points, too rusted to determine head type	-1830	
230.5			42		39	3		3	1	H	Architectural	Metal	Iron	Nail		Fragment	Hand Wrought											Hand wrought with flat point, head missing, rusted	-1830	Azizi et al 1996
230.6			42		39	3		3	9	H	Architectural	Glass	Common Glass	Window Glass	Aqua	Fragment														Miller 1993
230.7			42		39	3		3	1	H	Architectural	Glass	Common Glass	Window Glass	Yellow-Green	Fragment												Heavily patinated		Azizi et al 1996
230.8			42		39	3		3	1	H	Lighting	Glass	Lead	Lamp Glass	Colorless	Rim Sherd	Indeterminate											Thin rim fragment, possibly part of a lamp chimney		
230.9			42		39	3		3	2	H	Household	Glass	Lead	Indeterminate	Colorless	Body Sherd	Indeterminate											Thin curved fragments		
231.1			42		4	4			1	H	Personal	Metal	Copper Alloy	Button		Almost Complete			Engine Turned			Floral						Possibly cast, engine turned pattern of a single flower with double ring as the center, shank is missing		
231.2			42		4	4			1	H	Architectural	Metal	Iron	Nail		Complete	Indeterminate											Too rusted to determine type		
231.3			42		4	4			1	H	Architectural	Glass	Common Glass	Window Glass	Aqua	Fragment														Azizi et al 1996
231.4			42		4	4			2	H	Household	Ceramic	Coarse Earthenware	Hollowware		Body Sherd		Redware	Lead Glazed	Single Glazed	Brown							Curved fragments		
231.5			42		4	4			8	O	Indeterminate	Fauna	Bone	Bone		Fragment										Unidentified Mammal		No cut or butcher marks visible		Miller et al 2000:12
231.6			42		4	4			1	O	Indeterminate	Fauna	Bone	Bone		Fragment										Unidentified Mammal		No cut or butcher marks visible, partial rib		
231.7			42		4	4			1	O	Indeterminate	Fauna	Bone	Bone		Fragment										Unidentified Bird		Cut mark visible, but looks modern, possibly shovel/trowel		
231.7			42		4	4			2	O	Indeterminate	Fauna	Bone	Bone		Fragment										Unidentified Bird		No cut or butcher marks visible		
232.1			42		Clean-up				2	H	Architectural	Metal	Iron	Nail		Fragment	Indeterminate											Rusted, both broken near the point		
232.2			42		Clean-up				1	H	Architectural	Metal	Iron	Nail		Fragment	Indeterminate											Rusted, broken near the point, L-shape head		
232.3			42		Clean-up				1	H	Activities	Metal	Copper Alloy	Pen		Fragment	Indeterminate											Half of a metal pen with a black plastic button on the end, mends with other half 228.35		
232.4			42		Clean-up				1	H	Personal	Fauna	Shell	Button		Complete	Cut /Carved											Two-hole mother-of-pearl button		
232.5			42		Clean-up				1	H	Household	Ceramic	Coarse Earthenware	Hollowware		Rim Sherd		Redware	Exterior Spalled	Lead Glazed	Brown							Interior is glazed, small black section, possibly burned		
232.6			42		Clean-up				3	O	Indeterminate	Fauna	Bone	Bone		Fragment										Unidentified Mammal		No cut or butcher marks visible		
233.1				JUD 1		1	Ap		2	H	Household	Ceramic	Coarse Earthenware	Hollowware		Body Sherd		Redware	Lead Glazed	Single Glazed	Brown							Interior is glazed, exterior is unglazed and gray		
233.2				JUD 1		1	Ap		1	H	Household	Ceramic	Coarse Earthenware	Indeterminate		Indeterminate		Redware	Interior Spalled									Exterior is unglazed and gray		
233.3				JUD 1		1	Ap		1	H	Architectural	Ceramic	Coarse Earthenware	Brick, Fragment	Orange															
234.1				JUD 2		1	Ap		1	H	Architectural	Metal	Iron	Nail		Fragment	Indeterminate											Rusted, bent, broken near the point		
234.2				JUD 2		1	Ap		1	H	Architectural	Glass	Common Glass	Window Glass	Aqua	Fragment														
234.3				JUD 2		1	Ap		1	H	Household	Ceramic	Coarse Earthenware	Hollowware		Rim Sherd		Redware	Exterior Spalled	Lead Glazed	Brown							Interior is glazed, top of the rim present		
234.4				JUD 2		1	Ap		1	H	Household	Ceramic	Coarse Earthenware	Indeterminate		Body Sherd		Redware	Interior Spalled	Lead Glazed	Brown							Glazed on the exterior		
235.1			37		14	2		1	2	H	Architectural	Metal	Iron	Nail		Complete	Hand Wrought											Tapers on all sides, small nail, rusted	-1830	
235.10			37		14	2		1	1	H	Indeterminate	Metal	Iron	Indeterminate		Indeterminate	Indeterminate											Round metal loop		
235.1001			37		14	2		1	1	H	Household	Ceramic	Refined Earthenware	Plate		Body/Rim Sherd		Whiteware	Molded Pattern	Painted	Blue	Shell Edge, Unscalloped, Impressed Repetitive		w/ 229	C-0001			Diagonal molded lines and blue painted lines around the edge	1840-1870	www.jefpat.org
235.11			37		14	2		1	1	H	Household	Metal	Iron	Bottle Closure		Almost Complete	Indeterminate											Crown cap	1892-	www.sha.org/bottle/, Azizi et al 1996
235.12			37		14	2		1	5	H	Architectural	Glass	Common Glass	Window Glass	Aqua	Fragment														
235.13			37		14	2		1	1	H	Household	Glass	Common Glass	Indeterminate	Green	Body Sherd	Indeterminate											Curved fragment, small dip in the middle		
235.14			37		14	2		1	1	H	Household	Glass	Lead	Indeterminate	Colorless	Body Sherd	Indeterminate											Curved fragment		www.jefpat.org
235.15			37		14	2		1	2	H	Household	Glass	Non-Lead Glass	Indeterminate	Colorless	Body Sherd	Indeterminate											Two curved fragments		
235.16			37		14	2		1	1	H	Household	Glass	Non-Lead Glass	Indeterminate	Colorless	Body Sherd	Indeterminate											Curved fragment, with sharper curve/ledge on one side		
235.17			37		14	2		1	1	H	Household	Ceramic	Refined Earthenware	Indeterminate		Body/Rim Sherd		Creamware	Indeterminate									Smooth, round rim fragment	1762-1820	Miller et al 2000:12
235.18			37		14	2		1	1	H	Household	Ceramic	Refined Earthenware	Indeterminate		Body Sherd		Creamware	Indeterminate									Curved fragment	1762-1820	Miller et al 2000:12
235.19			37		14	2		1	1	H	Household	Ceramic	Refined Earthenware	Indeterminate		Body Sherd		Pearlware	Printed		Blue	Indeterminate						Flat fragment, tree branches visible, not enough to determine pattern	1803-1830	www.jefpat.org
235.2			37		14	2		1	1	H	Architectural	Metal	Iron	Nail		Complete	Wire											Wire cut nail, round head	1875-	Wells 2000:326, Azizi et al 1996
235.21			37		14	2		1	1	H	Household	Ceramic	Refined Earthenware	Indeterminate		Base Sherd		Whiteware	Indeterminate									Tooled base ring	1815-	Azizi et al 1996
235.22			37		14	2		1	2	H	Household	Ceramic	Coarse Earthenware	Hollowware		Body Sherd		Redware	Exterior Spalled	Slip Decorated	Brown, Dark	Indeterminate						At least two dark brown lines, glazed on the interior		Azizi et al 1996
235.23			37		14	2		1	2	H	Household	Ceramic	Coarse Earthenware	Hollowware		Body Sherd		Redware	Slip Decorated	Single Glazed	Yellow	Indeterminate						At least two yellow slip lines		
235.24			37		14	2		1	5	H	Household	Ceramic	Coarse Earthenware	Indeterminate		Indeterminate		Redware	Indeterminate									Redware fragments, rough exterior		Miller et al 2000:13
235.25			37		14	2		1	2	H	Household	Ceramic	Coarse Earthenware	Indeterminate		Rim Sherd		Redware	Interior Spalled	Lead Glazed	Brown							Curved exterior rims, small sections of glaze on the top of the rim, unclear if exterior glazed		Miller et al 2000:13
235.26			37		14	2		1	1	H	Household	Ceramic	Coarse Earthenware	Hollowware		Body Sherd		Redware	Lead Glazed	Single Glazed	Brown							Round folded rim, interior is glazed, exterior is unglazed		
235.27			37		14	2		1	1	H	Household	Ceramic	Coarse Earthenware	Hollowware		Rim Sherd		Redware	Dark Patches in Glaze	Single Glazed	Brown	Indeterminate						Small German style rim fragment, darker patched in glaze, unclear if slip or blotched		
235.28			37		14	2		1	1	H	Household	Ceramic	Coarse Earthenware	Hollowware		Rim Sherd		Redware	Exterior Spalled	Slip Decorated	Brown, Dark	Indeterminate						At least two dark brown lines, top of rim present but the rest of the exterior is spalled, interior is glazed		
235.29			37		14	2		1	1	H	Household	Ceramic	Coarse Earthenware	Hollowware		Body Sherd		Redware	Lead Glazed	Single Glazed	Brown							Curved fragment, interior is glazed, exterior is unglazed		
235.3			37		14	2		1	1	H	Architectural	Metal	Iron	Nail		Fragment	Indeterminate											Nail fragment, head missing, bent at one end, rusted		
235.30			37		14	2		1	1	H	Household	Ceramic	Coarse Earthenware	Indeterminate		Indeterminate		Redware	Exterior Spalled	Lead Glazed	Brown							Small fragment, mostly spalled, small section of brown glaze, unclear if interior or exterior		
235.31			37		14	2		1	3	H	Household	Ceramic	Coarse Earthenware	Hollowware		Body Sherd		Redware	Lead Glazed	Exterior Spalled	Brown							Interior is glazed		
235.32			37		14	2		1	1	H	Household	Ceramic	Coarse Earthenware	Indeterminate		Body Sherd		Redware	Interior Spalled	Lead Glazed	Brown							Mostly spalled, small section of glaze on exterior		
235.33			37		14	2		1	1	H	Household	Ceramic	Coarse Earthenware	Hollowware		Body Sherd		Redware	Lead Glazed	Exterior Spalled	Brown, Dark							Dark brown glaze on interior		
235.34			37		14	2		1	4	H	Architectural	Other	Composite	Plaster	White, Beige	Fragment														
235.35			37		14	2		1	3	O	Indeterminate	Fauna	Bone	Bone		Fragment										Unidentified Bird		No cut or butcher marks visible		

FS	SB	Fea	TU	STP	Cxt	Strat	Hzn	AU	Count	H/P	Group	Class	Material	Object	Object Color	Part	Manufacture Technique	Ware	1st Decoration	2nd Decoration	Decoration Color	Pattern/Motif	Makers Mark	Mends	Vessel #	Common Name (Species)	Typology	Comments	Dates	Reference
235.36			37		14	2		1	6	O	Indeterminate	Fauna	Bone	Bone		Complete										Unidentified Mammal		No cut or butcher marks visible, phalanges		
235.37			37		14	2		1	1	O	Indeterminate	Fauna	Bone	Bone		Fragment										Unidentified Mammal		No cut or butcher marks visible, rib fragment		
235.38			37		14	2		1	27	O	Indeterminate	Fauna	Bone	Bone		Fragment										Unidentified Mammal		No cut or butcher marks visible		
235.4			37		14	2		1	4	H	Architectural	Metal	Iron	Nail		Complete	Indeterminate											Too rusted to determine type		
235.5			37		14	2		1	2	H	Architectural	Metal	Iron	Nail		Fragment	Cut											Machine headed, points missing, rusted		Denker & Denker 1985:54-68
235.6			37		14	2		1	1	H	Architectural	Metal	Iron	Nail		Fragment	Cut											Point missing, rusted, possibly machine headed		
235.7			37		14	2		1	2	H	Architectural	Metal	Iron	Nail		Fragment	Cut											Points missing, rusted		
235.8			37		14	2		1	6	H	Architectural	Metal	Iron	Nail		Fragment	Indeterminate											Rusted nail fragments		
235.9			37		14	2		1	2	H	Architectural	Metal	Iron	Nail		Complete	Cut											Two nails, rusted, taper on two sides		
236.1			37		39	3		3	5	H	Fuel	Flora	Wood	Charcoal Fragment																
236.10			37		39	3		3	1	H	Household	Ceramic	Coarse Earthenware	Hollowware		Body Sherd		Redware	Lead Glazed	Double Glazed	Brown							Curved fragment		
236.11			37		39	3		3	1	H	Household	Ceramic	Coarse Earthenware	Indeterminate		Indeterminate		Redware	Indeterminate									Small rough redware fragment		
236.12			37		39	3		3	3	H	Household	Ceramic	Coarse Earthenware	Hollowware		Body Sherd		Redware	Lead Glazed	Single Glazed	Brown							Curved fragments		
236.13			37		39	3		3	0	O	Food Related	Fauna	Shell	Shell Fragment												Indeterminate		One burned shell fragment		
236.2			37		39	3		3	1	H	Architectural	Metal	Iron	Nail		Complete	Wire											Wire cut nail		
236.3			37		39	3		3	1	H	Architectural	Metal	Iron	Nail		Fragment	Indeterminate											Flat, L-shape nail fragment		
236.4			37		39	3		3	1	H	Architectural	Metal	Iron	Nail		Fragment	Cut											Nail fragment, head missing, tapers on two sides		
236.5			37		39	3		3	1	H	Personal	Metal	Copper Alloy	Button		Complete	Indeterminate											Wire eye shank set in metal, round metal button	1750-	White 2005:51-52
236.6			37		39	3		3	11	O	Indeterminate	Fauna	Bone	Bone		Fragment										Unidentified Mammal		No cut or butcher marks visible		
236.7			37		39	3		3	1	O	Indeterminate	Fauna	Bone	Bone		Fragment										Unidentified Bird		No cut or butcher marks visible		
236.8			37		39	3		3	1	H	Architectural	Glass	Common Glass	Window Glass	Aqua	Fragment												Cloudy fragment		
236.9			37		39	3		3	1	H	Household	Glass	Common Glass	Bottle	Green	Finish	Mouth Blown, General											Tooled flared finish	1870-1920	www.sha.org/bottle/
237.1			37		64	4		3	2	H	Architectural	Other	Composite	Mortar, Lime		Fragment												Small fragments.		
238.1			37		41	4		3	2	O	Indeterminate	Fauna	Bone	Bone		Complete										Unidentified Mammal		The femur and knee bone of a small mammal.		www.jefpat.org
238.2			37		41	4		3	1	H	Indeterminate	Metal	Iron	Indeterminate		Complete	Indeterminate											A heavily rusted rectangle. Maybe part of a belt buckle.		Wells 2000:324-326
238.3			37		41	4		3	1	H	Architectural	Metal	Iron	Nail		Fragment	Indeterminate											Heavily rusted nail with its head about to fall off. Might be a cut nail.		
239.1			37		4	5			1	O	Indeterminate	Fauna	Bone	Bone		Fragment										Unidentified Mammal		Fragment.		
240.1			37		Clean-up				1	H	Architectural	Glass	Common Glass	Window Glass	Aqua	Fragment												Small fragment		
240.2			37		Clean-up				1	H	Household	Ceramic	Coarse Earthenware	Hollowware		Body Sherd		Redware	Lead Glazed	Exterior Spalled	Brown							Small sherd.		Miller et al 2000:12
240.3			37		Clean-up				1	H	Household	Ceramic	Refined Earthenware	Hollowware		Body Sherd		Whiteware	Indeterminate									Tiny sherd no visible decorations	1815-	Azizi et al 1996, Miller et al 2000:12
240.4			37		Clean-up				1	O	Indeterminate	Fauna	Bone	Bone		Fragment										Unidentified Mammal		Small fragment.		Wells 2000:324-326
240.5			37		Clean-up				1	O	Indeterminate	Fauna	Bone	Bone		Almost Complete										Unidentified Mammal		Smaller bone.		
240.6			37		Clean-up				3	H	Architectural	Metal	Iron	Nail		Complete	Cut											Quite rusted. Cannot accurately determine type of cut nail to date.		Azizi et al 1996
241.10			45			1	Ap		1	H	Household	Ceramic	Coarse Earthenware	Hollowware		Body Sherd		Redware	Lead Glazed	Single Glazed	Brown, Light							Tiny sherd glazed on the interior.		Azizi et al 1996
241.1			45			1	Ap		1	H	Architectural	Glass	Common Glass	Window Glass	Aqua	Fragment												Small fragment.		Wells 2000:324-326
241.11			45			1	Ap		1	H	Indeterminate	Ceramic	Coarse Earthenware	Indeterminate		Body Sherd		Redware	Unglazed									Tiny sherd. Could be part of a hollowware or a flowerpot.		
241.12			45			1	Ap		1	H	Household	Ceramic	Refined Earthenware	Hollowware		Body/Rim Sherd		Whiteware	Printed		Blue	Indeterminate						Small sherd with a few leaf design visible on the interior. No visible decoration on exterior. Not enough to determine pattern. Surface might have been over fired.	1815-1915	Azizi et al 1996
241.13			45			1	Ap		1	H	Household	Ceramic	Porcelain	Hollowware		Base Sherd		Bone China	Painted		Black	Indeterminate						Tiny thick sherd with a couple of band strokes visible	1794-	Miller et al 2000:9, Azizi et al 1996
241.14			45			1	Ap		2	H	Household	Ceramic	Stoneware	Hollowware	Buff	Body Sherd		Slip Glazed Stoneware	Albany & Bristol Slips		Brown, Dark & White							Two sherds with Albany slip interiors and Bristol slip exteriors. Possibly multiple vessels represented.	1880-1950	Azizi et al 1996
241.15			45			1	Ap		1	H	Household	Ceramic	Stoneware	Hollowware	Buff	Body Sherd		Slip Glazed Stoneware	Bristol-Type Slip		White							Small sherd with Bristol slip on both sides	1880-1960	Cheek 2016:89
241.16			45			1	Ap		1	H	Household	Ceramic	Stoneware	Hollowware	Buff	Base Sherd		Salt Glazed, Gray/Buff Bodied	Albany-Type Slip		Brown, Dark							Small sherd with interior Albany slip and an undecorated base exterior.	1805-1940	Miller et al 2000:10, Azizi et al 1996
241.17			45			1	Ap		1	H	Household	Ceramic	Stoneware	Hollowware	Buff	Body Sherd		Salt Glazed, Gray/Buff Bodied	Albany-Type Slip		Brown, Dark							Small sherd with interior Albany slip.	1805-1940	Miller et al 2000:10, Wells 2000:324-326
241.18			45			1	Ap		2	H	Personal	Synthetic	Plastic	Bead	Pink	Complete												Three-prong beads to a stretchy bracelet or hair tie. Probably from the 1980s or 1990s, but can still be bought currently.		
241.19			45			1	Ap		1	U	Fuel	Lithic	Coal	Coal Fragment		Fragment												Small fragment. Could be historic fuel burning or naturally occurring.		
241.2			45			1	Ap		5	H	Household	Glass	Non-Lead Glass	Container Glass	Colorless	Body Sherd	Indeterminate											Small curved sherds of various sizes. Multiple vessels represented		
241.20			45			1	Ap		1	O	Food Related	Fauna	Shell	Shell Hinge		Almost Complete										Oyster		Fairly weathered		
241.21			45			1	Ap		3	O	Indeterminate	Fauna	Bone	Bone		Fragment										Unidentified Mammal		Small fragments of various sizes.		
241.22			45			1	Ap		1	O	Indeterminate	Fauna	Bone	Bone		Fragment										Unidentified Mammal		Part of a jaw bone. Cannot tell if its maxilla or mandible. A couple of molars left.		
241.23			45			1	Ap		18	H	Indeterminate	Metal	Iron	Indeterminate		Fragment	Indeterminate											Various sized flat fragments.		
241.24			45			1	Ap		15	H	Architectural	Metal	Iron	Barb wire		Fragment	Indeterminate											Various sized pieces of barb wire for fencing.		
241.25			45			1	Ap		1	H	Indeterminate	Metal	Iron	Indeterminate		Complete	Indeterminate											Rectangle with one rounded end. Maybe a part of a buckle or tack.		
241.26			45			1	Ap		1	H	Activities	Metal	Iron	Flower Basket Hanger		Fragment	Indeterminate											The hook and curve section of most likely a metal stand to hang flower baskets off of.		
241.27			45			1	Ap		1	H	Indeterminate	Metal	Iron	Indeterminate		Fragment	Indeterminate											Large hook attached to a thin curved piece of metal.		
241.28			45			1	Ap		1	H	Indeterminate	Metal	Iron	Indeterminate		Almost Complete	Indeterminate											Oval piece of metal. Maybe missing a piece to complete the oval, maybe thick piece of wire bent into an oval shape		
241.29			45			1	Ap		4	H	Hardware	Metal	Iron	Washer		Complete	Indeterminate											Various sized. Varying degrees of rust.		
241.3			45			1	Ap		2	H	Household	Glass	Non-Lead Glass	Container Glass	Colorless	Body Sherd	Mold Blown, Indeterminate											Small curved sherds of various sizes. Multiple vessels represented		
241.30			45			1	Ap		1	H	Indeterminate	Metal	Iron	Indeterminate		Fragment	Indeterminate											Open rectangle with broken off legs coming off on side of the short ends of the rectangle.		

FS	SB	Fea	TU	STP	Cxt	Strat	Hzn	AU	Count	H/P	Group	Class	Material	Object	Object Color	Part	Manufacture Technique	Ware	1st Decoration	2nd Decoration	Decoration Color	Pattern/Motif	Makers Mark	Mends	Vessel #	Common Name (Species)	Typology	Comments	Dates	Reference
241.31			45			1	Ap		2	H	Indeterminate	Metal	Iron	Indeterminate		Fragment	Indeterminate											Various sized metal rod fragments.		
241.32			45			1	Ap		1	H	Indeterminate	Metal	Iron	Indeterminate		Fragment	Indeterminate											Heavy thick broken piece of metal with on partial hole and another hole with barb wire twisted through it. Part of it bumps out forming a triangle. Probably some kind of fence part.		
241.33			45			1	Ap		1	H	Hardware	Metal	Steel	Screw & Washer		Complete	Indeterminate											Modern hex head screw with a number "3" on its top. Its washer is still around screw. Only ever so slightly corroded.		
241.34			45			1	Ap		1	H	Hardware	Metal	Iron	Bolt/Nut		Complete	Indeterminate											Heavily rusted. Appears to be complete		Denker & Denker 1985:54-68
241.35			45			1	Ap		9	H	Architectural	Metal	Iron	Nail		Complete	Wire											Various sizes and various degrees of rusting	1885-	Wells 2000:326-327, Wells 2000:324-326
241.36			45			1	Ap		5	H	Architectural	Metal	Iron	Nail		Fragment	Wire											Various sizes and various degrees of rusting. All missing their heads.	1885-	Wells 2000:326-327
241.37			45			1	Ap		1	H	Architectural	Metal	Iron	Nail		Complete	Indeterminate											Long wide nail with a very large head.		
241.38			45			1	Ap		5	H	Architectural	Metal	Iron	Nail		Complete	Cut											Various sizes. Fairly rusted. Too rusted to accurately date.		
241.39			45			1	Ap		2	H	Architectural	Metal	Iron	Nail		Fragment	Cut											Small fragments. Heads intact. Fairly rusted. Too rusted to accurately date.		
241.4			45			1	Ap		2	H	Household	Glass	Non-Lead Glass	Container Glass	Colorless	Base Sherd	Mold Blown, Machine		Molded Pattern			Stippled Surface						Two sherds with stippled surface bases. Might belong to different vessels	1940-	www.sha.org/bottle/
241.40			45			1	Ap		6	H	Architectural	Metal	Iron	Nail		Fragment	Cut											Small fragments. Heads missing. Fairly rusted. Too rusted to accurately date.		
241.41			45			1	Ap		1	H	Hardware	Metal	Iron	Screw		Complete	Indeterminate											Heavily rusted flat head screw.		
241.5			45			1	Ap		1	H	Household	Glass	Non-Lead Glass	Glass Fragment	Purple/Solarized	Fragment	Indeterminate											Small slightly curved fragment.		
241.6			45			1	Ap		1	H	Household	Glass	Non-Lead Glass	Indeterminate	Colorless	Body Sherd	Mold Blown, Indeterminate		Molded Pattern			Ribbed						Small curved sherd with part of a pointed rib pattern visible. Might also be pressed. Too small to determine object		
241.7			45			1	Ap		1	H	Household	Glass	Non-Lead Glass	Indeterminate	Colorless	Body Sherd	Mold Blown, Indeterminate		Molded Pattern			Diamond						Small curved sherd with part of a pointed diamond pattern visible. Might also be pressed. Too small to determine object		
241.8			45			1	Ap		4	H	Household	Ceramic	Coarse Earthenware	Hollowware		Body Sherd		Redware	Lead Glazed	Single Glazed	Brown							Tiny sherds glazed on the interior. Probably multiple vessels represented.		www.sha.org/bottle/
241.9			45			1	Ap		3	H	Household	Ceramic	Coarse Earthenware	Hollowware		Base Sherd		Redware	Lead Glazed	Single Glazed	Brown							Tiny sherds glazed on the interior. Multiple vessels represented.		
242.1			45		14	2		1	1	H	Architectural	Glass	Common Glass	Window Glass	Aqua	Fragment												Small fragment.		
242.10			45		14	2		1	1	H	Household	Metal	Indeterminate	Button		Almost Complete	Cast											Button missing the loop of its shank. Cannot determine metal.. Maybe nickel or steel. It is only slightly magnetic. Button is plain. Only slightly corroded.		
242.11			45		14	2		1	1	H	Household	Metal	Copper Alloy	Button		Almost Complete	Cast											Button missing the loop of its shank. Words are encircling the back of the button. Only "2nd" is clearly visible. The front is plain. Slightly corroded.		
242.12			45		14	2		1	1	H	Household	Metal	Iron	Button		Almost Complete	Cast		Molded Pattern			Lettering						Button missing the loop of its shank. The back is heavily rusted. The front of the button has, "C.V." written on it. Probably initials. Couldn't find any buttons with same letters.		
242.13			45		14	2		1	5	H	Indeterminate	Metal	Iron	Indeterminate		Fragment	Indeterminate											Heavily rusted flat pieces of metal.		
242.14			45		14	2		1	1	H	Indeterminate	Metal	Iron	Indeterminate		Fragment	Indeterminate											Long bend heavily rust thick wire like piece of metal.		
242.15			45		14	2		1	1	H	Architectural	Metal	Iron	Barb Wire		Fragment	Indeterminate											Rusted fragment of barb wire fence.		
242.16			45		14	2		1	1	H	Tack	Metal	Iron	Horseshoe		Fragment	Indeterminate											Half a horseshoe		
242.17			45		14	2		1	1	H	Indeterminate	Metal	Iron	Indeterminate		Fragment	Indeterminate											Very thick staple looking object. Could also be a bent spike.		
242.18			45		14	2		1	1	H	Indeterminate	Metal	Iron	Indeterminate		Fragment	Indeterminate											Rusted object with a flat area with two holes for nails or screws with turns into a curve solid tube of metal to another flat area that's broken off. Maybe part of a gate door closure.		
242.19			45		14	2		1	23	H	Architectural	Metal	Iron	Nail		Fragment	Cut											Heavily rusted various sized fragments all missing their heads. Not good enough condition to date.		
242.20			45		14	2		1	4	H	Architectural	Metal	Iron	Nail		Complete	Wire											Various sizes.	1885-	Wells 2000:326-327
242.2			45		14	2		1	1	H	Household	Glass	Non-Lead Glass	Glass Fragment	Colorless	Fragment	Indeterminate											Tiny thick flat fragment. Rounded on one end. Might be on purpose or due to breakage.		
242.21			45		14	2		1	1	H	Hardware	Metal	Iron	Screw		Fragment	Indeterminate											Top quarter/half of a flat head screw.		Wells 2000:321-322
242.22			45		14	2		1	21	H	Architectural	Metal	Iron	Nail		Fragment	Cut											Fragments with their heads. Heavily rusted. Cannot accurately date.		
242.23			45		14	2		1	15	H	Architectural	Metal	Iron	Nail		Complete	Cut											Heavily rusted. Cannot accurately date.		
242.24			45		14	2		1	2	H	Architectural	Metal	Iron	Nail		Complete	Cut											Brad nails. Heavily rusted. Cannot properly date.		
242.25			45		14	2		1	2	H	Tack	Metal	Iron	Horse Nail		Fragment	Cut											Various sized fragments. Missing their bottoms. Heavily rusted. Cannot properly date.		
242.3			45		14	2		1	2	H	Household	Ceramic	Coarse Earthenware	Hollowware		Body Sherd		Redware	Lead Glazed	Single Glazed	Brown							Tiny sherds. Decorated on the interior. Possibly multiple vessels represented.		
242.4			45		14	2		1	1	H	Household	Ceramic	Coarse Earthenware	Hollowware		Body Sherd		Redware	Lead Glazed	Single Glazed	Brown, Dark							Small thick sherd glazed on the interior.		
242.5			45		14	2		1	1	H	Household	Ceramic	Refined Earthenware	Hollowware		Body Sherd		Whiteware	Indeterminate									Tiny thick sherd with no visible decorations	1815-	Azizi et al 1996, Miller et al 2000:12
242.6			45		14	2		1	2	H	Household	Ceramic	Stoneware	Hollowware	Gray	Base/Body Sherd		Salt Glazed, Gray/Buff Bodied	Albany-Type Slip		Brown, Dark							Sherds with Albany slip interior. Sherd do not mend but most likely go based on thickness and coloration.	1805-1940	Miller et al 2000:10
242.7			45		14	2		1	1	H	Household	Ceramic	Stoneware	Hollowware	Gray	Body Sherd		Salt Glazed, Gray/Buff Bodied	Albany-Type Slip		Brown, Dark							Small sherd with Albany slip interior. Exterior has a tan/pinkish wash.	1880-1950	Azizi et al 1996
242.8			45		14	2		1	1	H	Household	Ceramic	Stoneware	Hollowware	Buff	Body Sherd		Salt Glazed, Gray/Buff Bodied	Albany-Type Slip		Brown, Dark							Small sherd with Albany slip interior.	1880-1950	Azizi et al 1996, Miller et al 2000:12
242.9			45		14	2		1	1	H	Household	Ceramic	Stoneware	Hollowware	Buff	Body Sherd		Slip Glazed Stoneware	Albany & Bristol Slips		Brown & White							Tiny thick sherd with Albany slip interior and Bristol slip exterior.	1880-1950	Azizi et al 1996

FS	SB	Fea	TU	STP	Cxt	Strat	Hzn	AU	Count	H/P	Group	Class	Material	Object	Object Color	Part	Manufacture Technique	Ware	1st Decoration	2nd Decoration	Decoration Color	Pattern/Motif	Makers Mark	Mends	Vessel #	Common Name (Species)	Typology	Comments	Dates	Reference
243.1			45		4	3			1	P	Tool	Lithic	Rhyolite	Projectile Point	Gray-Tan	Complete											Otter Creek (6.1 g)	Projectile point exhibiting well-formed side-notches and pronounced square-shaped tangs. The basal tangs are wider than the blade element of the point. Base, tangs, and notches of the point are ground. Resembles Otter Creek type.	Middle Archaic	
243.2			45		4	3			1	P	Cracked Rock	Lithic	Quartzite	FCR	Gray-Red													Small, heat-reddened rock fragment		Azizi et al 1996
243.3			45		4	3			1	H	Indeterminate	Metal	Iron	Indeterminate		Fragment	Indeterminate											Small, flat fragment of rusted metal		Miller et al 2000:12
243.4			45		4	3			1	H	Architectural	Metal	Iron	Nail		Complete	Cut											Rusted cut nail	1830-1890	Wells 2000:324-326
244.10			40			1			1	H	Indeterminate	Glass	Lead	Glass Fragment	Colorless	Body/Rim Sherd	Indeterminate											Small sherd. Could be a household item or lighting.		Azizi et al 1996
244.1			40			1			48	H	Architectural	Glass	Common Glass	Window Glass	Aqua	Fragment												Various sized fragments		www.jefpat.org
244.11			40			1			10	H	Household	Ceramic	Coarse Earthenware	Hollowware		Body Sherd		Redware	Lead Glazed	Single Glazed	Brown/Red			w/self				Most sherd mend a few do not but most likely based on coloration on thickness. Glazed on the interior		Azizi et al 1996
244.12			40			1			1	H	Household	Ceramic	Coarse Earthenware	Hollowware		Body Sherd		Redware	Lead Glazed	Single Glazed	Brown/Red							Tiny sherd glazed on the interior. Looks like maybe a light slip wash on the exterior.		
244.13			40			1			7	H	Household	Ceramic	Coarse Earthenware	Hollowware		Body Sherd		Redware	Lead Glazed	Single Glazed	Brown							Small sherds glazed on the interior. Multiple vessels represented.		Azizi et al 1996
244.14			40			1			5	H	Household	Ceramic	Coarse Earthenware	Hollowware		Body Sherd		Redware	Lead Glazed	Single Glazed	Brown, Dark							Small sherds glazed on the interior. Multiple vessels represented.		
244.15			40			1			2	H	Household	Ceramic	Coarse Earthenware	Hollowware		Body Sherd		Redware	Lead Glazed	Single Glazed	Brown			w/self				Small mended sherds glazed on the interior. One sherd has two incised tie down lines on the exterior.		Miller et al 2000:13
244.16			40			1			1	H	Household	Ceramic	Coarse Earthenware	Hollowware		Body Sherd		Redware	Lead Glazed	Exterior Spalled	Brown							Tiny sherd.		
244.17			40			1			2	H	Household	Ceramic	Coarse Earthenware	Hollowware		Base/Body Sherd		Redware	Lead Glazed	Single Glazed	Brown			w/self				Mended sherds glazed on the interior.		Azizi et al 1996
244.18			40			1			1	H	Household	Ceramic	Coarse Earthenware	Hollowware		Body Sherd		Redware	Lead Glazed	Double Glazed	Brown and Green							Small sherd with brown glaze on the interior and green glaze on the exterior.		Miller et al 2000:12
244.19			40			1			1	H	Household	Ceramic	Coarse Earthenware	Hollowware		Body Sherd		Redware	Lead Glazed	Double Glazed	Blue	Indeterminate						Small sherd with light blue interior and a light blue exterior with a few slightly darker blue bands. Maybe some sort of pattern. A finer bodied redware.		
244.2			40			1			5	H	Household	Glass	Common Glass	Container Glass	Olive	Body Sherd	Indeterminate											Small curved sherds. Possibly from multiple vessels.		Miller et al 2000:13
244.20			40			1			2	H	Household	Ceramic	Refined Earthenware	Hollowware		Body Sherd		Creamware	Indeterminate									Tiny sherds. No visible decorations. Multiple vessels represented.	1762-1820	Miller et al 2000:12
244.21			40			1			2	H	Household	Ceramic	Refined Earthenware	Hollowware		Body/Rim Sherd		Creamware	Indeterminate									Tiny sherds. No visible decorations. Multiple vessels represented.	1762-1820	Miller et al 2000:12, www.jefpat.org
244.22			40			1			2	H	Household	Ceramic	Refined Earthenware	Hollowware		Body Sherd		Creamware	Interior Spalled									Tiny sherds. No visible decorations. Multiple vessels represented.	1762-1820	Miller et al 2000:12
244.23			40			1			1	H	Household	Ceramic	Refined Earthenware	Hollowware		Base Sherd		Creamware	Interior Spalled									Small sherd. No visible decorations.	1762-1820	Miller et al 2000:12
244.24			40			1			3	H	Household	Ceramic	Refined Earthenware	Hollowware		Base Sherd		Pearlware	Indeterminate									Small sherds with no visible decorations. Multiple vessels represented.	1775-1840	Azizi et al 1996
244.25			40			1			1	H	Household	Ceramic	Refined Earthenware	Hollowware		Base Sherd		Pearlware	Indeterminate									Small sherd with no visible decorations.	1775-1840	Azizi et al 1996
244.26			40			1			5	H	Household	Ceramic	Refined Earthenware	Hollowware		Body Sherd		Pearlware	Exterior Spalled									Tiny sherds with no visible decorations. Multiple vessels represented	1775-1840	Azizi et al 1996
244.27			40			1			2	H	Household	Ceramic	Refined Earthenware	Hollowware		Body Sherd		Pearlware	Interior Spalled									Tiny sherds with no visible decorations. Multiple vessels represented	1775-1840	Azizi et al 1996
244.28			40			1			1	H	Household	Ceramic	Refined Earthenware	Tableware, General		Body/Rim Sherd		Pearlware	Molded Pattern	Painted	Green	Shell Edge, Indeterminate						Tiny sherd. Mostly spalled.	1775-1840	Azizi et al 1996
244.29			40			1			1	H	Household	Ceramic	Refined Earthenware	Hollowware		Base Sherd		Pearlware	Painted		Earth Tone Colors	Indeterminate						Tiny sherd. A little bit of a green stroke visible on the interior.	1795-1830	Miller et al 2000:12
244.30			40			1			1	H	Household	Ceramic	Refined Earthenware	Hollowware		Base Sherd		Pearlware	Printed		Black	Indeterminate						Tiny sherd. Sherd might have part of a building as the decoration on its interior, but its too tiny to tell.	1803-1830	www.jefpat.org
244.3			40			1			4	H	Household	Glass	Common Glass	Container Glass	Aqua	Body Sherd	Indeterminate											Small curved sherds. Probably multiple vessels represented.		
244.31			40			1			1	H	Household	Ceramic	Refined Earthenware	Hollowware		Body/Rim Sherd		Pearlware	Printed	Exterior Spalled	Black	Indeterminate						Tiny sherd with a diamond pattern visible.	1803-1830	www.jefpat.org
244.32			40			1			5	H	Household	Ceramic	Refined Earthenware	Hollowware		Body Sherd		Whiteware	Indeterminate									Small sherds. No visible decorations. Multiple vessels represented	1815-	Azizi et al 1996
244.33			40			1			3	H	Household	Ceramic	Refined Earthenware	Hollowware		Body/Rim Sherd		Whiteware	Indeterminate									Tiny sherds. No visible decorations. Multiple vessels represented	1815-	Azizi et al 1996
244.34			40			1			9	H	Household	Ceramic	Refined Earthenware	Hollowware		Body Sherd		Whiteware	Exterior Spalled									Tiny sherds. No visible decorations. Multiple vessels represented	1815-	Azizi et al 1996
244.35			40			1			8	H	Household	Ceramic	Refined Earthenware	Hollowware		Body Sherd		Whiteware	Interior Spalled									Tiny sherds. No visible decorations. Multiple vessels represented	1815-	Azizi et al 1996
244.36			40			1			2	H	Household	Ceramic	Refined Earthenware	Hollowware		Body Sherd		Pearlware	Molded Pattern	Painted	Blue	Shell Edge, Indeterminate						Small sherds with only of very bottom edge of what probably is a shell edge border. Multiple vessels represented.	1775-1840	Azizi et al 1996
244.37			40			1			2	H	Household	Ceramic	Refined Earthenware	Hollowware		Body/Rim Sherd		Whiteware	Exterior Spalled									Tiny sherds. No visible decorations. Multiple vessels represented.	1815-	Azizi et al 1996
244.38			40			1			1	H	Household	Ceramic	Refined Earthenware	Hollowware		Base/Body Sherd		Whiteware	Indeterminate									Small sherd. No visible decorations	1815-	Azizi et al 1996
244.39			40			1			2	H	Household	Ceramic	Refined Earthenware	Hollowware		Body/Rim Sherd		Whiteware	Painted		Blue	Indeterminate		w/self				Tiny mended sherds with thin band of blue along the rim on the interior. No other visible decoration	1815-	Azizi et al 1996
244.40			40			1			4	H	Household	Ceramic	Refined Earthenware	Hollowware		Body Sherd		Whiteware	Sponged, Cut	Exterior Spalled	Purple	Indeterminate						Small sherds with what looks like pointed star flowers. Sherds do not mend but mostly likely go together based on the decoration.	1840-1940	www.jefpat.org, Azizi et al 1996
244.4			40			1			1	H	Household	Glass	Common Glass	Bottle	Aqua	Body Sherd	Indeterminate											Part of an inset panel bottle.		www.jefpat.org
244.41			40			1			1	H	Household	Ceramic	Refined Earthenware	Hollowware		Body Sherd		Whiteware	Painted		Chrome Colors	Indeterminate						Tiny sherd with a just barely an edge of some green decoration on the exterior. No other visible decorations.	1830-1880	www.jefpat.org, Azizi et al 1996
244.42			40			1			2	H	Household	Ceramic	Refined Earthenware	Hollowware		Base Sherd		Whiteware	Printed		Black	Indeterminate		w/self				Small mended sherds printed on the interior. Only part of a bird is visible	1815-1915	Azizi et al 1996, Miller et al 2000:12
244.43			40			1			1	H	Household	Ceramic	Refined Earthenware	Hollowware		Body Sherd		Whiteware	Printed	Exterior Spalled	Black	Indeterminate						Tiny fragment with a few black dots visible on the interior	1815-1915	Azizi et al 1996
244.44			40			1			1	H	Household	Ceramic	Refined Earthenware	Hollowware		Body/Rim Sherd		Whiteware	Printed		Black	Indeterminate						Tiny sherd with a black line on either side along the rim.	1815-1915	Azizi et al 1996
244.45			40			1			1	H	Household	Ceramic	Refined Earthenware	Hollowware		Base/Body Sherd		Whiteware	Printed		Purple	Indeterminate						Small sherd with floral elements on the interior.	1829-1915	www.jefpat.org, Miller et al 2000:12
244.45			40			1			1	H	Household	Ceramic	Refined Earthenware	Hollowware		Body Sherd		Whiteware	Printed		Blue	Indeterminate						Tiny sherd printed on the interior. No visible decoration on exterior. Too small to determine pattern.	1815-1915	Azizi et al 1996

FS	SB	Fea	TU	STP	Cxt	Strat	Hzn	AU	Count	H/P	Group	Class	Material	Object	Object Color	Part	Manufacture Technique	Ware	1st Decoration	2nd Decoration	Decoration Color	Pattern/Motif	Makers Mark	Mends	Vessel #	Common Name (Species)	Typology	Comments	Dates	Reference
244.46			40			1			2	H	Household	Ceramic	Refined Earthenware	Hollowware		Body Sherd		Whiteware	Printed		Blue	Indeterminate						Tiny sherds printed on the exterior. No visible decoration on interior. Too small to determine pattern. Multiple vessels represented	1815-1915	Azizi et al 1996
244.46			40			1			1	H	Household	Ceramic	Refined Earthenware	Hollowware		Body/Rim Sherd		Whiteware	Printed		Blue	Indeterminate						Tiny sherd printed on the interior. No visible decoration on exterior. Too small to determine pattern.	1815-1915	Azizi et al 1996
244.47			40			1			2	H	Household	Ceramic	Refined Earthenware	Hollowware		Body/Rim Sherd		Whiteware	Flow Printed		Blue	Indeterminate						Small sherds that do not mend but most likely go based on the decoration. Not enough to determine pattern on interior. Part of a plate or server probably	1835-1925	Snyder 1992, Azizi et al 1996
244.48			40			1			2	H	Household	Ceramic	Refined Earthenware	Hollowware		Base/Body Sherd		Pearlware	Printed		Blue, Dark	Old Blue-General						Small sherds. One mostly spalled on the interior. The other has a kiln mark on the interior. Not enough to more fully determine pattern. Multiple vessels represented.	1815-1840	Azizi et al 1996, Miller et al 2000:12
244.49			40			1			1	H	Household	Ceramic	Refined Earthenware	Hollowware		Body Sherd		Pearlware	Printed		Blue, Dark	Old Blue-General						Small sherd printed on the exterior which is mostly spalled . No visible decorations on the interior	1815-1840	Azizi et al 1996
244.5			40			1			1	H	Household	Glass	Common Glass	Glass Fragment	Aqua	Fragment	Indeterminate											Tiny completely spalled fragment.		Azizi et al 1996
244.50			40			1			1	H	Household	Ceramic	Refined Earthenware	Hollowware		Body/Rim Sherd		Pearlware	Printed		Blue, Dark	Old Blue-General						Tiny sherd printed on the interior. No other visible decorations. Too small to determine exact pattern	1815-1840	Azizi et al 1996
244.51			40			1			1	H	Household	Ceramic	Refined Earthenware	Hollowware		Body Sherd		Pearlware/Whiteware	Painted	Interior Spalled	Blue	Indeterminate						Tiny sherd with various shades of blue. Too tiny to determine pattern	1775-1880	Miller et al 2000:12, Azizi et al 1996
244.52			40			1			7	H	Household	Ceramic	Refined Earthenware	Hollowware		Base/Body/Rim Sherd		Rockingham	Indeterminate					w/self				Some sherds mend some do not but most likely go together. Wide square base foot ring. Rim is straight and then the body goes sharply outward. Maybe some type of jar or teapot. No visible molded patterns	1830-1940	www.jefpat.org, Azizi et al 1996
244.53			40			1			6	H	Household	Ceramic	Porcelain	Tableware, General		Base/Body/Rim Sherd		Porcelain, Hard Paste	Gilding		Gold	Indeterminate		w/self				Some sherds mend some do not but most likely go together. A little visibly but mostly a ghost image of a band of gilding along the rim on the interior. Probably a plate.	1850-	Azizi et al 1996
244.54			40			1			1	H	Household	Ceramic	Porcelain	Hollowware		Body Sherd		Porcelain, Hard Paste	Painted		Green	Indeterminate						Small sherd with green abstract splatters. Not enough to determine pattern.		
244.55			40			1			1	H	Household	Ceramic	Refined Earthenware	Hollowware		Base/Body Sherd		Tin Glazed	Painted		Blue	Indeterminate						Probably a cup or a small bowl. Mostly spalled on the interior. On the exterior a painted design of a branch with leaves with either a the bottom of a bird of a flower on the branch. Maybe Chinese floral, but not enough to confirm.	-1800	
244.56			40			1			1	H	Toy/Recreation	Ceramic	Refined Earthenware	Marble	Red, Pale	Complete		Unidentified Refined Earthenware										Small brown-bodied earthenware marble,		
244.57			40			1			1	H	Personal	Metal	Iron	Snap		Complete	Indeterminate											Rusted flat circular piece of metal. Very possibly the indented part of a snap.		Miller et al 2000:12
244.58			40			1			4	H	Architectural	Other	Composite	Mortar		Fragment												Tiny fragments		Wells 2000:324-326
244.59			40			1			1	H	Architectural	Ceramic	Coarse Earthenware	Brick, Fragment	Red													Tiny fragment.		Azizi et al 1996
244.6			40			1			5	H	Household	Glass	Non-Lead Glass	Container Glass	Colorless	Body Sherd	Indeterminate											Small curved fragments. Multiple vessels represented		Azizi et al 1996
244.60			40			1			2	H	Indeterminate	Metal	Copper Alloy	Indeterminate		Complete	Indeterminate											Circular tubes of varying length with one end flared outward. One looks like it has light ribbing like maybe it screws. Cannot determine object.		www.jefpat.org
244.61			40			1			1	H	Activities	Other	Composite	Pencil		Fragment												Part of the metal end of a modern pencil with wood/graphite pencil still in metal. Slightly corroded.		Wells 2000:324-326
244.62			40			1			1	H	Indeterminate	Synthetic	Plastic	Cap	Black	Complete												Small screw on conical shaped cap.	1915-	Miller et al 2000:16
244.63			40			1			1	H	Indeterminate	Synthetic	Plastic	Indeterminate	White, Opaque	Fragment												Small fragment. Maybe part of a cap or base of something . Not enough to determine object.	1915-	Miller et al 2000:16
244.64			40			1			2	U	Fuel	Lithic	Coal	Coal Fragment		Fragment												Small fragments. Could be historic fuel or naturally occurring.		www.jefpat.org
244.65			40			1			8	H	Architectural	Metal	Iron	Nail		Fragment	Cut											Rusted over fragments missing their heads. Too rusted to accurately determine dates.		
244.66			40			1			35	H	Architectural	Metal	Iron	Nail		Almost Complete	Cut											Various degrees of size and rust. Too rusted to accurately determine dates.		
244.67			40			1			6	H	Architectural	Metal	Iron	Nail		Complete	Wire											Various sized nails in varying degrees of corrosion.	1885-	Wells 2000:326-327
244.68			40			1			2	H	Architectural	Metal	Iron	Nail		Fragment	Wire											Rusted fragments missing their heads	1885-	Wells 2000:326-327
244.69			40			1			1	H	Architectural	Metal	Iron, Galvanized	Nail, Roofing		Complete	Wire											Somewhat rusted	1901-	Miller et al 2000:14
244.7			40			1			3	H	Indeterminate	Glass	Non-Lead Glass	Indeterminate	Colorless	Body/Rim Sherd	Indeterminate											Small curved sherds. Could either be a lighting item or household. Multiple vessels represented.		
244.70			40			1			1	H	Hardware	Metal	Iron	Screw		Complete	Indeterminate											Heavily rusted.		
244.71			40			1			1	H	Hardware	Metal	Iron	Staple		Complete	Indeterminate											Large U-shaped staple. Typically used in fencing. Heavily rusted		
244.72			40			1			10	O	Indeterminate	Fauna	Bone	Bone		Fragment										Unidentified Mammal		Various sizes fragments.		
244.73			40			1			1	O	Indeterminate	Fauna	Bone	Bone		Fragment										Unidentified Mammal		Small piece of bone cut on either end.		
244.8			40			1			7	H	Household	Glass	Lead	Glass Fragment	Colorless	Body Sherd	Indeterminate											Tiny curved sherds. Multiple vessels represented.		
244.9			40			1			1	H	Household	Glass	Lead	Glass Fragment	Colorless	Body Sherd	Mold Blown, Indeterminate		Molded Pattern			Indeterminate						Very tiny sherd with a corner. Looks like it's probably part of a paneled tumbler, but its too tiny to confirm.		
245.1			40		021B	3	Fill	2	5	H	Architectural	Glass	Common Glass	Window Glass	Aqua	Fragment												Small fragments		
245.10			40		021B	3	Fill	2	2	H	Household	Ceramic	Coarse Earthenware	Hollowware		Base Sherd		Redware	Lead Glazed	Single Glazed	Brown, Dark							Tiny sherds glazed on the interior. Multiple vessels represented.		
245.1035			40		021B	3	Fill	2	4	H	Household	Ceramic	Refined Earthenware	Tea Cup		Body/Rim Sherd		Pearlware	Painted		Brown	Imari Style		w/ self	C-0035			Brown painted teacup, band around interior rim, floral design on exterior, pieces mend	1795-1830	Miller et al 2000:12
245.11			40		021B	3	Fill	2	1	H	Household	Ceramic	Coarse Earthenware	Hollowware		Body Sherd		Redware	Lead Glazed	Single Glazed	Brown, Dark							Sherd glazed on the interior.		
245.12			40		021B	3	Fill	2	1	H	Household	Ceramic	Coarse Earthenware	Hollowware		Body Sherd		Redware	Lead Glazed	Exterior Spalled	Brown							Tiny sherd.		
245.13			40		021B	3	Fill	2	1	H	Household	Ceramic	Coarse Earthenware	Hollowware		Base/Body Sherd		Redware	Lead Glazed	Double Glazed	Brown, Dark							Small sherd. Looks like its part of a small vessel.		Sprague 2002:115
245.14			40		021B	3	Fill	2	1	H	Household	Ceramic	Coarse Earthenware	Hollowware		Body Sherd		Redware	Lead Glazed	Double Glazed	Brown, Light							Tiny sherd.		
245.15			40		021B	3	Fill	2	1	H	Household	Ceramic	Coarse Earthenware	Hollowware		Rim Sherd		Redware	Lead Glazed	Single Glazed	Brown							Small sherd of rim. Looks like a short fat everted rim.		

FS	SB	Fea	TU	STP	Cxt	Strat	Hzn	AU	Count	H/P	Group	Class	Material	Object	Object Color	Part	Manufacture Technique	Ware	1st Decoration	2nd Decoration	Decoration Color	Pattern/Motif	Makers Mark	Mends	Vessel #	Common Name (Species)	Typology	Comments	Dates	Reference
245.16			40		021B	3	Fill	2	1	H	Household	Ceramic	Coarse Earthenware	Hollowware		Body Sherd		Redware	Lead Glazed	Incised	Brown							Small sherd glazed on the interior with 5 thin incised lines on the exterior. Cannot see full design. More than likely not just tie down lines.		
245.17			40		021B	3	Fill	2	2	H	Household	Ceramic	Coarse Earthenware	Pan		Body/Rim Sherd		Redware	Slip Decorated	Single Glazed	Yellow & Green	Trailed Slip		w/self				Mended sherds decorated on the interior with evenly spaced thin bands of yellow going around the interior with a wavy green line running through them. Rim makes a triangle with coggling on top. Slight charring on exterior. See extra info.	-1870	
245.18			40		021B	3	Fill	2	1	H	Household	Ceramic	Coarse Earthenware	Pan		Body/Rim Sherd		Redware	Slip Decorated	Single Glazed	Yellow & Green	Trailed Slip						Sherd decorated on the interior with evenly spaced thin bands of yellow going around the interior with a wavy green line running through them. Rim makes a triangle, but there is no visible coggling. Charring on exterior along rim.	-1870	
245.19			40		021B	3	Fill	2	1	H	Household	Ceramic	Coarse Earthenware	Hollowware		Body Sherd		Redware	Lead Glazed	Single Glazed	Yellow & Green	Trailed Slip						Sherd decorated on the interior with a band of watercolor like wavy yellow and green. The yellow being a solid band underneath the green and waving with it on top of it. Likely same vessel as 246.9 & 348.21.		www.jefpat.org
245.20			40		021B	3	Fill	2	15	H	Household	Ceramic	Refined Earthenware	Hollowware		Body Sherd		Creamware	Indeterminate									Various sized sherds with no visible decorations. Multiple vessels represented.	1762-1820	Miller et al 2000:12
245.2			40		021B	3	Fill	2	1	H	Household	Glass	Common Glass	Container Glass	Aqua	Body Sherd	Indeterminate											Tiny curved fragment.		
245.21			40		021B	3	Fill	2	6	H	Household	Ceramic	Refined Earthenware	Hollowware		Base Sherd		Creamware	Indeterminate									Various sized sherds with no visible decorations. Multiple vessels represented.	1762-1820	Miller et al 2000:12, Miller et al 2000:13
245.22			40		021B	3	Fill	2	5	H	Household	Ceramic	Refined Earthenware	Hollowware		Body/Rim Sherd		Creamware	Indeterminate									Various sized sherds with no visible decorations. Multiple vessels represented.	1762-1820	Miller et al 2000:12
245.23			40		021B	3	Fill	2	2	H	Household	Ceramic	Refined Earthenware	Hollowware		Base/Body Sherd		Creamware	Indeterminate									Various sized sherds with no visible decorations. Multiple vessels represented.	1762-1820	Miller et al 2000:12
245.24			40		021B	3	Fill	2	5	H	Household	Ceramic	Refined Earthenware	Hollowware		Body Sherd		Creamware	Exterior Spalled									Small sherds with no visible decorations. Multiple vessels represented.	1762-1820	Miller et al 2000:12
245.25			40		021B	3	Fill	2	2	H	Household	Ceramic	Refined Earthenware	Hollowware		Body Sherd		Creamware	Interior Spalled									Small sherds with no visible decorations. Multiple vessels represented.	1762-1820	Miller et al 2000:12
245.26			40		021B	3	Fill	2	1	H	Household	Ceramic	Refined Earthenware	Hollowware		Base/Body Sherd		Creamware	Indeterminate									Small sherd with no visible decorations.	1762-1820	Miller et al 2000:12, Miller 1993
245.27			40		021B	3	Fill	2	1	H	Household	Ceramic	Refined Earthenware	Hollowware		Base/Body Sherd		Creamware	Interior Spalled									Small sherd with no visible decorations.	1762-1820	Miller et al 2000:12, Wells 2000:324-326
245.28			40		021B	3	Fill	2	2	H	Household	Ceramic	Refined Earthenware	Hollowware		Body/Rim Sherd		Creamware	Indeterminate					w/self				Mended small sherds with no visible decorations. Rim is rolled over onto the exterior. There is a hole created in between as a result of rolling.	1762-1820	Miller et al 2000:12
245.29			40		021B	3	Fill	2	1	H	Household	Ceramic	Refined Earthenware	Hollowware		Body Sherd		Pearlware	Indeterminate									Tiny sherd. No visible decorations	1775-1840	Azizi et al 1996
245.3			40		021B	3	Fill	2	4	H	Household	Ceramic	Coarse Earthenware	Hollowware		Body/Rim Sherd		Redware	Lead Glazed	Single Glazed	Brown/Red			w/self				Mended sherds glazed on the interior. One does not mend, but clearly go. Rim is folded over and wide. Possibly borderline 25% complete. Probably some pan. Two tie down lines of the exterior.		Wells 2000:324-326
245.30			40		021B	3	Fill	2	1	H	Household	Ceramic	Refined Earthenware	Hollowware		Body Sherd		Pearlware	Exterior Spalled									Tiny sherd. No visible decorations. Tiny kiln mark.	1775-1840	Azizi et al 1996
245.31			40		021B	3	Fill	2	1	H	Household	Ceramic	Refined Earthenware	Hollowware		Base Sherd		Pearlware	Exterior Spalled									Small sherd. No visible decorations.	1775-1840	Azizi et al 1996
245.32			40		021B	3	Fill	2	1	H	Household	Ceramic	Refined Earthenware	Hollowware		Base/Body Sherd		Pearlware	Indeterminate									Small sherd. No visible decorations.	1775-1840	Azizi et al 1996
245.33			40		021B	3	Fill	2	1	H	Household	Ceramic	Refined Earthenware	Hollowware		Foot		Pearlware	Interior Spalled									Tiny footring spalled off of its body.	1775-1840	Azizi et al 1996
245.34			40		021B	3	Fill	2	1	H	Household	Ceramic	Refined Earthenware	Tableware, General		Body/Rim Sherd		Pearlware	Molded Pattern	Painted	Green	Shell Edge, Even Scalloped, Curved Lines						Tiny sherd.	1800-1840	www.jefpat.org
245.35			40		021B	3	Fill	2	1	H	Household	Ceramic	Refined Earthenware	Tableware, General		Body Sherd		Pearlware	Molded Pattern	Painted	Blue	Shell Edge, Indeterminate						Tiny sherd with only the very edge of the shell edge decoration visible.	1775-1840	Azizi et al 1996, Miller 1993
245.36			40		021B	3	Fill	2	2	H	Household	Ceramic	Refined Earthenware	Hollowware		Body Sherd		Pearlware	Painted		Blue	Indeterminate						Small sherds with a few blue lines visible on the exterior. No other visible decorations. Not enough to determine full pattern. Multiple vessels represented.	1775-1830	Miller et al 2000:12, Miller et al 2000:13
245.37			40		021B	3	Fill	2	1	H	Household	Ceramic	Refined Earthenware	Hollowware		Body/Rim Sherd		Pearlware	Painted		Blue	Indeterminate						Tiny sherd with blue line running on top of the rim. No other visible decorations.	1775-1830	Miller et al 2000:12
245.38			40		021B	3	Fill	2	1	H	Household	Ceramic	Refined Earthenware	Hollowware		Body/Rim Sherd		Pearlware	Painted		Brown	Indeterminate						Tiny sherd with thin brown band running along the interior. No other visible decorations.	1795-1830	Miller et al 2000:12
245.39			40		021B	3	Fill	2	1	H	Household	Ceramic	Refined Earthenware	Hollowware		Body Sherd		Pearlware	Painted		Earth Tone Colors	Floral						Small sherd decorated on the interior with some green leaves and a part of a blue and yellow flower. No visible decoration on the exterior.	1795-1830	Miller et al 2000:12, Miller et al 2000:13
245.40			40		021B	3	Fill	2	1	H	Household	Ceramic	Refined Earthenware	Hollowware		Base/Body Sherd		Pearlware	Painted		Earth Tone Colors	Floral						Small sherd with an orange flower with a black stem and green leaves on the interior. On the exterior in the center area on the base is part of a black leaf and stem. Possibly part of a makers mark. Not enough to determine maker.	1795-1830	Miller et al 2000:12
245.4			40		021B	3	Fill	2	3	H	Household	Ceramic	Coarse Earthenware	Hollowware		Body Sherd		Redware	Lead Glazed	Single Glazed	Brown/Red							Small sherds glazed on the interior. Probably multiple vessels represented.		
245.41			40		021B	3	Fill	2	1	H	Household	Ceramic	Refined Earthenware	Hollowware		Body Sherd		Pearlware	Molded Pattern	Painted	Earth Tone Colors	Indeterminate						Small sherd with wide molded ribs and what looks like part of a yellow flower and green leaf on the exterior. No visible decorations on the interior.	1795-1830	Miller et al 2000:12
245.42			40		021B	3	Fill	2	1	H	Household	Ceramic	Refined Earthenware	Hollowware		Body/Rim Sherd		Pearlware	Painted		Brown	Imari Style						Abstract looking floral on the exterior. No visible decorations on the interior. Probably a cup or bowl.	1795-1830	Miller et al 2000:12
245.43			40		021B	3	Fill	2	3	H	Household	Ceramic	Porcelain	Hollowware		Body/Rim Sherd		Porcelain, Hard Paste	Molded Pattern	Painted, Overglaze	Black	Indeterminate		w/ self				Mended sherds decorated on the interior with a band along the rim of upward 3 line feathers and dots. Color might not actually be black, but faded version of original color. Body of ware undulates. No other visible decorations		Miller et al 2000:13
245.44			40		021B	3	Fill	2	1	H	Household	Ceramic	Refined Earthenware	Hollowware		Body/Rim Sherd		Pearlware	Painted		Blue	Indeterminate						Very thin sherd of pearlware decorated on the exterior with a few squiggle line and a straight line and bumpy line along the rim.. No visible decorations on the interior	1775-1830	Miller et al 2000:12, Miller et al 2000:13
245.45			40		021B	3	Fill	2	1	H	Architectural	Ceramic	Coarse Earthenware	Brick, Fragment	Red													Small fragment.		

FS	SB	Fea	TU	STP	Cxt	Strat	Hzn	AU	Count	H/P	Group	Class	Material	Object	Object Color	Part	Manufacture Technique	Ware	1st Decoration	2nd Decoration	Decoration Color	Pattern/Motif	Makers Mark	Mends	Vessel #	Common Name (Species)	Typology	Comments	Dates	Reference
245.46			40		021B	3	Fill	2	2	O	Food Related	Fauna	Shell	Shell Hinge		Complete										Oyster		Fairly good condition		
245.47			40		021B	3	Fill	2	14	O	Indeterminate	Fauna	Bone	Bone		Fragment										Unidentified Mammal		Various sized fragments.		
245.48			40		021B	3	Fill	2	10	H	Architectural	Metal	Iron	Nail		Almost Complete	Indeterminate											Heavily rusted. Cannot determine type.		Miller et al 2000:13
245.49			40		021B	3	Fill	2	1	H	Indeterminate	Metal	Iron	Indeterminate		Fragment	Indeterminate											Very long heavily rusted flat bar of metal.		
245.5			40		021B	3	Fill	2	1	H	Household	Ceramic	Coarse Earthenware	Hollowware		Body Sherd		Redware	Lead Glazed	Single Glazed	Brown/Red							Small sherd glazed on the interior. Two incised tie down lines on the exterior.		
245.6			40		021B	3	Fill	2	3	H	Household	Ceramic	Coarse Earthenware	Hollowware		Body/Rim Sherd		Redware	Lead Glazed	Single Glazed	Brown							Small sherds glazed on the interior. All three have German style rims, however probably multiple vessels represented.		
245.7			40		021B	3	Fill	2	6	H	Household	Ceramic	Coarse Earthenware	Hollowware		Body Sherd		Redware	Lead Glazed	Single Glazed	Brown							Various sized sherds glazed on the interior. Multiple vessels represented.		
245.8			40		021B	3	Fill	2	5	H	Household	Ceramic	Coarse Earthenware	Hollowware		Base Sherd		Redware	Lead Glazed	Single Glazed	Brown							Various sized sherds glazed on the interior. Multiple vessels represented.		Miller et al 2000:13
245.9			40		021B	3	Fill	2	6	H	Household	Ceramic	Coarse Earthenware	Hollowware		Body Sherd		Redware	Lead Glazed	Single Glazed	Brown, Light							Various sized sherds glazed on the interior. Multiple vessels represented.		Wells 2000:324-326
246.1			40		16	4		2	2	H	Architectural	Glass	Common Glass	Window Glass	Aqua	Fragment												Small fragments.		
246.10			40		16	4		2	1	H	Household	Ceramic	Coarse Earthenware	Hollowware		Body/Rim Sherd		Redware	Dark Patches in Glaze	Double Glazed	Brown	Indeterminate						Tiny sherd.		
246.1049			40		16	4		2	2	H	Household	Ceramic	Coarse Earthenware	Pan		Body/Rim Sherd		Redware	Slip Decorated	Single Glazed	Yellow			w/ self & 256	C-0049			On the wide rim (could be called a Marley) is "1774" & dots in light slip. Other rim sherd looks like it says "...flege..", probably for phlegen (German for "care"), Edge of the wedge shaped rim rises above the marley/rim but is not guttered.	-1870	
246.1058			40		16	4		2	1	H	Household	Ceramic	Refined Earthenware	Hollowware		Base Sherd		Creamware	Indeterminate					w/ 255	C-0058			No decoration visible; sherds mend.	1762-1820	Miller et al 2000:12
246.11			40		16	4		2	3	H	Household	Ceramic	Refined Earthenware	Hollowware		Base/Body Sherd		Creamware	Indeterminate					w/self				Mended sherds with no visible decorations. Half of footring is missing. Mostly body with a little bit of body,	1762-1820	Miller et al 2000:12
246.12			40		16	4		2	1	H	Household	Ceramic	Refined Earthenware	Hollowware		Body Sherd		Creamware	Indeterminate									Tiny sherd. No visible decorations.	1762-1820	Miller et al 2000:12
246.13			40		16	4		2	1	H	Household	Ceramic	Refined Earthenware	Hollowware		Body/Rim Sherd		Creamware	Indeterminate									Tiny sherd. No visible decorations.	1762-1820	Miller et al 2000:12
246.14			40		16	4		2	1	H	Household	Ceramic	Refined Earthenware	Hollowware		Base Sherd		Creamware	Exterior Spalled									Tiny sherd. No visible decorations.	1762-1820	Miller et al 2000:12, Miller et al 2000:13
246.16			40		16	4		2	1	H	Household	Ceramic	Refined Earthenware	Hollowware		Base Sherd		Pearlware	Interior Spalled									Small sherd with part of a spalled base and footring. No visible decorations	1775-1840	Azizi et al 1996, www.jefpat.org
246.17			40		16	4		2	1	H	Household	Ceramic	Refined Earthenware	Hollowware		Body/Rim Sherd		Pearlware	Painted		Earth Tone Colors	Indeterminate						Tiny sherd with dark brown line on interior and part of a thin light brown line near the broken edge	1795-1830	Miller et al 2000:12
246.18			40		16	4		2	1	H	Household	Ceramic	Refined Earthenware	Hollowware		Body/Rim Sherd		Pearlware	Painted		Earth Tone Colors	Indeterminate						Small sherd with light brown line near rim on both sides. Part of a yellow stoke on exterior. Rim has scalloping and entire body has an undulating surface.	1795-1830	Miller et al 2000:12, Miller et al 2000:13
246.19			40		16	4		2	1	H	Household	Ceramic	Refined Earthenware	Hollowware		Base Sherd		Pearlware	Painted		Blue	Indeterminate						Small sherd with painted blue bands, dots and lines on the interior. Looks like there is part of a makers mark on the bottom of the base. Not enough to determine pattern. Slight chance it might be china glaze.	1775-1830	Miller et al 2000:12
246.20			40		16	4		2	1	H	Household	Ceramic	Refined Earthenware	Hollowware		Body Sherd		Pearlware	Indeterminate		Blue	Indeterminate						Tiny sherd with just a little speck of blue on the exterior. Speck is too tiny to confirm if its printed or painted.	1775-1840	Azizi et al 1996, www.jefpat.org
246.2			40		16	4		2	1	H	Household	Ceramic	Coarse Earthenware	Hollowware		Body Sherd		Redware	Lead Glazed	Single Glazed	Brown							Small sherd glazed on the interior.		
246.21			40		16	4		2	5	O	Indeterminate	Fauna	Bone	Bone		Fragment										Unidentified Mammal		Various sized fragments.		
246.22			40		16	4		2	1	H	Fuel	Flora	Wood	Charcoal Fragment														Good sized fragment.		www.jefpat.org
246.23			40		16	4		2	2	O	Food Related	Fauna	Shell	Shell Hinge		Complete										Oyster		One large. One small. The large one is in two fragments that mend.		
246.24			40		16	4		2	3	H	Architectural	Metal	Iron	Nail		Fragment	Indeterminate											Heavily rusted/corroded over fragments.		
246.3			40		16	4		2	1	H	Household	Ceramic	Coarse Earthenware	Hollowware		Body Sherd		Redware	Lead Glazed	Incised	Brown	Indeterminate						Glazed on the interior. A couple pairs of incised lines on the exterior.		www.jefpat.org
246.4			40		16	4		2	1	H	Household	Ceramic	Coarse Earthenware	Hollowware		Body Sherd		Redware	Lead Glazed	Double Glazed	Brown, Dark							Small sherd.		
246.5			40		16	4		2	1	H	Household	Ceramic	Coarse Earthenware	Hollowware		Body Sherd		Redware	Lead Glazed	Single Glazed	Brown/Red							Glazed on the interior. Almost looks like there might be incised lines on the interior or it got left unsmoothed.		www.jefpat.org
246.7			40		16	4		2	2	H	Household	Ceramic	Coarse Earthenware	Hollowware		Base Sherd		Redware	Slip Decorated	Single Glazed	Yellow & Green	Trailed Slip		w/self				Mended sherds with mostly spalled away leaf motif on interior. Only a little bits of yellow and green visible		
246.8			40		16	4		2	2	H	Household	Ceramic	Coarse Earthenware	Hollowware		Body Sherd		Redware	Slip Decorated	Single Glazed	White	Trailed Slip						Small sherds with a little remnant trailed slip visible on the interior. Multiple vessels represented.		www.jefpat.org
246.9			40		16	4		2	1	H	Household	Ceramic	Coarse Earthenware	Hollowware		Body/Rim Sherd		Redware	Slip Decorated	Single Glazed	Yellow & Green	Trailed Slip						Coggled rim w/ yellow & green wavy lines of slip. Lines have a watercolor quality. Under rim body thins & then triangles out & the coggling is the point of the triangle. Doesn't mend but likely belongs to same vessel as sherds in FS# 245.19 & 348.21.		Azizi et al 1996
247.1			40		Clean-up				1	H	Household	Ceramic	Coarse Earthenware	Hollowware		Body Sherd		Redware	Lead Glazed	Single Glazed	Brown/Red							Small sherd glazed on the interior.		
247.2			40		Clean-up				1	H	Household	Ceramic	Coarse Earthenware	Hollowware		Body Sherd		Redware	Lead Glazed	Double Glazed	Brown							Small sherd.		
247.3			40		Clean-up				1	H	Household	Ceramic	Coarse Earthenware	Hollowware		Body/Rim Sherd		Redware	Lead Glazed	Single Glazed	Brown							Small sherd glazed on the interior with the German-style rim. Possibly a pan.		
247.4			40		Clean-up				2	H	Household	Ceramic	Refined Earthenware	Hollowware		Body Sherd		Creamware	Indeterminate									Tiny sherds, No visible decorations. Multiple vessels represented	1762-1820	Miller et al 2000:12
247.5			40		Clean-up				1	H	Household	Ceramic	Refined Earthenware	Hollowware		Body Sherd		Pearlware	Painted		Earth Tone Colors	Floral						Tiny sherd with a couple of green leaves visible on the interior. No other visible decoration	1795-1830	Miller et al 2000:12
247.6			40		Clean-up				1	H	Household	Ceramic	Refined Earthenware	Hollowware		Body Sherd		Pearlware	Painted		Earth Tone Colors	Floral						Tiny sherd with part of a leaf and lines painted on the interior. Color looks black, but might be dark brown	1795-1830	Miller et al 2000:12, Miller et al 2000:13
247.7			40		Clean-up				1	H	Household	Ceramic	Refined Earthenware	Hollowware		Foot		Whiteware	Indeterminate									Footring spalled off of its body.	1815-	Azizi et al 1996
247.8			40		Clean-up				6	O	Indeterminate	Fauna	Bone	Bone		Fragment										Unidentified Mammal		Small fragments. No visible cut marks.		
248.1			39		13	1	Fill	1	13	H	Architectural	Glass	Common Glass	Window Glass	Aqua	Fragment												Various sized fragments.		
248.10			39		13	1	Fill	1	4	H	Household	Ceramic	Coarse Earthenware	Hollowware		Body Sherd		Redware	Lead Glazed	Single Glazed	Brown							Small sherds glazed on the interior. Multiple vessels represented.		
248.11			39		13	1	Fill	1	4	H	Household	Ceramic	Coarse Earthenware	Hollowware		Body Sherd		Redware	Lead Glazed	Single Glazed	Brown, Light							Small sherds glazed on the interior. Probably multiple vessels represented.		
248.12			39		13	1	Fill	1	3	H	Household	Ceramic	Coarse Earthenware	Hollowware		Body Sherd		Redware	Lead Glazed	Single Glazed	Brown, Dark							Small sherds glazed on the interior. Multiple vessels represented.		

FS	SB	Fea	TU	STP	Cxt	Strat	Hzn	AU	Count	H/P	Group	Class	Material	Object	Object Color	Part	Manufacture Technique	Ware	1st Decoration	2nd Decoration	Decoration Color	Pattern/Motif	Makers Mark	Mends	Vessel #	Common Name (Species)	Typology	Comments	Dates	Reference
248.13			39		13	1	Fill	1	3	H	Household	Ceramic	Coarse Earthenware	Hollowware		Body Sherd		Redware	Lead Glazed	Double Glazed	Brown, Dark							Tiny sherds glazed on the interior. Multiple vessels represented.		Azizi et al 1996
248.14			39		13	1	Fill	1	1	H	Household	Ceramic	Coarse Earthenware	Hollowware		Body Sherd		Redware	Lead Glazed	Exterior Spalled	Brown, Dark							Small sherd. Mostly spalled.		Miller et al 2000:12
248.15			39		13	1	Fill	1	1	H	Household	Ceramic	Coarse Earthenware	Hollowware		Body/Rim Sherd		Redware	Lead Glazed	Single Glazed	Brown							Small sherd glaze on the interior with a rolled over rim		
248.16			39		13	1	Fill	1	1	H	Household	Ceramic	Coarse Earthenware	Hollowware		Body/Rim Sherd		Redware	Lead Glazed	Single Glazed	Brown							Small sherd with a German style rim. Glazed on the interior. Interior is fairly worn.		
248.17			39		13	1	Fill	1	2	H	Household	Ceramic	Coarse Earthenware	Hollowware		Body Sherd		Redware	Interior Spalled									Small sherds. No visible decorations. Multiple vessels represented.		
248.18			39		13	1	Fill	1	1	H	Household	Ceramic	Coarse Earthenware	Hollowware		Body Sherd		Redware	Interior Spalled	Exterior Spalled								Small sherd.		
248.19			39		13	1	Fill	1	1	H	Household	Ceramic	Coarse Earthenware	Hollowware		Body Sherd		Redware	Unglazed									Tiny sherd. Chance it might also be a flower pot.		
248.2			39		13	1	Fill	1	1	H	Household	Glass	Common Glass	Container Glass	Aqua	Body Sherd	Indeterminate											Curved sherd.		Miller et al 2000:13
248.20			39		13	1	Fill	1	1	H	Household	Ceramic	Coarse Earthenware	Hollowware		Body/Rim Sherd		Redware	Slip Decorated	Single Glazed	Yellow	Trailed Slip						Small sherd pretty much all rim that fold over. The exterior is decorated with vertical slanted slip lines along the rim and a slip band right below it. Background is brown. The interior looks like it might have a brown slip wash or perhaps a matte glaze.		
248.21			39		13	1	Fill	1	4	H	Household	Ceramic	Refined Earthenware	Hollowware		Body Sherd		Creamware	Indeterminate									Tiny sherds with no visible decorations. Multiple vessels represented.	1762-1820	Miller et al 2000:12
248.22			39		13	1	Fill	1	5	H	Household	Ceramic	Refined Earthenware	Hollowware		Body Sherd		Creamware	Exterior Spalled									Tiny sherds with no visible decorations. Multiple vessels represented.	1762-1820	Miller et al 2000:12, Miller 1993
248.23			39		13	1	Fill	1	2	H	Household	Ceramic	Refined Earthenware	Hollowware		Body Sherd		Creamware	Interior Spalled									Tiny sherds with no visible decorations. Multiple vessels represented.	1762-1820	Miller et al 2000:12
248.24			39		13	1	Fill	1	1	H	Household	Ceramic	Refined Earthenware	Hollowware		Body/Rim Sherd		Creamware	Indeterminate									Tiny sherd with no visible decorations.	1762-1820	Miller et al 2000:12, Miller et al 2000:13
248.25			39		13	1	Fill	1	2	H	Household	Ceramic	Refined Earthenware	Hollowware		Body Sherd		Creamware	Painted, Overglaze		Black	Indeterminate		w/ self				A few edges of thin painted lines visible before the break. Sherds mend.	1765-1815	Miller et al 2000:12
248.26			39		13	1	Fill	1	4	H	Household	Ceramic	Refined Earthenware	Hollowware		Body Sherd		Pearlware	Indeterminate									Small sherds with no visible decorations. Multiple vessels represented.	1775-1840	Azizi et al 1996
248.27			39		13	1	Fill	1	1	H	Household	Ceramic	Refined Earthenware	Hollowware		Base Sherd		Pearlware	Indeterminate									Tiny sherd with no visible decorations, but there is the start of a circle on the bottom which is possibly the start of a markers mark.	1775-1840	Azizi et al 1996
248.28			39		13	1	Fill	1	1	H	Household	Ceramic	Refined Earthenware	Hollowware		Body Sherd		Pearlware	Molded Pattern	Exterior Spalled		Indeterminate						Tiny sherd with a few molded bumps on one corner. Not enough to determine a pattern.	1775-1840	Azizi et al 1996, Miller et al 2000:13
248.29			39		13	1	Fill	1	1	H	Household	Ceramic	Refined Earthenware	Hollowware		Body/Rim Sherd		Whiteware	Exterior Spalled									Tiny sherd with no visible decorations	1815-	Azizi et al 1996
248.3			39		13	1	Fill	1	1	H	Household	Glass	Common Glass	Container Glass	Aqua	Body Sherd	Mold Blown, Indeterminate											Tiny sherd. The shoulders of a body.		Azizi et al 1996
248.30			39		13	1	Fill	1	1	H	Household	Ceramic	Refined Earthenware	Hollowware		Body Sherd		Whiteware	Indeterminate									Tiny sherd. No visible decorations	1815-	Azizi et al 1996
248.31			39		13	1	Fill	1	1	H	Household	Ceramic	Refined Earthenware	Hollowware		Body Sherd		Whiteware	Printed	Exterior Spalled	Black	Indeterminate						Tiny sherd with crisscrossing lines. Not enough to determine pattern.	1815-1915	Azizi et al 1996
248.32			39		13	1	Fill	1	1	H	Household	Ceramic	Refined Earthenware	Hollowware		Body/Rim Sherd		Pearlware/Whiteware	Printed		Blue, Dark	Old Blue-General						Small sherd with a lot of spalling on both sides. Printed pattern on interior. Only a leaf is visible.	1815-1840	Azizi et al 1996
248.33			39		13	1	Fill	1	1	H	Household	Ceramic	Refined Earthenware	Hollowware		Body Sherd		Pearlware/Whiteware	Printed	Exterior Spalled	Blue, Dark	Old Blue-General						Tiny sherd. Maybe pattern is part of a building.	1815-1840	Azizi et al 1996
248.34			39		13	1	Fill	1	1	H	Household	Ceramic	Refined Earthenware	Hollowware		Body Sherd		Pearlware/Whiteware	Painted		Blue	Indeterminate						Tiny sherd with a few visible blue lines on either side of sherd. Too small to determine pattern.	1775-1880	Miller et al 2000:12, Azizi et al 1996
248.35			39		13	1	Fill	1	2	H	Household	Ceramic	Porcelain	Indeterminate		Body/Rim Sherd		Porcelain, Hard Paste	Indeterminate					w/self				Tiny mended sherds. One sherd looks like it might be a rim with a lip that would have had a lid. The has glaze on the exterior and the very top of the interior, but the rest of the interior has no glaze.		
248.36			39		13	1	Fill	1	1	H	Household	Ceramic	Stoneware	Hollowware	Buff	Body/Rim Sherd		Salt Glazed, Gray/Buff Bodied	Albany-Type Slip		Brown						Sherd with a short everted rim and Albany slip interior.	1805-1940	Miller et al 2000:10
248.37			39		13	1	Fill	1	1	H	Toy/Recreation	Ceramic	Refined Earthenware	Marble		Complete		White Ball Clay									Small marble		
248.38			39		13	1	Fill	1	2	H	Toy/Recreation	Ceramic	Refined Earthenware	Marble		Complete		White Ball Clay									Two small marbles. The clay has a red pinkish hue to it. Both the same size		
248.39			39		13	1	Fill	1	1	H	Toy/Recreation	Glass	Common Glass	Marble	Multi-colored	Complete	Machine-Made										Swirled marble of clear, white, orange and dark blue. Completely spherical. No cut off mark.	1926-	Randall 1971:105, www.jefpat.org
248.40			39		13	1	Fill	1	1	H	Toy/Recreation	Glass	Common Glass	Marble	Multi-colored	Complete	Machine-Made										Swirled marble of clear, green and white. Completely spherical. Lots of exterior damage. No cut off mark	1926-	Randall 1971:105
248.4			39		13	1	Fill	1	1	H	Household	Glass	Common Glass	Container Glass	Aqua	Body Sherd	Indeterminate										Tiny sherd of the shoulder area of a rectangular bottle.		
248.41			39		13	1	Fill	1	1	H	Personal	Fauna	Bone	Button		Complete	Cut /Carved										4-hole button		
248.42			39		13	1	Fill	1	1	H	Personal	Fauna	Shell	Button		Almost Complete	Cut /Carved										Fairly worn mother of pearl 4-hole button.		
248.43			39		13	1	Fill	1	1	H	Personal	Fauna	Shell	Button		Complete	Cut /Carved										Two-hole mother of pearl fisheye button.	1902-	Miller et al 2000:16
248.44			39		13	1	Fill	1	1	H	Personal	Ceramic	Porcelain	Button	White	Complete	Pressed	Porcelain, Hard Paste									4-hole saucer prosser button	1840-1960	Sprague 2002:111
248.45			39		13	1	Fill	1	4	H	Arms	Other	Brass	Bullet		Almost Complete											9mm ammo with plastic insert. It is a paint bullet. Usually used for training. The bottom of the bullet reads, "9mm 00 IVI"		
248.46			39		13	1	Fill	1	3	H	Indeterminate	Synthetic	Plastic	Indeterminate	Yellow, Mustard	Fragment											Flat fragments of various broken shapes. Probably from the same object. Not enough to determine object.	1915-	Miller et al 2000:16, Miller et al 2000:13
248.47			39		13	1	Fill	1	2	H	Indeterminate	Synthetic	Plastic	Indeterminate	White	Fragment											Mostly flat; one looks like a T. Possibly from the same object.	1915-	Miller et al 2000:16
248.48			39		13	1	Fill	1	1	H	Indeterminate	Synthetic	Plastic	Indeterminate	White	Fragment											Flat thin fragment. Looks like maybe it got bitten.	1915-	Miller et al 2000:16
248.49			39		13	1	Fill	1	1	H	Indeterminate	Synthetic	Plastic	Indeterminate	Orange	Fragment											Tiny fragment, flat with partial sides. Somewhat see-thru.	1915-	Miller et al 2000:16
248.50			39		13	1	Fill	1	1	H	Household	Synthetic	Plastic	Utensil	Periwinkle	Handle											Part of a utensil handle.	1915-	Miller et al 2000:16
248.5			39		13	1	Fill	1	1	H	Household	Glass	Common Glass	Container Glass	Aqua	Body Sherd	Mold Blown, Indeterminate		Molded Pattern			Paneled					Curved paneled sherd.		
248.51			39		13	1	Fill	1	1	H	Indeterminate	Synthetic	Plastic	Indeterminate	Yellow	Fragment											Flat fragment with print on one side that reads, "..4/T TE/STO..".	1915-	Miller et al 2000:16
248.52			39		13	1	Fill	1	2	H	Indeterminate	Synthetic	Plastic	Indeterminate	Red	Fragment											Tiny sherds mostly flat. Possibly from different objects.	1915-	Miller et al 2000:16
248.53			39		13	1	Fill	1	1	H	Toy/Recreation	Synthetic	Plastic	Spinning Top	Red	Fragment											More than likely the bottom half of a top that stands on its stem. Modern.		

FS	SB	Fea	TU	STP	Cxt	Strat	Hzn	AU	Count	H/P	Group	Class	Material	Object	Object Color	Part	Manufacture Technique	Ware	1st Decoration	2nd Decoration	Decoration Color	Pattern/Motif	Makers Mark	Mends	Vessel #	Common Name (Species)	Typology	Comments	Dates	Reference
248.54			39		13	1	Fill	1	1	H	Household	Glass	Common Glass	Glass Fragment	Green	Fragment	Indeterminate											Small curved sherd. Very heavily patinated.		Azizi et al 1996
248.55			39		13	1	Fill	1	1	H	Household	Glass	Common Glass	Glass Fragment	Green	Fragment	Indeterminate											Tiny flat sherd. Very heavily patinated.		Sprague 2002:115
248.56			39		13	1	Fill	1	1	H	Lighting	Ceramic	Porcelain	Insulator	White	Fragment		Porcelain, Hard Paste										Part of a porcelain insulator for knob and tube wiring.		
248.57			39		13	1	Fill	1	1	H	Personal	Metal	Iron	Safety Pin		Complete	Indeterminate											Large safety pin.		Azizi et al 1996
248.58			39		13	1	Fill	1	1	H	Architectural	Ceramic	Coarse Earthenware	Brick, Fragment	Red/Orange, Light													Small fragment		Azizi et al 1996
248.59			39		13	1	Fill	1	2	H	Architectural	Other	Composite	Mortar		Fragment												Small fragments		
248.6			39		13	1	Fill	1	1	H	Household	Glass	Common Glass	Container Glass	Olive	Body Sherd	Indeterminate											Small sherd.		
248.60			39		13	1	Fill	1	2	H	Architectural	Other	Composite	Plaster		Fragment												Small fragments		
248.61			39		13	1	Fill	1	1	H	Toy/Recreation	Synthetic	Plastic	Toy Car Tire	Black	Complete												The tire tread part of a toy car. Modern	1915-	Miller et al 2000:16
248.62			39		13	1	Fill	1	1	H	Indeterminate	Metal	Copper Alloy	Indeterminate		Fragment	Indeterminate											Looks like an ornate part of the silverware handle but the back is hollow and its broken off in a way that looks like it might be a tab.		www.jefpat.org
248.63			39		13	1	Fill	1	1	H	Agricultural	Synthetic	Composite	Tile, Roofing		Fragment												Rough texted top asphalt tile. Date based on when first advertised	1917-	Miller et al 2000:16
248.64			39		13	1	Fill	1	1	H	Hardware	Metal	Iron	Washer		Complete	Indeterminate											Fairly rusted		
248.65			39		13	1	Fill	1	2	H	Hardware	Metal	Iron	Tack		Complete	Indeterminate											Various degrees of rust and size.		Sprague 2002:115
248.66			39		13	1	Fill	1	2	H	Hardware	Metal	Iron	Screw		Complete	Indeterminate											Fairly rusted. Various sizes.		www.jefpat.org
248.67			39		13	1	Fill	1	9	H	Personal	Metal	Iron	Clothes Pin		Spring	Indeterminate											Fairly rusted. No wooden part of clothes pin remains.	1887-	Miller et al 2000:16
248.68			39		13	1	Fill	1	1	H	Household	Metal	Iron	Bottle Cap		Complete	Indeterminate											Fairly rusted.		
248.69			39		13	1	Fill	1	1	H	Indeterminate	Metal	Iron	Indeterminate		Fragment	Indeterminate											A flat L-shaped piece of metal with a tiny arm and a hole with what looks like a bent tack running through it.		Sprague 2002:115
248.7			39		13	1	Fill	1	4	H	Household	Glass	Common Glass	Indeterminate	Light Blue, Opaque	Body Sherd	Mold Blown, Indeterminate		Molded Pattern			Indeterminate						Small sherds that do not mend, but most likely go based on design. Pattern has undulating ribs that are not symmetrical.		
248.70			39		13	1	Fill	1	1	H	Personal	Metal	Iron	Clothing Clasp		Complete	Indeterminate											Tiny clasp of some type with curve over hook end, slot of either elastic or fabric to pass through and the mart what would have anchor it.		
248.71			39		13	1	Fill	1	1	H	Indeterminate	Metal	Other	Indeterminate		Fragment	Indeterminate											Round object with copper or brass face over a lead backing that is broken off of its main object.		Sprague 2002:115
248.72			39		13	1	Fill	1	2	H	Indeterminate	Metal	Other	Gear		Complete	Indeterminate											The gear itself is some type of white metal. The washer or much more weathered thin gear is out of iron. Its possible they do not belong together, but the gears shaft and hole of the washer/gear are a perfect fit.		
248.73			39		13	1	Fill	1	4	H	Architectural	Metal	Iron, Galvanized	Nail, Roofing		Complete	Wire											Slightly rusted. Probably galvanized	1901-	Miller et al 2000:14
248.74			39		13	1	Fill	1	12	H	Architectural	Metal	Iron	Nail		Complete	Wire											Slightly rusted. Slight variation in size.	1885-	Wells 2000:326-327
248.75			39		13	1	Fill	1	5	H	Architectural	Metal	Iron	Nail		Fragment	Cut											Small rusted fragments. Widest date given.	1790-	Wells 2000:323-327
248.76			39		13	1	Fill	1	15	H	Architectural	Metal	Iron	Nail		Complete	Cut											Somewhat rusted with square heads. Wider date given.	1810-	Wells 2000:323-327
248.77			39		13	1	Fill	1	3	H	Architectural	Metal	Iron	Nail		Almost Complete	Cut											Somewhat rusted completely flat nails with just a small square jut out for a head. Probably a brad nail for things like flooring. Wider date given.	1810-	Wells 2000:323-327
248.78			39		13	1	Fill	1	5	H	Architectural	Metal	Iron	Nail		Complete	Cut											Somewhat rusted nails with small rectangular heads. Wider date given.	1810-	Wells 2000:323-327, Sprague 2002:115
248.79			39		13	1	Fill	1	15	O	Indeterminate	Fauna	Bone	Bone		Fragment										Unidentified Mammal		Various sized fragments of various bone.		
248.8			39		13	1	Fill	1	3	H	Household	Glass	Non-Lead Glass	Glass Fragment	Colorless	Body Sherd	Indeterminate											Tiny slightly curved sherds. Multiple vessels represented.		Sprague 2002:115
248.80			39		13	1	Fill	1	5	H	Indeterminate	Fauna	Bone	Bone		Fragment										Unidentified Mammal		Various cut parts		
248.81			39		13	1	Fill	1	1	O	Indeterminate	Fauna	Bone	Tooth		Fragment										Unidentified Mammal		Larger tooth fragment.		
248.82			39		13	1	Fill	1	1	H	Household	Ceramic	Coarse Earthenware	Hollowware		Rim Sherd		Redware	Lead Glazed	Interior Spalled	Brown							Exterior glazed.		
248.9			39		13	1	Fill	1	1	H	Lighting	Glass	Non-Lead Glass	Lamp, Chimney	Colorless	Body/Rim Sherd	Indeterminate											Base rim of most likely a lamp chimney.		
249.10			39		14	2	Fill	1	1	H	Indeterminate	Glass	Non-Lead Glass	Glass Fragment	Colorless	Body Sherd	Indeterminate											Tiny curved sherd.		Azizi et al 1996
249.1			39		14	2	Fill	1	12	H	Architectural	Glass	Common Glass	Window Glass	Aqua	Fragment												Various sized fragments. Varying degrees of patina.		
249.1004			39		14	2	Fill	1	4	H	Household	Ceramic	Coarse Earthenware	Milk Pan		Complete		Redware	Lead Glazed	Single Glazed	Brown			Mends w/ self & 356, 346, 267	C-0004			Milk pan with brown glaze on the interior. The top of the milk glaze has a dark brown glaze and the middle and bottom have a medium brown color.		
249.11			39		14	2	Fill	1	11	H	Household	Ceramic	Coarse Earthenware	Hollowware		Body Sherd		Redware	Lead Glazed	Single Glazed	Brown, Dark							Various sized sherds glazed on the interior. Probably multiple vessels represented.		
249.12			39		14	2	Fill	1	3	H	Household	Ceramic	Coarse Earthenware	Hollowware		Body Sherd		Redware	Lead Glazed	Single Glazed	Brown							Small sherds glazed on the interior. Probably multiple vessels represented.		
249.13			39		14	2	Fill	1	3	H	Household	Ceramic	Coarse Earthenware	Hollowware		Base Sherd		Redware	Lead Glazed	Single Glazed	Brown/Red							Small sherds glazed on the interior. Probably multiple vessels represented.		
249.14			39		14	2	Fill	1	1	H	Household	Ceramic	Coarse Earthenware	Hollowware		Body/Rim Sherd		Redware	Lead Glazed	Single Glazed	Brown/Red							Small sherd. Looks like its probably of a rim. Probably German-style.		
249.16			39		14	2	Fill	1	1	H	Household	Ceramic	Coarse Earthenware	Hollowware		Base Sherd		Redware	Slip Decorated	Single Glazed	White	Indeterminate						Tiny sherd decorated on the interior. Only a little sliver of white slip visible.		
249.17			39		14	2	Fill	1	1	H	Household	Ceramic	Coarse Earthenware	Hollowware		Body/Rim Sherd		Redware	Slip Decorated	Double Glazed	Green, Mint	Indeterminate						Tiny sherd with brown/yellow color right along the top of the rim and the rest of the body on both sides is a mint green color. Looks like there is a thin incised like a few millimeters below the rim on the exterior		
249.18			39		14	2	Fill	1	1	H	Household	Ceramic	Coarse Earthenware	Hollowware		Body Sherd		Redware	Lead Glazed	Double Glazed	Green, Mint							Tiny sherd with mint green glaze on both sides. Possibility it goes with 249.17.		
249.19			39		14	2	Fill	1	4	H	Household	Ceramic	Refined Earthenware	Hollowware		Body Sherd		Creamware	Indeterminate									Small sherds. No visible decorations. Multiple vessels represented.	1762-1820	Miller et al 2000:12
249.20			39		14	2	Fill	1	1	H	Household	Ceramic	Refined Earthenware	Hollowware		Body Sherd		Pearlware	Indeterminate									Tiny sherd. No visible decorations.	1775-1840	Azizi et al 1996
249.2			39		14	2	Fill	1	5	H	Household	Glass	Common Glass	Container Glass	Aqua	Body Sherd	Indeterminate											Curved sherds that are very heavily patinated over. Multiple vessels represented.		
249.21			39		14	2	Fill	1	2	H	Household	Ceramic	Refined Earthenware	Hollowware		Body Sherd		Pearlware	Exterior Spalled									Tiny sherds. No visible decorations. Multiple vessels represented.	1775-1840	Azizi et al 1996

FS	SB	Fea	TU	STP	Cxt	Strat	Hzn	AU	Count	H/P	Group	Class	Material	Object	Object Color	Part	Manufacture Technique	Ware	1st Decoration	2nd Decoration	Decoration Color	Pattern/Motif	Makers Mark	Mends	Vessel #	Common Name (Species)	Typology	Comments	Dates	Reference
249.22			39		14	2	Fill	1	1	H	Household	Ceramic	Refined Earthenware	Hollowware		Body Sherd		Pearlware	Interior Spalled									Tiny sherd. No visible decorations.	1775-1840	Azizi et al 1996
249.23			39		14	2	Fill	1	1	H	Household	Ceramic	Refined Earthenware	Hollowware		Body Sherd		Whiteware	Indeterminate									Tiny sherd. No visible decorations.	1815-	Azizi et al 1996
249.24			39		14	2	Fill	1	1	H	Household	Ceramic	Refined Earthenware	Hollowware		Body/Rim Sherd		Whiteware	Indeterminate									Small sherd that looks like it might a molded pattern on the very edge of the rim. Possibly beaded, but doesn't seem to continue the whole length of the rim so perhaps it is just an imperfection.	1815-	Azizi et al 1996
249.25			39		14	2	Fill	1	2	H	Household	Ceramic	Refined Earthenware	Hollowware		Body Sherd		Whiteware	Printed	Interior Spalled	Blue	Indeterminate		w/self				Mended sherds with a tiny speck of blue printing on exterior.	1815-1915	Azizi et al 1996
249.26			39		14	2	Fill	1	1	H	Household	Ceramic	Refined Earthenware	Hollowware		Base Sherd		Pearlware/Whiteware	Printed	Exterior Spalled	Blue	Indeterminate						Tiny sherd. Too small to determine pattern.	1803-1880	www.jefpat.org
249.27			39		14	2	Fill	1	1	H	Household	Ceramic	Porcelain	Hollowware		Base Sherd		Porcelain, Chinese Export	Painted		Blue	Indeterminate						Small sherd. Only a little of the interior painted pattern visible. Not enough to determine pattern.		
249.28			39		14	2	Fill	1	1	H	Household	Ceramic	Porcelain	Hollowware		Handle		Porcelain, Hard Paste	Interior Spalled									Small handle broken and spalled off of its body.		Azizi et al 1996
249.29			39		14	2	Fill	1	1	H	Household	Ceramic	Coarse Earthenware	Hollowware		Body/Rim Sherd		Redware	Lead Glazed	Double Glazed	Brown							Small sherd.		
249.30			39		14	2	Fill	1	1	H	Toy/Recreation	Glass	Common Glass	Marble	Multi-colored	Complete	Machine-Made											Marble with dark red, gradient yellow and pale grey green. Doesn't look swirled as much and folded and made round. Completely spherical. No cut off mark.	1926-	Randall 1971:105
249.3			39		14	2	Fill	1	2	H	Household	Glass	Common Glass	Container Glass	Aqua	Body Sherd	Indeterminate											Tiny curved sherds. Multiple vessels represented.		
249.31			39		14	2	Fill	1	1	H	Personal	Fauna	Bone	Button		Complete	Cut /Carved											4-hole button		
249.32			39		14	2	Fill	1	1	H	Personal	Ceramic	Porcelain	Button	White	Complete	Pressed	Porcelain, Hard Paste										4-hole saucer prosser button.	1840-1960	Sprague 2002:111
249.33			39		14	2	Fill	1	1	H	Personal	Metal	Copper Alloy	Button		Almost Complete	Cast											Too corroded to tell if there was any design or words on the button. Missing its shank.		
249.34			39		14	2	Fill	1	2	H	Architectural	Other	Composite	Plaster		Fragment								w/self				Small mended fragment		
249.35			39		14	2	Fill	1	1	H	Architectural	Ceramic	Coarse Earthenware	Brick, Fragment	Red, Light													Small fragment		
249.36			39		14	2	Fill	1	1	H	Indeterminate	Metal	Copper Alloy	Indeterminate		Fragment												Flat piece of rectangular metal. The top part is rounded off with a hole in the middle. The part below that is also rounded off, but to a lesser degree.		
249.37			39		14	2	Fill	1	0	O	Food Related	Fauna	Shell	Shell Fragment												Oyster		N=2		
249.38			39		14	2	Fill	1	1	H	Indeterminate	Metal	Iron	Indeterminate		Complete	Indeterminate											Some type bracket like object with two holes on either end. In between them is a flat area jutting out with 3 square indents/cutouts.		Azizi et al 1996
249.39			39		14	2	Fill	1	13	H	Architectural	Metal	Iron	Nail		Fragment	Cut											Heavily rusted nail fragments. Too rusted to determine type of cut nail to date properly		
249.4			39		14	2	Fill	1	1	H	Household	Glass	Common Glass	Bottle	Aqua	Body Sherd	Indeterminate											The corner of an inset panel bottle.		
249.40			39		14	2	Fill	1	6	H	Architectural	Metal	Iron	Nail		Almost Complete	Cut											Heavily rusted nail fragments with their tips missing. Too rusted to determine type of cut nail to date properly		
249.41			39		14	2	Fill	1	10	H	Architectural	Metal	Iron	Nail		Complete	Cut											Rusted nail fragments. Too rusted to determine type of cut nail to date properly		Azizi et al 1996
249.42			39		14	2	Fill	1	4	H	Architectural	Metal	Iron	Nail		Almost Complete	Cut											Mostly complete rusted Brad; L-shaped nails. Too rusted to determine type of cut nail to date properly		
249.43			39		14	2	Fill	1	1	H	Architectural	Metal	Iron	Nail		Complete	Wire											Rusted nail. Widest date given.	1885-	Wells 2000:326-327, www.sha.org/bottle/
249.44			39		14	2	Fill	1	53	O	Indeterminate	Fauna	Bone	Bone		Fragment										Indeterminate		Various sized fragments. Cannot fully determine species.		Azizi et al 1996
249.45			39		14	2	Fill	1	5	O	Indeterminate	Fauna	Bone	Bone		Complete										Unidentified Mammal		Unable to identify species more exactly. Various bones.		
249.46			39		14	2	Fill	1	7	O	Indeterminate	Fauna	Bone	Bone		Complete										Unidentified Mammal		Various vertebra		Azizi et al 1996
249.47			39		14	2	Fill	1	1	O	Indeterminate	Fauna	Bone	Tooth		Fragment										Unidentified Mammal		Long tooth. Probably an incisor or a k-9.		
249.48			39		14	2	Fill	1	1	O	Indeterminate	Fauna	Bone	Bone		Fragment										Unidentified Mammal		Part of a jaw. Probably a rodent. Only two teeth left that are pointy for molars. Maybe part of the maxilla.		
249.5			39		14	2	Fill	1	1	H	Medical	Glass	Common Glass	Bottle, Medicine	Aqua	Body Sherd	Mold Blown, Indeterminate		Embossed			Lettering						Body sherd of a bottle with an inset panel with embossed lettering. Which reads, "DR. R. ../COUGH AND..". Could not find maker to date bottle.		Azizi et al 1996
249.6			39		14	2	Fill	1	1	H	Household	Glass	Common Glass	Container Glass	Amber	Body Sherd	Indeterminate											Thick curved sherd		
249.7			39		14	2	Fill	1	1	H	Household	Glass	Common Glass	Container Glass	Amber	Body/Rim Sherd	Indeterminate											Small curved sherd with a type of patent finish.	1850-1940	www.sha.org/bottle/, Azizi et al 1996
249.8			39		14	2	Fill	1	2	H	Household	Glass	Lead	Glass Fragment	Colorless	Body Sherd	Indeterminate											Small curved sherds. Might be a household item or lightning. Not enough to confirm. Possibly multiple vessels represented.		
249.9			39		14	2	Fill	1	1	H	Indeterminate	Glass	Lead	Glass Fragment	Colorless	Body/Rim Sherd	Indeterminate											Small curved sherd. More likely a lamp sherd, but could also be a household item.		
250.10			38		43	5			1	H	Household	Ceramic	Coarse Earthenware	Hollowware		Body/Rim Sherd		Redware	Lead Glazed	Double Glazed	Brown							Small sherd. Thin bodied.		Azizi et al 1996
250.1			38		43	5			14	H	Architectural	Glass	Common Glass	Window Glass	Aqua	Fragment												Various sized sherds		www.sha.org/bottle/
250.11			38		43	5			1	H	Household	Ceramic	Coarse Earthenware	Hollowware		Body Sherd		Redware	Lead Glazed	Double Glazed	Brown							Small sherd. Thin bodied.		
250.12			38		43	5			1	H	Household	Ceramic	Coarse Earthenware	Hollowware		Body Sherd		Redware	Slip Decorated	Exterior Spalled	Yellow	Trailed Slip						Tiny sherd with a part of a band of yellow slip.		
250.13			38		43	5			4	H	Household	Ceramic	Refined Earthenware	Plate		Body/Rim Sherd		Creamware	Undecorated					w/self				Three sherds mend. One does not, but most likely goes. Looks like a Royal rim.	1767-1820	www.jefpat.org
250.14			38		43	5			17	H	Household	Ceramic	Refined Earthenware	Hollowware		Body Sherd		Creamware	Indeterminate									Tiny sherds with no visible decorations. Multiple vessels represented.	1762-1820	Miller et al 2000:12
250.15			38		43	5			5	H	Household	Ceramic	Refined Earthenware	Hollowware		Body Sherd		Creamware	Exterior Spalled									Tiny sherds with no visible decorations. Multiple vessels represented.	1762-1820	Miller et al 2000:12, www.jefpat.org
250.16			38		43	5			3	H	Household	Ceramic	Refined Earthenware	Hollowware		Body Sherd		Creamware	Interior Spalled									Tiny sherds with no visible decorations. Multiple vessels represented.	1762-1820	Miller et al 2000:12
250.17			38		43	5			3	H	Household	Ceramic	Refined Earthenware	Hollowware		Body/Rim Sherd		Creamware	Indeterminate									Small sherds. No visible decorations. Multiple vessels represented.	1762-1820	Miller et al 2000:12
250.18			38		43	5			1	H	Household	Ceramic	Refined Earthenware	Hollowware		Body/Rim Sherd		Creamware	Painted		Earth Tone Colors	Indeterminate						Tiny sherd decorated on the interior with a dark brown band along the rim and some red lines below that.	1795-1820	Miller et al 2000:12
250.19			38		43	5			2	H	Household	Ceramic	Refined Earthenware	Hollowware		Body Sherd		Creamware	Painted, Overglaze		Earth Tone Colors	Indeterminate		w/self				Mended sherds decorated on the interior with a yellow band with a black squiggle in it, and a wider light mint green stroke.	1795-1820	Miller et al 2000:12
250.2			38		43	5			2	H	Household	Glass	Non-Lead Glass	Glass Fragment	Colorless	Fragment	Indeterminate											Tiny slightly curved fragments.		Wells 2000:324-326

FS	SB	Fea	TU	STP	Cxt	Strat	Hzn	AU	Count	H/P	Group	Class	Material	Object	Object Color	Part	Manufacture Technique	Ware	1st Decoration	2nd Decoration	Decoration Color	Pattern/Motif	Makers Mark	Mends	Vessel #	Common Name (Species)	Typology	Comments	Dates	Reference
250.20			38		43	5			29	H	Household	Ceramic	Refined Earthenware	Saucer		Base/Body/Rim Sherd		Pearlware	China Glaze, Painted		Blue	Landscape		w/self				Mended, both highly fragmented sherds. Part of the free standing footring is visible. What can be seen of pattern looks like a Chinese house with seagulls flying and leaves floating.	1775-1810	Miller et al 2000:12
250.21			38		43	5			1	H	Household	Ceramic	Refined Earthenware	Hollowware		Body Sherd		Pearlware	Painted, Overglaze		Polychrome	Indeterminate						Tiny sherd with a remnant half oval line of an orangey red color on the interior. No other visible decorations.	1785-1840	www.potteries.org/features/pearlware2.htm
250.22			38		43	5			1	H	Household	Ceramic	Refined Earthenware	Hollowware		Body Sherd		Pearlware	Painted		Blue	Indeterminate						Tiny sherd with two blues on the exterior.	1775-1830	Miller et al 2000:12, Azizi et al 1996
250.23			38		43	5			1	H	Household	Ceramic	Porcelain	Hollowware		Body/Rim Sherd		Porcelain, Hard Paste	Indeterminate									Tiny sherd. One exterior there might be part of a painted ghost image or it could be grim because it doesn't have much shape. No visible decoration on the interior.		Wells 2000:324-326
250.24			38		43	5			1	H	Household	Ceramic	Stoneware	Hollowware	Buff	Body/Rim Sherd		Slip Glazed Stoneware	Incised			Indeterminate						Unglazed sherd with pairs of incised lines on the exterior. Might have a light slip wash on it and it might not be completely fired.		
250.25			38		43	5			7	O	Indeterminate	Fauna	Bone	Bone		Fragment										Unidentified Mammal		Various sized unidentifiable fragments.		
250.26			38		43	5			1	O	Indeterminate	Fauna	Bone	Bone		Fragment										Unidentified Mammal		Large vertebra fragment		
250.27			38		43	5			1	O	Indeterminate	Fauna	Bone	Bone		Fragment										Unidentified Mammal		Most of a molar and part of a jawbone. Cannot tell if its mandible or maxilla. From a larger mammal		Azizi et al 1996
250.28			38		43	5			1	H	Architectural	Metal	Iron	Nail		Fragment	Indeterminate											Heavily rusted/corroded over.		
250.29			38		43	5			1	O	Food Related	Fauna	Shell	Shell Hinge		Complete										Oyster		Small oyster shell. Probably too small to eat.		
250.3			38		43	5			1	H	Lighting	Glass	Non-Lead Glass	Lamp Glass	Colorless	Body/Rim Sherd	Indeterminate											Small sherd.		
250.30			38		43	5			0	O	Food Related	Fauna	Shell	Shell Fragment		Fragment										Oyster		N=1 Small fragment.		
250.4			38		43	5			6	H	Household	Glass	Non-Lead Glass	Indeterminate	Colorless	Body/Rim Sherd	Indeterminate		Painted, Overglaze		Red, Green &Yellow	Floral		w/self				Mended curved sherds with red lines and red buds Green leaves and a combo red, yellow and black flower. A couple of blue strokes also visible. Probably some type of glass tumbler or stemware. One sherd does not mend but most likely goes. Probably modern.		Miller et al 2000:12
250.5			38		43	5			2	H	Household	Ceramic	Coarse Earthenware	Hollowware		Body Sherd		Redware	Lead Glazed	Single Glazed	Brown			w/self				Mended sherds. Glazed on the interior.		Miller et al 2000:13
250.6			38		43	5			1	H	Household	Ceramic	Coarse Earthenware	Hollowware		Body Sherd		Redware	Lead Glazed	Single Glazed	Brown							Small sherd glazed on the interior.		
250.7			38		43	5			1	H	Household	Ceramic	Coarse Earthenware	Hollowware		Base/Body Sherd		Redware	Lead Glazed	Single Glazed	Brown							Small sherd with a little bit of base and body. Glazed on the interior.		www.sha.org/bottle/
250.8			38		43	5			1	H	Household	Ceramic	Coarse Earthenware	Hollowware		Body Sherd		Redware	Lead Glazed	Single Glazed	Brown/Red							Tiny sherd. Glazed on the interior.		
250.9			38		43	5			1	H	Household	Ceramic	Coarse Earthenware	Hollowware		Body/Rim Sherd		Redware	Lead Glazed	Single Glazed	Brown, Dark							Sherd glazed on the interior. Rim is folded over and flat creating a wide flat external rim.		Miller et al 2000:13
251.1			39		41	3		3	1	H	Architectural	Other	Composite	Mortar	Gray	Fragment														
251.10			39		41	3		3	2	O	Indeterminate	Fauna	Bone	Tooth		Complete										Unidentified Mammal		2 different sized curved teeth		
251.1056			39		41	3		3	5	H	Household	Ceramic	Refined Earthenware	Tea Cup		Body/Rim Sherd		Whiteware	Printed		Blue	Scenic		w/ self	C-0056			4 sherds mend, the two sections have the same pattern, possibly two vessels, exterior pattern is a house with trees, interior floral border pattern	1815-1915	Azizi et al 1996
251.12			39		41	3		3	1	H	Household	Ceramic	Porcelain	Saucer		Rim Sherd		Porcelain, Chinese Export	Painted		Blue	Indeterminate						small sherd with a painted border pattern		
251.13			39		41	3		3	1	H	Household	Ceramic	Coarse Earthenware	Indeterminate		Body Sherd		Redware	Lead Glazed	Single Glazed	Brown, Light							possibly from a slip trailed vessel		Miller et al 2000:13
251.14			39		41	3		3	4	H	Household	Ceramic	Coarse Earthenware	Indeterminate		Body Sherd		Redware	Lead Glazed	Single Glazed	Brown							sherds from multiple vessels		
251.15			39		41	3		3	2	H	Household	Ceramic	Coarse Earthenware	Hollowware		Body/Rim Sherd		Redware	Lead Glazed	Double Glazed	Brown							flared rim, sherds mend		
251.16			39		41	3		3	1	H	Household	Ceramic	Coarse Earthenware	Hollowware		Base Sherd		Redware	Lead Glazed	Single Glazed	Mottled							flat bottom vessel		
251.17			39		41	3		3	17	H	Architectural	Glass	Common Glass	Window Glass	Aqua	Body Sherd												heavily patinated		
251.18			39		41	3		3	6	H	Household	Glass	Common Glass	Container Glass	Aqua	Body Sherd	Mold Blown, Indeterminate											thin curved sherds		Miller et al 2000:13
251.19			39		41	3		3	2	H	Household	Glass	Common Glass	Container Glass	Green	Body Sherd	Mold Blown, Indeterminate											from the same vessel		
251.2			39		41	3		3	2	H	Architectural	Other	Composite	Mortar	Gray	Fragment												mortar fragments with a flat surface of white plaster		Miller et al 2000:13
251.20			39		41	3		3	2	H	Household	Glass	Non-Lead Glass	Container Glass	Colorless	Body Sherd	Mold Blown, Indeterminate													
251.21			39		41	3		3	9	H	Lighting	Glass	Lead	Lamp Glass	Colorless	Body/Rim Sherd	Mold Blown, Indeterminate											patinated		
251.22			39		41	3		3	1	H	Activities	Lithic	Indeterminate	Whetstone		Fragment												medial fragment, large "W" and other markings scratched into the surface		
251.23			39		41	3		3	1	H	Personal	Ceramic	Porcelain	Button	White	Complete	Pressed	Porcelain, Hard Paste									four hole pie crust button.	1840-1960	Sprague 2002:111, Azizi et al 1996
251.24			39		41	3		3	1	H	Lighting	Metal	Tin	Lamp		Base												rounded triangle shape, bottom pan from an oil lamp, "Betty" or "Cruise" type lamp popular before lamps with glass chimneys		Azizi et al 1996
251.25			39		41	3		3	1	H	Indeterminate	Metal	Iron	Indeterminate		Fragment												flat rusted metal fragment		
251.26			39		41	3		3	2	H	Furniture	Metal	Copper Alloy	Drawer Pull		Fragment												broke in two pieces		
251.27			39		41	3		3	3	H	Architectural	Metal	Iron	Nail		Fragment	Indeterminate											rusted shaft fragments		
251.28			39		41	3		3	1	H	Architectural	Metal	Iron	Nail		Complete	Cut										bent nail, machine head	1830-1890	Wells 2000:324-326
251.29			39		41	3		3	5	H	Architectural	Metal	Iron	Nail		Complete	Cut										machine head	1830-1890	Wells 2000:324-326, Azizi et al 1996
251.3			39		41	3		3	9	O	Indeterminate	Fauna	Bone	Bone		Fragment										Unidentified Mammal		rib bone fragments, no butcher marks		Azizi et al 1996
251.4			39		41	3		3	12	O	Indeterminate	Fauna	Bone	Bone		Fragment										Unidentified Mammal		various bone fragments, no butcher marks		
251.5			39		41	3		3	2	O	Food Related	Fauna	Bone	Bone		Fragment										Unidentified Mammal		sawn/cut bone fragments		
251.6			39		41	3		3	25	O	Indeterminate	Fauna	Bone	Bone		Fragment										Unidentified Bird		no butcher marks		Azizi et al 1996
251.7			39		41	3		3	17	O	Indeterminate	Fauna	Bone	Bone		Fragment										Indeterminate		small bone fragments		
251.8			39		41	3		3	1	O	Indeterminate	Fauna	Bone	Bone		Fragment										Indeterminate		back half of a skull		
251.9			39		41	3		3	3	O	Indeterminate	Fauna	Bone	Bone		Complete										Unidentified Mammal		3 small jaw bones with intact teeth		
252.1			38		14	2		1	18	H	Architectural	Glass	Common Glass	Window Glass	Aqua	Fragment												Small fragments		
252.10			38		14	2		1	2	H	Household	Ceramic	Coarse Earthenware	Hollowware		Base Sherd		Redware	Lead Glazed	Single Glazed	Brown, Dark							Tiny sherds glazed on the interior. Multiple vessels represented.		
252.11			38		14	2		1	1	H	Household	Ceramic	Coarse Earthenware	Hollowware		Body Sherd		Redware	Lead Glazed	Exterior Spalled	Brown, Dark							Tiny sherd. Fairly weathered.		
252.12			38		14	2		1	1	H	Household	Ceramic	Coarse Earthenware	Hollowware		Body/Rim Sherd		Redware	Lead Glazed	Single Glazed	Brown, Dark							Sherd glazed on the interior with a thick rim that was probably rolled/folded over outward.		
252.13			38		14	2		1	1	H	Household	Ceramic	Coarse Earthenware	Hollowware		Body/Rim Sherd		Redware	Lead Glazed	Single Glazed	Brown							Sherd glazed on the interior with a short rim that kind of looks like stumpy everted rim. Might be folded over.		

FS	SB	Fea	TU	STP	Cxt	Strat	Hzn	AU	Count	H/P	Group	Class	Material	Object	Object Color	Part	Manufacture Technique	Ware	1st Decoration	2nd Decoration	Decoration Color	Pattern/Motif	Makers Mark	Mends	Vessel #	Common Name (Species)	Typology	Comments	Dates	Reference
252.14			38		14	2		1	1	H	Household	Ceramic	Coarse Earthenware	Hollowware		Body Sherd		Redware	Lead Glazed	Incised	Brown							Small sherd glazed on the interior. One the exterior is an incised design of a wavy line bookended by 3 straights. Cannot determine if this design continues on the rest of vessel.		
252.15			38		14	2		1	2	H	Household	Ceramic	Coarse Earthenware	Hollowware		Body/Rim Sherd		Redware	Slip Decorated	Single Glazed	Yellow & Brown	Trailed Slip		w/self				Mended sherds with a small rounded lip like rim. Interior has brown/red background glaze with 2 yellow lines of slip going diagonal off of the rim crossing over top of 2 lines of brown slip going the opposite direction.		
252.16			38		14	2		1	2	H	Household	Ceramic	Refined Earthenware	Hollowware		Base Sherd		Pearlware	Indeterminate									Small sherds with no visible decorations. Multiple vessels represented.	1775-1840	Azizi et al 1996
252.17			38		14	2		1	1	H	Household	Ceramic	Refined Earthenware	Tableware, General		Body/Rim Sherd		Pearlware	Molded Pattern	Painted	Green	Shell Edge, Rococo						Tiny sherd	1775-1810	www.jefpat.org
252.18			38		14	2		1	1	H	Household	Ceramic	Refined Earthenware	Plate		Body Sherd		Pearlware	Printed		Blue	Indeterminate						Small sherd printed on the interior with a repeating X band. No enough to determine pattern.	1803-1830	www.jefpat.org
252.19			38		14	2		1	1	H	Household	Ceramic	Refined Earthenware	Hollowware		Body Sherd		Pearlware	Printed	Exterior Spalled	Blue	Indeterminate						Tiny sherds with just a couple spots of printing visible	1803-1830	www.jefpat.org
252.20			38		14	2		1	1	H	Household	Ceramic	Refined Earthenware	Hollowware		Body Sherd		Whiteware	Indeterminate									Small sherd. No visible decorations.	1815-	Azizi et al 1996, Cheek 2016:89
252.2			38		14	2		1	2	H	Household	Glass	Common Glass	Container Glass	Aqua	Body Sherd	Indeterminate											Tiny curved sherds. Multiple vessels represented.		
252.21			38		14	2		1	2	H	Household	Ceramic	Refined Earthenware	Hollowware		Body Sherd		Whiteware	Interior Spalled									Small sherds. No visible decorations. Multiple vessels represented.	1815-	Azizi et al 1996
252.22			38		14	2		1	1	H	Household	Ceramic	Refined Earthenware	Hollowware		Base/Body Sherd		Whiteware	Indeterminate									Small sherd. No visible decorations.	1815-	Azizi et al 1996
252.23			38		14	2		1	1	H	Household	Ceramic	Refined Earthenware	Hollowware		Base/Body Sherd		Whiteware	Printed		Blue	Indeterminate						Tiny sherd with a thin band of printing visible on the interior. Not enough to determine pattern.	1815-1915	Azizi et al 1996
252.24			38		14	2		1	2	H	Household	Ceramic	Refined Earthenware	Hollowware		Body Sherd		Pearlware/Whiteware	Printed		Blue	Indeterminate						Tiny sherds with light printing on both sides. Not enough to determine pattern. Possibly multiple vessels represented.	1803-1880	www.jefpat.org
252.25			38		14	2		1	1	H	Household	Ceramic	Refined Earthenware	Hollowware		Body Sherd		Pearlware/Whiteware	Printed	Interior Spalled	Blue, Dark	Old Blue-General						Tiny sherd. Appears to have some floral elements, but not enough to determine exact pattern.	1815-1840	Azizi et al 1996
252.26			38		14	2		1	1	H	Household	Ceramic	Refined Earthenware	Hollowware		Body/Rim Sherd		Pearlware/Whiteware	Indeterminate		Blue	Indeterminate						Tiny sherd. Mostly spalled. Only a little bit of blue is visible along the rim. Cannot confirm if its printed or painted. Broadest date range given	1803-1915	www.jefpat.org
252.27			38		14	2		1	1	H	Household	Ceramic	Refined Earthenware	Hollowware		Body/Rim Sherd		White Granite	Indeterminate									Small sherd is no visible decorations.	1840-1930	www.jefpat.org
252.28			38		14	2		1	1	H	Household	Ceramic	Refined Earthenware	Hollowware		Body Sherd		Rockingham	Indeterminate									Tiny sherd.	1830-1940	www.jefpat.org
252.29			38		14	2		1	1	H	Indeterminate	Metal	Iron	Indeterminate		Fragment	Indeterminate											Slightly rusted rectangular object whose short ends are rounded. The long sides are bend inward on both sides. Something once what able to slide onto both sides of this object.		www.jefpat.org
252.3			38		14	2		1	2	H	Household	Glass	Common Glass	Container Glass	Amber	Body Sherd	Indeterminate											Small curved sherds. Possibly multiple vessels represented.		Azizi et al 1996
252.30			38		14	2		1	5	O	Indeterminate	Fauna	Bone	Bone		Fragment										Unidentified Mammal		Various fragments of bone. Some appear almost complete. Not enough to identify.		Miller et al 2000:12
252.31			38		14	2		1	1	H	Indeterminate	Metal	Iron	Indeterminate		Fragment	Indeterminate											Small flat heavily rusted fragment.		Sprague 2002:115
252.32			38		14	2		1	9	H	Household	Metal	Iron	Nail		Almost Complete	Indeterminate											Various sized. Heavily rusted over.		
252.33			38		14	2		1	3	H	Architectural	Metal	Iron	Nail		Complete	Square											Slightly rusted. Various sizes.		Azizi et al 1996
252.34			38		14	2		1	13	H	Architectural	Metal	Iron	Nail		Complete	Cut											Various sized sherd rusted enough to make it hard to identify what type of cut nail. Widest date range given.	1790-	Wells 2000:323-325, Miller et al 2000:13
252.4			38		14	2		1	1	H	Household	Glass	Common Glass	Container Glass	Green	Body Sherd	Indeterminate											Small curved sherd.		Miller et al 2000:13
252.5			38		14	2		1	2	H	Household	Glass	Common Glass	Container Glass	Olive	Body Sherd	Indeterminate											Small curved sherds. Possibly multiple vessels represented.		
252.6			38		14	2		1	4	H	Household	Glass	Non-Lead Glass	Container Glass	Colorless	Body Sherd	Indeterminate											Curved sherds of various sizes. Multiple vessels represented.		
252.7			38		14	2		1	18	H	Indeterminate	Glass	Lead	Glass Fragment	Colorless	Fragment	Indeterminate											Small curved sherds of varying thickness. Could be lighting or a household item. Multiple vessels represented.		
252.8			38		14	2		1	2	H	Household	Ceramic	Coarse Earthenware	Hollowware		Body Sherd		Redware	Lead Glazed	Single Glazed	Brown, Dark							Small sherds glazed on the interior. Multiple vessels represented.		
252.9			38		14	2		1	1	H	Household	Ceramic	Coarse Earthenware	Hollowware		Body Sherd		Redware	Lead Glazed	Single Glazed	Brown, Dark							Small sherd glazed on the interior. Two incised tie down lines on exterior.		
253.1			38		42	4			1	H	Furniture	Glass	Common Glass	Mirror Glass	Aqua	Fragment												Tiny fragment. Much of backing is falling off		
253.2			38		42	4			1	H	Household	Glass	Lead	Indeterminate	Colorless	Body Sherd	Indeterminate											Small slightly curved sherd. Not enough to determine object		
253.3			38		42	4			1	H	Household	Ceramic	Coarse Earthenware	Hollowware		Body Sherd		Redware	Lead Glazed	Single Glazed	Brown							Sherd glazed on the interior.		
253.4			38		42	4			1	H	Household	Ceramic	Refined Earthenware	Hollowware		Body/Rim Sherd		Pearlware/Whiteware	Sponged		Blue	Indeterminate						Tiny sherd with a little bit of sponge decoration visible on both sides.	1820-1870	Azizi et al 1996, Wells 2000:324-326
253.5			38		42	4			1	H	Personal	Fauna	Bone	Button	Brown, Light	Complete	Cut /Carved											Small 4-hole button.		Wells 2000:324-326
253.6			38		42	4			2	O	Indeterminate	Fauna	Bone	Bone		Fragment										Unidentified Mammal		Small fragments. No evidence of cutting. One fragment might be a rib.		
253.7			38		42	4			3	H	Architectural	Metal	Iron	Nail		Almost Complete	Indeterminate											Fairly rusted/corroded		
254.1			38		13	1		1	6	H	Architectural	Glass	Common Glass	Window Glass	Aqua	Fragment												Sherds of varying sizes and thicknesses.		
254.10			38		13	1		1	12	H	Indeterminate	Glass	Lead	Glass Fragment	Colorless	Fragment	Indeterminate											Small curved sherds. Could be part of a lamp or another type of household good. Multiple vessels represented.		
254.11			38		13	1		1	1	H	Household	Glass	Lead	Tumbler	Colorless	Body Sherd	Pressed		Molded Pattern			Paneled						Part of a paneled/hexagonal/octagonal type shape tumbler. Three side remaining.		
254.12			38		13	1		1	2	H	Household	Glass	Lead	Tableware, General	Colorless	Body/Rim Sherd	Indeterminate											Small fragments. Maybe part of stemware, tumblers or some other glassware. Possibly multiple vessels represented.		
254.13			38		13	1		1	2	H	Household	Glass	Lead	Glass Fragment	Colorless	Body/Rim Sherd	Indeterminate											Small curved sherds. Possibly multiple vessels represented.		
254.14			38		13	1		1	1	H	Lighting	Glass	Lead	Lamp Glass	Colorless	Body/Rim Sherd	Indeterminate											Small sherd.		
254.15			38		13	1		1	1	H	Manufacturing	Glass	Non-Lead Glass	Manufacturing debris	Colorless	Fragment	Indeterminate											Melted blob. Cut/broke on one side.		
254.16			38		13	1		1	4	H	Household	Ceramic	Coarse Earthenware	Hollowware		Body Sherd		Redware	Lead Glazed	Single Glazed	Brown/Red							Tiny sherds glazed on the interior. Probably multiple vessels represented.		

FS	SB	Fea	TU	STP	Cxt	Strat	Hzn	AU	Count	H/P	Group	Class	Material	Object	Object Color	Part	Manufacture Technique	Ware	1st Decoration	2nd Decoration	Decoration Color	Pattern/Motif	Makers Mark	Mends	Vessel #	Common Name (Species)	Typology	Comments	Dates	Reference
254.17			38		13	1		1	5	H	Household	Ceramic	Coarse Earthenware	Hollowware		Body Sherd		Redware	Lead Glazed	Single Glazed	Brown							Small sherds glazed on the interior. Multiple vessels represented.		
254.18			38		13	1		1	3	H	Household	Ceramic	Coarse Earthenware	Hollowware		Base Sherd		Redware	Lead Glazed	Single Glazed	Brown							Small sherds glazed on the interior. Multiple vessels represented.		
254.19			38		13	1		1	1	H	Household	Ceramic	Coarse Earthenware	Hollowware		Body Sherd		Redware	Lead Glazed	Incised	Brown	Indeterminate						Small sherd glazed on the interior and part of two incised lines on the exterior. The lines appear to be more a decoration instead of just tie-down lines		
254.2			38		13	1		1	1	H	Household	Glass	Common Glass	Container Glass	Aqua	Body Sherd	Indeterminate										Tiny sherd of a square or rectangular bottle.		
254.20			38		13	1		1	1	H	Household	Ceramic	Coarse Earthenware	Hollowware		Rim Sherd		Redware	Lead Glazed	Exterior Spalled	Brown							The top of a rim. A bit of lead glaze can be seen on the interior. Barely any exterior and although the very top of the rim is unglazed. There is not enough to confirm that the exterior is definitely unglazed.		
254.21			38		13	1		1	1	H	Household	Ceramic	Refined Earthenware	Hollowware		Body/Rim Sherd		Creamware	Exterior Spalled								Tiny sherd. Rim looks like it might be scalloped or at least undulating.	1762-1820	Miller et al 2000:12
254.22			38		13	1		1	2	H	Household	Ceramic	Refined Earthenware	Hollowware		Base Sherd		Pearlware	Indeterminate								Tiny sherds. No visible decorations. Multiple vessels represented.	1775-1840	Azizi et al 1996
254.23			38		13	1		1	3	H	Household	Ceramic	Refined Earthenware	Hollowware		Body Sherd		Pearlware	Exterior Spalled								Tiny sherds. No visible decorations. Multiple vessels represented.	1775-1840	Azizi et al 1996
254.24			38		13	1		1	2	H	Household	Ceramic	Refined Earthenware	Hollowware		Base Sherd		Pearlware	Indeterminate								Part of the foot and body spalled off the interior. No visible decorations, pieces mend	1775-1840	Azizi et al 1996
254.25			38		13	1		1	2	H	Household	Ceramic	Refined Earthenware	Hollowware		Body Sherd		Pearlware	Painted		Earth Tone Colors	Indeterminate						Tiny sherds with yellow and orange strokes. One sherd has the decoration on the interior and the other has it on the exterior, but due to the colors and decoration it is most likely they belong to the same vessel	1795-1830	Miller et al 2000:12
254.26			38		13	1		1	1	H	Household	Ceramic	Refined Earthenware	Tableware, General		Body/Rim Sherd		Pearlware	Molded Pattern	Painted	Green	Shell Edge, Indeterminate						Small sherd with the interior almost completely spalled.	1775-1840	Azizi et al 1996
254.27			38		13	1		1	1	H	Household	Ceramic	Refined Earthenware	Hollowware		Body Sherd		Pearlware	Printed		Blue	Indeterminate						Tiny sherd printed on the interior. Not enough to determine pattern. No other visible decorations	1803-1830	www.jefpat.org
254.28			38		13	1		1	1	H	Household	Ceramic	Refined Earthenware	Hollowware		Body Sherd		Pearlware	Printed	Interior Spalled	Blue	Indeterminate						Tiny sherd printed on the exterior. Not enough to determine pattern.	1803-1830	www.jefpat.org
254.29			38		13	1		1	12	H	Household	Ceramic	Refined Earthenware	Hollowware		Body Sherd		Whiteware	Indeterminate								Small sherds. No visible decorations. Multiple vessels represented.	1815-	Azizi et al 1996
254.30			38		13	1		1	2	H	Household	Ceramic	Refined Earthenware	Hollowware		Body/Rim Sherd		Whiteware	Indeterminate								Small sherds. No visible decorations. Multiple vessels represented.	1815-	Azizi et al 1996
254.3			38		13	1		1	1	H	Household	Glass	Common Glass	Container Glass	Aqua	Body Sherd	Mold Blown, Indeterminate										Tiny sherd.		
254.31			38		13	1		1	3	H	Household	Ceramic	Refined Earthenware	Hollowware		Body Sherd		Whiteware	Exterior Spalled								Tiny sherds. No visible decorations. Multiple vessels represented.	1815-	Azizi et al 1996
254.32			38		13	1		1	2	H	Household	Ceramic	Refined Earthenware	Hollowware		Body Sherd		Whiteware	Interior Spalled								Tiny sherds. No visible decorations. Multiple vessels represented.	1815-	Azizi et al 1996
254.33			38		13	1		1	1	H	Household	Ceramic	Refined Earthenware	Hollowware		Base/Body Sherd		Whiteware	Interior Spalled								Tiny sherd. No visible decorations.	1815-	Azizi et al 1996
254.34			38		13	1		1	1	H	Household	Ceramic	Refined Earthenware	Hollowware		Base Sherd		Whiteware	Printed		Blue	Indeterminate						Tiny sherd with only a few dots of blue on the interior. Too tiny to determine pattern.	1815-1915	Azizi et al 1996
254.35			38		13	1		1	1	H	Household	Ceramic	Refined Earthenware	Hollowware		Base Sherd		Whiteware	Printed		Purple	Indeterminate						Small sherd with a tooled wide foot that is almost completely flat. Both sides are decorated. A leaf is visible on the interior. Not enough to determine pattern	1829-1915	www.jefpat.org
254.36			38		13	1		1	1	H	Household	Ceramic	Refined Earthenware	Hollowware		Base Sherd		White Granite	Indeterminate								Small sherd. No visible decoration	1840-1930	www.jefpat.org
254.37			38		13	1		1	1	H	Household	Ceramic	Refined Earthenware	Hollowware		Body Sherd		White Granite	Indeterminate								Small sherd. No visible decoration	1840-1930	www.jefpat.org
254.38			38		13	1		1	1	H	Household	Ceramic	Refined Earthenware	Hollowware		Base/Body Sherd		White Granite	Indeterminate								Sherd with no visible decoration. Probably a plate or saucer.	1840-1930	www.jefpat.org
254.4			38		13	1		1	1	H	Household	Glass	Common Glass	Container Glass	Aqua	Base Sherd	Keyed & Hinge Mold										Small partial base fragment. Probably a small rectangular bottle.	1810-1880	www.sha.org/bottle/
254.40			38		13	1		1	1	H	Household	Ceramic	Refined Earthenware	Hollowware		Foot		White Granite	Interior Spalled								Wide rounded footring spalled off its body.	1840-1930	www.jefpat.org
254.41			38		13	1		1	1	H	Household	Ceramic	Refined Earthenware	Hollowware		Body Sherd		White Granite	Molded Pattern			Indeterminate						Small sherd. Possibly a paneled design. Exterior is partially spalled making it harder to confirm	1840-1930	www.jefpat.org
254.42			38		13	1		1	2	H	Household	Ceramic	Refined Earthenware	Hollowware		Body Sherd		Rockingham	Indeterminate								Small sherds. Probably part of the same vessel, but does not mend.	1830-1940	www.jefpat.org
254.43			38		13	1		1	1	H	Household	Ceramic	Stoneware	Hollowware	Gray	Body Sherd		Salt Glazed, Gray/Buff Bodied	Indeterminate								Sherd with salt-glazed exterior. Interior has a black-matte sparkly color.		
254.44			38		13	1		1	1	H	Toy/Recreation	Ceramic	Refined Earthenware	Marble		Fragment		White Ball Clay	Unglazed								A third to half of a marble.		
254.45			38		13	1		1	1	H	Commercial	Metal	Copper Alloy	Coin		Complete	Indeterminate										Lincoln penny from 1971. Somewhat weathered	1971-	
254.46			38		13	1		1	1	H	Personal	Ceramic	Porcelain	Button	White	Fragment	Pressed	Porcelain, Hard Paste									Half of a 4-hole saucer prosser button.	1840-1960	Sprague 2002:111
254.47			38		13	1		1	1	H	Medical	Synthetic	Plastic	Bottle Cap	Pink	Complete			Molded Pattern			Lettering						St. Joseph's Aspirin child-proof bottle cap. Outside top of bottle cap reads, "PUSH-DOWN/ST. JOSEPH/UNSCREW" There are two arrows around the outside of the writing pointing which direction to unscrew.	1957-	Miller et al 2000:17
254.48			38		13	1		1	1	H	Indeterminate	Synthetic	Plastic	Indeterminate	Yellow	Fragment											Rounded semi-clear thick piece of plastic with maybe some kind of lip. Not enough to determine object.	1915-	Miller et al 2000:16
254.49			38		13	1		1	1	H	Indeterminate	Synthetic	Plastic	Indeterminate	Blue	Fragment											Tiny corner fragment	1915-	Miller et al 2000:16
254.50			38		13	1		1	1	H	Indeterminate	Synthetic	Plastic	Indeterminate	Yellow, Neon	Fragment			Molded Pattern			Indeterminate						Small slightly curved sherd with and exterior textured surface of misshapen circles.	1915-	Miller et al 2000:16
254.5			38		13	1		1	1	H	Household	Glass	Common Glass	Container Glass	Green, Pale	Body Sherd	Mold Blown, Indeterminate										Tiny corner probably part of the shoulder.		
254.51			38		13	1		1	3	H	Architectural	Ceramic	Coarse Earthenware	Brick, Fragment	Red												Tiny fragments		
254.52			38		13	1		1	1	H	Indeterminate	Metal	Iron	Indeterminate		Fragment	Indeterminate										Flat but bent rust piece of metal.		
254.53			38		13	1		1	1	H	Indeterminate	Metal	Iron	Indeterminate		Fragment	Indeterminate										Rusted latch part of a door/drawer/chest.		
254.54			38		13	1		1	1	H	Indeterminate	Metal	Iron	Indeterminate		Fragment	Indeterminate										Long round piece of metal pointed end and a broken off top. Too long to be a nail.		Miller et al 2000:13
254.55			38		13	1		1	1	H	Indeterminate	Metal	Iron	Indeterminate		Fragment	Indeterminate										Small round bent at a 90 degree angle metal wire		www.jefpat.org
254.56			38		13	1		1	2	H	Hardware	Metal	Iron	Screw		Complete	Indeterminate										Fairly rusted different lengths. Flat head.		
254.57			38		13	1		1	1	H	Hardware	Metal	Iron	Screw		Fragment	Indeterminate										Slightly rusted screw with its head and point broken off.		
254.58			38		13	1		1	1	H	Indeterminate	Metal	Iron	Indeterminate		Fragment	Indeterminate										Flat pointed toothpick like piece of metal.		
254.59			38		13	1		1	3	H	Architectural	Metal	Iron	Nail		Complete	Wire										Slightly rusted. Various sizes	1885-	Wells 2000:326-327
254.60			38		13	1		1	2	H	Architectural	Metal	Iron	Nail		Fragment	Wire										Fairly rusted; missing its head	1885-	Wells 2000:326-327
254.6			38		13	1		1	1	H	Household	Glass	Common Glass	Container Glass	Amber	Body Sherd	Indeterminate										Small slightly curved fragment.		

FS	SB	Fea	TU	STP	Cxt	Strat	Hzn	AU	Count	H/P	Group	Class	Material	Object	Object Color	Part	Manufacture Technique	Ware	1st Decoration	2nd Decoration	Decoration Color	Pattern/Motif	Makers Mark	Mends	Vessel #	Common Name (Species)	Typology	Comments	Dates	Reference
254.61			38		13	1		1	2	H	Architectural	Metal	Iron, Galvanized	Nail, Roofing		Complete	Wire											Slightly rusted. Slight variation in size	1901-	Miller et al 2000:14, Miller et al 2000:13
254.62			38		13	1		1	17	H	Architectural	Metal	Iron	Nail		Fragment	Cut											Nail fragments all missing their heads. Fairly rusted. Not enough remaining to accurately determine type of cut nail.		
254.63			38		13	1		1	41	H	Architectural	Metal	Iron	Nail		Complete	Cut											Various sizes. Fairly rusted. Widest date given.	1810-	Wells 2000:324-326, Azizi et al 1996
254.64			38		13	1		1	2	H	Architectural	Metal	Iron	Nail		Complete	Cut											Thinner cut nails where the head just tapers outward into the rectangular head.	1810-	Wells 2000:324-326
254.65			38		13	1		1	3	O	Indeterminate	Fauna	Bone	Bone		Fragment										Unidentified Mammal		Various sized fragments.		Azizi et al 1996
254.7			38		13	1		1	1	H	Household	Glass	Common Glass	Glass Fragment	White, Opaque	Fragment	Indeterminate											Tiny fragment.		
254.8			38		13	1		1	2	H	Household	Glass	Non-Lead Glass	Container Glass	Colorless	Body Sherd	Indeterminate											Small curved fragments. Multiple vessels represented.		
254.9			38		13	1		1	11	H	Indeterminate	Glass	Non-Lead Glass	Glass Fragment	Colorless	Fragment	Indeterminate											Small curved sherds. Could be part of a lamp or another type of household good. Probably multiple vessels represented.		
255.10			38		021B	6		2	1	H	Household	Ceramic	Refined Earthenware	Tea Cup		Body/Rim Sherd		Pearlware	China Glaze, Painted		Blue	Indeterminate						Not enough of rim remains to measure diameter.	1775-1810	Miller et al 2000:12
255.100			38		021B	6		2	1	O	Food Related	Fauna	Bone	Rib		Fragment										Unidentified Mammal		Rib bone likely belonging to a medium/large-sized mammal. Cut marks visible.		
255.101			38		021B	6		2	1	O	Food Related	Fauna	Bone	Bone		Fragment										Unidentified Mammal		Burned with cut marks visible.		
255.102			38		021B	6		2	102	O	Indeterminate	Fauna	Bone	Tooth		Fragment										Pig		Pig incisor.		
255.103			38		021B	6		2	2	O	Indeterminate	Fauna	Bone	Tooth		Fragment										Unidentified Mammal		Unidentified teeth.		
255.1031			38		021B	6		2	14	H	Household	Ceramic	Refined Earthenware	Tea Cup		Base/Body/Rim Sherd		Pearlware	Painted		Earth Tone Colors	Floral		w/ 103, 104	C-0031			Three sherds mend, painted floral pattern on the interior, orange line along the rim	1795-1830	Miller et al 2000:12, Wells 2000:324-326
255.104			38		021B	6		2	33	O	Indeterminate	Fauna	Bone	Bone		Fragment										Unidentified Mammal		No cut or butcher marks visible.		
255.1042			38		021B	6		2	3	H	Household	Ceramic	Refined Earthenware	Teaware, General		Body Sherd		Pearlware	Painted		Earth Tone Colors	Indeterminate		w/ self & 81	C-0042			Green leaf band intersects with blue wavy ribbon band. At intersection points there are orange flowers. Same pattern as the lid vessel C-0041. One of the sherds does not directly mend.	1795-1830	Miller et al 2000:12
255.1047			38		021B	6		2	1	H	Household	Ceramic	Refined Earthenware	Saucer		Body/Rim Sherd		Pearlware	Molded Pattern	Painted	Earth Tone Colors	Indeterminate		w/ 98, 255	C-0047			Fluted rim fragments, pieces mend, painted yellow line on interior rim with a thinner brown line on the top and bottom	1795-1830	Miller et al 2000:12
255.1050			38		021B	6		2	1	H	Household	Ceramic	Coarse Earthenware	Pan		Base/Body/Rim Sherd		Redware	Slip Decorated	Single Glazed	Green, White, & Dark Brown	Trailed Slip		w/ 98 & 112	C-0050			Pan has a German-style rim. Only some of the sherds mend but they all likely belong to the same pan. There is a white slip line on top of rim and body has a combination of white, green, & dark brown slip lines in an undulating pattern. See extra info.	-1870	Azizi et al 1996
255.105			38		021B	6		2	1	O	Food Related	Fauna	Bone	Bone		Fragment										Unidentified Mammal		Burned; no cut or butcher marks visible.		
255.1058			38		021B	6		2	2	H	Household	Ceramic	Refined Earthenware	Hollowware		Base Sherd		Creamware	Indeterminate					w/ self & 246	C-0058			No decoration visible; sherds mend.	1762-1820	Miller et al 2000:12
255.106			38		021B	6		2	1	O	Food Related	Fauna	Bone	Rib		Fragment										Unidentified Mammal		Likely belongs to a small/medium-sized mammal. Cut marks visible.		
255.1063			38		021B	6		2	5	H	Medical	Ceramic	Refined Earthenware	Ointment Pot		Almost Complete		Tin Glazed	Undecorated					w/ self, 256	C-0063			Bulbous body with a flared rim. Matches #4 in Hume 1969:205.	1690-1800	Hume 1969:205, Azizi et al 1996
255.1065			38		021B	6		2	1	H	Household	Ceramic	Coarse Earthenware	Hollowware		Rim Sherd		Redware	Slip Decorated	Single Glazed	Light Brown & Black	Trailed Slip			C-0065			Probably a pan/dish; German-style rim. One straight dark brown slip line visible on top of interior rim.		
255.1069			38		021B	6		2	1	H	Household	Ceramic	Coarse Earthenware	Hollowware		Body/Rim Sherd		Redware	Slip Decorated	Single Glazed	Yellow, Dark Brown & Light Brown	Trailed Slip		do not mend	C-0069			Probably a bowl or basin. Likely would have had a German-style rim but it is spalled off. Two Parallel straight yellow slip lines visible on rim with a wavy dark brown slip line under them and another set of parallel straight yellow slip lines under that.		Azizi et al 1996
255.1070			38		021B	6		2	2	H	Household	Ceramic	Coarse Earthenware	Pan		Body/Rim Sherd		Redware	Slip Decorated	Single Glazed	Yellow, Brown	Trailed Slip			C-0070			Probably a pan/dish. Straight white slip line visible on top of rim with a wavy dark brown slip line under it and parallel straight white slip lines under that. Sherds do not mend.		
255.107			38		021B	6		2	5	O	Indeterminate	Fauna	Bone	Bone		Fragment										Unidentified Bird		No cut or butcher marks visible.		
255.108			38		021B	6		2	1	O	Indeterminate	Fauna	Bone	Bone		Fragment										Unidentified Bird		Burned; no cut or butcher marks visible.		
255.109			38		021B	6		2	1	H	Household	Fauna	Bone	Utensil		Handle	Indeterminate											Pistol-grip handle fragment. Looks like it would have had a rat-tail tang, based on the divot in the handle. One small nail is still present.		
255.11			38		021B	6		2	11	H	Household	Ceramic	Refined Earthenware	Indeterminate		Body Sherd		Pearlware	Painted		Blue	Indeterminate						Multiple vessels represented.	1775-1830	Miller et al 2000:12
255.110			38		021B	6		2	1	H	Personal	Metal	Copper Alloy	Button		Almost Complete	Indeterminate											Flat, disc-shaped button. Very corroded on the back, cannot determine what kind of shank it had.		
255.111			38		021B	6		2	1	H	Indeterminate	Metal	Lead	Indeterminate		Fragment	Indeterminate											Linea object; straight on one side and curved on the other. Possibly a handle of some kind.		
255.112			38		021B	6		2	16	H	Architectural	Metal	Iron	Nail		Complete	Indeterminate											Too rusted to identify manufacturing technique.		
255.113			38		021B	6		2	4	H	Architectural	Metal	Iron	Nail		Fragment	Indeterminate											Too rusted to identify manufacturing technique.		
255.114			38		021B	6		2	10	H	Architectural	Metal	Iron	Nail		Complete	Square											Too rusted to identify manufacturing technique more specifically.		
255.115			38		021B	6		2	1	H	Architectural	Metal	Iron	Nail		Fragment	Square											Too rusted to identify manufacturing technique more specifically.		
255.116			38		021B	6		2	1	H	Architectural	Metal	Iron	Nail		Complete	Cut											Nail is rusted but is likely machine-made.		Snyder 1992
255.117			38		021B	6		2	1	H	Indeterminate	Metal	Iron	Indeterminate		Fragment	Indeterminate											Very rusted; resembles a nail but looks too flat to be one.		Azizi et al 1996
255.118			38		021B	6		2	3	H	Indeterminate	Metal	Iron	Sheet Metal		Fragment	Indeterminate											Possibly metal strap fragments but objects are too rusted to say for sure.		
255.119			38		021B	6		2	1	H	Personal	Metal	Copper Alloy	Buckle		Fragment	Indeterminate											Rectangular buckle fragment. There would have been a copper bar going the long way through the middle of the rectangle but it has broken off.		Azizi et al 1996
255.12			38		021B	6		2	2	H	Household	Ceramic	Refined Earthenware	Indeterminate		Rim Sherd		Pearlware	Painted		Blue	Indeterminate						Very small rim sherds; likely represent two separate vessels.	1775-1830	Miller et al 2000:12, www.jefpat.org

FS	SB	Fea	TU	STP	Cxt	Strat	Hzn	AU	Count	H/P	Group	Class	Material	Object	Object Color	Part	Manufacture Technique	Ware	1st Decoration	2nd Decoration	Decoration Color	Pattern/Motif	Makers Mark	Mends	Vessel #	Common Name (Species)	Typology	Comments	Dates	Reference
255.120			38		021B	6		2	1	P	Debitage	Lithic	Quartz	Early Reduction Flake	White	Complete														
255.121			38		021B	6		2	1	H	Arms	Lithic	Flint, French	Gun Flint	Honey	Complete												prismatic gunflint		
255.13			38		021B	6		2	1	H	Household	Ceramic	Refined Earthenware	Hollowware		Base Sherd		Pearlware	Painted		Blue	Indeterminate						Not enough of decoration remains to identify pattern. Footring has spalled off.	1775-1830	Miller et al 2000:12
255.14			38		021B	6		2	1	H	Household	Ceramic	Refined Earthenware	Indeterminate		Base Sherd		Pearlware	Painted		Blue	Indeterminate						Not enough of decoration remains to identify pattern.	1775-1830	Miller et al 2000:12
255.15			38		021B	6		2	1	H	Household	Ceramic	Refined Earthenware	Indeterminate		Base Sherd		Pearlware	China Glaze, Painted		Blue	Indeterminate						Not enough of decoration remains to identify pattern more specifically.	1775-1810	Miller et al 2000:12
255.19			38		021B	6		2	4	H	Household	Ceramic	Refined Earthenware	Teaware, General		Body/Rim Sherd		Pearlware	Painted		Earth Tone Colors	Floral						Either saucer sherds or tea cup sherds. Only two sherds mend but all four could belong to the same vessel.	1795-1830	Miller et al 2000:12
255.20			38		021B	6		2	9	H	Household	Ceramic	Refined Earthenware	Indeterminate		Body Sherd		Pearlware	Painted		Earth Tone Colors	Indeterminate						Multiple vessels represented.	1795-1830	Miller et al 2000:12
255.2			38		021B	6		2	1	H	Household	Ceramic	Refined Earthenware	Hollowware		Body Sherd		Tin Glazed	Indeterminate									No decoration visible. Does not mend with the ointment pot in FS 255.1 but looks very similar.	-1800	
255.21			38		021B	6		2	2	H	Household	Ceramic	Refined Earthenware	Teaware, General		Body Sherd		Pearlware	Painted		Earth Tone Colors	Indeterminate						Separate vessels represented.	1795-1830	Miller et al 2000:12
255.22			38		021B	6		2	2	H	Household	Ceramic	Refined Earthenware	Tea Cup		Body/Rim Sherd		Pearlware	Painted		Yellow & Brown	Indeterminate						Sherds do not mend but likely belong to the same vessel.	1795-1830	Miller et al 2000:12
255.23			38		021B	6		2	2	H	Household	Ceramic	Refined Earthenware	Indeterminate		Base Sherd		Pearlware	Painted		Brown	Indeterminate						Sherds do not mend but likely belong to the same vessel. All that remains of decoration is a painted brown line on the exterior of the free-standing footrings.	1795-1830	Miller et al 2000:12
255.24			38		021B	6		2	1	H	Household	Ceramic	Refined Earthenware	Hollowware		Body Sherd		Pearlware	Painted		Brown	Indeterminate						Very small amount of decoration remains.	1795-1830	Miller et al 2000:12
255.25			38		021B	6		2	2	H	Household	Ceramic	Refined Earthenware	Indeterminate		Rim Sherd		Pearlware	Painted		Brown	Indeterminate						Separate vessels represented; each sherd has a brown painted band on the interior of its rim.	1795-1830	Miller et al 2000:12
255.27			38		021B	6		2	2	H	Household	Ceramic	Refined Earthenware	Teaware, General		Body/Rim Sherd		Pearlware	Molded Pattern	Painted	Earth Tone Colors	Paneled						Sherds do not mend but likely belong to the same vessel. Likely a saucer. Similar to the sherds in FS 86.10.	1795-1830	Miller et al 2000:12
255.28			38		021B	6		2	1	H	Household	Ceramic	Refined Earthenware	Flatware		Rim Sherd		Pearlware	Molded Pattern	Painted	Blue	Shell Edge, Even Scalloped, Curved Lines						Probably a plate.	1800-1840	www.jefpat.org
255.29			38		021B	6		2	1	H	Household	Ceramic	Refined Earthenware	Flatware		Rim Sherd		Pearlware	Molded Pattern	Painted	Green	Shell Edge, Even Scalloped, Curved Lines						Probably a plate.	1800-1840	www.jefpat.org
255.30			38		021B	6		2	1	H	Household	Ceramic	Refined Earthenware	Plate		Body/Rim Sherd		Pearlware	Molded Pattern	Painted	Green	Shell Edge, Even Scalloped, Straight Lines						No enough of rim remains to measure diameter.	1800-1840	www.jefpat.org
255.3			38		021B	6		2	23	H	Household	Ceramic	Refined Earthenware	Indeterminate		Body Sherd		Pearlware	Indeterminate									No decoration visible; multiple vessels represented.	1775-1840	Azizi et al 1996, Wells 2000:324-326
255.31			38		021B	6		2	1	H	Household	Ceramic	Refined Earthenware	Plate		Body/Rim Sherd		Pearlware	Indeterminate									Very odd sherd; glaze looks like pearlware but rim is a creamware-style rim. No enough of rim remains to measure diameter. No decoration visible.	1775-1840	Azizi et al 1996
255.32			38		021B	6		2	48	H	Household	Ceramic	Refined Earthenware	Indeterminate		Body Sherd		Creamware	Indeterminate									No decoration visible; multiple vessels represented.	1762-1820	Miller et al 2000:12
255.33			38		021B	6		2	1	H	Household	Ceramic	Refined Earthenware	Hollowware		Rim Sherd		Pearlware	Indeterminate									No decoration visible.	1775-1840	Azizi et al 1996
255.34			38		021B	6		2	1	H	Household	Ceramic	Refined Earthenware	Indeterminate		Body Sherd		Pearlware	Painted		Blue	Indeterminate						Likely China glazed but not enough of decoration remains to say for sure.	1775-1830	Miller et al 2000:12
255.35			38		021B	6		2	3	H	Household	Ceramic	Refined Earthenware	Indeterminate		Rim Sherd		Creamware	Indeterminate									Small rim sherds with no decoration visible.	1762-1820	Miller et al 2000:12, www.jefpat.org
255.36			38		021B	6		2	4	H	Household	Ceramic	Refined Earthenware	Indeterminate		Body Sherd		Creamware	Indeterminate					w/ self				No decoration visible; two sherds mend.	1762-1820	Miller et al 2000:12
255.37			38		021B	6		2	3	H	Household	Ceramic	Refined Earthenware	Indeterminate		Base Sherd		Creamware	Indeterminate									No decoration visible; likely 3 separate vessels represented.	1762-1820	Miller et al 2000:12
255.39			38		021B	6		2	1	H	Household	Ceramic	Refined Earthenware	Flatware		Base Sherd		Creamware	Indeterminate									No decoration visible; flat base sherd with no footring remaining. Heavy use wear visible.	1762-1820	Miller et al 2000:12
255.40			38		021B	6		2	2	H	Household	Ceramic	Refined Earthenware	Plate		Rim Sherd		Creamware	Indeterminate									Not enough of rims remain to measure diameter. Sherds do not mend.	1762-1820	Miller et al 2000:12
255.4			38		021B	6		2	3	H	Household	Ceramic	Refined Earthenware	Flatware		Base Sherd		Pearlware	Indeterminate					w/ self				Two sherds mend but all three could belong to the same vessel; likely plate sherds. No decoration visible.	1775-1840	Azizi et al 1996
255.41			38		021B	6		2	3	H	Household	Ceramic	Refined Earthenware	Indeterminate		Base Sherd		Creamware	Indeterminate									No decoration visible; actual footring spalled off. Sherds do not mend but could belong to the same vessel.	1762-1820	Miller et al 2000:12
255.42			38		021B	6		2	2	H	Household	Ceramic	Refined Earthenware	Hollowware		Base/Body Sherd		Creamware	Indeterminate					w/ self				Large hollowware base sherd. Possibly part of a chamber pot base. No decoration visible.	1762-1820	Miller et al 2000:12
255.43			38		021B	6		2	5	H	Household	Ceramic	Refined Earthenware	Indeterminate		Base Sherd		Creamware	Indeterminate									No decoration visible; multiple vessels represented.	1762-1820	Miller et al 2000:12
255.44			38		021B	6		2	2	H	Household	Ceramic	Refined Earthenware	Plate		Body Sherd		Creamware	Indeterminate									Marly/cavetto sherds. Sherds do not mend; no decoration visible.	1762-1820	Miller et al 2000:12
255.45			38		021B	6		2	1	H	Household	Ceramic	Refined Earthenware	Indeterminate		Body Sherd		Whiteware	Indeterminate									No decoration visible.	1815-	Azizi et al 1996, Miller et al 2000:12
255.46			38		021B	6		2	1	H	Household	Ceramic	Refined Earthenware	Indeterminate		Body Sherd		Pearlware	Indeterminate									No decoration visible.	1775-1840	Azizi et al 1996
255.47			38		021B	6		2	1	H	Household	Ceramic	Refined Earthenware	Flatware		Rim Sherd		Pearlware	Printed		Blue	Indeterminate						Not enough of decoration remains to identify pattern.	1803-1830	www.jefpat.org
255.48			38		021B	6		2	1	H	Household	Ceramic	Refined Earthenware	Indeterminate		Rim Sherd		Pearlware	Printed		Blue	Indeterminate						Not enough of decoration remains to identify pattern.	1803-1830	www.jefpat.org
255.49			38		021B	6		2	1	H	Household	Ceramic	Refined Earthenware	Indeterminate		Body Sherd		Pearlware	Printed		Blue	Indeterminate						Not enough of decoration remains to identify pattern.	1803-1830	www.jefpat.org
255.50			38		021B	6		2	1	H	Household	Ceramic	Refined Earthenware	Indeterminate		Base Sherd		Pearlware	Printed		Blue	Indeterminate						Not enough of decoration remains to identify pattern.	1803-1830	www.jefpat.org
255.5			38		021B	6		2	2	H	Household	Ceramic	Refined Earthenware	Flatware		Base Sherd		Pearlware	Indeterminate									Flat base sherds with no footring remaining; heavy use wear on interior of bases. Probably plate sherds. Sherds do not mend. No decoration visible.	1775-1840	Azizi et al 1996
255.51			38		021B	6		2	1	H	Household	Ceramic	Porcelain	Indeterminate		Body Sherd		Porcelain, Hard Paste	Indeterminate									No decoration visible.		
255.52			38		021B	6		2	1	H	Household	Ceramic	Coarse Earthenware	Hollowware		Body Sherd		Redware	Interior Spalled									Interior spalled; exterior unglazed.		
255.53			38		021B	6		2	1	H	Household	Ceramic	Coarse Earthenware	Hollowware		Rim Sherd		Redware	Interior Spalled									Interior spalled; exterior unglazed.		Azizi et al 1996
255.54			38		021B	6		2	2	H	Household	Ceramic	Coarse Earthenware	Hollowware		Rim Sherd		Redware	Lead Glazed	Interior Spalled	Brown, Light							German-style rims with spalled interiors. Sherds do not mend but could belong to the same vessel.		Azizi et al 1996
255.55			38		021B	6		2	2	H	Household	Ceramic	Coarse Earthenware	Hollowware		Body Sherd		Redware	Lead Glazed	Exterior Spalled	Brown, Light							Sherds do not mend.		

FS	SB	Fea	TU	STP	Cxt	Strat	Hzn	AU	Count	H/P	Group	Class	Material	Object	Object Color	Part	Manufacture Technique	Ware	1st Decoration	2nd Decoration	Decoration Color	Pattern/Motif	Makers Mark	Mends	Vessel #	Common Name (Species)	Typology	Comments	Dates	Reference
255.56			38		021B	6		2	2	H	Household	Ceramic	Coarse Earthenware	Hollowware		Body Sherd		Redware	Lead Glazed	Double Glazed	Brown, Light							Sherds do not mend. Thin-bodied sherds.		
255.57			38		021B	6		2	4	H	Household	Ceramic	Coarse Earthenware	Hollowware		Body Sherd		Redware	Lead Glazed	Single Glazed	Brown, Light							Interior glazed; exterior unglazed. Multiple vessels represented.		
255.58			38		021B	6		2	1	H	Household	Ceramic	Coarse Earthenware	Hollowware		Base Sherd		Redware	Lead Glazed	Single Glazed	Brown, Light							Interior glazed; exterior unglazed.		
255.59			38		021B	6		2	1	H	Household	Ceramic	Coarse Earthenware	Hollowware		Rim Sherd		Redware	Lead Glazed	Single Glazed	Brown, Light							Rim belonging to a large hollowware.		
255.6			38		021B	6		2	1	H	Household	Ceramic	Refined Earthenware	Plate		Body Sherd		Pearlware	Indeterminate									No decoration visible; marly/cavetto sherd.	1775-1840	Azizi et al 1996
255.60			38		021B	6		2	1	H	Household	Ceramic	Coarse Earthenware	Hollowware		Body Sherd		Redware	Lead Glazed	Single Glazed	Brown, Dark							Four incised lines visible on exterior. Cannot determine if they are decoration or elaborate tie-down lines.		
255.61			38		021B	6		2	2	H	Household	Ceramic	Coarse Earthenware	Hollowware		Body Sherd		Redware	Lead Glazed	Single Glazed	Brown, Dark			w/ self				Four incised lines visible on exterior. Cannot determine if they are decoration or elaborate tie-down lines. Sherds mend.		
255.62			38		021B	6		2	2	H	Household	Ceramic	Coarse Earthenware	Hollowware		Body Sherd		Redware	Lead Glazed	Exterior Spalled	Brown, Dark							Sherds do not mend.		
255.63			38		021B	6		2	1	H	Household	Ceramic	Coarse Earthenware	Hollowware		Rim Sherd		Redware	Lead Glazed	Double Glazed	Brown, Dark							Slightly flared rim; sherd is thin-bodied.		www.sha.org/bottle/
255.64			38		021B	6		2	22	H	Household	Ceramic	Coarse Earthenware	Hollowware		Body Sherd		Redware	Lead Glazed	Single Glazed	Brown, Dark							Interior glazed; exterior unglazed. Multiple vessels represented.		
255.65			38		021B	6		2	1	H	Household	Ceramic	Coarse Earthenware	Hollowware		Base Sherd		Redware	Lead Glazed	Single Glazed	Brown							Interior glazed; exterior unglazed.		Denker & Denker 1985:54-68
255.66			38		021B	6		2	2	H	Household	Ceramic	Coarse Earthenware	Hollowware		Rim Sherd		Redware	Lead Glazed	Single Glazed	Brown							Interior glazed; exterior unglazed. German-style rims that do not mend but could belong to the same vessel.		
255.67			38		021B	6		2	39	H	Household	Ceramic	Coarse Earthenware	Hollowware		Body Sherd		Redware	Lead Glazed	Single Glazed	Brown							Interior glazed; exterior unglazed; multiple vessels represented. Some sherds have tie-down lines visible on their exteriors.		
255.68			38		021B	6		2	1	H	Household	Ceramic	Coarse Earthenware	Hollowware		Body Sherd		Redware	Lead Glazed	Single Glazed	Brown							Interior glazed; exterior unglazed. White staining on interior.		
255.69			38		021B	6		2	1	H	Household	Ceramic	Coarse Earthenware	Hollowware		Body Sherd		Redware	Lead Glazed	Incised	Brown							Interior glazed; exterior unglazed. Two bands of 3 incised parallel lines visible, with one wavy incised line between them.		
255.7			38		021B	6		2	3	H	Household	Ceramic	Refined Earthenware	Flatware		Body Sherd		Pearlware	Indeterminate									Marly/cavetto sherds; likely plate sherds. No decoration visible, sherds do not mend.	1775-1840	Azizi et al 1996
255.71			38		021B	6		2	1	H	Household	Ceramic	Coarse Earthenware	Hollowware		Rim Sherd		Redware	Slip Decorated	Single Glazed	White	Trailed Slip						Probably a pan/dish; German-style rim. One straight white slip line visible on top of interior rim.		
255.72			38		021B	6		2	1	H	Household	Ceramic	Coarse Earthenware	Hollowware		Base/Body Sherd		Redware	Slip Decorated	Single Glazed	White, Dark Brown, & Green	Trailed Slip						Combination of straight and wavy slip lines visible.		
255.73			38		021B	6		2	1	H	Household	Ceramic	Coarse Earthenware	Dish		Rim Sherd		Redware	Slip Decorated	Single Glazed	Green & White	Trailed Slip						German-style coggled rim. One straight white slip line visible on top of rim, one wavy green slip line is under it, and there is a partially visible straight white slip line under that.	-1870	
255.74			38		021B	6		2	1	H	Household	Ceramic	Coarse Earthenware	Dish		Body/Rim Sherd		Redware	Slip Decorated	Single Glazed	Green, Yellow & Dark Brown	Trailed Slip						German-style coggled rim. One straight green slip line visible on top of rim, one yellow and one brown wavy slip line appear under it, and there are two more straight green slip lines under that.	-1870	
255.75			38		021B	6		2	1	H	Household	Ceramic	Coarse Earthenware	Hollowware		Body/Rim Sherd		Redware	Slip Decorated	Single Glazed	Green, White & Dark Brown	Trailed Slip						Probably a pan/dish. German-style rim with a small amount of green, white, and dark brown wavy slip lines visible. Sherds do not mend but could belong to the same vessel.		
255.77			38		021B	6		2	1	H	Household	Ceramic	Coarse Earthenware	Hollowware		Rim Sherd		Redware	Slip Decorated	Single Glazed	Yellow & Green	Trailed Slip						Probably a dish/pan with a German-style rim; one wavy yellow slip line visible as well as a very small amount of a green slip line.		
255.78			38		021B	6		2	1	H	Household	Ceramic	Coarse Earthenware	Hollowware		Rim Sherd		Redware	Slip Decorated	Single Glazed	Yellow	Trailed Slip						Likely a large pan/dish. One straight yellow slip line visible on rim with a small amount of another yellow slip line visible under it.		
255.8			38		021B	6		2	2	H	Household	Ceramic	Refined Earthenware	Indeterminate		Base Sherd		Pearlware	Indeterminate									Either hollowwares or saucers. No decoration visible; separate vessels represented.	1775-1840	Azizi et al 1996, Wells 2000:324-326
255.80			38		021B	6		2	2	H	Household	Ceramic	Coarse Earthenware	Hollowware		Body Sherd		Redware	Lead Glazed	Double Glazed	Brown & Dark Green							Brown glazed interior; dark green glazed/slipped exterior. Separate vessels represented.		
255.81			38		021B	6		2	1	H	Household	Ceramic	Coarse Earthenware	Hollowware		Body Sherd		Redware	Lead Glazed	Double Glazed	Brown, Light & Light Green							Interior is light brown glazed (almost yellow); exterior is covered in a light greenish/tan glaze/slip.		
255.82			38		021B	6		2	11	H	Household	Ceramic	Coarse Earthenware	Hollowware		Base/Body/Rim Sherd		Redware	Lead Glazed	Single Glazed	White & Dark Brown	Trailed Slip						Likely a pan/dish or bowl.. Only 3 sherds mend but all 11 likely belong to the same vessel. Straight white and dark brown slip lines visible on each sherd. Obvious use wear on interior of base.		
255.83			38		021B	6		2	1	H	Household	Ceramic	Coarse Earthenware	Hollowware		Body Sherd		Redware	Lead Glazed	Double Glazed	Brown & Light Green							Interior is brown glazed. Exterior looks like it was covered in white glaze/slip and green was put on top of it.		
255.84			38		021B	6		2	2	H	Household	Ceramic	Coarse Earthenware	Hollowware		Body Sherd		Redware	Slip Decorated	Single Glazed	White	Trailed Slip						Straight white slip lines visible on both sherds. Separate vessels represented.		
255.85			38		021B	6		2	1	H	Household	Ceramic	Coarse Earthenware	Hollowware		Body Sherd		Redware	Slip Decorated	Single Glazed	Green, Dark Brown, & White	Trailed Slip						Combination of wavy & straight slip lines; probably would have created a pattern on the vessel but not enough of the decoration remains to determine what it was.		
255.86			38		021B	6		2	1	H	Household	Ceramic	Coarse Earthenware	Hollowware		Body Sherd		Redware	Slip Decorated	Single Glazed	Green	Trailed Slip						Green slip is visible but severely degraded.		
255.87			38		021B	6		2	1	H	Household	Ceramic	Coarse Earthenware	Hollowware		Body Sherd		Redware	Slip Decorated	Single Glazed	Yellow & Dark Brown	Trailed Slip						Fragments of yellow and dark brown wavy slip lines visible.		
255.88			38		021B	6		2	1	H	Household	Ceramic	Coarse Earthenware	Hollowware		Body Sherd		Redware	Slip Decorated	Single Glazed	Green & Yellow	Trailed Slip						Fragments of yellow (3) and green (1) wavy slip lines visible.		
255.89			38		021B	6		2	1	H	Household	Ceramic	Coarse Earthenware	Hollowware		Body Sherd		Redware	Slip Decorated	Single Glazed	Green & White	Trailed Slip						Fragment of dark green glaze/slip with white slip on top of it is visible on interior of sherd.		
255.9			38		021B	6		2	1	H	Household	Ceramic	Refined Earthenware	Indeterminate		Base Sherd		Pearlware	Indeterminate									Footring spalled off; no decoration visible.	1775-1840	Azizi et al 1996
255.90			38		021B	6		2	1	H	Household	Ceramic	Coarse Earthenware	Hollowware		Body Sherd		Redware	Indeterminate									Very burned/charred. Exterior is unglazed. Interior was likely glazed but is now too burned to say for sure.		
255.91			38		021B	6		2	1	H	Architectural	Ceramic	Coarse Earthenware	Brick, Fragment	Red														Wells 2000:324-326
255.92			38		021B	6		2	3	H	Architectural	Other	Composite	Mortar	White	Fragment													
255.93			38		021B	6		2	2	H	Architectural	Glass	Common Glass	Window Glass	Aqua	Fragment													
255.94			38		021B	6		2	8	H	Architectural	Glass	Common Glass	Window Glass	Aqua	Fragment											Heavily patinated.		
255.95			38		021B	6		2	1	H	Household	Glass	Common Glass	Container Glass	Aqua	Body Sherd	Indeterminate										Heavily patinated curved sherd. Likely part of a bottle or jar.		
255.96			38		021B	6		2	1	H	Household	Glass	Common Glass	Container Glass	Aqua	Body Sherd	Indeterminate										Slightly curved sherd; likely belonging to a small bottle. Heavily patinated.		
255.97			38		021B	6		2	3	H	Household	Glass	Common Glass	Container Glass	Olive	Body Sherd	Indeterminate										Probably bottle glass.		

FS	SB	Fea	TU	STP	Cxt	Strat	Hzn	AU	Count	H/P	Group	Class	Material	Object	Object Color	Part	Manufacture Technique	Ware	1st Decoration	2nd Decoration	Decoration Color	Pattern/Motif	Makers Mark	Mends	Vessel #	Common Name (Species)	Typology	Comments	Dates	Reference
255.98			38		021B	6		2	5	O	Food Related	Fauna	Shell	Shell Hinge												Oyster				
255.99			38		021B	6		2	0	O	Food Related	Fauna	Shell	Shell Fragment												Oyster		Count = 2		
256.10			38		16	7		2	3	H	Household	Ceramic	Refined Earthenware	Indeterminate		Rim Sherd		Creamware	Indeterminate									sherds from multiple vessels	1762-1820	Miller et al 2000:12, Miller et al 2000:13
256.1			38		16	7		2	4	O	Indeterminate	Fauna	Bone	Bone		Fragment										Unidentified Mammal		no butcher marks		
256.1022			38		16	7		2	2	H	Household	Ceramic	Coarse Earthenware	Jar		Body/Rim Sherd		Redware	Lead Glazed	Single Glazed	Brown			w/ 256, 88, 106, 113, 73, 72	C-0022			Jar with mat brown glaze on interior. Collared rim.		
256.1039			38		16	7		2	1	H	Household	Ceramic	Coarse Earthenware	Hollowware		Base/Body Sherd		Redware	Slip Decorated	Single Glazed	yellow, Light Brown	Trailed Slip		Mends w/ 99.1039	C-0039			Light brown glazed base and body vessel with yellow glaze band and swirled yellow glaze on interior of base.		
256.1049			38		16	7		2	1	H	Household	Ceramic	Coarse Earthenware	Pan		Body/Rim Sherd		Redware	Slip Decorated	Single Glazed	Yellow	Trailed Slip		w/ 246	C-0049			On the wide rim (could be called a marley) is "1774" & dots in light slip. Other rim sherd looks like it says "...Hedze...". Edge of the wedge shaped rim rises above the marley/rim but is not guttered.	-1870	
256.1063			38		16	7		2	2	H	Medical	Ceramic	Refined Earthenware	Ointment Pot		Almost Complete		Tin Glazed	Undecorated					w self, 255	C-0063			Bulbous body with a flared rim. Matches #4 in Hume 1969:205.	1690-1800	Hume 1969:205
256.11			38		16	7		2	1	H	Household	Ceramic	Refined Earthenware	Plate		Rim Sherd		Creamware	Molded Pattern			Indeterminate						scalloped rims from 2 vessels	1762-1820	Miller et al 2000:12, Miller et al 2000:13
256.12			38		16	7		2	2	H	Household	Ceramic	Refined Earthenware	Plate		Rim Sherd		Pearlware	Molded Pattern	Painted	Blue	Shell Edge, Even Scalloped, Curved Lines						sherds mend	1800-1840	www.jefpat.org
256.13			38		16	7		2	5	H	Household	Ceramic	Coarse Earthenware	Indeterminate		Body Sherd		Redware	Slip Decorated	Single Glazed	Yellow	Trailed Slip						sherds from multiple vessels	-1870	
256.14			38		16	7		2	1	H	Household	Ceramic	Coarse Earthenware	Indeterminate		Body Sherd		Redware	Slip Decorated	Single Glazed	Yellow, Green	Trailed Slip						sherd with yellow and green slip decoration	-1870	
256.17			38		16	7		2	3	H	Household	Ceramic	Coarse Earthenware	Indeterminate		Body Sherd		Redware	Lead Glazed	Single Glazed	Mottled							mottled brown glaze, sherds from the same vessel		Wells 2000:324-326
256.18			38		16	7		2	5	H	Household	Ceramic	Coarse Earthenware	Indeterminate		Body Sherd		Redware	Lead Glazed	Single Glazed	Brown							sherds from multiple vessels		
256.19			38		16	7		2	2	H	Household	Ceramic	Coarse Earthenware	Indeterminate		Body Sherd		Redware	Lead Glazed	Single Glazed	Brown							dull brown glaze, probably same vessel as FS256.20, two sherds mend		
256.2			38		16	7		2	1	O	Food Related	Fauna	Shell	Shell Fragment												Oyster				
256.21			38		16	7		2	1	H	Household	Ceramic	Coarse Earthenware	Hollowware		Rim Sherd		Redware	Lead Glazed	Single Glazed	Brown, Dark							German style rim, molded ridge on the exterior about one inch below the rim edge		
256.22			38		16	7		2	1	H	Household	Ceramic	Coarse Earthenware	Hollowware	Buff	Body Sherd		Unidentified Coarse Earthenware	Lead Glazed	Single Glazed	Brown							dull brown pitted glaze on the exterior, interior is unglazed		Miller et al 2000:13
256.23			38		16	7		2	3	H	Architectural	Metal	Iron	Nail		Fragment	Indeterminate											rusted nail fragments		
256.24			38		16	7		2	1	H	Household	Ceramic	Refined Earthenware	Plate		Rim Sherd		Creamware	Molded Pattern			Indeterminate						scalloped rim	1762-1820	Miller et al 2000:12, Azizi et al 1996
256.3			38		16	7		2	3	H	Architectural	Glass	Common Glass	Window Glass	Aqua	Fragment														
256.4			38		16	7		2	1	H	Household	Glass	Common Glass	Container Glass	Aqua	Body Sherd	Mold Blown, Indeterminate											heavily patinated		
256.6			38		16	7		2	3	H	Household	Ceramic	Refined Earthenware	Indeterminate		Body Sherd		Pearlware	Indeterminate										1775-1840	Azizi et al 1996
256.7			38		16	7		2	1	H	Household	Ceramic	Refined Earthenware	Saucer		Rim Sherd		Pearlware	Painted		Brown	Indeterminate						brown painted line around the interior rim edge	1795-1830	Miller et al 2000:12, Miller et al 2000:13
256.8			38		16	7		2	1	H	Household	Ceramic	Refined Earthenware	Indeterminate		Rim Sherd		Pearlware	China Glaze, Painted		Blue	Indeterminate						cross hatched border pattern on the interior rim	1775-1810	Miller et al 2000:12
256.9			38		16	7		2	15	H	Household	Ceramic	Refined Earthenware	Indeterminate		Body Sherd		Creamware	Indeterminate									sherds from multiple vessels	1762-1820	Miller et al 2000:12, Miller et al 2000:13
257.1		15	39		71	4			7	H	Architectural	Glass	Common Glass	Window Glass	Aqua	Fragment												Small fragments		www.jefpat.org
257.2		15	39		71	4			1	H	Household	Glass	Lead	Indeterminate	Colorless	Body Sherd	Indeterminate											Small curved sherd		
257.3		15	39		71	4			1	H	Personal	Metal	Copper Alloy	Button		Complete	Cast											Shallow domed button with shank back. Slightly greening due to corrosion. Dome is pushed in a little		Miller et al 2000:12
257.4		15	39		71	4			3	H	Architectural	Other	Composite	Tile, Roofing	Black	Fragment												Fragments of modern asphalt roof tile		Miller et al 2000:13
257.5		15	39		71	4			3	O	Indeterminate	Fauna	Bone	Bone		Complete										Unidentified Mammal		Complete bones from a smaller mammal.		Miller et al 2000:12
257.6		15	39		71	4			2	O	Indeterminate	Fauna	Bone	Bone		Fragment										Unidentified Mammal		Bones from a smaller mammal.		Miller et al 2000:13
257.7		15	39		71	4			1	O	Indeterminate	Fauna	Bone	Bone		Fragment										Unidentified Mammal		Part of what looks like a large rib. Possible light cut mark on one side.		Azizi et al 1996
258.1			28		4	4			1	H	Household	Ceramic	Coarse Earthenware	Indeterminate		Body Sherd		Redware	Lead Glazed	Single Glazed	Brown									
258.2			28		4	4			1	H	Architectural	Metal	Iron	Nail		Fragment	Square											shaft fragment		Miller et al 2000:12
259.1		13	21		69	6			1	H	Architectural	Glass	Common Glass	Window Glass	Aqua	Fragment												Small fragment		Azizi et al 1996
259.2		13	21		69	6			3	H	Household	Ceramic	Coarse Earthenware	Hollowware		Body Sherd		Redware	Lead Glazed	Single Glazed	Brown							Small sherds glazed on the interior. Possibly multiple vessels represented		
259.3		13	21		69	6			1	O	Fuel	Flora	Wood	Charcoal Fragment	Black													Tiny fragment		Azizi et al 1996
259.4		13	21		69	6			1	H	Architectural	Metal	Iron	Nail		Fragment	Indeterminate											Heavily rusted/corroded.		Azizi et al 1996
260.1			43		67	5			1	H	Architectural	Metal	Iron	Nail		Fragment	Square											rusted fragment		Denker & Denker 1985:54-68
261.1			43		67	4			1	H	Household	Ceramic	Coarse Earthenware	Hollowware		Body Sherd		Redware	Lead Glazed	Single Glazed	Brown/Red, Light							Small sherd glazed on the interior.		Miller et al 2000:13
261.2			43		67	4			1	H	Household	Ceramic	Coarse Earthenware	Hollowware		Body Sherd		Redware	Slip Decorated	Single Glazed	Yellow	Trailed Slip						Small sherd with a single band of slip visible on interior. Light brown/red background		Azizi et al 1996
261.3			43		67	4			8	H	Architectural	Other	Composite	Mortar		Fragment												Two large samples and some smaller samples probably fallen off the other two. Very chunky composite material. Large pebbles and small pebbles throughout.		
261.4			43		67	4			1	H	Architectural	Metal	Iron	Nail		Complete	Cut											Nail doesn't appear to be hand headed, but is rusted enough to make it hard to confirm the type of machine cut. Wider date given	1810-	Wells 2000:324-326, Miller et al 2000:13
262.1			43		14	2			1	H	Household	Ceramic	Coarse Earthenware	Hollowware		Base Sherd		Redware	Lead Glazed	Single Glazed	Brown							Small sherd glazed on the interior.		
262.2			43		14	2			6	H	Household	Ceramic	Refined Earthenware	Plate		Body/Rim Sherd		White Granite	Undecorated					w/self				Mended sherds. Somewhat weathered.	1840-1930	www.jefpat.org
262.3			43		14	2			1	H	Household	Ceramic	Refined Earthenware	Hollowware		Body Sherd		Whiteware	Indeterminate									Tiny sherd. No visible decorations	1815-	Azizi et al 1996
262.4			43		14	2			2	H	Architectural	Other	Composite	Mortar		Fragment												Large fragments		

FS	SB	Fea	TU	STP	Cxt	Strat	Hzn	AU	Count	H/P	Group	Class	Material	Object	Object Color	Part	Manufacture Technique	Ware	1st Decoration	2nd Decoration	Decoration Color	Pattern/Motif	Makers Mark	Mends	Vessel #	Common Name (Species)	Typology	Comments	Dates	Reference
262.5			43		14	2			2	O	Food Related	Fauna	Bone	Bone		Fragment										Unidentified Mammal		One looks like it might be part of a jaw. The other appears to maybe have a couple cut marks		
262.6			43		14	2			1	O	Indeterminate	Fauna	Bone	Tooth		Almost Complete										Pig		Pig/Boar tusk		
262.7			43		14	2			2	O	Indeterminate	Fauna	Bone	Tooth		Almost Complete										Unidentified Mammal		Long teeth. Possibly large rodent.		
262.8			43		14	2			4	H	Architectural	Metal	Iron	Nail		Almost Complete	Indeterminate											Heavily rusted.		
262.9			43		14	2			1	H	Indeterminate	Metal	Iron	Indeterminate		Fragment	Indeterminate											Tiny flat piece of metal with a quarter of it folded. Might be part of a rim, but its too tiny to confirm.		
263.1	A								3	H	Household	Ceramic	Coarse Earthenware	Hollowware		Body Sherd		Redware	Lead Glazed	Single Glazed	Brown							Small sherds. Glazed on the interior. Multiple vessels represented.		
263.2	A								1	H	Household	Ceramic	Coarse Earthenware	Hollowware		Body Sherd		Redware	Lead Glazed	Single Glazed	Brown, Dark							Small thin sherd glazed on the interior.		
263.3	A								1	H	Household	Ceramic	Coarse Earthenware	Hollowware		Body Sherd		Redware	Lead Glazed	Single Glazed	Brown, Dark							Sherd glazed on the interior. Four incised tie down lines on the exterior.		
263.4	A								1	H	Household	Ceramic	Coarse Earthenware	Hollowware		Body/Rim Sherd		Redware	Lead Glazed	Single Glazed	Brown, Dark							Sherd glazed on the interior. Rim seems on the straight side. Maybe a jar.		Azizi et al 1996
263.5	A								1	H	Household	Ceramic	Coarse Earthenware	Hollowware		Body Sherd		Redware	Lead Glazed	Single Glazed	Brown/Red							Small sherd glazed on the interior.		Azizi et al 1996
263.6	A								1	H	Household	Ceramic	Coarse Earthenware	Hollowware		Rim Sherd		Redware	Lead Glazed	Single Glazed	Brown, Dark							External part of a rim. Only a little bit of decoration visible.		
263.7	A								1	H	Household	Ceramic	Coarse Earthenware	Hollowware		Rim Sherd		Redware	Slip Decorated	Single Glazed	Green	Trailed Slip						Small sherd of a broken off rim with a wavy line of slip on the interior.		
263.8	A								1	H	Household	Ceramic	Refined Earthenware	Hollowware		Body/Rim Sherd		White Granite	Indeterminate									Small sherd with a fair amount of spalling on exterior. No visible decorations.	1840-1930	www.jefpat.org
264.1			21		67	4			1	O	Indeterminate	Fauna	Bone	Bone		Fragment										Unidentified Mammal		fragment of a large rib, no butcher marks		
264.2			21		67	4			3	O	Indeterminate	Fauna	Bone	Bone		Fragment										Unidentified Mammal		small fragments		
265.1			21		35	3			2	H	Household	Ceramic	Coarse Earthenware	Hollowware		Body Sherd		Redware	Lead Glazed	Single Glazed	Brown, Light							Small sherds decorated on the interior. Possibly multiple vessels represented.		
265.10			21		35	3			3	H	Architectural	Metal	Iron	Nail		Almost Complete	Indeterminate											Heavily rusted/corroded.		
265.2			21		35	3			2	H	Household	Ceramic	Coarse Earthenware	Hollowware		Body Sherd		Redware	Lead Glazed	Single Glazed	Brown/Red							Small sherds decorated on the interior. Variation in thicknesses. Probably multiple vessels represented.		
265.3			21		35	3			1	H	Household	Ceramic	Coarse Earthenware	Hollowware		Body Sherd		Redware	Lead Glazed	Single Glazed	Brown/Red							Small sherd with incised tie down line on exterior. Interior glaze has a bit of a shimmery sheen to it.		Wells 2000:321-322
265.4			21		35	3			1	H	Household	Ceramic	Coarse Earthenware	Hollowware		Body Sherd		Redware	Lead Glazed	Single Glazed	Brown, Light							Small sherd with incised tie down line on exterior. Interior glazed.		
265.5			21		35	3			1	H	Household	Ceramic	Coarse Earthenware	Hollowware		Body Sherd		Redware	Lead Glazed	Double Glazed	Brown/Red & Green, Light							Tiny sherd with brown/red interior and a light mint green color on exterior.		
265.6			21		35	3			1	H	Household	Ceramic	Coarse Earthenware	Hollowware		Base Sherd		Redware	Slip Decorated	Single Glazed	White	Indeterminate						Tiny sherd glazed on the interior with dark brown color and part of a little line of what most likely is white slip. Possibly trailed, but cannot confirm base on sherd. No glaze on exterior.		Wells 2000:324-326
265.7			21		35	3			1	H	Household	Ceramic	Refined Earthenware	Hollowware		Body Sherd		Whiteware	Indeterminate									Tiny sherd. No visible decorations	1815-	Azizi et al 1996
265.8			21		35	3			1	O	Fuel	Flora	Wood	Charcoal Fragment	Black													Small fragment		
265.9			21		35	3			1	O	Food Related	Fauna	Bone	Bone		Fragment										Unidentified Mammal		Small fragment. Appears to have a few knife marks on one side.		
266.10			43		13	1		1	1	H	Architectural	Metal	Iron	Nail		Complete	Wire											flat head	1885-	Wells 2000:326-327
266.1			43		13	1		1	1	O	Indeterminate	Fauna	Bone	Bone		Fragment										Unidentified Mammal				Azizi et al 1996
266.11			43		13	1		1	1	H	Hardware	Metal	Iron	Bracket		Almost Complete	Indeterminate											threaded post with an open ended hoop		Miller et al 2000:12
266.12			43		13	1		1	1	H	Indeterminate	Metal	Iron	Indeterminate		Fragment												metal rod/post with a triangle shaped flat metal fragment, thick white plastic or paint coats part of the object		www.jefpat.org
266.2			43		13	1		1	1	H	Household	Glass	Common Glass	Container Glass	Aqua	Body Sherd	Mold Blown, Indeterminate													Azizi et al 1996
266.3			43		13	1		1	1	H	Household	Glass	Milk Glass	Lid Liner	White, Opaque	Rim Sherd	Pressed		Embossed			Lettering						embossed "...FRUIT JA..."	1869-	Miller et al 2000:8
266.4			43		13	1		1	3	H	Household	Ceramic	Coarse Earthenware	Indeterminate		Body Sherd		Redware	Lead Glazed	Single Glazed	Brown							sherds from multiple vessels		
266.5			43		13	1		1	1	H	Household	Ceramic	Coarse Earthenware	Indeterminate		Body Sherd		Redware	Slip Decorated	Single Glazed	Yellow	Trailed Slip						two thin parallel yellow lines	-1870	Azizi et al 1996
266.6			43		13	1		1	1	H	Household	Ceramic	Coarse Earthenware	Pan/Dish		Rim Sherd		Redware	Slip Decorated	Single Glazed	Yellow, Green	Trailed Slip						small sherd with a coggled rim	-1870	
266.7			43		13	1		1	1	H	Arms	Metal	Metal & Other	Cartridge Case		Complete												9mm fx Simuniton/training bullet with white plastic piece inside, "9mm 00 IVI" around the base of the bullet Http://firearmshistory.blogspot.com/2013/05/what-is-simunition.html	1980-	See Comments, Azizi et al 1996
266.8			43		13	1		1	1	H	Indeterminate	Metal	Iron	Indeterminate		Fragment												long angled iron object		Azizi et al 1996
266.9			43		13	1		1	5	H	Architectural	Metal	Iron	Nail		Complete	Cut											machine headed nails	1830-1890	Wells 2000:324-326
267.10		16			13			1	1	H	Indeterminate	Metal	Iron	Indeterminate		Complete												flat square shaped iron object with two square holes, 3" square		Miller et al 2000:13
267.1		16			13			1	3	O	Indeterminate	Fauna	Bone	Bone		Fragment										Unidentified Mammal		small fragments		
267.1004		16			13			1	1	H	Household	Ceramic	Coarse Earthenware	Milk Pan		Complete		Redware	Lead Glazed	Single Glazed	Brown		Mends w/ self & 356, 346, 249	C-0004				Milk pan with brown glaze on the interior. The top of the milk glaze has a dark brown glaze and the middle and bottom have a medium brown color.		
267.11		16			13			1	1	H	Architectural	Metal	Iron	Nail		Complete	Cut											machine head	1830-1890	Wells 2000:324-326, www.jefpat.org
267.2		16			13			1	1	H	Household	Glass	Milk Glass	Lid Liner	White, Opaque	Rim Sherd	Pressed		Embossed			Lettering						embossed "...GENU..."	1869-	Miller et al 2000:8, Miller et al 2000:13
267.3		16			13			1	2	H	Household	Ceramic	Refined Earthenware	Flatware		Base Sherd		Whiteware	Indeterminate									sherds mend, no decoration present, crazed	1815-2017	Azizi et al 1996
267.4		16			13			1	1	H	Household	Ceramic	Refined Earthenware	Hollowware		Body Sherd		Whiteware	Printed		Red	Floral						printed on the exterior surface	1829-1915	www.jefpat.org
267.5		16			13			1	1	H	Household	Ceramic	Coarse Earthenware	Hollowware		Body Sherd		Redware	Slip Decorated	Double Glazed	Yellow, Green	Indeterminate						yellow and green slip on the exterior, yellow and brown slip on the interior surface	-1870	
267.6		16			13			1	1	H	Household	Ceramic	Coarse Earthenware	Hollowware		Body Sherd		Redware	Lead Glazed	Double Glazed	Brown									Azizi et al 1996
267.7		16			13			1	1	H	Household	Ceramic	Coarse Earthenware	Hollowware		Base Sherd		Redware	Lead Glazed	Single Glazed	Brown							flat bottom vessel		
267.9		16			13			1	1	H	Architectural	Ceramic	Coarse Earthenware	Pipe, Sewer/Water		Body Sherd		Red Bodied	Unglazed											www.jefpat.org
268.10			29		16	4		2	3	H	Household	Ceramic	Coarse Earthenware	Hollowware		Body Sherd		Redware	Slip Decorated	Single Glazed	Yellow	Trailed Slip						Sherds mend. Yellow trailed slip decoration on exterior. Interior unglazed.		Miller et al 2000:13

FS	SB	Fea	TU	STP	Cxt	Strat	Hzn	AU	Count	H/P	Group	Class	Material	Object	Object Color	Part	Manufacture Technique	Ware	1st Decoration	2nd Decoration	Decoration Color	Pattern/Motif	Makers Mark	Mends	Vessel #	Common Name (Species)	Typology	Comments	Dates	Reference
268.1			29		16	4		2	1	P	Core	Lithic	Quartz	Tested Cobble	White	Fragment												Small quartz core fragment exhibiting two unidirectional flake removals.		
268.2			29		16	4		2	2	P	Debitage	Lithic	Quartz	Shatter	White	Fragment												Flakes potentially produced from bipolar reduction, but incidental contact with a plow cannot be ruled out.		
268.3			29		16	4		2	1	H	Architectural	Glass	Common Glass	Window Glass	Aqua	Fragment														
268.4			29		16	4		2	3	H	Architectural	Metal	Iron	Nail		Fragment	Cut													www.jefpat.org
268.5			29		16	4		2	1	H	Personal	Metal	Copper Alloy	Shoe Buckle		Fragment												Frame fragment to a shoe buckle. Hole present for chape.		www.jefpat.org
268.6			29		16	4		2	3	O	Indeterminate	Fauna	Bone	Bone		Fragment										Indeterminate				Azizi et al 1996
268.7			29		16	4		2	6	O	Indeterminate	Fauna	Bone	Bone		Fragment										Unidentified Mammal				
268.8			29		16	4		2	2	H	Household	Ceramic	Coarse Earthenware	Indeterminate		Body Sherd		Redware	Lead Glazed	Single Glazed	Brown							Two vessels represented.		
268.9			29		16	4		2	1	H	Household	Ceramic	Coarse Earthenware	Indeterminate		Body Sherd		Redware	Slip Decorated	Exterior Spalled	Black	Indeterminate						Black slip on interior. Exterior spalled.		
269.1		14	5		70	10			1	H	Architectural	Glass	Common Glass	Window Glass	Aqua	Fragment														Azizi et al 1996
269.2		14	5		70	10			1	H	Architectural	Other	Composite	Mortar	Gray	Fragment												with flat white plastered surface		Azizi et al 1996
269.3		14	5		70	10			1	H	Personal	Fauna	Bone	Button		Complete												flat button with a single center hole		
270.1			5		39	3		3	3	H	Architectural	Glass	Common Glass	Window Glass	Aqua	Fragment												Small fragments		
270.2			5		39	3		3	1	H	Household	Glass	Common Glass	Container Glass	Aqua, Dark	Body Sherd	Indeterminate											Small curved fragment. Probably closer to the neck.		
270.3			5		39	3		3	1	H	Household	Ceramic	Coarse Earthenware	Hollowware		Base Sherd		Redware	Lead Glazed	Single Glazed	Brown, Dark							Tiny sherd glazed on the interior. Sherd has a finer grain redware body.		
270.4			5		39	3		3	1	H	Household	Ceramic	Coarse Earthenware	Hollowware		Body Sherd		Redware	Lead Glazed	Interior Spalled	Brown							Small sherd.		
270.5			5		39	3		3	4	H	Architectural	Other	Composite	Plaster		Fragment												Small fragments		
270.6			5		39	3		3	1	H	Architectural	Other	Composite	Mortar		Fragment												Small fragment		
270.7			5		39	3		3	1	O	Indeterminate	Fauna	Bone	Bone		Fragment										Unidentified Mammal		Small fragment broken off on one end.		
270.8			5		39	3		3	1	O	Indeterminate	Fauna	Bone	Bone		Complete										Rodentia		Complete side of probably a squirrel or rat mandible with teeth and all.		
270.9			5		39	3		3	3	H	Architectural	Metal	Iron	Nail		Fragment	Indeterminate											Heavily rusted/corroded fragments.		
271.1			5		41	7		3	1	H	Architectural	Metal	Iron	Nail		Fragment	Indeterminate											Small fragment. Heavily rusted/corroded.		
272.1			5		67	6			1	H	Architectural	Lithic	Slate	Building Material	Gray	Fragment												flat fragment		Miller et al 2000:12
272.2			5		67	6			2	H	Household	Ceramic	Coarse Earthenware	Hollowware		Body Sherd		Redware	Lead Glazed	Interior Spalled	Brown							sherds mend		
272.3			5		67	6			2	H	Architectural	Glass	Common Glass	Window Glass	Aqua	Fragment												patinated		
272.4			5		67	6			1	H	Household	Glass	Common Glass	Container Glass	Aqua	Body Sherd	Mold Blown, Indeterminate											thin curved sherd, patinated		
273.1			5		67	6			1	P	Debitage	Lithic	Chalcedony	Early Reduction Flake	Gray, Light	Complete												Flat striking platform		
273.2			5		67	6			1	H	Architectural	Glass	Common Glass	Window Glass	Aqua	Fragment														
273.3			5		67	6			3	H	Architectural	Other	Composite	Mortar	Gray	Fragment												mortar with white plaster		Wells 2000:324-326
273.4			5		67	6			4	O	Indeterminate	Fauna	Bone	Bone		Fragment										Unidentified Mammal		no butcher marks		
273.5			5		67	6			5	H	Household	Ceramic	Refined Earthenware	Indeterminate		Body Sherd		Whiteware	Exterior Spalled										1815-2017	Azizi et al 1996
273.6			5		67	6			1	H	Household	Ceramic	Coarse Earthenware	Indeterminate		Body Sherd		Redware	Lead Glazed	Exterior Spalled	Brown									
273.7			5		67	6			1	H	Architectural	Lithic	Slate	Building Material	Gray	Fragment												flat fragment		
273.8			5		67	6			4	H	Architectural	Metal	Iron	Nail		Complete	Cut											machine heads	1830-1890	Wells 2000:324-326
274.1	H	97			159				1	H	Architectural	Metal	Iron	Nail		Complete	Cut											machine head	1830-1890	Wells 2000:324-326
275.1	D	46			106				1	H	Architectural	Glass	Common Glass	Window Glass	Aqua	Fragment														
275.2	D	46			106				1	H	Architectural	Metal	Iron	Nail		Complete	Cut											bent, machine head	1830-1890	Wells 2000:324-326
275.3	D	46			106				1	H	Household	Ceramic	Refined Earthenware	Plate		Rim Sherd		Whiteware	Molded Pattern	Painted	Blue	Shell Edge, Unscalloped, Impressed Repetitive						impressed pattern	1840-1870	www.jefpat.org
276.1	D	47			107				1	P	Tool	Lithic	Rhyolite	Projectile Point	Gray-Tan	Complete											Susquehanna Broadspear (15.5 g)	Susquehanna Broadspear (expanding stem) exhibiting distal impact fracture and a ground hafting element. Point also displays heavy weathering on one face (side exposed to the elements after discard).	Transitional Archaic	
277.1	H	98			160				1	H	Architectural	Metal	Iron	Nail		Fragment	Indeterminate													Miller et al 2000:12
277.2	H	98			160				1	H	Household	Glass	Non-Lead Glass	Container Glass	Colorless	Body Sherd	Mold Blown, Indeterminate													
277.3	H	98			160				1	H	Household	Ceramic	Refined Earthenware	Indeterminate		Body Sherd		Whiteware	Painted	Interior Spalled	Blue	Floral						exterior surface has a painted decoration, interior surface spalled	1815-2017	Azizi et al 1996
277.4	H	98			160				2	H	Household	Ceramic	Coarse Earthenware	Indeterminate		Body Sherd		Redware	Lead Glazed	Single Glazed	Brown									
277.5	H	98			160				1	H	Household	Ceramic	Coarse Earthenware	Indeterminate		Body Sherd		Redware	Lead Glazed	Exterior Spalled	Brown									
278.1	H	56			116				1	H	Household	Ceramic	Coarse Earthenware	Indeterminate		Body Sherd		Redware	Lead Glazed	Exterior Spalled	Brown									
279.1	H	56			116				2	H	Indeterminate	Metal	Iron	Indeterminate		Fragment												flat rusted fragments		
279.2	H	56			116				2	H	Household	Ceramic	Coarse Earthenware	Indeterminate		Body Sherd		Redware	Lead Glazed	Single Glazed	Brown							sherds from multiple vessels		Miller et al 2000:12
279.3	H	56			116				1	H	Household	Ceramic	Refined Earthenware	Indeterminate		Body Sherd		Whiteware	Flow Painted		Blue	Indeterminate						painted on the interior surface	1835-1925	Snyder 1992
279.4	H	56			116				1	H	Household	Ceramic	Refined Earthenware	Indeterminate		Body Sherd		Pearlware	Indeterminate	Exterior Spalled									1775-1840	Azizi et al 1996
279.5	H	56			116				1	H	Household	Ceramic	Refined Earthenware	Indeterminate		Body Sherd		Whiteware	Printed	Exterior Spalled	Black	Indeterminate							1815-1915	Azizi et al 1996, Denker & Denker 1985:54-68
279.6	H	56			116				1	H	Household	Ceramic	Refined Earthenware	Indeterminate		Body Sherd		Whiteware	Dipt	Interior Spalled	Brown, Tan	Banded							1815-1920	Azizi et al 1996
280.1			46		13	1		1	0	O	Food Related	Fauna	Shell	Shell Fragment												Oyster		Two shell fragments		
280.10			46		13	1		1	1	H	Architectural	Metal	Iron	Nail		Fragment	Cut											Machine-headed		
280.11			46		13	1		1	4	H	Architectural	Metal	Iron	Nail		Fragment	Cut											Possibly machine-headed, rusted		
280.12			46		13	1		1	1	H	Architectural	Metal	Iron	Nail		Complete	Cut											Bent, rusted		
280.13			46		13	1		1	1	H	Architectural	Metal	Iron	Nail		Complete	Cut											Small cut nail, machine-headed		
280.14			46		13	1		1	1	H	Architectural	Metal	Iron	Nail		Complete	Wire											Wire nail, round head		
280.15			46		13	1		1	2	H	Architectural	Metal	Iron	Nail		Complete	Wire											Wire nail, round head, rusted		
280.16			46		13	1		1	1	H	Architectural	Metal	Iron	Nail		Complete	Wire											Long wire cut nail, round head, rusted		
280.17			46		13	1		1	3	H	Architectural	Metal	Iron	Nail		Fragment	Indeterminate											Rusted nail fragments, L-shaped heads		
280.18			46		13	1		1	1	H	Architectural	Metal	Iron	Nail		Complete	Indeterminate											Rusted, corroded in the middle, bent		
280.19			46		13	1		1	7	H	Architectural	Metal	Iron	Nail		Fragment	Indeterminate											Points missing, rusted		
280.2			46		13	1		1	1	H	Arms	Synthetic	Plastic	Bullet	White	Complete												9mm fx Simuniton/training bullet with white plastic piece inside, "9mm 00 IVI" around the base of the bullet Http://firearmshistory.blogspot.com/2013/05/what-is-simunition.html	1830-	See comments, Wells 2000:324-326
280.20			46		13	1		1	7	H	Architectural	Metal	Iron	Nail		Fragment	Indeterminate											Rusted nail fragments, heads missing		

FS	SB	Fea	TU	STP	Cxt	Strat	Hzn	AU	Count	H/P	Group	Class	Material	Object	Object Color	Part	Manufacture Technique	Ware	1st Decoration	2nd Decoration	Decoration Color	Pattern/Motif	Makers Mark	Mends	Vessel #	Common Name (Species)	Typology	Comments	Dates	Reference
280.21			46		13	1		1	1	H	Household	Glass	Lead	Indeterminate	Colorless	Rim Sherd	Indeterminate											Flat, ground rim, curved fragment, possibly edge of a lamp chimney		
280.22			46		13	1		1	1	H	Household	Glass	Common Glass	Indeterminate	Yellow-Green	Body Sherd	Indeterminate											Curved fragment		
280.23			46		13	1		1	1	H	Architectural	Glass	Common Glass	Window Glass		Fragment													
280.24			46		13	1		1	1	H	Household	Ceramic	Coarse Earthenware	Hollowware		Body Sherd		Redware	Slip Decorated	Double Glazed	Green, Pale	Indeterminate						Green slip on interior and exterior		Miller et al 2000:12
280.25			46		13	1		1	1	H	Household	Ceramic	Coarse Earthenware	Hollowware		Body Sherd		Redware	Slip Decorated	Double Glazed	Green, Brown	Indeterminate						Interior is brown, exterior has pieces of green slip still visible, but mostly spalled		
280.26			46		13	1		1	1	H	Household	Ceramic	Coarse Earthenware	Indeterminate		Body Sherd		Redware	Slip Decorated	Single Glazed	Beige, Brown	Indeterminate						Slip decorated on the interior, one beige line visible, edge of a dark brown pattern		
280.27			46		13	1		1	1	H	Household	Ceramic	Coarse Earthenware	Hollowware		Body Sherd		Redware	Slip Decorated	Single Glazed	Yellow, Green	Indeterminate						Mostly spalled fragment, sections of green, brown, and yellow glaze visible, unglazed on the exterior, flat fragment		
280.28			46		13	1		1	1	H	Household	Ceramic	Coarse Earthenware	Hollowware		Body Sherd		Redware	Lead Glazed	Single Glazed	Brown						Interior is glazed, exterior is unglazed, three incised parallel lie visible on exterior, possible tie-down lines		
280.29			46		13	1		1	1	H	Household	Ceramic	Coarse Earthenware	Hollowware		Body Sherd		Redware	Lead Glazed	Double Glazed	Brown						Curved fragment		
280.3			46		13	1		1	1	H	Personal	Ceramic	Porcelain	Button	White	Complete	Pressed	Porcelain, Hard Paste									Four hole saucer button.	1840-1960	Sprague 2002:111
280.30			46		13	1		1	5	H	Household	Ceramic	Coarse Earthenware	Hollowware		Body Sherd		Redware	Lead Glazed	Single Glazed	Brown						Interior is glazed, exterior is unglazed, curved fragment		
280.31			46		13	1		1	1	H	Household	Ceramic	Coarse Earthenware	Indeterminate		Indeterminate		Redware	Exterior Spalled	Lead Glazed	Brown						Interior is glazed		
280.32			46		13	1		1	1	H	Household	Ceramic	Porcelain	Hollowware		Body Sherd		Porcelain, Hard Paste	Painted		Brown	Indeterminate					Small curved fragment, interior and exterior are painted, not enough to determine pattern		
280.33			46		13	1		1	2	H	Household	Ceramic	Refined Earthenware	Indeterminate		Handle		Whiteware	Indeterminate								Two handle fragments, pieces mend	1815-	Azizi et al 1996
280.34			46		13	1		1	1	H	Household	Ceramic	Refined Earthenware	Indeterminate		Body Sherd		Whiteware	Printed		Brown	Indeterminate					Printed on the interior, not enough to determine pattern	1818-1915	www.jefpat.org
280.35			46		13	1		1	1	H	Household	Ceramic	Refined Earthenware	Indeterminate		Body Sherd		Whiteware	Indeterminate								Slightly curved	1815-	Azizi et al 1996
280.36			46		13	1		1	3	H	Household	Ceramic	Refined Earthenware	Indeterminate		Indeterminate		Whiteware	Exterior Spalled								Small spalled fragments	1815-	Azizi et al 1996
280.37			46		13	1		1	1	H	Household	Ceramic	Refined Earthenware	Indeterminate		Body Sherd		Creamware	Indeterminate								Curved fragment	1762-1820	Miller et al 2000:12
280.38			46		13	1		1	1	H	Household	Ceramic	Refined Earthenware	Indeterminate		Rim Sherd		Creamware	Indeterminate								Round rim fragment	1762-1820	Miller et al 2000:12
280.39			46		13	1		1	1	H	Household	Ceramic	Refined Earthenware	Indeterminate		Body Sherd		Pearlware	Indeterminate								Small curved fragment	1775-1840	Azizi et al 1996
280.40			46		13	1		1	1	H	Household	Ceramic	Refined Earthenware	Indeterminate		Body Sherd		Pearlware	Printed		Black	Indeterminate					Two small black lines visible	1803-1830	www.jefpat.org
280.4			46		13	1		1	1	H	Personal	Ceramic	Porcelain	Button	Black	Complete	Pressed	Porcelain, Hard Paste	Dyed Body		Black						Black two hole domed center tire button.	1840-1960	Sprague 2002:111, www.jefpat.org
280.41			46		13	1		1	1	H	Household	Ceramic	Refined Earthenware	Indeterminate		Rim Sherd		Pearlware	Printed		Blue	Indeterminate					Smooth rim fragment, several lines along rim and rows of alternating dots, not enough to determine pattern	1803-1830	www.jefpat.org
280.42			46		13	1		1	1	O	Indeterminate	Fauna	Bone	Bone		Fragment										Unidentified Mammal		No cut or butcher marks visible		
280.5			46		13	1		1	1	H	Toy/Recreation	Metal	Iron	Jaw Harp		Almost Complete	Indeterminate											Hollow oval with two straight prongs extending off one end, broken piece of thin metal on interior ring, part of the middle section/reed of the instrument		
280.6			46		13	1		1	1	H	Personal	Metal	Iron	Pin		Fragment	Indeterminate											Curved metal hair pin fragment		
280.7			46		13	1		1	1	H	Indeterminate	Metal	Iron	Indeterminate		Fragment	Indeterminate											Half of a tube, dip in the center, very rusted		
280.8			46		13	1		1	1	H	Architectural	Metal	Iron	Nail		Complete	Hand Wrought											Hand wrought with flat point, too rusted to determine head type	-1830	
280.9			46		13	1		1	1	H	Architectural	Metal	Iron	Nail		Fragment	Cut											Thinner on two sides, point is missing, not rusted at all		
281.1	C	17			74				1	H	Household	Ceramic	Coarse Earthenware	Hollowware		Body Sherd		Redware	Dark Patches in Glaze	Double Glazed	Brown	Indeterminate						Slightly darker patch in one corner		
282.1	C	18			75				4	O	Indeterminate	Fauna	Bone	Bone		Fragment										Unidentified Mammal		no butcher marks		
282.2	C	18			75				1	H	Household	Ceramic	Coarse Earthenware	Indeterminate		Body Sherd		Redware	Interior Spalled	Exterior Spalled								no intact surface		
282.3	C	18			75				2	H	Household	Ceramic	Coarse Earthenware	Indeterminate		Body Sherd		Redware	Lead Glazed	Exterior Spalled	Brown									
282.4	C	18			75				1	H	Household	Ceramic	Coarse Earthenware	Indeterminate		Body Sherd		Redware	Lead Glazed	Single Glazed	Brown, Light							possibly from a slip trailed vessel		
282.5	C	18			75				2	H	Architectural	Metal	Iron	Nail		Fragment	Cut											machine head	1830-1890	Wells 2000:324-326
283.1	C	71			131				2	H	Household	Glass	Non-Lead Glass	Indeterminate	Colorless	Body Sherd	Indeterminate											Curved fragments, pieces mend		www.jefpat.org
284.1	D	34			168				2	H	Architectural	Ceramic	Coarse Earthenware	Brick, Fragment	Orange															
284.10	D	34			168				1	O	Indeterminate	Fauna	Bone	Bone		Complete										Unidentified Mammal		Bone likely belonging to a large mammal. No cut or butcher marks visible.		
284.11	D	34			168				2	O	Indeterminate	Fauna	Bone	Bone		Fragment										Unidentified Mammal		No cut or butcher marks visible.		
284.12	D	34			168				1	H	Hardware	Metal	White Metal	Grommet		Almost Complete	Indeterminate													Snyder 1992
284.13	D	34			168				1	H	Architectural	Metal	Iron	Nail		Complete	Square											Nail is too rusted to identify manufacturing technique more specifically.		
284.14	D	34			168				1	H	Architectural	Metal	Iron	Nail		Almost Complete	Cut											Cannot determine what kind of cut nail it is. Nail is missing head.		
284.15	D	34			168				1	H	Architectural	Metal	Iron	Nail		Complete	Cut											Cannot determine what kind of cut nail it is.		
284.16	D	34			168				1	H	Architectural	Metal	Iron	Nail		Complete	Cut											Machine cut & headed nail from the later period.	1830-1890	Wells 2000:324-326
284.17	D	34			168				1	H	Indeterminate	Metal	Iron	Indeterminate		Fragment	Indeterminate											Flat, linear piece of iron; bent in half the long way.		
284.18	D	34			168				3	H	Architectural	Other	Composite	Mortar	White	Fragment												Large mortar fragments.		
284.2	D	34			168				2	H	Architectural	Ceramic	Coarse Earthenware	Brick, Fragment	Red															
284.3	D	34			168				4	H	Architectural	Glass	Common Glass	Window Glass	Aqua	Fragment														
284.4	D	34			168				2	H	Household	Ceramic	Coarse Earthenware	Hollowware		Body Sherd		Redware	Lead Glazed	Single Glazed	Brown							Interior glazed; exterior unglazed. Sherds do not mend.		
284.5	D	34			168				3	H	Household	Ceramic	Coarse Earthenware	Hollowware		Body Sherd		Redware	Lead Glazed	Single Glazed	Brown, Dark							Interior glazed; exterior unglazed. Sherds do not mend.		
284.6	D	34			168				1	H	Household	Ceramic	Coarse Earthenware	Hollowware		Body Sherd		Redware	Lead Glazed	Exterior Spalled	Brown									
284.7	D	34			168				1	H	Household	Glass	Common Glass	Container Glass	Aqua, Light	Body Sherd	Indeterminate											Curved aqua sherds. Likely bottle glass.		
284.8	D	34			168				1	H	Household	Glass	Common Glass	Bottle	Aqua, Light	Base Sherd	Indeterminate													
284.9	D	34			168				1	O	Food Related	Fauna	Shell	Shell Hinge												Oyster				
285.1	D	99			161				1	O	Indeterminate	Fauna	Bone	Bone		Fragment										Unidentified Bird				
285.2	D	99			161				1	H	Household	Ceramic	Refined Earthenware	Indeterminate		Body Sherd		Creamware	Indeterminate									flat sherd	1762-1820	Miller et al 2000:12
285.3	D	99			161				1	H	Household	Ceramic	Coarse Earthenware	Pan/Dish		Rim Sherd		Redware	Slip Decorated	Single Glazed	Yellow, Green	Trailed Slip						wavy line around the rim edge, coggled rim with a German shape, some glaze on the exterior	-1870	Sprague 2002:115
286.1	F	74			134				1	H	Architectural	Glass	Common Glass	Window Glass	Aqua	Fragment														
286.10	F	74			134				1	H	Household	Ceramic	Coarse Earthenware	Indeterminate		Body Sherd		Redware	Slip Decorated	Exterior Spalled	Yellow	Over All Slip						small sherd, entire interior surface has a yellow slip		
286.11	F	74			134				1	H	Household	Ceramic	Coarse Earthenware	Indeterminate		Rim Sherd		Redware	Slip Decorated	Double Glazed	Yellow, Green	Indeterminate						small rim sherd with a mix of yellow and green slip glaze		
286.12	F	74			134				2	O	Indeterminate	Fauna	Bone	Bone		Fragment										Indeterminate		small fragments		

FS	SB	Fea	TU	STP	Cxt	Strat	Hzn	AU	Count	H/P	Group	Class	Material	Object	Object Color	Part	Manufacture Technique	Ware	1st Decoration	2nd Decoration	Decoration Color	Pattern/Motif	Makers Mark	Mends	Vessel #	Common Name (Species)	Typology	Comments	Dates	Reference
286.13	F	74			134				1	O	Indeterminate	Fauna	Bone	Tooth		Complete										Unidentified Mammal		worn tooth		
286.14	F	74			134				1	O	Indeterminate	Fauna	Bone	Bone		Fragment										Unidentified Mammal		long bone fragment, no butcher marks		
286.15	F	74			134				8	H	Architectural	Metal	Iron	Nail		Fragment	Cut											machine head		
286.16	F	74			134				1	H	Indeterminate	Metal	Iron	Indeterminate		Fragment												two thin iron rods merged at a 90 degree angle		
286.17	F	74			134				1	H	Hardware	Metal	Iron	Bolt		Complete	Indeterminate											round threaded bolt		
286.18	F	74			134				1	H	Indeterminate	Metal	Iron	Indeterminate		Complete												flat metal strip, end is bent at a 90 degree angle		
286.2	F	74			134				1	H	Household	Glass	Common Glass	Container Glass	Aqua	Body Sherd	Mold Blown, Indeterminate											thin curved sherd		
286.3	F	74			134				1	H	Household	Glass	Non-Lead Glass	Container Glass	Colorless	Base Sherd	Mold Blown, Indeterminate											thick base		
286.4	F	74			134				2	H	Household	Ceramic	Coarse Earthenware	Indeterminate		Body Sherd		Redware	Interior Spalled											
286.5	F	74			134				1	H	Household	Ceramic	Coarse Earthenware	Hollowware		Body Sherd		Redware	Lead Glazed	Double Glazed	Brown, Light									
286.6	F	74			134				4	H	Household	Ceramic	Coarse Earthenware	Indeterminate		Body Sherd		Redware	Lead Glazed	Exterior Spalled	Brown, Light									
286.7	F	74			134				13	H	Household	Ceramic	Coarse Earthenware	Indeterminate		Body Sherd		Redware	Lead Glazed	Single Glazed	Brown							sherds from multiple vessels		
286.8	F	74			134				1	H	Household	Ceramic	Coarse Earthenware	Hollowware		Base Sherd		Redware	Lead Glazed	Single Glazed	Brown, Light							flat bottomed vessel		
286.9	F	74			134				2	H	Household	Ceramic	Coarse Earthenware	Hollowware		Rim Sherd		Redware	Interior Spalled									sherds mend, unglazed exterior, interior surface spalled		
287.1	D	34			93			4	14	H	Architectural	Glass	Common Glass	Window Glass	Aqua	Fragment												Various sized sherds.		
287.10	D	34			93			4	2	H	Household	Ceramic	Coarse Earthenware	Hollowware		Base Sherd		Redware	Lead Glazed	Exterior Spalled	Brown							Tiny sherds. Multiple vessels represented.		
287.1057	D	34			93			4	1	H	Household	Ceramic	Coarse Earthenware	Hollowware		Body Sherd		Redware	Lead Glazed	Single Glazed	Brown, Dark			w/ 293	C-0057			Dark brown glaze on the interior of the hollowware vessel.		
287.1059	D	34			93			4	1	H	Household	Ceramic	Coarse Earthenware	Hollowware		Base Sherd		Redware	Lead Glazed	Single Glazed	Brown			w/ 364	C-0059			Brown glaze on the interior of the base of the vessel.		
287.11	D	34			93			4	1	H	Household	Ceramic	Coarse Earthenware	Hollowware		Base/Body Sherd		Redware	Lead Glazed	Single Glazed	Brown							Small sherd glazed on the interior. Mostly body with just a little base.		
287.12	D	34			93			4	1	H	Household	Ceramic	Coarse Earthenware	Hollowware		Body Sherd		Redware	Lead Glazed	Single Glazed	Brown/Red							Tiny sherd glazed on the interior.		Wells 2000:321-322
287.13	D	34			93			4	1	H	Household	Ceramic	Coarse Earthenware	Hollowware		Body/Rim Sherd		Redware	Unglazed									Small sherd that looks like it might have a German style rim, but a good portion of it is spalled away.		
287.14	D	34			93			4	3	H	Household	Ceramic	Refined Earthenware	Hollowware		Body Sherd		Pearlware	Indeterminate									Small sherds. No visible decorations. Multiple vessels represented.	1775-1840	Azizi et al 1996
287.15	D	34			93			4	2	H	Household	Ceramic	Refined Earthenware	Hollowware		Body Sherd		Pearlware	Interior Spalled									Tiny sherds. No visible decorations. Multiple vessels represented.	1775-1840	Azizi et al 1996
287.16	D	34			93			4	1	H	Household	Ceramic	Refined Earthenware	Hollowware		Body Sherd		Pearlware	Exterior Spalled									Tiny sherd. No visible decorations.	1775-1840	Azizi et al 1996
287.17	D	34			93			4	1	H	Household	Ceramic	Refined Earthenware	Hollowware		Base Sherd		Pearlware	Painted		Blue	Indeterminate						Tiny sherd with only part of a blue stroke visible on the interior. Quite a bit of spalling. Not enough to determine pattern.	1775-1830	Miller et al 2000:12
287.18	D	34			93			4	1	H	Household	Ceramic	Refined Earthenware	Hollowware		Body Sherd		Whiteware	Indeterminate									Tiny sherd with no visible decorations.	1815-	Azizi et al 1996
287.19	D	34			93			4	2	H	Household	Ceramic	Refined Earthenware	Hollowware		Body Sherd		Whiteware	Interior Spalled									Tiny sherds with no visible decorations. Multiple vessels represented	1815-	Azizi et al 1996
287.20	D	34			93			4	2	H	Household	Ceramic	Refined Earthenware	Hollowware		Body Sherd		Whiteware	Exterior Spalled									Tiny sherds with no visible decorations. Multiple vessels represented	1815-	Azizi et al 1996
287.2	D	34			93			4	3	H	Household	Glass	Common Glass	Container Glass	Aqua	Body Sherd	Indeterminate											Small slightly curved sherds. Multiple vessels represented.		
287.21	D	34			93			4	1	H	Household	Ceramic	Refined Earthenware	Hollowware		Base Sherd		Whiteware	Interior Spalled									Small sherd. No visible decorations.	1815-	Azizi et al 1996
287.22	D	34			93			4	2	H	Household	Ceramic	Refined Earthenware	Hollowware		Base Sherd		White Granite	Indeterminate									Small sherds. No visible decorations. Probably multiple vessels represented.	1840-1930	www.jefpat.org
287.23	D	34			93			4	1	H	Household	Ceramic	Refined Earthenware	Hollowware		Base Sherd		White Granite	Indeterminate									Small sherd. No visible decorations.	1840-1930	www.jefpat.org
287.24	D	34			93			4	1	H	Household	Ceramic	Porcelain	Hollowware		Body Sherd		Bone China	Indeterminate									Small sherd. No visible decorations.	1794-	Miller et al 2000:9
287.25	D	34			93			4	1	H	Household	Ceramic	Porcelain	Hollowware		Body/Rim Sherd		Bone China	Indeterminate									Small sherd. No visible decorations.	1794-	Miller et al 2000:9
287.26	D	34			93			4	1	H	Household	Ceramic	Refined Earthenware	Hollowware		Body/Rim Sherd		Porcelain, Hard Paste	Painted, Overglaze		Not Extant	Indeterminate						Tiny sherd with a ghost image of dots and lines along in the interior rim. Rim might have a scalloped decoration.		
287.27	D	34			93			4	1	H	Household	Glass	Common Glass	Container Glass	Amber	Body Sherd	Indeterminate											Small curved sherd.		
287.28	D	34			93			4	1	H	Household	Glass	Milk Glass	Lid Liner	White, Opaque	Body/Rim Sherd	Pressed											The edge and part of the body of a glass lid liner used on mason and other preserve jars. Small sherd.	1869-1945	Miller et al 2000:8
287.29	D	34			93			4	1	H	Arms	Metal	Iron	Bullet		Fragment												Part of a shot gun shell.		
287.3	D	34			93			4	1	H	Household	Glass	Common Glass	Container Glass	Aqua	Body Sherd	Indeterminate											Small sherd of a square/rectangular bottle or one with inset panels.		
287.30	D	34			93			4	2	O	Indeterminate	Fauna	Bone	Tooth		Fragment										Unidentified Mammal		Part of a big and small teeth fragments. Large one might be to a horse or cow.		
287.31	D	34			93			4	8	H	Architectural	Metal	Iron	Nail		Fragment	Cut											Fairly rusted nails of various size. Not enough to accurately date.		Wells 2000:324-326
287.32	D	34			93			4	4	H	Architectural	Metal	Iron	Nail		Almost Complete	Cut											Fairly rusted nails of various size. Too rusted to accurately date.		
287.33	D	34			93			4	1	O	Food Related	Fauna	Shell	Shell Hinge		Fragment										Oyster		Half a shell.		
287.34	D	34			93			4	0	O	Food Related	Fauna	Shell	Shell Fragment												Oyster		N=1. Half a shell.		
287.4	D	34			93			4	1	H	Household	Glass	Common Glass	Container Glass	Aqua	Base Sherd	Mold Blown, Machine		Embossed			Lettering						Tiny sherd with part of an embossed letter visible.		
287.5	D	34			93			4	4	H	Indeterminate	Glass	Lead	Indeterminate	Colorless	Body Sherd	Indeterminate											Tiny curved sherds. Could be a household or lighting object. Multiple vessels represented.		
287.6	D	34			93			4	2	H	Indeterminate	Glass	Non-Lead Glass	Indeterminate	Colorless	Body Sherd	Indeterminate											Small curved sherds. Could be a household or lighting object. Multiple vessels represented.		
287.7	D	34			93			4	1	H	Household	Glass	Non-Lead Glass	Tumbler	Colorless	Body Sherd	Indeterminate		Etched			Lines						Small sherd with a few bands of etched lines. A tumbler or jelly jar. Probably pressed manufacturing technique		
287.8	D	34			93			4	14	H	Household	Ceramic	Coarse Earthenware	Hollowware		Body Sherd		Redware	Lead Glazed	Single Glazed	Brown							Various sized sherds glazed on the interior. Multiple vessels represented.		Wells 2000:324-326
287.9	D	34			93			4	1	H	Household	Ceramic	Coarse Earthenware	Hollowware		Base Sherd		Redware	Lead Glazed	Single Glazed	Brown							Various sized sherds glazed on the interior. Multiple vessels represented.		
288.10	F	74			134				1	H	Household	Ceramic	Refined Earthenware	Hollowware		Body Sherd		Whiteware	Exterior Spalled									Small sherd. No visible decorations.	1815-	Azizi et al 1996
288.1	F	74			134				1	H	Household	Glass	Lead	Bottle	Colorless	Base/Body Sherd	Mold Blown, Mouth											Cannot find visible mold seams. Thick bottom. Not enough to determine function of bottle.		
288.11	F	74			134				1	H	Household	Ceramic	Refined Earthenware	Hollowware		Body Sherd		Whiteware	Printed		Red	Indeterminate						Tiny sherd with printing on the interior. Looks like part of a scroll. Too tiny to determine pattern. No visible decoration on exterior.	1829-1915	www.jefpat.org
288.12	F	74			134				1	H	Household	Ceramic	Refined Earthenware	Hollowware		Body/Rim Sherd		Whiteware	Molded Pattern	Flow Printed	Blue	Floral						Sherd looks like it probably has a paneled overall design. It is printed on both sides. No distinct enough to fully determine pattern. Probably a cup or bowl.	1835-1925	Snyder 1992

FS	SB	Fea	TU	STP	Cxt	Strat	Hzn	AU	Count	H/P	Group	Class	Material	Object	Object Color	Part	Manufacture Technique	Ware	1st Decoration	2nd Decoration	Decoration Color	Pattern/Motif	Makers Mark	Mends	Vessel #	Common Name (Species)	Typology	Comments	Dates	Reference
288.13	F	74			134				1	H	Household	Ceramic	Refined Earthenware	Hollowware		Body Sherd		Ironstone	Decal Overglaze		Red & Green	Floral						Tiny sherd with a fading decal on the exterior. Looks like its probably a rose. No visible decoration on interior	1890-	Miller et al 2000:13
288.14	F	74			134				2	H	Household	Ceramic	Refined Earthenware	Hollowware		Base Sherd		White Granite	Indeterminate					w/self				Mended sherds with part of the lion of an ironstone markers mark. No enough determine which company. No other visible decorations.	1840-1930	www.jefpat.org
288.15	F	74			134				2	H	Household	Ceramic	Refined Earthenware	Hollowware		Body/Rim Sherd		White Granite	Indeterminate									Various sized sherds. Very possibly undecorated. Multiple vessels represented	1840-1930	www.jefpat.org
288.16	F	74			134				1	H	Household	Ceramic	Refined Earthenware	Hollowware		Base Sherd		White Granite	Indeterminate									Plain sherd with a black printed and stamped maker's mark on the bottom. Part of the lion and unicorn on either side of a circle and crown with "PANKHURST &.." There is a stamped mark upside opposite of the other the reads, "..B T/..W.P.&C."	1850-1882	Stoltzfus & Snyder 1997:20
288.17	F	74			134				5	H	Household	Ceramic	Coarse Earthenware	Hollowware		Body Sherd		Redware	Lead Glazed	Single Glazed	Brown, Dark							Various sized sherds glazed on the interior. Multiple vessels represented.		
288.18	F	74			134				1	H	Household	Ceramic	Stoneware	Hollowware	Gray	Body Sherd		Salt Glazed, Gray/Buff Bodied	Albany-Type Slip									Albany slip interior.	1805-1940	Miller et al 2000:10
288.19	F	74			134				2	H	Household	Ceramic	Stoneware	Hollowware	Gray	Body Sherd		Slip Glazed Stoneware	Albany & Bristol Slips		Brown & White							Sherds with Bristol slip on the exterior and Albany slip on the interior. One sherd a has a bit of Albany slip on the exterior as well. Possibly multiple vessels represented.	1880-1950	Azizi et al 1996, Wells 2000:324-326
288.2	F	74			134				1	H	Household	Glass	Non-Lead Glass	Bottle	Colorless	Body/Rim Sherd	Mold Blown, Indeterminate											The patent finish and long neck of a bottle remains. The neck has a ring of glass around the lower half of the neck. It appears that it was placed after the initial molding.	1850-1940	www.sha.org/bottle/
288.20	F	74			134				1	H	Household	Ceramic	Stoneware	Hollowware	Gray	Body/Rim Sherd		Salt Glazed, Gray/Buff Bodied	Albany-Type Slip	Miscellaneous Brown Slip								Long sherd whose rim just bumps out slightly, maybe a jar. Albany slip interior and a shimmery miscellaneous brown on the exterior	1805-1940	Miller et al 2000:10
288.21	F	74			134				1	H	Toy/Recreation	Ceramic	Porcelain	Doll Part		Fragment		Porcelain, Hard Paste										Part of a doll arm. It is missing its finger tips and the upper part of its arm.		
288.22	F	74			134				1	H	Personal	Metal	Copper Alloy	Button		Almost Complete	Cast											Almost complete button. Looks like its loop shank is broken or bended back. Front of button looks plain or could be worn off. The back of the button has some writing going around it. Only "EXTRA" is clearly visible.		
288.23	F	74			134				2	O	Food Related	Fauna	Bone	Bone		Fragment										Unidentified Mammal		Large fragments with cut marks on one end. Probably multiple animals represented.		
288.24	F	74			134				1	H	Household	Glass	Common Glass	Container Glass	Olive	Body Sherd	Indeterminate											Small fragment.		
288.25	F	74			134				1	H	Household	Ceramic	Coarse Earthenware	Indeterminate		Body Sherd		Redware	Lead Glazed	Single Glazed	Brown, Dark							Small sherd glazed on the interior. Exterior has part of what are either two incised tie down lines or an incised pattern. Too small to confirm which option.		
288.26	F	74			134				10	H	Household	Ceramic	Coarse Earthenware	Hollowware		Body Sherd		Redware	Lead Glazed	Single Glazed	Brown							Various sized sherds with varying weathering. Glazed on the interior. Multiple vessels represented.		
288.27	F	74			134				1	H	Household	Ceramic	Coarse Earthenware	Hollowware		Body Sherd		Redware	Lead Glazed	Single Glazed	Brown							Small sherd glazed on the interior with an incised tie down line on the exterior.		
288.28	F	74			134				1	H	Household	Ceramic	Coarse Earthenware	Hollowware		Base Sherd		Redware	Lead Glazed	Single Glazed	Brown							Sherd glazed on the interior.		
288.29	F	74			134				1	H	Household	Ceramic	Coarse Earthenware	Hollowware		Base/Body Sherd		Redware	Lead Glazed	Single Glazed	Brown							Small sherd glazed on the interior. Only a little bit of body.		
288.3	F	74			134				1	H	Household	Ceramic	Refined Earthenware	Tableware, General		Body/Rim Sherd		Creamware	Indeterminate									No visible decorations. Possibly a plate.	1762-1820	Miller et al 2000:12
288.30	F	74			134				1	H	Household	Ceramic	Coarse Earthenware	Hollowware		Base/Body Sherd		Redware	Lead Glazed	Single Glazed	Brown							Small sherd glazed on the interior.		
288.31	F	74			134				2	H	Household	Ceramic	Coarse Earthenware	Hollowware		Body/Rim Sherd		Redware	Lead Glazed	Single Glazed	Brown							Small sherds glazed on the interior. Probably multiple vessels represented.		
288.32	F	74			134				2	H	Household	Ceramic	Coarse Earthenware	Hollowware		Body/Rim Sherd		Redware	Lead Glazed	Single Glazed	Brown							Small sherds glazed on the interior. Possible German style rims. Probably multiple vessels represented.		
288.33	F	74			134				1	H	Household	Ceramic	Coarse Earthenware	Hollowware		Body/Rim Sherd		Redware	Interior Spalled									Small sherd with possible German style rim.		
288.34	F	74			134				1	H	Household	Ceramic	Coarse Earthenware	Hollowware		Body/Rim Sherd		Redware	Lead Glazed	Single Glazed	Brown, Dark							Small sherd glazed on the interior		
288.35	F	74			134				1	H	Household	Ceramic	Coarse Earthenware	Hollowware		Body/Rim Sherd		Redware	Lead Glazed	Single Glazed	Brown, Dark							Small sherd glazed on the interior. Rim looks like very short thick everted rim.		
288.36	F	74			134				1	H	Household	Ceramic	Coarse Earthenware	Hollowware		Body/Rim Sherd		Redware	Lead Glazed	Single Glazed	Brown							Small sherd glazed on the exterior. Might have dark patches in glaze.		
288.37	F	74			134				2	H	Household	Ceramic	Coarse Earthenware	Hollowware		Body Sherd		Redware	Dark Patches in Glaze	Single Glazed	Brown/Red			w/self				Mended sherds glazed on the exterior with overall brown/red color and brown patches.		
288.38	F	74			134				4	H	Household	Ceramic	Refined Earthenware	Hollowware		Body/Rim Sherd		Yellowware	Indeterminate									Sherds probably undecorated. Possibly multiple vessels represented.	1828-1940	www.jefpat.org
288.39	F	74			134				7	H	Household	Ceramic	Refined Earthenware	Hollowware		Base Sherd		Yellowware	Indeterminate									Sherds probably undecorated. Possibly multiple vessels represented.	1828-1940	www.jefpat.org
288.4	F	74			134				2	H	Household	Ceramic	Refined Earthenware	Tableware, General		Body/Rim Sherd		Pearlware	Molded Pattern	Painted	Green	Shell Edge, Even Scalloped, Curved Lines						Small sherds. Multiple vessels represented. Probably plates or servers.	1800-1840	www.jefpat.org
288.40	F	74			134				3	H	Household	Ceramic	Refined Earthenware	Hollowware		Base Sherd		Yellowware	Exterior Spalled									Small sherds probably undecorated. Possibly multiple vessels represented.	1828-1940	www.jefpat.org
288.41	F	74			134				4	H	Household	Ceramic	Refined Earthenware	Hollowware		Body/Rim Sherd		Yellowware	Exterior Spalled									Small sherds probably undecorated. Possibly multiple vessels represented.	1828-1940	www.jefpat.org
288.42	F	74			134				2	H	Household	Ceramic	Refined Earthenware	Hollowware		Body/Rim Sherd		Yellowware	Indeterminate					w/self				Mended sherds. Rim flares out slightly. Possibly a pan. Probably undecorated.	1828-1940	www.jefpat.org
288.43	F	74			134				2	H	Household	Ceramic	Refined Earthenware	Hollowware		Body/Rim Sherd		Yellowware	Indeterminate					w/self				Mended sherds. Possibly a pan. Probably undecorated.	1828-1940	www.jefpat.org
288.44	F	74			134				2	H	Household	Ceramic	Refined Earthenware	Hollowware		Body/Rim Sherd		Yellowware	Indeterminate					w/self				Mended sherds. Probably undecorated.	1828-1940	www.jefpat.org
288.45	F	74			134				2	H	Household	Ceramic	Refined Earthenware	Hollowware		Base Sherd		Yellowware	Indeterminate					w/self				Mended sherds. Probably undecorated.	1828-1940	www.jefpat.org
288.46	F	74			134				2	H	Household	Ceramic	Refined Earthenware	Tableware, General		Base/Body/Rim Sherd		Yellowware	Undecorated					w/self				Mended sherds. Probably a pan or a baker.	1828-1940	www.jefpat.org, Miller et al 2000:12
288.47	F	74			134				1	H	Household	Ceramic	Refined Earthenware	Tea Cup		Base/Body Sherd		Whiteware	Painted	London Shape	Chrome Colors	Indeterminate						Probably a tea cup. A black line is along the exterior and part of a green leaf. Possible floral decoration.	1830-1880	www.jefpat.org, Azizi et al 1996
288.48	F	74			134				1	H	Household	Ceramic	Refined Earthenware	Hollowware		Body/Rim Sherd		Whiteware	Dipt		Blue	Banded						Small sherd with a thin band and part of a wide band on the exterior. No visible decorations on the interior. Probably a cup or bowl.	1815-1920	Azizi et al 1996
288.49	F	74			134				1	H	Household	Ceramic	Refined Earthenware	Hollowware		Base/Body Sherd		Pearlware/Whiteware	Printed		Blue	Indeterminate						Tiny sherd printed on the interior. Might be a chinoiserire design, but its hard to confirm.	1803-1880	www.jefpat.org
288.50	F	74			134				1	H	Household	Ceramic	Refined Earthenware	Hollowware		Base Sherd		Pearlware/Whiteware	Painted	Exterior Spalled	Blue	Indeterminate						Tiny sherd. A couple of blue lines visible.	1775-1880	Miller et al 2000:12
288.5	F	74			134				1	H	Household	Ceramic	Refined Earthenware	Hollowware		Base/Body Sherd		Pearlware	Interior Spalled									Small sherd. No visible decorations.	1775-1840	Azizi et al 1996

FS	SB	Fea	TU	STP	Cxt	Strat	Hzn	AU	Count	H/P	Group	Class	Material	Object	Object Color	Part	Manufacture Technique	Ware	1st Decoration	2nd Decoration	Decoration Color	Pattern/Motif	Makers Mark	Mends	Vessel #	Common Name (Species)	Typology	Comments	Dates	Reference
288.51	F	74			134				5	H	Household	Ceramic	Refined Earthenware	Cup, Coffee/Tea		Base/Body/Rim Sherd		White Granite	Undecorated					w/self				Most sherds mend one does not but clearly goes.	1840-1930	www.jefpat.org, Wells 2000:324-326
288.52	F	74			134				2	H	Household	Ceramic	Refined Earthenware	Saucer		Base/Body/Rim Sherd		White Granite	Undecorated									Multiple vessels represented.	1840-1930	www.jefpat.org, Denker & Denker 1985:54-68
288.53	F	74			134				1	H	Household	Ceramic	Refined Earthenware	Saucer		Base/Body/Rim Sherd		White Granite	Undecorated									Kiln mark on exterior rim. Interior base a bit distorted as well.	1840-1930	www.jefpat.org
288.54	F	74			134				1	H	Household	Ceramic	Refined Earthenware	Plate		Base/Body/Rim Sherd		White Granite	Undecorated									Kiln mark on exterior rim.	1840-1930	www.jefpat.org
288.55	F	74			134				4	H	Household	Ceramic	Refined Earthenware	Hollowware		Base/Body Sherd		White Granite	Indeterminate									Small sherds. No visible decorations. Multiple vessels represented	1840-1930	www.jefpat.org
288.56	F	74			134				1	H	Household	Ceramic	Refined Earthenware	Hollowware		Base Sherd		White Granite	Indeterminate									Small sherd. No visible decorations.	1840-1930	www.jefpat.org
288.57	F	74			134				5	H	Household	Ceramic	Refined Earthenware	Hollowware		Body Sherd		White Granite	Indeterminate									Small sherds. No visible decorations. Multiple vessels represented	1840-1930	www.jefpat.org
288.58	F	74			134				1	H	Household	Ceramic	Refined Earthenware	Hollowware		Body Sherd		White Granite	Molded Pattern			Indeterminate						Small part of a molded pattern. Not enough to determine name.	1840-1930	www.jefpat.org
288.59	F	74			134				1	H	Household	Ceramic	Refined Earthenware	Hollowware		Body Sherd		White Granite	Molded Pattern			Ribbed						Small sherd with curved wider rids	1840-1900	www.jefpat.org
288.60	F	74			134				1	H	Household	Ceramic	Refined Earthenware	Tableware, General		Body/Rim Sherd		White Granite	Indeterminate									Small sherd of probably a plate or server that is a hexagonal or octagonal shape. Rim has a slight lip to it. Possibly molded.	1840-1930	www.jefpat.org
288.6	F	74			134				1	H	Household	Ceramic	Refined Earthenware	Tea Pot		Spout/Body Sherd		Pearlware	Molded Pattern	Indeterminate	Blue	Paneled						Part of a paneled, hexagonal, octagonal shaped spout. Only part of three sides left. A little darker blue in one area of the sherd indicates it might be print or painted. Cannot tell for sherd.	1775-1840	Azizi et al 1996
288.61	F	74			134				1	H	Household	Ceramic	Refined Earthenware	Hollowware		Base Sherd		Pearlware	Indeterminate									Small sherd. No visible decorations. Slight impression on the bottom. Might be part of a markers mark. Not enough to tell.	1775-1840	Azizi et al 1996
288.62	F	74			134				1	H	Personal	Ceramic	Porcelain	Button	White	Complete	Pressed	Porcelain, Hard Paste										4-hole inkwell prosser button.	1840-1960	Sprague 2002:111
288.63	F	74			134				1	H	Personal	Ceramic	Porcelain	Button	White	Complete	Pressed	Porcelain, Hard Paste										4-hole saucer prosser button	1840-1960	Sprague 2002:111
288.64	F	74			134				1	H	Personal	Ceramic	Refined Earthenware	Smoking Pipe		Pipe Stem		White Ball Clay	Molded Pattern			Indeterminate						Part of the stem right before bowl. It has a band of vertical lines behind horizontal lines the wrap the stem and lead toward the bowl.		
288.65	F	74			134				2	H	Architectural	Other	Composite	Plaster		Fragment												Tiny fragment.		
288.66	F	74			134				2	H	Tack	Metal	Iron	Horseshoe		Complete	Indeterminate											Fairly rusted. On still has some of its nails.		Miller et al 2000:12
288.67	F	74			134				1	H	Tack	Metal	Iron	Horseshoe		Fragment	Indeterminate											Fairly rusted. Half a horsehoe		
288.68	F	74			134				4	H	Indeterminate	Metal	Iron	Indeterminate		Fragment	Indeterminate											Flat heavily rusted fragments.		Miller et al 2000:12
288.69	F	74			134				1	H	Indeterminate	Metal	Iron	Indeterminate		Complete	Indeterminate											Heavily rusted ring		Miller et al 2000:13
288.70	F	74			134				1	H	Indeterminate	Metal	Iron	Indeterminate		Fragment	Indeterminate											Thin metal wire or rod. Fairly rusted.		www.jefpat.org
288.7	F	74			134				6	H	Household	Ceramic	Refined Earthenware	Hollowware		Body Sherd		Whiteware	Indeterminate									Various sized sherds. No visible decorations. Multiple vessels represented.	1815-	Azizi et al 1996
288.71	F	74			134				1	H	Indeterminate	Metal	Iron	Indeterminate		Fragment	Indeterminate											Heavily rusted thick rod.		
288.72	F	74			134				1	H	Indeterminate	Metal	Iron	Indeterminate		Complete	Indeterminate											Looks like a lever of some sort. Reminiscent of a long beer stein lid lever.		
288.73	F	74			134				1	H	Indeterminate	Metal	Iron	Indeterminate		Fragment	Indeterminate											Large flat piece of metal with a few holes for screws or nails. Bracket of some kind maybe. In shape looks like quarter of a large flat horseshoe.		
288.74	F	74			134				1	H	Hardware	Metal	Iron	Bolt/Nut		Almost Complete	Indeterminate											Heavily rusted bolt		
288.75	F	74			134				1	H	Architectural	Metal	Iron	Spike		Fragment	Indeterminate											Heavily rusted square spike.		
288.76	F	74			134				1	H	Architectural	Metal	Iron	Nail		Complete	Cut											Very long and large brad nail. Bent in a soft "S" shape. Heavily rusted.		
288.77	F	74			134				4	H	Architectural	Metal	Iron	Nail		Fragment	Cut											Heavily rusted fragments missing their heads.		
288.78	F	74			134				16	H	Architectural	Metal	Iron	Nail		Almost Complete	Cut											Heavily rusted. Too rusted to date accurately.		
288.79	F	74			134				7	H	Architectural	Metal	Iron	Nail		Almost Complete	Cut											Heavily rusted. Might be flooring or clasp nails. Too rusted to date accurately.		
288.8	F	74			134				6	H	Household	Ceramic	Refined Earthenware	Hollowware		Body/Rim Sherd		Whiteware	Indeterminate									Small sherds. No visible decorations. Multiple vessels represented	1815-	Azizi et al 1996
288.9	F	74			134				3	H	Household	Ceramic	Refined Earthenware	Hollowware		Base Sherd		Whiteware	Exterior Spalled									Various sized sherds. No visible decorations. Multiple vessels represented.	1815-	Azizi et al 1996
289.1	E	84			146				7	H	Architectural	Glass	Common Glass	Window Glass	Aqua	Fragment												Various size fragments.		
289.10	E	84			146				1	H	Household	Ceramic	Coarse Earthenware	Hollowware		Body Sherd		Redware	Lead Glazed	Single Glazed	Brown, Light							Tiny sherd. Glazed on the interior		
289.1061	E	84			146				1	H	Household	Ceramic	Refined Earthenware	Cup, Coffee/Tea		Almost Complete		White Granite	Undecorated					w/ 304	C-0061			Either a coffee cup or tea cup.	1840-1930	www.jefpat.org
289.1062	E	84			146				10	H	Activities	Ceramic	Coarse Earthenware	Flower Pot		Almost Complete		Redware	Unglazed					w/self	C-0062			Unglazed flower pot with a rolled out rim.		
289.11	E	84			146				1	H	Household	Ceramic	Coarse Earthenware	Hollowware		Body Sherd		Redware	Lead Glazed	Double Glazed	Brown, Dark							Tiny sherd.		
289.12	E	84			146				1	H	Household	Ceramic	Coarse Earthenware	Hollowware		Body Sherd		Redware	Lead Glazed	Incised	Brown	Indeterminate						Sherd glazed on the interior with a 5 straight line, one wavy line incised design on exterior.		
289.13	E	84			146				1	H	Household	Ceramic	Coarse Earthenware	Hollowware		Body Sherd		Redware	Lead Glazed	Double Glazed	Green							Small sherd. Green glaze on front also has a small brown spot		
289.14	E	84			146				1	H	Household	Ceramic	Refined Earthenware	Hollowware		Body Sherd		Whiteware	Interior Spalled									Small sherd. No visible decorations	1815-	Azizi et al 1996
289.16	E	84			146				1	H	Household	Ceramic	Refined Earthenware	Hollowware		Body Sherd		White Granite	Indeterminate									Small sherd. No visible decorations	1840-1930	www.jefpat.org
289.17	E	84			146				1	H	Household	Ceramic	Stoneware	Jar/Jug	Buff	Body/Rim Sherd		Salt Glazed, Gray/Buff Bodied	Albany-Type Slip									Sherd with Albany slip interior and a light brown wash on the exterior. Exterior also has incised tie down line.	1805-1940	Miller et al 2000:10
289.18	E	84			146				5	H	Architectural	Other	Composite	Plaster		Fragment												Large fragments.		Miller et al 2000:12
289.19	E	84			146				3	H	Indeterminate	Metal	Copper Alloy	Indeterminate		Fragment	Indeterminate											Long thin band of metal. Might have been wrapped around something.		
289.2	E	84			146				1	H	Household	Glass	Common Glass	Container Glass	Aqua	Body Sherd	Indeterminate											Curved fragment.		
289.20	E	84			146				6	U	Fuel	Lithic	Coal	Coal Fragment		Fragment												Various sized fragments. Could be historic or naturally occurring.		
289.21	E	84			146				1	O	Indeterminate	Flora	Wood	Charcoal Fragment		Fragment												Small fragment. Could be historic, prehistoric or naturally occurring.		
289.22	E	84			146				0	O	Food Related	Fauna	Shell	Shell Fragment		Fragment										Clam		N=1 Half a shell.		
289.23	E	84			146				3	O	Indeterminate	Fauna	Bone	Bone		Fragment										Indeterminate		Small fragments. Possibly bird or mammal		
289.24	E	84			146				1	O	Indeterminate	Fauna	Bone	Bone		Fragment										Unidentified Mammal		Fragment of petrified bone.		
289.25	E	84			146				3	H	Indeterminate	Unknown	Fabric	Indeterminate	Brown	Fragment												Some type of fabric. Maybe felt. Very torn.		
289.26	E	84			146				3	H	Indeterminate	Metal	Iron	Indeterminate		Fragment	Indeterminate											Heavy rusted circular part of a bucket or maybe a lid or something else		

FS	SB	Fea	TU	STP	Cxt	Strat	Hzn	AU	Count	H/P	Group	Class	Material	Object	Object Color	Part	Manufacture Technique	Ware	1st Decoration	2nd Decoration	Decoration Color	Pattern/Motif	Makers Mark	Mends	Vessel #	Common Name (Species)	Typology	Comments	Dates	Reference
289.27	E	84			146				1	H	Indeterminate	Other	Metal & Other	Indeterminate		Fragment	Indeterminate											Round heavily worn object with tiny nails around its exterior through what might be layers of leather. Maybe heel to a women's shoe.		
289.28	E	84			146				2	H	Architectural	Metal	Iron	Nail		Almost Complete	Cut											Heavily rusted. Too rusted to accurately date.		
289.29	E	84			146				2	H	Personal	Synthetic	Rubber	Mirror	Black	Almost Complete	Indeterminate		Molded Pattern			Indeterminate						Two handheld mirror fragments. Oval shape. Refit. Rubber material. Mirror missing. Molded decoration on backside. Kept wet for conservation.		
289.3	E	84			146				1	H	Household	Glass	Common Glass	Container Glass	Aqua	Body Sherd	Mold Blown, Indeterminate											Curved fragment.		
289.30	E	84			146				1	H	Personal	Fauna	Leather	Shoe/Boot Heel		Fragment												Shoe/ boot heel fragment w/ metal nail/pins on edges.		
289.3008	E	84			146				4	H	Household	Glass	Common Glass	Bottle	Cobalt Blue	Almost Complete	Mold Blown, Mouth							w/ self & 304	G-0008			All sherds from the same bottle. Cylindrical shaped bottle w/ a tooled prescription finish. Could be a chemical or druggist bottle. Post mold.	1865-1920	www.sha.org/bottle/
289.3012	E	84			146				1	H	Medical	Glass	Non-Lead Glass	Bottle, Pharmacy Oval	Colorless	Complete	Mold Blown, Mouth		Embossed			Lettering			G-0012			Small bottle with a tooled patent finish. Embossing reads, "M.L. BYERS/DRUGGIST/HAGERSTOWN MD//W T & Co." Whitall Tatum bottle. End date from The Druggist's Circular & Chemical Gazette. Vol. 40 February 1896 says M.L. Byers company dissolves. Pg. vii.	1880-1895	(full reference in extra info):4
289.4	E	84			146				1	H	Household	Glass	Common Glass	Bottle		Body Sherd	Mold Blown, Indeterminate		Molded Pattern			Inset Panel						Small sherd of a square or rectangular bottle with inset panels.		
289.9	E	84			146				1	H	Household	Ceramic	Coarse Earthenware	Hollowware		Body Sherd		Redware	Lead Glazed	Single Glazed	Brown							Tiny sherd. Glazed on the interior		
290.10	D	93			155				2	H	Household	Ceramic	Refined Earthenware	Hollowware		Body Sherd		Creamware	Exterior Spalled									Small sherds with no visible decorations. Probably multiple vessels represented	1762-1820	Miller et al 2000:12
290.1	D	93			155				4	H	Architectural	Glass	Common Glass	Window Glass	Aqua	Fragment												Tiny fragments		
290.11	D	93			155				1	H	Indeterminate	Metal	Iron	Indeterminate		Fragment	Indeterminate											Heavily rusted flat piece of metal.		
290.12	D	93			155				1	H	Commercial	Metal	Copper Alloy	Coin		Complete	Stamped											British half penny in excellent condition. One side has King George II and the words, "GEORGIVS/II REX". The opposite side has a seated Britannia with a spear & olive branch with the words: "BRITANNIA/1750".	1750-	
290.2	D	93			155				1	H	Furniture	Glass	Common Glass	Mirror Glass	Aqua	Fragment												Small fragment		
290.3	D	93			155				1	H	Household	Glass	Common Glass	Bottle	Aqua, Dark	Body/Rim Sherd	Indeterminate											Third of a string bottle finish. Heavily patinated. Too wide a date range and not enough of the bottle, but is probably an early example.		
290.4	D	93			155				1	H	Household	Glass	Non-Lead Glass	Container Glass	Colorless	Base Sherd	Indeterminate											Small thick fragment.		
290.5	D	93			155				2	H	Household	Ceramic	Coarse Earthenware	Hollowware		Body Sherd		Redware	Lead Glazed	Exterior Spalled	Brown/Red							Tiny fragments. Probably multiple vessels represented.		
290.6	D	93			155				1	H	Household	Ceramic	Coarse Earthenware	Hollowware		Body Sherd		Redware	Indeterminate	Exterior Spalled	Brown/Red & Brown, Dark							Tiny sherd whose glaze is half Brown/Red and half Dark Brown. Might be a slip decoration or dark patches in glaze. The uncrisp transition between the two seems less like slip decorated, but too tiny to confirm.		
290.7	D	93			155				1	H	Household	Ceramic	Coarse Earthenware	Hollowware		Body Sherd		Redware	Lead Glazed	Double Glazed	Brown, Dark							Tiny sherd.		
290.8	D	93			155				1	H	Household	Ceramic	Coarse Earthenware	Hollowware		Base Sherd		Redware	Interior Spalled									Small sherd with an unglazed exterior.		
290.9	D	93			155				1	H	Household	Ceramic	Coarse Earthenware	Hollowware		Body Sherd		Redware	Interior Spalled	Exterior Spalled								Very tiny sherd.		
291.1		96			169				5	O	Indeterminate	Fauna	Bone	Bone		Fragment										Unidentified Mammal		No cut or butcher marks visible		
291.2		96			169				1	O	Indeterminate	Fauna	Bone	Bone		Fragment										Unidentified Mammal		Large mammal bone, no cut or butcher marks visible		
291.3		96			169				1	H	Architectural	Metal	Iron	Nail		Fragment	Hand Wrought											Wrought nail fragment, flat at one end	-1890	
291.4		96			169				1	H	Architectural	Metal	Iron	Nail		Fragment	Indeterminate											Heavily rusted nail, bent		
291.5		96			169				1	H	Household	Ceramic	Coarse Earthenware	Hollowware		Body Sherd		Redware	Lead Glazed	Single Glazed	Brown, Dark	Indeterminate						Curved ceramic fragment, glazed on interior		
291.6		96			169				4	H	Household	Ceramic	Coarse Earthenware	Hollowware		Body Sherd		Redware	Lead Glazed	Single Glazed	Brown, Light	Indeterminate						Curved fragments, different vessels represented, one fragment has a tie-down line		
291.7		96			169				1	H	Household	Ceramic	Coarse Earthenware	Hollowware		Body Sherd		Redware	Lead Glazed	Exterior Spalled	Brown, Dark	Indeterminate						Curved fragment, small section of interior glaze still present		
291.8		96			169				1	H	Household	Ceramic	Refined Earthenware	Indeterminate		Body Sherd		Creamware	Indeterminate									Curved fragment	1762-1820	Miller et al 2000:12
291.9		96			169				1	H	Household	Ceramic	Refined Earthenware	Indeterminate		Body Sherd		Pearlware	Exterior Spalled									Small curved fragment with mostly spalled exterior	1775-1840	Azizi et al 1996
292.1	D	39			99				1	H	Household	Ceramic	Coarse Earthenware	Hollowware		Body Sherd		Redware	Lead Glazed	Single Glazed	Brown/Red							Small sherd glazed on the interior.		
292.2	D	39			99				1	H	Household	Ceramic	Coarse Earthenware	Hollowware		Body Sherd		Redware	Slip Decorated	Exterior Spalled	Brown, Dark	Trailed Slip						Small sherd with two lines of slip visible.		
292.3	D	39			99				1	H	Architectural	Ceramic	Coarse Earthenware	Brick, Fragment	Red													Part of two sides left.		Miller et al 2000:12
292.4	D	39			99				1	H	Personal	Metal	Copper Alloy	Pin		Complete	Indeterminate											A bent straight pin. Slight signs of corrosion.		
292.5	D	39			99				1	H	Architectural	Metal	Iron	Nail		Complete	Indeterminate											Heavily rusted. Looks like its probably complete. Might be cut.		Miller et al 2000:12
293.1	D	34			92			4	1	H	Household	Glass	Common Glass	Container Glass	Aqua	Body Sherd	Indeterminate											Small curved sherds. Multiple vessels represented.		Azizi et al 1996
293.10	D	34			92			4	2	H	Architectural	Other	Composite	Mortar		Fragment												Small and large sample.		www.jefpat.org
293.1057	D	34			92			4	1	H	Household	Ceramic	Coarse Earthenware	Hollowware		Body Sherd		Redware	Lead Glazed	Single Glazed	Brown, Dark			w/ 287	C-0057			Dark brown glaze on the interior of the hollowware vessel.		
293.11	D	34			92			4	1	H	Household	Metal	Iron	Bottle Cap		Complete	Indeterminate											Heavily rusted		www.jefpat.org
293.12	D	34			92			4	3	H	Architectural	Metal	Iron	Nail		Almost Complete	Cut											Too rusted to accurately date.		Azizi et al 1996
293.13	D	34			92			4	1	O	Food Related	Fauna	Bone	Bone		Fragment										Unidentified Mammal		Bone from a large mammal. Visible cut marks on one side.		Azizi et al 1996
293.14	D	34			92			4	1	O	Indeterminate	Fauna	Bone	Bone		Fragment										Indeterminate		Fragment could be bird or mammal. There is one burn mark and a few gnaw marks. Possibly food related, but cannot confirm		Azizi et al 1996
293.15	D	34			92			4	1	O	Indeterminate	Fauna	Bone	Tooth		Fragment										Unidentified Mammal		Fragment of a long tooth. Probably and incisor or K-9.		Azizi et al 1996
293.2	D	34			92			4	1	H	Household	Glass	Non-Lead Glass	Indeterminate	Colorless	Fragment	Indeterminate											Sherd with a tight curve possible from the neck of a bottle or a solid rod of glass		Azizi et al 1996
293.3	D	34			92			4	1	H	Household	Glass	Non-Lead Glass	Indeterminate	Colorless	Base/Body Sherd	Indeterminate											Could be part of a tumbler or bottle. No obvious mold seams.		
293.4	D	34			92			4	1	H	Household	Ceramic	Coarse Earthenware	Hollowware		Body Sherd		Redware	Lead Glazed	Single Glazed	Brown							Various sized sherd glazed on the interior. Multiple vessels represented.		
293.5	D	34			92			4	1	H	Household	Ceramic	Coarse Earthenware	Hollowware		Body Sherd		Redware	Lead Glazed	Exterior Spalled	Brown/Red							Tiny sherd.		Azizi et al 1996
293.6	D	34			92			4	3	H	Household	Ceramic	Refined Earthenware	Hollowware		Body Sherd		Pearlware	Indeterminate									Tiny sherds with no visible decorations. Multiple vessels represented.	1775-1840	Azizi et al 1996
293.7	D	34			92			4	1	H	Household	Ceramic	Refined Earthenware	Hollowware		Base Sherd		Pearlware	Exterior Spalled									Tiny sherd with no visible decorations. Charring on spalled exterior	1775-1840	Azizi et al 1996
293.8	D	34			92			4	1	H	Household	Ceramic	Refined Earthenware	Hollowware		Body/Rim Sherd		Pearlware	Painted		Earth Tone Colors	Indeterminate						Tiny sherd with brown band on the interior near the rim. No other visible decorations	1795-1830	Miller et al 2000:12

FS	SB	Fea	TU	STP	Cxt	Strat	Hzn	AU	Count	H/P	Group	Class	Material	Object	Object Color	Part	Manufacture Technique	Ware	1st Decoration	2nd Decoration	Decoration Color	Pattern/Motif	Makers Mark	Mends	Vessel #	Common Name (Species)	Typology	Comments	Dates	Reference
293.9	D	34			92			4	1	H	Household	Ceramic	Refined Earthenware	Hollowware		Body Sherd		Whiteware	Exterior Spalled									Tiny sherd with no visible decorations	1815-	Azizi et al 1996
294.1		99			161				1	H	Architectural	Glass	Common Glass	Window Glass	Aqua	Fragment												Tiny fragment.		www.jefpat.org
294.2		99			161				1	H	Household	Ceramic	Coarse Earthenware	Hollowware		Base Sherd		Redware	Lead Glazed	Single Glazed	Brown							Tiny sherd glazed on the interior.		
294.3		99			161				1	H	Household	Ceramic	Coarse Earthenware	Hollowware		Body Sherd		Redware	Lead Glazed	Double Glazed	Green	Indeterminate						Tiny sherd with mint green color on both sides. Not sure if part of a slip decoration or just an all around green color.		
294.4		99			161				1	O	Indeterminate	Fauna	Bone	Bone		Fragment										Unidentified Mammal		Small fragment		
294.5		99			161				1	O	Indeterminate	Fauna	Bone	Tooth		Fragment										Unidentified Mammal		Probably part of a long tooth.		Azizi et al 1996
295.1	D	57			117				1	H	Architectural	Metal	Iron	Nail		Complete	Indeterminate											Rusted, unclear if wrought or cut, L-head		
295.2	D	57			117				1	H	Architectural	Other	Composite	Mortar		Fragment														
295.3	D	57			117				1	H	Architectural	Ceramic	Coarse Earthenware	Brick, Fragment														Brick fragment, no sides present		Miller et al 2000:12
295.4	D	57			117				1	H	Household	Ceramic	Coarse Earthenware	Hollowware		Body/Rim Sherd		Redware	Slip Decorated	Single Glazed	Yellow	Trailed Slip						One straight slip line visible		
296.1	C	18			75				1	H	Architectural	Metal	Iron	Nail		Fragment	Indeterminate											Partial nail, not enough to determine if cut or wrought		
296.2	C	18			75				1	H	Architectural	Glass	Common Glass	Window Glass	Aqua	Fragment														
296.3	C	18			75				1	O	Indeterminate	Fauna	Bone	Bone		Fragment										Unidentified Mammal		No cut or butcher marks visible		
296.4	C	18			75				1	O	Food Related	Fauna	Bone	Bone		Fragment										Unidentified Mammal		One shallow cut mark visible		
296.5	C	18			75				1	H	Household	Ceramic	Coarse Earthenware	Hollowware		Body Sherd		Redware	Lead Glazed	Single Glazed	Brown	Indeterminate						Curved fragment, glazed on interior		Denker & Denker 1985:54-68
296.6	C	18			75				3	H	Household	Ceramic	Coarse Earthenware	Hollowware		Body Sherd		Redware	Exterior Spalled	Lead Glazed	Brown	Indeterminate						Curved fragments		
296.7	C	18			75				1	H	Household	Ceramic	Coarse Earthenware	Indeterminate		Body Sherd		Redware	Exterior Spalled	Unknown								Small unglazed fragments		
296.8	C	18			75				1	H	Household	Ceramic	Coarse Earthenware	Hollowware		Body Sherd		Redware	Lead Glazed	Single Glazed	Brown							Curved fragment, interior glaze, gray on exterior		
297.1	C	88			88				1	H	Architectural	Metal	Iron	Nail		Complete	Wire											Wire cut nail	1875-	Wells 2000:326
297.10	C	88			88				1	H	Household	Ceramic	Coarse Earthenware	Hollowware		Rim Sherd		Redware	Lead Glazed	Single Glazed	Brown, Dark	Indeterminate						German style rim fragment		
297.11	C	88			88				1	H	Household	Ceramic	Coarse Earthenware	Hollowware		Body Sherd		Redware	Lead Glazed	Single Glazed	Brown, Dark	Indeterminate						Curved fragment		
297.12	C	88			88				1	H	Household	Ceramic	Refined Earthenware	Indeterminate		Body Sherd		Pearlware	Indeterminate									Curved fragment, line on the exterior	1775-1840	Azizi et al 1996
297.2	C	88			88				1	H	Architectural	Metal	Iron	Nail		Complete	Indeterminate											Very short, looks like a tack		
297.3	C	88			88				1	H	Architectural	Metal	Iron	Nail		Fragment	Cut											Unclear what type of cut nail, too rusted		
297.4	C	88			88				2	H	Architectural	Metal	Iron	Nail		Complete	Indeterminate											Two nails, one is bent, too rusted to determine if cut or wrought		
297.5	C	88			88				1	H	Indeterminate	Metal	Iron	Indeterminate		Fragment	Indeterminate											Curved, rusted piece of metal, probably a nail		
297.6	C	88			88				2	H	Indeterminate	Glass	Common Glass	Mirror Glass	Aqua	Fragment														Denker & Denker 1985:54-68
297.7	C	88			88				1	H	Architectural	Glass	Common Glass	Window Glass	Aqua	Fragment														
297.8	C	88			88				1	H	Household	Glass	Common Glass	Indeterminate	White	Body Sherd	Mold Blown, Indeterminate		Molded Pattern			Indeterminate						Small opaque white fragment with three molded, curved lines		
297.9	C	88			88				1	O	Indeterminate	Fauna	Bone	Bone		Fragment										Indeterminate		Possibly bird bone, smooth, hollow, no cut or butcher marks visible		
298.1	F	81			Clean-up				5	O	Indeterminate	Fauna	Bone	Bone		Fragment										Unidentified Mammal		No cut or butcher marks visible		
298.10	F	81			Clean-up				1	H	Architectural	Metal	Iron	Nail		Fragment	Cut											Nail fragment, probably hand-headed		
298.11	F	81			Clean-up				11	H	Architectural	Metal	Iron	Nail		Fragment	Indeterminate											Rusted nail fragments		
298.12	F	81			Clean-up				2	H	Household	Ceramic	Coarse Earthenware	Hollowware		Rim Sherd		Redware	Lead Glazed	Single Glazed	Brown, Dark	Indeterminate						Two German style rims, pieces do not mend but probably part of the same vessel		
298.13	F	81			Clean-up				1	H	Household	Ceramic	Coarse Earthenware	Hollowware		Rim Sherd		Redware	Lead Glazed	Single Glazed	Brown, Dark	Indeterminate						Chipped rim fragment, possibly German style rim		
298.14	F	81			Clean-up				1	H	Household	Ceramic	Coarse Earthenware	Hollowware		Rim Sherd		Redware	Interior Spalled			Indeterminate						German style rim, spalled interior		
298.15	F	81			Clean-up				1	H	Household	Ceramic	Coarse Earthenware	Hollowware		Base Sherd		Redware	Lead Glazed	Single Glazed	Brown, Light	Indeterminate						Curved base fragment		
298.16	F	81			Clean-up				12	H	Household	Ceramic	Coarse Earthenware	Hollowware		Body Sherd		Redware	Lead Glazed	Single Glazed	Brown	Indeterminate						Curved fragments, glazed interior, multiple vessels represented		
298.17	F	81			Clean-up				2	H	Household	Ceramic	Coarse Earthenware	Indeterminate		Body Sherd		Redware	Interior Spalled			Indeterminate						Curved fragments		
298.18	F	81			Clean-up				3	H	Household	Ceramic	Coarse Earthenware	Indeterminate		Body Sherd		Redware	Exterior Spalled	Lead Glazed	Brown, Dark	Indeterminate						Curved fragments		
298.19	F	81			Clean-up				1	H	Household	Ceramic	Coarse Earthenware	Hollowware		Rim Sherd		Redware	Exterior Spalled	Lead Glazed	Gray	Indeterminate						Curved rim fragment		
298.2	F	81			Clean-up				1	H	Fuel	Lithic	Coal	Coal Fragment																Azizi et al 1996
298.20	F	81			Clean-up				1	H	Household	Ceramic	Stoneware	Hollowware	Gray	Body Sherd		Salt Glazed, Gray/Buff Bodied	Albany-Type Slip		Brown							Albany slip on interior	1805-1940	Miller et al 2000:10
298.21	F	81			Clean-up				2	H	Household	Ceramic	Refined Earthenware	Plate		Base/Body/Rim Sherd		Pearlware	Indeterminate									Small plate, maybe a cup-plate, tooled round foot, molded "...P. CO" on the base	1775-1840	Azizi et al 1996
298.22	F	81			Clean-up				1	H	Household	Ceramic	Refined Earthenware	Flatware		Base Sherd		Pearlware	Indeterminate									Base fragment with part of the base ring present, tooled	1775-1840	Azizi et al 1996
298.23	F	81			Clean-up				6	H	Household	Ceramic	Refined Earthenware	Indeterminate		Body Sherd		Pearlware	Exterior Spalled									Small spalled fragments	1775-1840	Azizi et al 1996
298.24	F	81			Clean-up				2	H	Household	Ceramic	Refined Earthenware	Indeterminate		Indeterminate		Pearlware	Indeterminate									Two fragments, flat on one side, the other side is almost completely spalled, some glaze visible	1775-1840	Azizi et al 1996
298.25	F	81			Clean-up				1	H	Household	Ceramic	Refined Earthenware	Indeterminate		Base Sherd		Pearlware	Indeterminate									Flat base fragment, tooled	1775-1840	Azizi et al 1996
298.26	F	81			Clean-up				1	H	Household	Ceramic	Refined Earthenware	Indeterminate		Indeterminate		Whiteware	Indeterminate									Small flat fragment	1815-	Azizi et al 1996
298.27	F	81			Clean-up				1	H	Household	Ceramic	Refined Earthenware	Indeterminate		Body Sherd		Creamware	Indeterminate									Curved fragment, partially spalled on one side	1762-1820	Miller et al 2000:12
298.3	F	81			Clean-up				1	H	Architectural	Glass	Common Glass	Window Glass	Aqua	Fragment														
298.4	F	81			Clean-up				1	H	Personal	Fauna	Bone	Button		Complete	Cut /Carved											Four holes in the center		Azizi et al 1996
298.5	F	81			Clean-up				1	H	Tool	Metal	Iron	Scissors		Fragment	Indeterminate											Two rusted blades, attached, handles missing		
298.6	F	81			Clean-up				1	H	Personal	Metal	Iron	Buckle		Complete	Indeterminate											Rusted metal buckle, square		
298.7	F	81			Clean-up				1	H	Indeterminate	Metal	Iron	Indeterminate		Fragment	Indeterminate											Partial rusted hollow tube, comes together and flares out at one end		
298.8	F	81			Clean-up				10	H	Architectural	Metal	Iron	Nail		Fragment	Cut											Rusted nail fragments		Azizi et al 1996
298.9	F	81			Clean-up				1	H	Architectural	Metal	Iron	Nail		Fragment	Cut, Hand Headed											Wide hand-headed top	1790-1830	Wells 2000:323-325
299.1	D	34			92				1	O	Indeterminate	Fauna	Bone	Bone		Fragment										Indeterminate		No cut or butcher marks visible		
299.10	D	34			92				1	H	Household	Ceramic	Coarse Earthenware	Hollowware		Body Sherd		Redware	Slip Decorated	Single Glazed	Gray	Indeterminate						Curved fragment, gray and dark brown slip decorated, at least one line of each		
299.2	D	34			92				2	H	Architectural	Metal	Iron	Nail		Complete	Cut											Two cut nails, square heads, unclear what type of cut nail		
299.3	D	34			92				3	H	Architectural	Metal	Iron	Nail		Complete	Indeterminate											Very rusted		Miller et al 2000:13
299.4	D	34			92				1	H	Household	Ceramic	Coarse Earthenware	Indeterminate		Indeterminate		Redware	Unglazed			Indeterminate						Unglazed redware fragment		
299.5	D	34			92				8	H	Architectural	Glass	Common Glass	Window Glass	Aqua	Fragment														www.jefpat.org
299.6	D	34			92				2	H	Architectural	Other	Composite	Mortar		Fragment														
299.7	D	34			92				1	H	Household	Glass	Common Glass	Container Glass	Aqua	Body Sherd	Mold Blown, Indeterminate											Curved fragment with one seam visible		Miller et al 2000:13

FS	SB	Fea	TU	STP	Cxt	Strat	Hzn	AU	Count	H/P	Group	Class	Material	Object	Object Color	Part	Manufacture Technique	Ware	1st Decoration	2nd Decoration	Decoration Color	Pattern/Motif	Makers Mark	Mends	Vessel #	Common Name (Species)	Typology	Comments	Dates	Reference
299.8	D	34			92				2	H	Household	Ceramic	Refined Earthenware	Indeterminate		Rim Sherd		Pearlware	Painted	Exterior Spalled	Blue	Indeterminate						Small rim fragment, painted blue line around the rim and at least two triangular lines	1775-1830	Miller et al 2000:12, Miller et al 2000:13
299.9	D	34			92				1	H	Household	Ceramic	Refined Earthenware	Indeterminate		Indeterminate		Pearlware	Painted	Exterior Spalled	Blue	Indeterminate						Small fragment, two blue lines and another small v-like shape	1775-1830	Miller et al 2000:12, www.sha.org/bottle/
300.1	D	70			130				222	H	Architectural	Glass	Common Glass	Window Glass	Aqua	Fragment														Azizi et al 1996
300.10	D	70			130				5	H	Indeterminate	Metal	Iron	Indeterminate		Fragment	Wire											Thin wire fragments.		Azizi et al 1996
300.11	D	70			130				5	H	Indeterminate	Metal	Iron	Indeterminate		Fragment												Rusted flat iron fragments.		
300.12	D	70			130				1	H	Indeterminate	Metal	Copper Alloy	Indeterminate		Fragment												Copper alloy key hole plate.		www.jefpat.org
300.13	D	70			130				1	H	Fuel	Lithic	Coal	Coal Fragment																Azizi et al 1996
300.14	D	70			130				6	O	Indeterminate	Fauna	Bone	Bone		Fragment										Indeterminate				www.jefpat.org
300.15	D	70			130				3	O	Indeterminate	Fauna	Bone	Bone		Complete										Indeterminate				www.jefpat.org
300.16	D	70			130				7	O	Indeterminate	Fauna	Bone	Bone		Fragment										Unidentified Mammal				http://www.aladdinlamps.info/model6.htm
300.17	D	70			130				5	O	Indeterminate	Fauna	Bone	Bone		Fragment										Unidentified Mammal		Multiple large mammal vertebrae. Three fragments refit.		www.jefpat.org
300.18	D	70			130				2	O	Indeterminate	Fauna	Bone	Tooth		Fragment										Unidentified Mammal		Tooth fragment refit.		
300.19	D	70			130				4	O	Indeterminate	Fauna	Bone	Bone		Fragment										Unidentified Bird				
300.2	D	70			130				13	H	Architectural	Metal	Iron	Nail		Fragment	Indeterminate													Miller et al 2000:12
300.20	D	70			130				1	O	Food Related	Fauna	Bone	Calcined Bone		Fragment										Unidentified Bird		Calcined bone. Burned.		Wells 2000:324-326
300.21	D	70			130				1	H	Indeterminate	Fauna	Bone	Indeterminate		Fragment	Cut /Carved											Rectangular shaped cut bone object. Thin. Could be a utensil handle. Notch on interior.		
300.22	D	70			130				1	H	Toy/Recreation	Ceramic	Refined Earthenware	Marble	Gray	Complete		White Ball Clay												www.jefpat.org
300.23	D	70			130				1	H	Personal	Metal	Copper Alloy	Button		Almost Complete	Cast											Copper alloy button. Missing shank.		Azizi et al 1996
300.24	D	70			130				1	H	Personal	Metal	White Metal	Button		Complete	Cast											Wire loop shank. Heavily rusted.		Azizi et al 1996
300.25	D	70			130				5	H	Personal	Ceramic	Porcelain	Button	White	Complete	Pressed	Porcelain, Hard Paste										five complete buttons. 4-hole Prosser saucer shaped.	1840-1960	Sprague 2002:111
300.26	D	70			130				1	H	Personal	Ceramic	Porcelain	Button	White	Complete	Pressed	Porcelain, Hard Paste										4-hole tire shaped Prosser button.	1840-1960	Sprague 2002:111
300.27	D	70			130				1	H	Personal	Ceramic	Porcelain	Button	Black	Complete	Pressed	Porcelain, Hard Paste	Dyed Body		Black							Two-hole tire shaped Prosser button.	1840-1960	Sprague 2002:111
300.28	D	70			130				1	H	Household	Glass	Common Glass	Indeterminate	Olive, Dark	Body Sherd	Indeterminate													
300.29	D	70			130				3	H	Household	Glass	Common Glass	Container Glass	Aqua	Body Sherd	Mold Blown, Indeterminate		Molded Pattern			Indeterminate						Three vessels represented.		
300.3	D	70			130				16	H	Architectural	Metal	Iron	Nail		Fragment	Cut													
300.30	D	70			130				7	H	Household	Glass	Common Glass	Jar	Aqua	Body/Rim Sherd	Mold Blown, Mouth											6 sherds mend into two sections. One sherd does not mend. Cylindrical shaped jar w/ ground rim.		
300.3015	D	70			130				1	H	Household	Glass	Common Glass	Bottle	Aqua	Complete	Mold Blown, Mouth								G-0015			Cylindrical shaped small bottle. Cup-bottom mold. Prescription finish. Absence of air venting marks.	1850-1915	www.sha.org/bottle/, www.jefpat.org
300.3016	D	70			130				1	H	Household	Glass	Common Glass	Bottle, Medicine	Aqua	Complete	Mold Blown, Mouth								G-0016			Small/thin rectangular shaped medical bottle. Paneled sides. Tooled Patent finish. Cup-bottom mold. Absence of air venting marks.	1850-1915	www.sha.org/bottle/
300.3017	D	70			130				1	H	Household	Glass	Common Glass	Bottle	Aqua	Complete	Mold Blown, Mouth		Embossed			Lettering			G-0017			Rectangular shaped bottle. Tooled patent finish. Cup-bottom mold w/ pontil mark. No air venting marks. Front panel has "WHITE/Oil" encircling a bell. Side panel, "H Bell" & other side panel, "HAGERSTOWN MD". History of company not found. Chamfered corners.	1865-1880	www.sha.org/bottle/
300.34	D	70			130				8	H	Household	Glass	Non-Lead Glass	Indeterminate	Colorless	Body Sherd	Indeterminate											Multiple vessels represented.		
300.35	D	70			130				4	H	Lighting	Glass	Non-Lead Glass	Lamp Glass	Colorless	Body/Rim Sherd	Indeterminate											Two sherds mend. All from the same lamp		
300.36	D	70			130				4	H	Household	Glass	Non-Lead Glass	Goblet	Colorless	Body/Rim Sherd	Pressed		Molded Pattern			Paneled						Repeating vertical running arched panels. Sherds do not mend but are from the same vessel.		www.jefpat.org
300.37	D	70			130				1	H	Household	Glass	Lead	Container Glass	Colorless	Body Sherd	Indeterminate													
300.38	D	70			130				10	H	Household	Glass	Lead	Goblet	Colorless	Base/Body/Rim Sherd	Pressed		Molded Pattern			Paneled						Molded decoration on ext. has arched vertical panels. Five sherds mend. All from the same vessel.		
300.39	D	70			130				2	H	Household	Glass	Lead	Container Glass	Colorless	Body Sherd	Pressed		Molded Pattern			Paneled						Two vessels represented. Paneled decoration on exterior.		
300.4	D	70			130				43	H	Architectural	Metal	Iron	Nail		Fragment	Cut												1830-1890	Wells 2000:324-326
300.40	D	70			130				1	H	Household	Glass	Lead	Container Glass	Colorless	Rim Sherd	Indeterminate													
300.41	D	70			130				7	H	Household	Glass	Lead	Goblet	Colorless	Body/Rim Sherd	Pressed		Molded Pattern			Geometric Pattern						Goblet w/ repeating hexagonal (beehive) pattern on exterior. Could match the base in entry 300.42.		
300.42	D	70			130				2	H	Household	Glass	Lead	Goblet	Colorless	Base Sherd	Pressed		Molded Pattern			Paneled						Sherds mend. Molded vertical running paneled stem. Could match entry 300.41.		Snyder 1992
300.43	D	70			130				82	H	Household	Ceramic	Coarse Earthenware	Indeterminate		Body Sherd		Redware	Lead Glazed	Single Glazed	Brown							Multiple vessels represented.		
300.44	D	70			130				2	H	Household	Ceramic	Coarse Earthenware	Indeterminate		Body Sherd		Redware	Lead Glazed	Single Glazed	Brown							Two vessels represented. Brown glaze on interior. Exterior has a white/gray wash.		
300.45	D	70			130				5	H	Household	Ceramic	Coarse Earthenware	Indeterminate		Body Sherd		Redware	Lead Glazed	Single Glazed	Brown, Dark									
300.46	D	70			130				1	H	Household	Ceramic	Coarse Earthenware	Hollowware		Body Sherd		Redware	Lead Glazed	Single Glazed	Brown, Dark							Incised/tie-down line on exterior. Very dark brown glaze on interior.		
300.47	D	70			130				1	H	Household	Ceramic	Coarse Earthenware	Hollowware		Body Sherd		Redware	Lead Glazed	Single Glazed	Black							Incised/tie-down line on exterior. Black glaze on interior.		
300.48	D	70			130				5	H	Household	Ceramic	Coarse Earthenware	Hollowware		Body Sherd		Redware	Lead Glazed	Single Glazed	Brown							Multiple vessels represented. Brown glaze on interior. Exterior unglazed has incised/tie-down lines.		
300.49	D	70			130				1	H	Household	Ceramic	Coarse Earthenware	Indeterminate		Base Sherd		Redware	Lead Glazed	Single Glazed	Brown									Snyder 1992
300.5	D	70			130				21	H	Architectural	Metal	Iron	Nail		Almost Complete	Cut												1830-1890	Wells 2000:324-326
300.50	D	70			130				1	H	Household	Ceramic	Coarse Earthenware	Hollowware		Base/Body Sherd		Redware	Lead Glazed	Single Glazed	Brown							Thin bodied small hollowware. Unglazed exterior. Interior brown glaze.		www.jefpat.org

FS	SB	Fea	TU	STP	Cxt	Strat	Hzn	AU	Count	H/P	Group	Class	Material	Object	Object Color	Part	Manufacture Technique	Ware	1st Decoration	2nd Decoration	Decoration Color	Pattern/Motif	Makers Mark	Mends	Vessel #	Common Name (Species)	Typology	Comments	Dates	Reference
300.51	D	70			130				1	H	Household	Ceramic	Coarse Earthenware	Hollowware		Base/Body Sherd		Redware	Lead Glazed	Single Glazed	Brown							Large hollowware. Brown glaze on interior. Exterior unglazed. Probably a jar. Finger prints on exterior.		Azizi et al 1996
300.52	D	70			130				1	H	Household	Ceramic	Coarse Earthenware	Indeterminate		Body Sherd		Redware	Indeterminate	Interior Spalled										
300.53	D	70			130				1	H	Household	Ceramic	Coarse Earthenware	Indeterminate		Rim Sherd		Redware	Indeterminate	Interior Spalled								Interior spalled. Smear of glaze on exterior.		
300.54	D	70			130				1	H	Household	Ceramic	Coarse Earthenware	Hollowware		Rim Sherd		Redware	Lead Glazed	Single Glazed	Brown							Brown glaze on interior. Exterior unglazed.		
300.55	D	70			130				1	H	Household	Ceramic	Coarse Earthenware	Jar		Body/Rim Sherd		Redware	Lead Glazed	Single Glazed	Brown							German style rim.		Miller et al 2000:12
300.56	D	70			130				2	H	Household	Ceramic	Coarse Earthenware	Jar		Body/Rim Sherd		Redware	Lead Glazed	Single Glazed	Brown							Sherds from the same jar. German style rim.		
300.57	D	70			130				1	H	Household	Ceramic	Coarse Earthenware	Hollowware		Body Sherd		Redware	Slip Decorated	Double Glazed	Tan	Indeterminate						Dark brown glaze on interior & exterior. Ext. has tan slip.		
300.58	D	70			130				1	H	Household	Ceramic	Coarse Earthenware	Hollowware		Body Sherd		Redware	Slip Decorated	Double Glazed	Green	Over All Slip						Green overall slip on exterior. Interior has a tan slip dot.		Miller et al 2000:12
300.59	D	70			130				1	H	Household	Ceramic	Porcelain	Indeterminate		Body Sherd		Porcelain, Hard Paste	Indeterminate											
300.60	D	70			130				5	H	Household	Ceramic	Refined Earthenware	Indeterminate		Body Sherd		White Granite	Undecorated									Multiple vessels represented.	1840-1930	www.jefpat.org
300.6	D	70			130				1	H	Architectural	Metal	Iron	Spike		Complete	Cut													Miller et al 2000:12
300.61	D	70			130				5	H	Household	Ceramic	Refined Earthenware	Indeterminate		Body Sherd		White Granite	Indeterminate	Exterior Spalled								Multiple vessels represented.	1840-1930	www.jefpat.org
300.62	D	70			130				1	H	Household	Ceramic	Refined Earthenware	Hollowware		Base Sherd		White Granite	Molded Pattern			Fluted						Large fluted pedestaled footring. Large hollowware.	1840-1930	www.jefpat.org
300.63	D	70			130				8	H	Household	Ceramic	Refined Earthenware	Tea Cup		Base/Body/Rim Sherd		White Granite	Tulip Shape									Sherds mend. Tulip shaped tea cup. Some sherds are burned.	1850-1925	www.jefpat.org
300.64	D	70			130				2	H	Household	Ceramic	Refined Earthenware	Indeterminate		Body Sherd		Whiteware	Indeterminate	Exterior Spalled								Two vessels represented.	1815-	Azizi et al 1996
300.65	D	70			130				2	H	Household	Ceramic	Refined Earthenware	Indeterminate		Rim Sherd		Whiteware	Printed		Purple	Floral						Printed purple floral decoration on interior. Slightly flared scalloped rim. Sherds mend. Probably a hollowware. Matches entry 300.66	1829-1915	www.jefpat.org
300.66	D	70			130				1	H	Household	Ceramic	Refined Earthenware	Indeterminate		Base Sherd		Whiteware	Printed		Purple	Floral						Printed purple floral decoration on interior. Round footring w/ use wear. Matches entry 300.65.	1829-1915	www.jefpat.org
300.67	D	70			130				1	H	Household	Ceramic	Refined Earthenware	Indeterminate		Body Sherd		Whiteware	Painted	Interior Spalled	Brown	Indeterminate						Interior spalled. Brown painted decoration present.	1830-1880	www.jefpat.org
300.68	D	70			130				2	H	Household	Ceramic	Refined Earthenware	Saucer		Base/Body/Rim Sherd		Whiteware	Painted		Chrome Colors	Floral						Sherds mend. Floral painted decoration on interior has black stems, green leaves w/ blue flowers.	1830-1880	www.jefpat.org
300.69	D	70			130				6	H	Household	Ceramic	Refined Earthenware	Hollowware		Body Sherd		Pearlware	Dipt		Blue, Brown & White	Mocha						Two sherds mend. All from the same vessel. Dark brown band followed by a white band then a large blue band w/ dark brown Mocha pattern.	1790-1860	www.jefpat.org
300.70	D	70			130				1	H	Household	Ceramic	Refined Earthenware	Hollowware		Body Sherd		Pearlware	Dipt		Brown	Indeterminate						Brown dipt decoration on exterior. Ext. mostly spalled.	1775-1860	Azizi et al 1996
300.7	D	70			130				1	H	Hardware	Metal	Iron	Bolt/Nut		Complete	Indeterminate													
300.71	D	70			130				1	H	Household	Ceramic	Refined Earthenware	Plate		Body Sherd		Pearlware	Indeterminate									Use wear on interior.	1775-1840	Azizi et al 1996
300.72	D	70			130				2	H	Household	Ceramic	Refined Earthenware	tableware, General		Rim Sherd		Pearlware	Molded Pattern	Painted	Green	Shell Edge, Indeterminate						Exterior spalled. Green painted horizontal running repetitive lines.	1775-1840	Azizi et al 1996
300.73	D	70			130				1	H	Household	Ceramic	Refined Earthenware	Indeterminate		Body Sherd		Creamware	Indeterminate	Exterior Spalled								Exterior spalled.	1762-1820	Miller et al 2000:12
300.74	D	70			130				1	H	Household	Ceramic	Refined Earthenware	Indeterminate		Body Sherd		Unidentified Refined Earthenware	Both Surfaces Spalled									Refined earthenware w/ both surfaces spalled.		Azizi et al 1996
300.8	D	70			130				1	H	Hardware	Metal	Iron	Bolt		Complete	Indeterminate													
300.9	D	70			130				1	H	Indeterminate	Metal	Iron	Indeterminate		Fragment												Very long cut spike or tool. Bent & rusted.		Miller et al 2000:13
301.1	D	89			151				1	H	Architectural	Ceramic	Coarse Earthenware	Brick, Fragment	Orange															
301.2	D	89			151				2	H	Architectural	Metal	Iron	Nail		Almost Complete	Cut												1830-1890	Wells 2000:324-326
301.3	D	89			151				1	H	Architectural	Metal	Iron	Nail		Almost Complete	Cut											Large cut nail. Could be a spike.	1830-1890	Wells 2000:324-326
301.4	D	89			151				1	H	Household	Glass	Common Glass	Jar	Aqua	Body/Rim Sherd	Mold Blown, Indeterminate											Aqua color cylindrical shaped jar w/ ground rim.		Azizi et al 1996
301.5	D	89			151				1	H	Household	Glass	Non-Lead Glass	Bottle	Colorless	Base/Body Sherd	Mold Blown, Mouth											Small cylindrical shaped bottle. Cup bottom mold.	1850-1910	www.sha.org/bottle/
302.1	D	48			108				1	P	Debitage	Lithic	Rhyolite	Early Reduction Flake	Gray	Complete												Phenocrysts visible		
302.2	D	48			108				1	H	Household	Ceramic	Coarse Earthenware	Indeterminate		Body Sherd		Redware	Both Surfaces Spalled											www.jefpat.org
302.3	D	48			108				1	H	Household	Ceramic	Coarse Earthenware	Indeterminate		Body Sherd		Redware	Lead Glazed	Single Glazed	Brown, Dark									
302.4	D	48			108				2	H	Household	Ceramic	Coarse Earthenware	Indeterminate		Body Sherd		Redware	Lead Glazed	Exterior Spalled	Brown, Dark							Sherds from the same vessel.		
302.5	D	48			108				1	H	Household	Ceramic	Coarse Earthenware	Indeterminate		Body Sherd		Redware	Lead Glazed	Single Glazed	Brown									
302.6	D	48			108				1	H	Household	Ceramic	Coarse Earthenware	Indeterminate		Body Sherd		Redware	Lead Glazed	Exterior Spalled	Brown, Light							Exterior spalled. Interior light brown glaze.		
302.7	D	48			108				1	H	Household	Ceramic	Coarse Earthenware	Indeterminate		Base Sherd		Redware	Lead Glazed	Single Glazed	Brown							Exterior mostly spalled. Burned.		
302.8	D	48			108				1	H	Household	Ceramic	Refined Earthenware	Indeterminate		Base/Body Sherd		Pearlware	Painted		Blue	Floral						Painted blue floral decoration on interior. Use wear on the footring.	1775-1830	Miller et al 2000:12
302.9	D	48			108				1	H	Household	Ceramic	Refined Earthenware	Indeterminate		Body Sherd		Creamware	Indeterminate	Interior Spalled									1762-1820	Miller et al 2000:12
303.1		96			158				7	H	Architectural	Glass	Common Glass	Window Glass	Aqua	Fragment														
303.10		96			158				1	H	Personal	Fauna	Shell	Button		Almost Complete												Plain shell button missing the shank.		
303.11		96			158				1	H	Personal	Fauna	Shell	Button		Almost Complete												Two-hole shell button.		
303.12		96			158				1	H	Personal	Metal	White Metal	Button		Complete	Cast		Plated		Gold							Probably pewter. Corroded/ heavy patina. Wire loop shank. Gold gilding/planting present on shank.		
303.13		96			158				1	H	Personal	Metal	Copper Alloy	Button		Complete	Cast											Conical shaped button w/ wire shank.		
303.14		96			158				1	H	Personal	Metal	Copper Alloy	Button		Almost Complete	Cast		Plated		Silver							Plain button w/ silver plating. Missing shank.		
303.15		96			158				1	H	Personal	Metal	Copper Alloy	Button		Complete	Cast											Large copper alloy plain button w/ a wire loop shank.		
303.16		96			158				3	O	Indeterminate	Fauna	Bone	Bone		Fragment										Indeterminate				
303.17		96			158				1	O	Indeterminate	Fauna	Bone	Bone		Complete										Indeterminate				
303.18		96			158				4	O	Indeterminate	Fauna	Bone	Tooth		Fragment										Unidentified Mammal				
303.19		96			158				1	O	Indeterminate	Fauna	Bone	Skull		Almost Complete										Muskrat				
303.2		96			158				1	H	Architectural	Other	Composite	Mortar	White/Tan	Fragment														
303.20		96			158				3	H	Household	Glass	Common Glass	Indeterminate	Aqua	Body Sherd	Indeterminate											Multiple vessels represented.		
303.21		96			158				1	H	Household	Glass	Common Glass	Container Glass	Colorless	Base/Body Sherd	Mold Blown, Indeterminate											Cylindrical shaped Container glass base.		
303.22		96			158				1	H	Household	Ceramic	Coarse Earthenware	Indeterminate		Body Sherd		Redware	Lead Glazed	Single Glazed	Brown									
303.23		96			158				1	H	Household	Ceramic	Coarse Earthenware	Indeterminate		Body Sherd		Redware	Lead Glazed	Exterior Spalled	Brown									Wells 2000:324-326
303.24		96			158				9	H	Household	Ceramic	Coarse Earthenware	Indeterminate		Body Sherd		Redware	Lead Glazed	Single Glazed	Brown, Dark							Multiple vessels represented.		
303.25		96			158				3	H	Household	Ceramic	Coarse Earthenware	Indeterminate		Body Sherd		Redware	Lead Glazed	Exterior Spalled	Brown, Dark							Multiple vessels represented.		
303.26		96			158				1	H	Household	Ceramic	Coarse Earthenware	Indeterminate		Body Sherd		Redware	Lead Glazed	Single Glazed	Brown, Light									

FS	SB	Fea	TU	STP	Cxt	Strat	Hzn	AU	Count	H/P	Group	Class	Material	Object	Object Color	Part	Manufacture Technique	Ware	1st Decoration	2nd Decoration	Decoration Color	Pattern/Motif	Makers Mark	Mends	Vessel #	Common Name (Species)	Typology	Comments	Dates	Reference
303.27		96			158				2	H	Household	Ceramic	Coarse Earthenware	Indeterminate		Body Sherd		Redware	Lead Glazed	Exterior Spalled	Brown, Light							Two vessels represented.		
303.28		96			158				1	H	Household	Ceramic	Coarse Earthenware	Indeterminate		Body Sherd		Redware	Indeterminate	Interior Spalled										
303.29		96			158				1	H	Household	Ceramic	Coarse Earthenware	Indeterminate		Body Sherd		Redware	Both Surfaces Spalled											
303.3		96			158				6	H	Architectural	Metal	Iron	Nail		Fragment	Cut													
303.30		96			158				1	H	Household	Ceramic	Coarse Earthenware	Hollowware		Body Sherd		Redware	Lead Glazed	Double Glazed	Brown, Dark									
303.31		96			158				1	H	Household	Ceramic	Coarse Earthenware	Hollowware		Body Sherd		Redware	Lead Glazed	Double Glazed	Brown, Light							Light brown glaze on exterior looks slightly burned or discolored.		
303.32		96			158				1	H	Household	Ceramic	Coarse Earthenware	Hollowware		Body Sherd		Redware	Lead Glazed	Double Glazed	Brown, Light							Two vessels represented.		www.jefpat.org
303.33		96			158				1	H	Household	Ceramic	Coarse Earthenware	Indeterminate		Body Sherd		Redware	Lead Glazed	Exterior Spalled	Brown							Body of sherd is pink color.		
303.34		96			158				2	H	Household	Ceramic	Coarse Earthenware	Indeterminate		Body Sherd		Redware	Lead Glazed	Single Glazed	Brown, Dark							Sherds mend. Dark brown glaze on interior. Charred exterior base.		
303.35		96			158				2	H	Household	Ceramic	Coarse Earthenware	Hollowware		Base Sherd		Redware	Lead Glazed	Single Glazed	Brown							Sherds mend.		
303.36		96			158				1	H	Household	Ceramic	Coarse Earthenware	Jar		Rim Sherd		Redware	Lead Glazed	Single Glazed	Brown, Dark							Burned redware sherd. German style rim.		
303.37		96			158				1	H	Household	Ceramic	Coarse Earthenware	Hollowware		Rim Sherd		Redware	Lead Glazed	Single Glazed	Brown, Light							German style rim. Pan or bowl. Use wear on interior rim.		
303.38		96			158				2	H	Household	Ceramic	Coarse Earthenware	Hollowware		Rim Sherd		Redware	Lead Glazed	Dark Patches in Glaze	Brown, Light							Sherds do not mend but are from the same vessel. Light brown double glaze w/ dark patches in glaze on ext. Rim is slightly flared.		
303.39		96			158				1	H	Household	Ceramic	Coarse Earthenware	Indeterminate		Body Sherd		Redware	Slip Decorated	Single Glazed	White & Brown, Dark	Indeterminate						Slip decoration on interior is probably trailed. Has white and dark brown slip.		
303.4		96			158				8	H	Architectural	Metal	Iron	Nail		Almost Complete	Cut												1830-1890	Wells 2000:324-326
303.40		96			158				1	H	Household	Ceramic	Coarse Earthenware	Hollowware		Body Sherd		Redware	Slip Decorated	Double Glazed	Green, Light	Over All Slip						Light green overall slip on interior Exterior light brown glaze.		
303.41		96			158				8	H	Household	Ceramic	Coarse Earthenware	Hollowware	Red	Body Sherd		Tin Glazed-Red Bodied	Sponged	Double Glazed	Blue	Indeterminate						Sherds do not mend but are from the same vessel. Gray/blue tin Glazed w/ light blue sponged decoration on the ext. Possibly made by John Bell.		
303.42		96			158				1	H	Household	Ceramic	Refined Earthenware	Indeterminate		Body Sherd		Porcelain, Hard Paste	Indeterminate											
303.43		96			158				34	H	Household	Ceramic	Refined Earthenware	Indeterminate		Body Sherd		Pearlware	Indeterminate									Multiple vessels represented.	1775-1840	Azizi et al 1996
303.44		96			158				1	H	Household	Ceramic	Refined Earthenware	Indeterminate		Base Sherd		Pearlware	Indeterminate										1775-1840	Azizi et al 1996
303.45		96			158				1	H	Household	Ceramic	Refined Earthenware	Hollowware		Body Sherd		Pearlware	Painted		Earth Tone Colors	Indeterminate						Painted decoration on exterior has two thin brown lines followed by a green pattern.	1795-1830	Miller et al 2000:12
303.46		96			158				1	H	Household	Ceramic	Refined Earthenware	Hollowware		Body Sherd		Pearlware/Whiteware	Printed	Interior Spalled	Blue	Indeterminate						Blue printed decoration on exterior. Interior is spalled.	1803-1880	www.jefpat.org
303.47		96			158				3	H	Household	Ceramic	Refined Earthenware	Indeterminate		Body Sherd		Creamware	Indeterminate									Multiple vessels represented.	1762-1820	Miller et al 2000:12
303.48		96			158				2	H	Household	Ceramic	Refined Earthenware	Indeterminate		Rim Sherd		Creamware	Indeterminate									Two vessels represented.	1762-1820	Miller et al 2000:12
303.49		96			158				1	P	Debitage	Lithic	Quartz	Flake Fragment	White	Distal														
303.5		96			158				1	H	Architectural	Metal	Iron	Nail		Almost Complete	Cut												1810-1835	Wells 2000:324-326
303.6		96			158				1	H	Architectural	Metal	Iron	Nail		Complete													1885-	Wells 2000:326-327
303.7		96			158				2	H	Personal	Ceramic	Refined Earthenware	Smoking Pipe		Stem		White Ball Clay										Pipe stem fragments refit.		
303.8		96			158				1	H	Hardware	Metal	Copper Alloy	Indeterminate		Complete	Indeterminate											Copper alloy hardware. Could be the male end of a grommet. Tiny shaft with a flat head.		
303.9		96			158				1	H	Indeterminate	Metal	Copper Alloy	Indeterminate		Complete												Tiny copper hook w/ a circular swivel grommet on one end. Could be hardware or from clothing.		
304.1	E	84			146				1	H	Indeterminate	Metal	Iron	Indeterminate		Fragment												Long flat rusted iron fragment.		
304.10	E	84			146				1	O	Indeterminate	Fauna	Bone	Bone		Complete										Indeterminate				
304.1061	E	84			146				2	H	Household	Ceramic	Refined Earthenware	Cup, Coffee/Tea		Almost Complete		White Granite	Undecorated					w/ self & 289	C-0061			Either a coffee cup or tea cup.	1840-1930	www.jefpat.org
304.11	E	84			146				1	O	Indeterminate	Fauna	Bone	Bone		Fragment										Unidentified Bird				
304.12	E	84			146				1	H	Architectural	Other	Composite	Mortar	Tan	Fragment														
304.13	E	84			146				1	H	Personal	Ceramic	Porcelain	Button	White	Complete	Pressed	Porcelain, Hard Paste										4-hole Prosser saucer shaped button.	1840-1960	Sprague 2002:111
304.14	E	84			146				1	H	Household	Ceramic	Coarse Earthenware	Indeterminate		Body Sherd		Redware	Lead Glazed	Single Glazed	Brown, Dark									
304.15	E	84			146				1	H	Household	Ceramic	Coarse Earthenware	Indeterminate		Body Sherd		Redware	Lead Glazed	Single Glazed	Brown, Light									
304.16	E	84			146				1	H	Household	Ceramic	Coarse Earthenware	Hollowware		Base Sherd		Redware	Slip Decorated	Double Glazed	White	Over All Slip						White over all slip on interior & exterior. Use wear on ext. footring. Slip is mostly spalled.		
304.17	E	84			146				1	H	Household	Ceramic	Coarse Earthenware	Hollowware		Body Sherd		Redware	Slip Decorated	Double Glazed	Green, Light	Over All Slip						Light green slip on interior & exterior.		
304.19	E	84			146				3	H	Household	Ceramic	Refined Earthenware	Indeterminate		Body Sherd		Pearlware	Indeterminate	Exterior Spalled									1775-1840	Azizi et al 1996
304.20	E	84			146				1	H	Household	Ceramic	Refined Earthenware	Indeterminate		Body Sherd		Creamware	Indeterminate										1762-1820	Miller et al 2000:12
304.2	E	84			146				2	H	Indeterminate	Metal	Iron	Indeterminate		Fragment												Long curved rusted iron fragments that refit.		
304.21	E	84			146				6	H	Household	Glass	Common Glass	Indeterminate	Aqua	Body Sherd	Indeterminate											Multiple vessels represented.		
304.22	E	84			146				1	H	Household	Glass	Common Glass	Container Glass	Aqua	Base/Body Sherd	Mold Blown, Indeterminate											Cylindrical shaped container. Mold seam present.		Azizi et al 1996
304.24	E	84			146				2	H	Household	Glass	Common Glass	Jar	Aqua	Body Sherd	Mold Blown, Indeterminate		Embossed			Lettering						Sherds mend. Embossed lettering on exterior, "POR..". Matches the Lid in entry 304.25.		
304.25	E	84			146				1	H	Household	Glass	Common Glass	Jar	Aqua	Lid	Pressed		Embossed			Lettering			G-0009			Pressed jar lid. Matches the jar in entry 304.24. Embossed letter on exterior, "PATD.FEB 12 56 NOV 4 62 DEC 6 64 JUNE 9 68 SEP 8 68"	1868-	Azizi et al 1996
304.26	E	84			146				1	H	Household	Glass	Non-Lead Glass	Indeterminate	Colorless	Body Sherd	Indeterminate													
304.29	E	84			146				2	H	Household	Glass	Lead	Indeterminate	Colorless	Body Sherd	Indeterminate											Two vessels represented.		
304.3	E	84			146				2	H	Indeterminate	Metal	Iron	Indeterminate		Fragment												Two flat rusted fragments.		www.jefpat.org
304.30	E	84			146				1	H	Household	Glass	Lead	Container Glass	Colorless	Base Sherd	Pressed		Molded Pattern			Indeterminate						Probably a tumbler. Molded star burst pattern on ext. base.		
304.3007	E	84			146				1	H	Household	Glass	Non-Lead Glass	Container Glass	Colorless	Base/Body Sherd	Pressed		Molded Pattern			Ribbed			G-0007			Patinated colorless tumbler. Vertical repeating rib pattern on exterior.		www.sha.org/bottle/
304.3008	E	84			146				7	H	Household	Glass	Common Glass	Bottle	Cobalt Blue	Almost Complete	Mold Blown, Mouth							w/ self & 289	G-0008			All sherds from the same bottle. Cylindrical shaped bottle w/ a tooled prescription finish. Could be a chemical or druggist bottle. Post mold.	1865-1920	www.sha.org/bottle/
304.3010	E	84			146				1	H	Household	Glass	Non-Lead Glass	Bottle, Medicine	Colorless	Complete	Mold Blown, Mouth		Embossed			Lettering			G-0010			Small oval shaped medicine bottle. Embossed on the exterior, "S.F. CROFT/ APOTHECARY/ HAGERSTOWN". Tooled prescription finish. Cup-bottom mold.	1875-1890	www.sha.org/bottle/
304.4	E	84			146				1	H	Hardware	Metal	Iron	Handle		Almost Complete	Indeterminate											Curve iron handle. Rusted.		www.jefpat.org

FS	SB	Fea	TU	STP	Cxt	Strat	Hzn	AU	Count	H/P	Group	Class	Material	Object	Object Color	Part	Manufacture Technique	Ware	1st Decoration	2nd Decoration	Decoration Color	Pattern/Motif	Makers Mark	Mends	Vessel #	Common Name (Species)	Typology	Comments	Dates	Reference
304.5	E	84			146				4	H	Architectural	Metal	Iron	Nail		Fragment	Cut													Azizi et al 1996
304.6	E	84			146				9	H	Personal	Other	Metal & Other	Shoe		Fragment												Tiny wooden heel section of a shoe w/ tiny cut nails present. Heavily burned.		Azizi et al 1996
304.7	E	84			146				3	H	Architectural	Glass	Common Glass	Window Glass	Aqua	Fragment														
304.8	E	84			146				1	O	Food Related	Fauna	Shell	Shell Hinge		Fragment										Oyster				
304.9	E	84			146				1	O	Indeterminate	Fauna	Bone	Bone		Fragment										Unidentified Mammal				
305.1	D	57			117				1	H	Architectural	Glass	Common Glass	Window Glass	Aqua	Fragment														
305.2	D	57			117				1	H	Architectural	Metal	Iron	Nail		Almost Complete	Indeterminate													
305.3	D	57			117				1	H	Architectural	Metal	Iron	Nail		Fragment	Cut												1830-1890	Wells 2000:324-326
305.4	D	57			117				1	O	Food Related	Fauna	Bone	Calcined Bone		Fragment										Indeterminate		Calcined bone. Burned.		
305.5	D	57			117				1	H	Household	Glass	Non-Lead Glass	Indeterminate	Colorless	Body Sherd	Indeterminate													
305.6	D	57			117				1	H	Household	Ceramic	Coarse Earthenware	Indeterminate		Body Sherd		Redware	Lead Glazed	Single Glazed	Brown, Light									
306.1	D	35			95				1	H	Architectural	Glass	Common Glass	Window Glass	Aqua	Fragment														
306.2	D	35			95				2	H	Architectural	Metal	Iron	Nail		Fragment	Cut													
306.3	D	35			95				1	H	Architectural	Metal	Iron	Nail		Almost Complete	Cut												1810-1835	Wells 2000:324-326
306.4	D	35			95				3	H	Architectural	Metal	Iron	Nail		Fragment	Cut												1830-1890	Wells 2000:324-326
306.5	D	35			95				3	H	Household	Ceramic	Coarse Earthenware	Indeterminate		Body Sherd		Redware	Lead Glazed	Single Glazed	Brown							Multiple vessels represented.		
306.6	D	35			95				2	H	Household	Ceramic	Coarse Earthenware	Indeterminate		Body Sherd		Redware	Lead Glazed	Single Glazed	Brown, Dark									
307.1	F	101			162				4	O	Indeterminate	Fauna	Bone	Bone		Fragment										Unidentified Mammal				
307.2	F	101			162				5	H	Architectural	Metal	Iron	Nail		Almost Complete	Cut													
307.3	F	101			162				1	H	Household	Ceramic	Coarse Earthenware	Indeterminate		Body Sherd		Redware	Lead Glazed	Single Glazed	Brown									
307.4	F	101			162				1	H	Household	Glass	Common Glass	Bottle	Aqua	Finish	Mold Blown, Mouth											Tapered/oil finish. To a small bottle. Aqua colored.	1835-1925	www.sha.org/bottle/
308.1	D	93			155				1	H	Indeterminate	Metal	Iron	Bracket		Fragment	Indeterminate											Rusted bent iron bracket w/ 4 nails through it.		Azizi et al 1996
308.2	D	93			155				1	H	Household	Ceramic	Refined Earthenware	Indeterminate		Rim Sherd		Pearlware	Indeterminate									Exterior mostly spalled. Possibly a hollowware. Slightly flared rim.	1775-1840	Azizi et al 1996
309.1	D	51			112				2	H	Architectural	Glass	Common Glass	Window Glass	Aqua	Fragment														
309.2	D	51			112				1	H	Household	Ceramic	Coarse Earthenware	Hollowware		Body Sherd		Redware	Slip Decorated	Double Glazed	Green	Over All Slip						Light green over all slip on exterior. Interior has light green trailed slip.		
309.3	D	51			112				1	H	Household	Ceramic	Porcelain	Hollowware		Base Sherd		Porcelain, Hard Paste	Indeterminate									Tall footring.		
310.1			46		48	6			18	H	Architectural	Glass	Common Glass	Window Glass	Aqua	Fragment														Azizi et al 1996
310.10			46		48	6			2	H	Household	Ceramic	Coarse Earthenware	Hollowware		Body Sherd		Redware	Lead Glazed	Single Glazed	Brown, Dark							Incised/tie-down lines on exterior. Interior has dark brown glaze.		
310.11			46		48	6			1	H	Household	Ceramic	Coarse Earthenware	Hollowware		Body Sherd		Redware	Lead Glazed	Double Glazed	Brown, Dark									
310.12			46		48	6			1	H	Household	Ceramic	Coarse Earthenware	Indeterminate		Base Sherd		Redware	Lead Glazed	Single Glazed	Brown, Dark									
310.13			46		48	6			2	H	Household	Ceramic	Coarse Earthenware	Indeterminate		Body Sherd		Redware	Lead Glazed	Single Glazed	Brown							Sherds mend. Interior is mostly spalled.		Azizi et al 1996
310.14			46		48	6			1	H	Household	Ceramic	Coarse Earthenware	Indeterminate		Body Sherd		Redware	Indeterminate	Interior Spalled										
310.15			46		48	6			2	H	Household	Ceramic	Coarse Earthenware	Indeterminate		Body Sherd		Redware	Slip Decorated	Single Glazed	Tan & Dark Brown	Indeterminate						Large amount of tan slip w/ dark brown slip. From the same vessel.		
310.16			46		48	6			1	H	Household	Ceramic	Coarse Earthenware	Indeterminate		Body Sherd		Redware	Slip Decorated	Single Glazed	Indeterminate	Trailed Slip						Trailed slip on interior is spalled.		
310.17			46		48	6			1	H	Household	Ceramic	Coarse Earthenware	Indeterminate		Rim Sherd		Redware	Slip Decorated	Exterior Spalled	Indeterminate	Trailed Slip						Trailed slip decoration on interior has spalled. Exterior is spalled. Probably a pan.		Azizi et al 1996
310.18			46		48	6			4	H	Household	Ceramic	Refined Earthenware	Indeterminate		Body Sherd		Pearlware	Indeterminate									Multiple vessels represented.	1775-1840	Azizi et al 1996
310.19			46		48	6			1	H	Household	Ceramic	Refined Earthenware	Indeterminate		Base Sherd		Pearlware	Painted		Earth Tone Colors	Floral						Painted floral pattern on interior has green leaves, brown stems & blue flowers.	1795-1830	Miller et al 2000:12
310.20			46		48	6			1	H	Household	Ceramic	Refined Earthenware	Indeterminate		Rim Sherd		Pearlware	Painted		Blue	Lined						Blue line painted atop rim.	1775-1830	Miller et al 2000:12, Wells 2000:321-322
310.2			46		48	6			2	H	Architectural	Metal	Iron	Nail		Fragment	Indeterminate													
310.21			46		48	6			1	H	Household	Ceramic	Refined Earthenware	Indeterminate		Body Sherd		Creamware	Indeterminate	Interior Spalled									1762-1820	Miller et al 2000:12, Azizi et al 1996
310.22			46		48	6			1	H	Household	Ceramic	Refined Earthenware	Indeterminate		Body Sherd		Creamware	Indeterminate	Exterior Spalled									1762-1820	Miller et al 2000:12
310.23			46		48	6			1	H	Household	Ceramic	Refined Earthenware	Tableware, General		Body/Rim Sherd		Creamware	Molded Pattern			Indeterminate						Molded rim. Probably a royal style rim pattern. Scalloped. Exterior mostly spalled. Could be a plate or platter.	1762-1820	Miller et al 2000:12, Azizi et al 1996
310.24			46		48	6			1	H	Household	Ceramic	Refined Earthenware	Plate		Body/Rim Sherd		Creamware	Molded Pattern			Indeterminate						Molded pattern on interior rim has repeating solid & line diamond shaped pattern.	1762-1820	Miller et al 2000:12
310.25			46		48	6			1	P	Debitage	Lithic	Limestone	Flake Fragment	Gray, Dark	Distal												Majority of striking platform is missing, remnant is flat. 3 dorsal flake scars present		Azizi et al 1996
310.3			46		48	6			2	H	Architectural	Metal	Iron	Nail		Fragment	Cut													
310.4			46		48	6			2	O	Food Related	Fauna	Shell	Shell Hinge		Complete										Oyster		Fragments refit.		
310.5			46		48	6			6	H	Household	Glass	Common Glass	Indeterminate	Olive	Body Sherd	Indeterminate											Multiple vessels represented.		Wells 2000
310.6			46		48	6			4	H	Household	Ceramic	Coarse Earthenware	Indeterminate		Body Sherd		Redware	Lead Glazed	Single Glazed	Brown, Light							Multiple vessels represented.		
310.7			46		48	6			1	H	Household	Ceramic	Coarse Earthenware	Indeterminate		Base Sherd		Redware	Lead Glazed	Single Glazed	Brown, Light									
310.8			46		48	6			3	H	Household	Ceramic	Coarse Earthenware	Indeterminate		Body Sherd		Redware	Lead Glazed	Exterior Spalled	Brown, Light									
310.9			46		48	6			2	H	Household	Ceramic	Coarse Earthenware	Indeterminate		Body Sherd		Redware	Lead Glazed	Single Glazed	Brown, Dark							Two vessels represented.		Albert 1976:464
311.1	F	81			167				1	H	Household	Ceramic	Coarse Earthenware	Hollowware		Body Sherd		Redware	Lead Glazed	Single Glazed	Brown							Small sherd glazed on the interior.		
311.2	F	81			167				1	H	Household	Ceramic	Coarse Earthenware	Hollowware		Base Sherd		Redware	Lead Glazed	Single Glazed	Brown, Dark							Small sherd glazed on the interior.		
311.3	F	81			167				1	H	Household	Ceramic	Coarse Earthenware	Hollowware		Rim Sherd		Redware	Slip Decorated	Single Glazed	Green	Trailed Slip						Small sherd with one visible line of green slip along the top of the rim. German style rim.		
311.4	F	81			167				1	H	Household	Ceramic	Refined Earthenware	Hollowware		Base Sherd		Pearlware	Indeterminate									Tiny sherd. No visible decorations	1775-1840	Azizi et al 1996
311.5	F	81			167				1	H	Personal	Fauna	Bone	Button		Complete	Cut /Carved											Tiny one hole button		
311.6	F	81			167				2	O	Food Related	Fauna	Bone	Bone		Fragment								w/self		Unidentified Mammal		Mended fragment with a couple of cut marks, but their angle seems a bit odd. Might just be shovel marks. Probably belongs to a medium sized animal.		
311.7	F	81			167				1	O	Indeterminate	Fauna	Bone	Bone		Fragment										Unidentified Mammal		Small fragment. Probably belongs to a medium sized animal.		
311.8	F	81			167				1	O	Indeterminate	Fauna	Bone	Tooth		Complete										Unidentified Mammal		Long tooth.		Miller et al 2000:12
311.9	F	81			167				3	H	Architectural	Metal	Iron	Nail		Almost Complete	Cut											Heavily rusted. Too rusted to date properly.		
312.1					Meadow SC (173)				1	H	Household	Glass	Common Glass	Container Glass	Olive	Base Sherd	Indeterminate											Small sherd.		
312.10					Meadow SC (173)				16	H	Household	Ceramic	Coarse Earthenware	Hollowware		Body Sherd		Redware	Lead Glazed	Single Glazed	Brown							Various sized sherds glazed on the interior. Multiple vessels represented.		

FS	SB	Fea	TU	STP	Cxt	Strat	Hzn	AU	Count	H/P	Group	Class	Material	Object	Object Color	Part	Manufacture Technique	Ware	1st Decoration	2nd Decoration	Decoration Color	Pattern/Motif	Makers Mark	Mends	Vessel #	Common Name (Species)	Typology	Comments	Dates	Reference
312.11					Meadow SC (173)				5	H	Household	Ceramic	Coarse Earthenware	Hollowware		Base Sherd		Redware	Lead Glazed	Single Glazed	Brown							Various sized sherds glazed on the interior. Multiple vessels represented.		Miller et al 2000:12
312.12					Meadow SC (173)				7	H	Household	Ceramic	Coarse Earthenware	Hollowware		Body Sherd		Redware	Lead Glazed	Single Glazed	Brown, Dark							Various sized sherds glazed on the interior. Multiple vessels represented.		
312.13					Meadow SC (173)				1	H	Household	Ceramic	Coarse Earthenware	Hollowware		Body Sherd		Redware	Lead Glazed	Interior Spalled	Brown, Dark							Small sherd.		
312.14					Meadow SC (173)				1	H	Household	Ceramic	Coarse Earthenware	Hollowware		Base/Body Sherd		Redware	Lead Glazed	Double Glazed	Brown, Dark							Tiny sherd.		
312.15					Meadow SC (173)				1	H	Household	Ceramic	Coarse Earthenware	Hollowware		Base/Body Sherd		Redware	Lead Glazed	Single Glazed	Brown							Small sherd glazed on the interior.		
312.16					Meadow SC (173)				4	H	Household	Ceramic	Coarse Earthenware	Hollowware		Body/Rim Sherd		Redware	Lead Glazed	Single Glazed	Brown							Various sized sherds with German-style rims glazed on the interior. Probably multiple vessels represented.		
312.17					Meadow SC (173)				1	H	Household	Ceramic	Coarse Earthenware	Hollowware		Body Sherd		Redware	Lead Glazed	Single Glazed	Brown, Light							Small sherd glazed on the interior.		
312.18					Meadow SC (173)				1	H	Household	Ceramic	Coarse Earthenware	Hollowware		Body Sherd		Redware	Lead Glazed	Single Glazed	Brown/Red							Small sherd glazed on the interior.		
312.19					Meadow SC (173)				1	H	Household	Ceramic	Coarse Earthenware	Hollowware		Base/Body Sherd		Redware	Indeterminate									Small sherd that looks like it might have some very fade worn glaze on the interior or might be undecorated.		
312.2					Meadow SC (173)				1	H	Household	Glass	Common Glass	Bottle	Blue, Dark	Base/Body Sherd	Mold Blown, Indeterminate											Part of an oval bottle. Might be a cup mold, but not enough of base to confirm.		
312.20					Meadow SC (173)				2	H	Household	Ceramic	Coarse Earthenware	Hollowware		Body Sherd		Redware	Interior Spalled, Exterior Unglazed									Small sherds. Probably multiple vessels represented.		
312.21					Meadow SC (173)				1	H	Household	Ceramic	Coarse Earthenware	Hollowware		Body Sherd		Redware	Slip Decorated	Double Glazed	White and Green	Trailed Slip						Tiny sherd with green glaze on the exterior and part of a white line and regular brown/red glaze. Green might be an all over glaze or a slip decoration. Too tiny to tell.		
312.22					Meadow SC (173)				1	H	Activities	Ceramic	Coarse Earthenware	Flower Pot		Base Sherd		Redware	Unglazed									Part of the flower pot base where the center hole starts.		
312.23					Meadow SC (173)				3	H	Household	Ceramic	Refined Earthenware	Hollowware		Body Sherd		Pearlware	Indeterminate									Small sherds with no visible decorations. Multiple vessels represented.	1775-1840	Azizi et al 1996
312.24					Meadow SC (173)				1	H	Household	Ceramic	Refined Earthenware	Hollowware		Base/Body Sherd		Pearlware	Indeterminate									Small sherd with no visible decorations.	1775-1840	Azizi et al 1996
312.25					Meadow SC (173)				1	H	Household	Ceramic	Refined Earthenware	Tableware, General		Body/Rim Sherd		Pearlware	Molded Pattern	Painted	Blue	Shell Edge, Even Scalloped, Straight Lines						Tiny sherd.	1800-1840	www.jefpat.org
312.26					Meadow SC (173)				1	H	Household	Ceramic	Refined Earthenware	Hollowware		Body/Rim Sherd		Pearlware	Painted		Blue	Indeterminate						Small sherd with a few visible blue lines and a line of dots on the interior. No visible decorations on the exterior. Possibly a plate or saucer.	1775-1830	Miller et al 2000:12
312.27					Meadow SC (173)				1	H	Household	Ceramic	Refined Earthenware	Hollowware		Body Sherd		Pearlware	Painted		Earth Tone Colors	Indeterminate						Tiny sherd with a line of brown on the exterior. No other visible decorations	1795-1830	Miller et al 2000:12
312.28					Meadow SC (173)				1	H	Household	Ceramic	Refined Earthenware	Hollowware		Base/Body Sherd		Whiteware	Indeterminate									Tiny sherd with no visible decorations. Looks like it has the start of a spalled of foot ring.	1815-	Azizi et al 1996
312.29					Meadow SC (173)				1	H	Household	Ceramic	Refined Earthenware	Hollowware		Body Sherd		Whiteware	Interior Spalled									Tiny sherd with no visible decorations.	1815-	Azizi et al 1996
312.30					Meadow SC (173)				1	H	Household	Metal	Aluminum	Can		Body/Rim Sherd	Indeterminate		Painted		Blue and Black	Indeterminate						Crushed tab can. Bottom half missing. Some blue and black decoration visible. The word "ALWAYS" is visible on the ring of a blue circle.	1962-	Miller et al 2000:17
312.3					Meadow SC (173)				1	H	Household	Glass	Common Glass	Bottle	Aqua	Body Sherd	Mold Blown, Indeterminate		Embossed			Lettering						Small part of a square, rectangular or inset panel bottle. Only a little embossing visible that read, "..ALT.." Not enough to determine type or manufacturer of bottle		
312.31					Meadow SC (173)				1	H	Architectural	Ceramic	Coarse Earthenware	Brick, Fragment	Red													Fragment		
312.32					Meadow SC (173)				1	O	Food Related	Fauna	Shell	Shell Hinge		Almost Complete										Oyster		Fairly weathered		
312.33					Meadow SC (173)				3	H	Architectural	Metal	Iron	Nail		Fragment	Indeterminate											Heavily rusted over. Varying sizes.		
312.34					Meadow SC (173)				2	H	Architectural	Metal	Iron	Nail		Almost Complete	Square											Fairly rusted.		
312.35					Meadow SC (173)				1	H	Architectural	Metal	Iron	Nail		Almost Complete	Cut											Fairly rusted.		
312.36					Meadow SC (173)				1	H	Hardware	Metal	Iron	Bolt/Nut		Fragment	Indeterminate											Heavily rusted. Believe its part of a large headed bolt fragment, but it's a possibility its something else.		
312.37					Meadow SC (173)				1	H	Indeterminate	Metal	Iron	Indeterminate		Fragment	Indeterminate											Two flat heads. One larger than the other with a bar in the middle. Probably a piece of hardware. Maybe a bolt.		
312.4					Meadow SC (173)				1	H	Household	Glass	Milk Glass	Lid Liner	White, Opaque	Body/Rim Sherd	Pressed											Small part	1869-1945	Miller et al 2000:8
312.5					Meadow SC (173)				4	H	Household	Glass	Non-Lead Glass	Container Glass	Colorless	Body Sherd	Indeterminate											Small curved sherds. Probably multiple vessels represented.		
312.6					Meadow SC (173)				1	H	Household	Glass	Non-Lead Glass	Container Glass	Colorless	Base Sherd	Indeterminate											Small flat sherd.		
312.7					Meadow SC (173)				1	H	Household	Glass	Non-Lead Glass	Bottle	Colorless	Base/Body Sherd	Mold Blown, Indeterminate											A little base and body. Probably cylindrical or oval bottle. Not enough to determine base type.		
312.8					Meadow SC (173)				1	H	Household	Glass	Non-Lead Glass	Indeterminate	Colorless	Base/Body Sherd	Mold Blown, Indeterminate		Molded Pattern			Paneled						Two sides of a paneled most likely tumbler but maybe a bottle. Might be pressed or mold blown.		www.jefpat.org
312.9					Meadow SC (173)				1	H	Indeterminate	Glass	Non-Lead Glass	Indeterminate	Colorless	Fragment	Indeterminate											Tiny sherd that looks a little melted. Might be a rim sherd or just a slightly melted body sherd. Could be lighting or household.		
313.1	D	72			132				1	H	Household	Ceramic	Refined Earthenware	Hollowware		Base Sherd		Pearlware	Indeterminate									Small sherd. No visible decorations	1775-1840	Azizi et al 1996
314.1	D	71			131				1	H	Architectural	Glass	Common Glass	Window Glass	Aqua	Fragment												Small fragment.		
314.2	D	71			131				1	H	Household	Ceramic	Coarse Earthenware	Hollowware		Body Sherd		Redware	Lead Glazed	Single Glazed	Brown, Dark							Tiny sherd glazed on the interior.		
314.3	D	71			131				1	H	Household	Ceramic	Coarse Earthenware	Hollowware		Body Sherd		Redware	Lead Glazed	Double Glazed	White							Tiny sherd glazed on both sides in a white cream color. Appears to be more of an overall glaze rather than a slip decoration		
314.4	D	71			131				2	H	Architectural	Metal	Iron	Nail		Fragment	Cut											Heavily rusted nails missing their heads.		
315.1	D	85			147				1	H	Household	Ceramic	Coarse Earthenware	Hollowware		Body Sherd		Redware	Lead Glazed	Single Glazed	Brown							Small sherd glazed on the interior.		
316.1	D	49			109				3	H	Architectural	Glass	Common Glass	Window Glass	Aqua	Fragment												Small fragments.		
316.2	D	49			109				1	H	Household	Ceramic	Coarse Earthenware	Hollowware		Body Sherd		Redware	Interior Spalled									Small sherd with a little trace brown glaze on the exterior. Indication that the interior was probably completely glazed.		
316.3	D	49			109				1	O	Indeterminate	Fauna	Bone	Bone		Fragment										Unidentified Mammal		Small piece of bone that appears to be petrified. Looks like there is a little burning on the interior.		
317.1	D				GC				1	H	Indeterminate	Metal	White Metal	Gear		Complete	Indeterminate											Small flat gear. Maybe for a clock or watch, but could be any other type of machine using a small gear. Only slightly rusted.		

FS	SB	Fea	TU	STP	Cxt	Strat	Hzn	AU	Count	H/P	Group	Class	Material	Object	Object Color	Part	Manufacture Technique	Ware	1st Decoration	2nd Decoration	Decoration Color	Pattern/Motif	Makers Mark	Mends	Vessel #	Common Name (Species)	Typology	Comments	Dates	Reference
318.1	D	35			95				1	H	Architectural	Glass	Common Glass	Window Glass	Aqua	Fragment												Small fragment		www.jefpat.org
318.10	D	35			95				1	H	Household	Ceramic	Refined Earthenware	Hollowware		Body Sherd		Pearlware	Interior Spalled									Tiny sherd. No visible decorations	1775-1840	Azizi et al 1996
318.11	D	35			95				1	H	Household	Ceramic	Refined Earthenware	Hollowware		Body Sherd		Pearlware	Indeterminate									Small sherd. No visible decorations	1775-1840	Azizi et al 1996
318.12	D	35			95				2	H	Architectural	Metal	Iron	Nail		Fragment	Cut											Heavily rusted fragments missing their heads.		
318.2	D	35			95				1	H	Household	Ceramic	Coarse Earthenware	Hollowware		Body Sherd		Redware	Lead Glazed	Single Glazed	Brown, Dark							Tiny sherd glazed on the interior.		Miller et al 2000:13
318.3	D	35			95				1	H	Household	Ceramic	Coarse Earthenware	Hollowware		Body Sherd		Redware	Lead Glazed	Single Glazed	Brown, Dark							Small sherd glazed on the interior. Incised tie down line on the exterior.		
318.4	D	35			95				1	H	Household	Ceramic	Coarse Earthenware	Hollowware		Body Sherd		Redware	Lead Glazed	Single Glazed	Brown							Sherd glazed on the interior.		Miller et al 2000:13
318.5	D	35			95				1	H	Household	Ceramic	Coarse Earthenware	Hollowware		Body Sherd		Redware	Lead Glazed	Exterior Spalled	Brown							Small sherd.		
318.6	D	35			95				1	H	Household	Ceramic	Coarse Earthenware	Hollowware		Body Sherd		Redware	Lead Glazed	Single Glazed	Brown/Red, Light							Sherd glazed on the interior with an uneven surface. Hard to tell if it was just left with unpattern bands of indentation instead of being smoothed or if it's a design.		
318.7	D	35			95				1	H	Household	Ceramic	Coarse Earthenware	Hollowware		Base/Body Sherd		Redware	Lead Glazed	Single Glazed	Brown							Mostly base with a little bit of body glazed on the interior.		Azizi et al 1996
318.8	D	35			95				1	H	Household	Ceramic	Coarse Earthenware	Hollowware		Body Sherd		Redware	Interior Spalled									Tiny sherd.		
318.9	D	35			95				1	H	Household	Ceramic	Refined Earthenware	Hollowware		Body Sherd		Creamware	Exterior Spalled									Tiny sherd. No visible decorations	1762-1820	Miller et al 2000:12
319.1	D	43			103				1	H	Household	Ceramic	Coarse Earthenware	Hollowware		Body Sherd		Redware	Lead Glazed	Single Glazed	Brown, Dark							Sherd glazed on the interior.		
319.2	D	43			103				2	H	Household	Ceramic	Refined Earthenware	Hollowware		Body Sherd		Pearlware	Painted		Earth Tone Colors	Indeterminate						Small sherds with a line of paint along the rim. No other visible decorations. Multiple vessels represented.	1795-1830	Miller et al 2000:12
319.3	D	43			103				1	O	Indeterminate	Fauna	Bone	Tooth		Fragment										Unidentified Mammal		Tiny edge of a tooth		
319.4	D	43			103				1	H	Architectural	Metal	Iron	Nail		Fragment	Cut											Heavily rusted. Missing its head.		
320.1	D	43			103				1	H	Household	Glass	Common Glass	Container Glass	Olive, Pale	Body Sherd	Indeterminate											Heavily patinated small curved sherd.		
320.2	D	43			103				1	H	Household	Ceramic	Coarse Earthenware	Hollowware		Body Sherd		Redware	Lead Glazed	Single Glazed	Brown							Tiny sherd glazed on the interior.		
320.3	D	43			103				2	H	Architectural	Metal	Iron	Nail		Almost Complete	Cut											Heavily rusted. Varying sizes.		
321.10	D	51			112				3	H	Architectural	Metal	Iron	Nail		Almost Complete	Cut											Heavily rusted. Varying sizes.		Miller et al 2000:12
321.1	D	51			112				1	H	Architectural	Glass	Common Glass	Window Glass	Aqua	Fragment												Tiny sherd		
321.2	D	51			112				1	H	Household	Ceramic	Coarse Earthenware	Hollowware		Base Sherd		Redware	Lead Glazed	Single Glazed	Brown							Sherd glazed on the interior.		Azizi et al 1996
321.3	D	51			112				1	H	Household	Ceramic	Coarse Earthenware	Hollowware		Body Sherd		Redware	Interior Spalled									Tiny sherd.		
321.4	D	51			112				1	H	Household	Ceramic	Refined Earthenware	Tableware, General		Body/Rim Sherd		Pearlware	Molded Pattern	Painted	Blue	Shell Edge, Even Scalloped, Curved Lines						Tiny sherd.	1800-1840	www.jefpat.org, Miller et al 2000:13
321.5	D	51			112				1	H	Household	Ceramic	Refined Earthenware	Hollowware		Body Sherd		Whiteware	Printed		Red	Indeterminate						Tiny sherd printed on the interior. A few flowers visible. Not enough to determine pattern. No visible decorations on the exterior.	1829-1915	www.jefpat.org, Miller et al 2000:12
321.6	D	51			112				2	H	Household	Ceramic	Refined Earthenware	Hollowware		Body Sherd		Whiteware	Exterior Spalled					w/self				Mend sherds heavily stained. No visible decorations	1815-	Azizi et al 1996
321.7	D	51			112				1	H	Household	Ceramic	Refined Earthenware	Hollowware		Body Sherd		Whiteware	Exterior Spalled									No visible decorations.	1815-	Azizi et al 1996, Miller et al 2000:12
321.8	D	51			112				1	H	Household	Ceramic	Stoneware	Hollowware	Gray	Base/Body Sherd		Salt Glazed, Gray/Buff Bodied	Miscellaneous Brown Slip		Brown, Light							Small sherd. The corner of the base of a cylindrical vessel. Brown slip on interior.		Denker & Denker 1985:54-58
321.9	D	51			112				1	O	Food Related	Fauna	Shell	Shell Hinge		Almost Complete										Oyster		Fairly good shape.		Miller et al 2000:12
322.1	F				GC				1	H	Household	Glass	Non-Lead Glass	Indeterminate	Colorless	Body Sherd	Indeterminate											Tiny slightly curved sherd.		
322.10	F				GC				2	H	Architectural	Metal	Iron	Nail		Complete	Cut											Heavily rusted.		
322.2	F				GC				1	H	Indeterminate	Glass	Lead	Indeterminate	Colorless	Body Sherd	Indeterminate											Tiny thin slightly curved sherd. Might be household or lighting		Maxwell 1993:12
322.3	F				GC				2	H	Household	Ceramic	Coarse Earthenware	Hollowware		Body Sherd		Redware	Lead Glazed	Single Glazed	Brown							Small sherd glazed on the interior. Possible multiple vessels represented		www.jefpat.org
322.4	F				GC				1	H	Household	Ceramic	Coarse Earthenware	Hollowware		Base/Body Sherd		Redware	Lead Glazed	Single Glazed	Brown							Mostly base with a little bit of body. Glazed on the interior. Belongs to a smaller vessel.		
322.5	F				GC				1	H	Household	Ceramic	Refined Earthenware	Hollowware		Body Sherd		Pearlware	Exterior Spalled									Tiny sherd. No visible decorations.	1775-1840	Azizi et al 1996
322.6	F				GC				1	H	Household	Ceramic	Refined Earthenware	Hollowware		Handle		Pearlware	Indeterminate									Small fragment of a handle. No visible decorations	1775-1840	Azizi et al 1996
322.7	F				GC				1	H	Household	Ceramic	Refined Earthenware	Hollowware		Body Sherd		Whiteware	Painted		Chrome Colors	Indeterminate						Small sherd decorated on the exterior. No visible decorations on the interior.	1830-1880	www.jefpat.org
322.8	F				GC				1	H	Household	Ceramic	Refined Earthenware	Hollowware		Base Sherd		Yellowware	Interior Spalled									Small sherd. Kiln mark on exterior.	1828-1940	www.jefpat.org
322.9	F				GC				5	O	Indeterminate	Fauna	Bone	Bone		Fragment										Unidentified Mammal		Varying fragments.		
323.1	D	147			147				3	O	Indeterminate	Fauna	Bone	Bone		Fragment										Unidentified Mammal		Tiny fragments.		Miller et al 2000:12
324.1	F	5			5				2	H	Household	Ceramic	Coarse Earthenware	Hollowware		Body Sherd		Redware	Lead Glazed	Single Glazed	Brown, Light							Sherds glazed on the interior. Possibly multiple vessels represented.		
324.2	F	5			5				1	H	Household	Ceramic	Refined Earthenware	Hollowware		Body Sherd		Pearlware	Printed		Blue, Dark	Old Blue-General						Small sherd printed on the interior. A few leaves visible. Not enough to determine pattern. No visible decorations on exterior.	1815-1840	Azizi et al 1996
324.3	F	5			5				3	O	Indeterminate	Fauna	Bone	Bone		Fragment										Unidentified Mammal		Various fragments. One might be a rib.		www.jefpat.org
324.4	F	5			5				4	H	Architectural	Metal	Iron	Nail		Almost Complete	Cut											Varying degrees of rust.		www.jefpat.org
325.1	D	66			126				7	H	Architectural	Glass	Common Glass	Window Glass	Aqua	Fragment												Various sized fragments		Azizi et al 1996
325.2	D	66			126				1	H	Household	Glass	Common Glass	Container Glass	Green, Pale	Body Sherd	Indeterminate											Tiny slightly curved sherd.		Azizi et al 1996
325.3	D	66			126				1	H	Household	Ceramic	Coarse Earthenware	Hollowware		Body Sherd		Redware	Lead Glazed	Single Glazed	Brown							Sherd glazed on the interior.		Azizi et al 1996
325.4	D	66			126				2	H	Architectural	Metal	Iron	Nail		Almost Complete	Cut /Carved											Heavily rusted.		
326.1	D	50			110				1	H	Household	Ceramic	Refined Earthenware	Hollowware		Body Sherd		Pearlware	Indeterminate									Small sherd. No visible decorations	1775-1840	Azizi et al 1996
327.1	D	50			110				1	O	Indeterminate	Fauna	Bone	Bone		Fragment										Unidentified Mammal		Fragment from a medium to large mammal.		
328.1	D	55			115				1	H	Household	Ceramic	Coarse Earthenware	Hollowware		Body Sherd		Redware	Lead Glazed	Single Glazed	Brown							Small sherd glazed on the interior		
328.2	D	55			115				1	H	Household	Ceramic	Coarse Earthenware	Hollowware		Body Sherd		Redware	Interior Spalled									Small sherd		
328.3	D	55			115				2	O	Indeterminate	Fauna	Bone	Bone		Complete										Unidentified Mammal		Bones of a small to medium sized mammal. Bones go together as a joint.		Azizi et al 1996
328.4	D	55			115				2	O	Indeterminate	Fauna	Bone	Bone		Fragment										Unidentified Mammal		Small fragments.		
329.1	D	40			100				1	H	Household	Ceramic	Coarse Earthenware	Hollowware		Body Sherd		Redware	Lead Glazed	Interior Spalled	Brown, Dark							Tiny sherd.		Miller et al 2000:13
329.2	D	40			100				1	H	Personal	Metal	Copper Alloy	Button		Complete	Cast		Molded Pattern			Other						Connecticut Militia Civil War Button. The front is fairly corroded but part of a crest design can be see seen ad well as "Connect..". The back is a loop shank. Back mark around button reads, "SCOVIIL MF'G CO. WATERBURY". For picture see Albert 1976 pg. 124	1850-1865	Albert 1976:464

FS	SB	Fea	TU	STP	Cxt	Strat	Hzn	AU	Count	H/P	Group	Class	Material	Object	Object Color	Part	Manufacture Technique	Ware	1st Decoration	2nd Decoration	Decoration Color	Pattern/Motif	Makers Mark	Mends	Vessel #	Common Name (Species)	Typology	Comments	Dates	Reference
330.1	D	89			151				1	H	Architectural	Glass	Common Glass	Window Glass	Aqua	Fragment												Tiny fragment		
330.2	D	89			151				1	H	Medical	Glass	Lead	Bottle, Medicine	Colorless	Body Sherd	Mold Blown, Indeterminate		Embossed			Lettering						Body sherd of a square or pharmaceutical oval. Embossing reads, "M.L../APOT..". Very possibly another M.L. Byers bottle from Hagerstown MD, but can't confirm without more of the embossing.		
330.3	D	89			151				2	H	Architectural	Other	Composite	Mortar		Fragment												Small fragments		
330.4	D	89			151				1	H	Architectural	Other	Composite	Plaster		Fragment												Small fragment.		
331.1	D	53			113				3	H	Architectural	Glass	Common Glass	Window Glass	Aqua	Fragment												Small fragments		
331.10	D	53			113				1	H	Architectural	Ceramic	Coarse Earthenware	Brick, Fragment	Red													Small fragment		
331.11	D	53			113				1	O	Indeterminate	Fauna	Bone	Bone		Fragment										Indeterminate		Tiny sherd. Too tiny to identify species.		
331.12	D	53			113				0	O	Food Related	Fauna	Shell	Shell Fragment		Fragment										Oyster		N=1 Tiny fragment		Miller et al 2000:12
331.13	D	53			113				3	H	Indeterminate	Metal	Iron	Indeterminate		Fragment	Indeterminate											Flat heavily rusted fragments.		Sprague 2002:115
331.14	D	53			113				1	H	Architectural	Metal	Iron	Nail		Fragment	Cut											Heavily rusted fragment missing its head.		Azizi et al 1996
331.15	D	53			113				2	H	Architectural	Metal	Iron	Nail		Almost Complete	Cut											Heavily rusted		
331.2	D	53			113				3	H	Household	Ceramic	Coarse Earthenware	Hollowware		Body Sherd		Redware	Lead Glazed	Single Glazed	Brown							Small sherds glazed on the interior. Multiple vessels represented.		
331.3	D	53			113				1	H	Household	Ceramic	Coarse Earthenware	Hollowware		Body Sherd		Redware	Lead Glazed	Single Glazed	Brown, Dark							Small sherd glazed on the interior.		Azizi et al 1996
331.4	D	53			113				1	H	Household	Ceramic	Coarse Earthenware	Hollowware		Body Sherd		Redware	Interior Spalled									Tiny sherd		
331.5	D	53			113				1	H	Household	Ceramic	Coarse Earthenware	Hollowware		Base Sherd		Redware	Interior Spalled									Tiny sherd		Azizi et al 1996
331.6	D	53			113				1	H	Household	Ceramic	Coarse Earthenware	Hollowware		Rim Sherd		Redware	Interior Spalled									Small sherd with a little remnant brown glaze indicating that most likely the interior was glazed.		
331.7	D	53			113				1	H	Household	Ceramic	Refined Earthenware	Hollowware		Body Sherd		Pearlware	Exterior Spalled									Tiny sherd. No visible decorations	1775-1840	Azizi et al 1996, Sprague 2002:115
331.8	D	53			113				2	H	Household	Ceramic	Refined Earthenware	Hollowware		Body Sherd		Whiteware	Exterior Spalled									Tiny sherds. No visible decorations. Multiple vessels represented.	1815-	Azizi et al 1996
331.9	D	53			113				2	H	Household	Ceramic	Refined Earthenware	Hollowware		Base/Body Sherd		White Granite	Indeterminate									Small sherds. No visible decorations. Multiple vessels represented.	1840-1930	www.jefpat.org
332.1	D	58			118				2	H	Architectural	Glass	Common Glass	Window Glass	Aqua	Fragment												Small fragments		Miller et al 2000:12
332.2	D	58			118				1	H	Household	Ceramic	Coarse Earthenware	Hollowware		Body Sherd		Redware	Lead Glazed	Single Glazed	Brown							Small sherd glazed on the interior.		Miller et al 2000:12
332.3	D	58			118				3	H	Household	Ceramic	Refined Earthenware	Hollowware		Body Sherd		Whiteware	Exterior Spalled									Teeny tiny sherds. No visible decorations. Probably multiple vessels represented.	1815-	Azizi et al 1996
333.10	D	53			113				1	H	Household	Ceramic	Refined Earthenware	Hollowware		Body Sherd		White Granite	Indeterminate									Small sherd with no visible decorations.	1840-1930	www.jefpat.org, Wells 2000:324-326
333.1	D	53			113				3	H	Architectural	Glass	Common Glass	Window Glass	Aqua	Fragment												Various sized fragments.		
333.11	D	53			113				0	O	Food Related	Fauna	Shell	Shell Fragment												Oyster		Small fragment.		
333.12	D	53			113				1	H	Indeterminate	Metal	Iron	Indeterminate		Fragment	Indeterminate											Small thin rod of metal. Might be part of a wire or part of a wire nail. Too rusted to tell.		
333.13	D	53			113				2	H	Architectural	Metal	Iron	Nail		Fragment	Cut											Heavily rusted. Missing their heads.		
333.14	D	53			113				4	H	Architectural	Metal	Iron	Nail		Almost Complete	Cut											Heavily rusted.		
333.2	D	53			113				1	H	Household	Glass	Non-Lead Glass	Bottle	Colorless	Base Sherd	Mold Blown, Indeterminate		Embossed			Lettering						Small thick sherd. Some of the embossing is light making it hard to read the letters, but it looks like, "..T../B 9/../ATEH..RIL 2.".		www.jefpat.org
333.3	D	53			113				1	H	Household	Ceramic	Coarse Earthenware	Hollowware		Body Sherd		Redware	Lead Glazed	Single Glazed	Brown/Red							Small sherd. Mostly spalled interior. Only a speck of glaze remains on interior.		
333.4	D	53			113				1	H	Household	Ceramic	Coarse Earthenware	Hollowware		Body Sherd		Redware	Lead Glazed	Exterior Spalled	Brown							Tiny sherd.		
333.5	D	53			113				1	H	Household	Ceramic	Coarse Earthenware	Hollowware		Body Sherd		Redware	Interior Spalled									Small sherd.		
333.6	D	53			113				1	H	Household	Ceramic	Coarse Earthenware	Hollowware		Body Sherd		Redware	Interior Spalled	Exterior Spalled								Small sherd.		
333.7	D	53			113				1	H	Household	Ceramic	Coarse Earthenware	Hollowware		Body/Rim Sherd		Redware	Lead Glazed	Double Glazed	Yellow							Small sherd whose yellow glaze seems like its an overall decoration rather than a slip decoration. Rim is flat with no distinctive characteristics.		Azizi et al 1996
333.8	D	53			113				1	H	Household	Ceramic	Refined Earthenware	Hollowware		Body/Rim Sherd		Pearlware	Interior Spalled									Sherd with no visible decorations.	1775-1840	Azizi et al 1996, Miller et al 2000:12
333.9	D	53			113				1	H	Household	Ceramic	Refined Earthenware	Hollowware		Body/Rim Sherd		White Granite	Indeterminate									Sherd with no visible decorations.	1840-1930	www.jefpat.org
334.1	D	63			123				1	H	Household	Glass	Common Glass	Container Glass	Aqua	Body Sherd	Indeterminate											Tiny curved sherd.		
334.2	D	63			123				1	H	Household	Ceramic	Refined Earthenware	Hollowware		Base/Body Sherd		White Granite	Indeterminate									Sherd with no visible decorations.	1840-1930	www.jefpat.org
334.3	D	63			123				1	H	Architectural	Metal	Iron	Nail		Fragment	Indeterminate											Heavily rusted. Looks like it might be a cut nail, but its hard to confirm		www.jefpat.org
335.1	D	63			123				1	H	Architectural	Glass	Common Glass	Window Glass	Aqua	Fragment												Small fragment		
335.2	D	63			123				1	H	Household	Glass	Non-Lead Glass	Indeterminate	Colorless	Body Sherd	Mold Blown, Indeterminate		Molded Pattern			Ribbed						Curved sherd with wide rounded ribs. Might part of a bottle or part some tableware. Not enough to determine.		Miller et al 2000:12
335.3	D	63			123				1	H	Household	Ceramic	Coarse Earthenware	Hollowware		Body Sherd		Redware	Lead Glazed	Single Glazed	Brown, Dark							Small sherd. Little bit of glaze on a mostly spalled interior.		
335.4	D	63			123				3	H	Household	Ceramic	Refined Earthenware	Hollowware		Body/Rim Sherd		White Granite	Indeterminate									No visible decorations. Probably undecorated. Various sized sherds. Probably multiple vessels represented.	1840-1930	www.jefpat.org
335.5	D	63			123				1	H	Household	Ceramic	Refined Earthenware	Hollowware		Base Sherd		White Granite	Indeterminate									Small sherd with no visible decorations. Two kiln marks one bottom	1840-1930	www.jefpat.org
335.6	D	63			123				1	H	Household	Ceramic	Refined Earthenware	Hollowware		Body Sherd		Whiteware	Printed		Black	Indeterminate						Small sherd with much spalling. Somewhat of an odd shape. Hard to tell if the printing is on the interior or exterior. Too much spalling to determine pattern.	1815-1915	Azizi et al 1996
335.7	D	63			123				1	O	Food Related	Fauna	Bone	Bone		Fragment										Unidentified Mammal		Larger bone cut on both sides. Probably a large to medium mammal.		Denker & Denker 1985:54-68
335.8	D	63			123				1	O	Indeterminate	Fauna	Bone	Tooth		Fragment										Unidentified Mammal		Half a tooth. Maybe a molar.		Miller et al 2000:12
335.9	D	63			123				2	H	Architectural	Metal	Iron	Nail		Fragment	Cut											Heavily rusted fragments missing their heads.		
336.1	D	94			156				3	H	Architectural	Glass	Common Glass	Window Glass	Aqua	Fragment												Small fragments		Wells 2000:321-322
336.10	D	94			156				2	O	Indeterminate	Fauna	Bone	Bone		Fragment										Unidentified Mammal		Small fragment.		
336.11	D	94			156				2	O	Indeterminate	Fauna	Bone	Tooth		Almost Complete										Unidentified Mammal		Two different teeth.		www.jefpat.org
336.12	D	94			156				1	H	Indeterminate	Metal	Iron	Indeterminate		Fragment	Indeterminate											Heavily rusted U-shaped object. Might be a tack or a bent nail. Too rusted to confirm.		
336.13	D	94			156				1	H	Architectural	Metal	Iron	Nail		Complete	Cut											Fairly rusted.		
336.2	D	94			156				2	H	Furniture	Glass	Common Glass	Mirror Glass	Aqua	Fragment												Small fragments		www.jefpat.org

FS	SB	Fea	TU	STP	Cxt	Strat	Hzn	AU	Count	H/P	Group	Class	Material	Object	Object Color	Part	Manufacture Technique	Ware	1st Decoration	2nd Decoration	Decoration Color	Pattern/Motif	Makers Mark	Mends	Vessel #	Common Name (Species)	Typology	Comments	Dates	Reference
336.3	D	94			156				1	H	Household	Glass	Non-Lead Glass	Indeterminate	Colorless	Body Sherd	Indeterminate											Slightly curved thicker sherd.		
336.4	D	94			156				1	H	Indeterminate	Glass	Lead	Indeterminate	Colorless	Body Sherd	Indeterminate											Tiny sherd. Slightly curved. Could be lighting or household.		Denker & Denker 1985:54-68
336.5	D	94			156				1	H	Indeterminate	Glass	Lead	Indeterminate	Colorless	Body/Rim Sherd	Indeterminate											Tiny sherd. Slightly curved. Could be lamp glass or part of a tableware.		Azizi et al 1996
336.6	D	94			156				1	H	Household	Ceramic	Coarse Earthenware	Hollowware		Body Sherd		Redware	Slip Decorated	Single Glazed	Indeterminate	Trailed Slip						Small sherd glaze on the interior with brown/red color. Two partial remnant lines of slip visible. Nothing to indicate color of slip. Sherd probably close to rim.		
336.7	D	94			156				1	H	Household	Ceramic	Refined Earthenware	Hollowware		Base Sherd		Pearlware	Indeterminate									Small fragment. No visible decorations.	1775-1840	Azizi et al 1996
336.8	D	94			156				1	H	Household	Ceramic	Refined Earthenware	Hollowware		Body Sherd		Pearlware	Painted	Exterior Spalled	Earth Tone Colors	Indeterminate						Small sherd. Visible decoration is a wide band of yellow with brown line borders. Not enough to determine pattern.	1795-1830	Miller et al 2000:12, Azizi et al 1996
336.9	D	94			156				1	O	Indeterminate	Fauna	Bone	Bone		Complete										Unidentified Mammal		Small bone. Probably part of small or medium mammal.		
337.1	D	66			126				1	H	Architectural	Metal	Iron	Nail		Fragment	Cut												1830-1890	Wells 2000:324-326, Azizi et al 1996
337.2	D	66			126				1	H	Household	Ceramic	Coarse Earthenware	Indeterminate		Body Sherd		Redware	Lead Glazed	Single Glazed	Brown									Miller et al 2000:13
337.3	D	66			126				1	H	Household	Ceramic	Coarse Earthenware	Hollowware		Base/Body Sherd		Redware	Lead Glazed	Single Glazed	Brown							Use wear on ext. base.		
337.4	D	66			126				2	H	Architectural	Glass	Common Glass	Window Glass	Aqua	Fragment														Azizi et al 1996
338.1	D	40			100				1	H	Architectural	Other	Composite	Mortar	Tan	Fragment														Miller et al 2000:13
338.2	D	40			100				2	H	Architectural	Glass	Common Glass	Window Glass	Aqua	Fragment														Denker & Denker 1985:54-68
338.3	D	40			100				1	H	Architectural	Metal	Iron	Nail		Fragment	Indeterminate													
338.4	D	40			100				1	H	Household	Ceramic	Coarse Earthenware	Indeterminate		Body Sherd		Redware	Lead Glazed	Single Glazed	Brown, Dark									
338.5	D	40			100				1	H	Household	Ceramic	Refined Earthenware	Indeterminate		Body Sherd		Whiteware	Indeterminate	Exterior Spalled									1815-	Azizi et al 1996
338.6	D	40			100				1	H	Household	Ceramic	Refined Earthenware	Indeterminate		Body Sherd		Whiteware	Printed		Blue, Dark	Old Blue-General						Old blue printed decoration on interior.	1815-1840	Azizi et al 1996
339.1		6			16			2	1	O	Indeterminate	Fauna	Bone	Bone		Fragment										Unidentified Bird		Bird long bone.		
339.2		6			16			2	1	H	Household	Ceramic	Refined Earthenware	Indeterminate		Base Sherd		Yellowware	Indeterminate									Yellowware base sherd to a large vessel.	1828-1940	www.jefpat.org
340.1	D	40			100				1	H	Architectural	Glass	Common Glass	Window Glass	Aqua	Fragment														
340.2	D	40			100				3	H	Architectural	Metal	Iron	Nail		Fragment	Cut												1830-1890	Wells 2000:324-326
340.3	D	40			100				1	H	Household	Glass	Non-Lead Glass	Indeterminate	Colorless	Body Sherd	Indeterminate													
340.4	D	40			100				1	H	Household	Ceramic	Coarse Earthenware	Indeterminate		Body Sherd		Redware	Lead Glazed	Single Glazed	Brown									
340.5	D	40			100				1	H	Household	Ceramic	Stoneware	Indeterminate	Gray	Body Sherd		Salt Glazed, Gray/Buff Bodied	Slip Decorated		Black	Indeterminate						Black slip on interior. Exterior has a light brown wash.		
341.1	F	101			170	3			1	H	Architectural	Metal	Iron	Nail		Fragment	Cut												1830-1890	Wells 2000:324-326
341.2	F	101			170	3			1	O	Indeterminate	Fauna	Bone	Tooth		Fragment										Unidentified Mammal				
342.1	D	49			109				1	H	Household	Ceramic	Coarse Earthenware	Indeterminate		Body Sherd		Redware	Slip Decorated	Single Glazed	Brown	Trailed Slip						brown wavy line	-1870	
342.2	D	49			109				1	H	Architectural	Metal	Iron	Nail		Fragment	Cut											half of a burned machine headed nail	1830-1890	Wells 2000:324-326
342.3	D	49			109				2	H	Architectural	Metal	Iron	Nail		Complete	Cut											machine headed	1830-1890	Wells 2000:324-326, Miller et al 2000:12
343.1	D	54			114				1	H	Architectural	Metal	Iron	Nail		Complete	Wire												1885-	Wells 2000:326-327
343.2	D	54			114				2	H	Architectural	Metal	Iron	Nail		Fragment	Cut												1830-1890	Wells 2000:324-326
343.3	D	54			114				1	H	Architectural	Glass	Common Glass	Window Glass	Aqua	Fragment														Miller et al 2000:12
343.4	D	54			114				1	H	Household	Ceramic	Refined Earthenware	Hollowware		Body Sherd		White Granite	Undecorated										1840-1930	www.jefpat.org, Miller et al 2000:12
343.5	D	54			114				2	H	Household	Ceramic	Refined Earthenware	Indeterminate		Body Sherd		Whiteware	Flow Printed	Exterior Spalled	Black	Floral							1835-1925	Snyder 1992
343.6	D	54			114				2	H	Household	Ceramic	Coarse Earthenware	Indeterminate		Body Sherd		Redware	Interior Spalled											Miller et al 2000:12
343.7	D	54			114				4	H	Household	Ceramic	Coarse Earthenware	Indeterminate		Body Sherd		Redware	Lead Glazed	Single Glazed	Brown							sherds from multiple people		
343.8	D	54			114				1	H	Household	Ceramic	Coarse Earthenware	Hollowware		Rim Sherd		Redware	Lead Glazed	Single Glazed	Brown							no glaze on the rim edge		
343.9	D	54			114				1	H	Household	Glass	Common Glass	Bottle, Medicine	Aqua	Complete	Mold Blown, Mouth							complete				square shaped bottle, improved tool finish, cup molded, base has a dimple that resembles a pontil scar.	1895-1920	www.sha.org/bottle/, Azizi et al 1996
344.1	D	68			128				2	H	Household	Ceramic	Coarse Earthenware	Indeterminate		Body Sherd		Redware	Lead Glazed	Single Glazed	Brown							sherds are from the same vessel		
344.2	D	68			128				1	O	Indeterminate	Fauna	Bone	Tooth		Fragment										Unidentified Mammal		fragment from a long curved tooth		
345.1	D	58			118				1	H	Household	Glass	Non-Lead Glass	Indeterminate	Colorless	Body Sherd	Indeterminate											Colorless glass sherd has slight purple/solarized color.		
345.2	D	58			118				1	H	Household	Ceramic	Coarse Earthenware	Indeterminate		Body Sherd		Redware	Lead Glazed	Single Glazed	Brown, Dark									
345.3	D	58			118				1	H	Household	Ceramic	Porcelain	Tea Cup		Body/Rim Sherd		Porcelain, Hard Paste	Indeterminate									Porcelain hollowware. Handle base present on exterior.		
346.1		6			014/036			1	6	H	Architectural	Glass	Common Glass	Window Glass	Indeterminate	Fragment												Pieces of patinated fragmented window glass.		Azizi et al 1996
346.10		6			014/036			1	1	H	Furniture	Metal	White Metal	Furniture Part		Handle	Indeterminate		Molded Pattern			Floral						Metal handle molded with a vine design.		Azizi et al 1996
346.1004		6			014/036			1	3	H	Household	Ceramic	Coarse Earthenware	Milk Pan		Complete		Redware	Lead Glazed	Single Glazed	Brown			Mends w/ self & 356, 267, 249	C-0004			Milk pan with brown glaze on the interior. The top of the milk pan has a dark brown glaze and the middle and bottom have a medium brown color.		
346.11		6			014/036			1	2	H	Indeterminate	Metal	Copper Alloy	Indeterminate		Fragment	Indeterminate		Molded Pattern			Geometric Pattern						Two strips of metal that have a molded geometric design of repeating interlocking "L"s. Each strip also has a metal notch that hands off the strip. The pieces do not mend.		
346.12		6			014/036			1	1	H	Tool	Metal	Iron	File		Complete	Indeterminate											Large rusted file.		
346.13		6			014/036			1	1	H	Household	Ceramic	Stoneware	Hollowware	Gray	Body Sherd		Salt Glazed, Gray/Buff Bodied	Painted		Blue, Dark	Floral						Thick salt glazed stoneware sherd with a dark blue painted flower. The sherd might belong to a stoneware jug.	1785-1820	Janowitz 2008
346.14		6			014/036			1	1	H	Household	Ceramic	Stoneware	Hollowware	White	Fragment		Slip Glazed Stoneware	Albany & Bristol Slips		Brown & White							Hollowware fragment with Albany and Bristol slip.	1880-1950	Azizi et al 1996
346.15		6			014/036			1	1	H	Household	Ceramic	Stoneware	Hollowware	Brown	Body Sherd		Salt Glazed, Gray/Buff Bodied	Albany-Type Slip		Brown							Stoneware hollowware body sherd with Albany-type slip on the interior and brown salt glazed exterior on a gray background.		

FS	SB	Fea	TU	STP	Cxt	Strat	Hzn	AU	Count	H/P	Group	Class	Material	Object	Object Color	Part	Manufacture Technique	Ware	1st Decoration	2nd Decoration	Decoration Color	Pattern/Motif	Makers Mark	Mends	Vessel #	Common Name (Species)	Typology	Comments	Dates	Reference
346.16		6			014/036			1	3	H	Household	Ceramic	Refined Earthenware	Hollowware		Body Sherd		Creamware	Indeterminate									Three sherds that are all undecorated, but there is not enough to determine if the whole vessel is undecorated. Multiple vessels present.	1762-1820	Miller et al 2000:12
346.17		6			014/036			1	1	H	Household	Ceramic	Refined Earthenware	Plate		Rim Sherd		Pearlware	Molded Pattern	Painted	Blue, Dark	Shell Edge, Even Scalloped, Straight Lines						Rim of a dark blue scalloped plate. Spalling is present on the front and back.	1800-1840	www.jefpat.org, Azizi et al 1996
346.18		6			014/036			1	1	H	Household	Ceramic	Refined Earthenware	Flatware	White	Rim Sherd		Pearlware	Printed		Blue, Dark	Old Blue-Floral						Pearlware sherd with an old blue decoration. The motif that can be seen is a flower. There is sharp edging on the rim, but without more of the item it is not possible to determine the type.	1815-1840	Azizi et al 1996
346.19		6			014/036			1	2	H	Household	Ceramic	Refined Earthenware	Saucer	White	Body/Rim Sherd		Pearlware	Printed		Blue, Dark	Old Blue-Floral						Saucer pieces. One sherd if a rim sherd with a hollow circle and solid circle repeating pattern on the rim. The main motif on the rim sherd and body sherd are a floral design on a field dot background. The sherds do not mend.	1815-1840	Azizi et al 1996
346.2		6			014/036			1	1	O	Indeterminate	Fauna	Bone	Bone		Fragment										Unidentified Mammal		Part of a mammal jaw with two molars present. No butcher marks present.		Azizi et al 1996
346.20		6			014/036			1	1	H	Household	Ceramic	Coarse Earthenware	Hollowware		Body Sherd		Redware	Lead Glazed	Single Glazed	Brown, Light							Hollowware redware body sherd. Light brown glaze on the interior. Four tie down lines on the exterior.		
346.22		6			014/036			1	1	H	Household	Ceramic	Coarse Earthenware	Hollowware		Rim Sherd		Redware	Lead Glazed	Single Glazed	Brown							German style rim with brown glaze on the interior.		
346.23		6			014/036			1	2	H	Household	Ceramic	Coarse Earthenware	Indeterminate		Fragment		Redware	Lead Glazed	Single Glazed	Brown, Dark							Two sherds of redware with dark brown glace on the interior. One of the sherds has a tie down line. Both exteriors are burned. Pieces do not mend.		
346.24		6			014/036			1	2	H	Household	Ceramic	Coarse Earthenware	Indeterminate		Fragment		Redware	Lead Glazed	Single Glazed	Brown							Brown glaze on the interior of the sherds. Black flecks in the brown glaze. One of the sherds may be a base sherd. Pieces do not mend.		
346.26		6			014/036			1	1	H	Household	Ceramic	Coarse Earthenware	Pan/Dish		Body/Rim Sherd		Redware	Slip Decorated	Single Glazed	Yellow	Trailed Slip						Redware pan or dish. Slip decorated on the interior. Three lines of slip can be seen on the interior and one on the rim. Smear of glaze on underside of German-style rim.	-1870	Miller et al 2000:13
346.3		6			014/036			1	3	O	Indeterminate	Fauna	Bone	Bone		Fragment										Unidentified Mammal		Three mammal bones; one is a rib.		
346.4		6			014/036			1	1	O	Indeterminate	Fauna	Bone	Bone		Fragment										Indeterminate		Indeterminate animal bone.		
346.5		6			014/036			1	1	H	Personal	Fauna	Shell	Button	White	Fragment	Cut /Carved											Two hole shell button. The shell between the two holes is missing.		
346.6		6			014/036			1	1	H	Household	Ceramic	Refined Earthenware	Bowl		Body/Rim Sherd		Yellowware	Dipt		White	Banded						Yellow-ware rim and body sherd that has 6 thin white bands along the body. There is a sharp edge at the bottom of the sherd towards the base of the object which indicates the London shape.	1845-1900	www.jefpat.org
346.7		6			014/036			1	1	H	Personal	Ceramic	Refined Earthenware	Smoking Pipe	White	Stem		White Ball Clay	Indeterminate									Pipe stem is undecorated, but there is not enough of the pipe to determine if the whole pipe is undecorated.		
346.8		6			014/036			1	1	H	Architectural	Metal	Iron	Nail		Fragment	Cut											Cut nail with an "L" shaped head.	1810-1835	Wells 2000:324-326, Azizi et al 1996
346.9		6			014/036			1	1	H	Indeterminate	Metal	Iron	Indeterminate		Fragment	Indeterminate											Iron metal ring. Unable to determine its use.		Miller et al 2000:13
347.1		6			14			1	1	H	Indeterminate	Metal	Iron	Indeterminate		Fragment	Cast											Possibly part of farm machinery. Indeterminate writing on one side. Counter sunk holes for spike mechanisms to keep object from rotating.		
348.100			46		15	5		2	1	H	Household	Ceramic	Refined Earthenware	Hollowware		Body Sherd		Pearlware	Painted		Earth Tone Colors	Banded						Two thin brown bands horizontally that meet two vertical thin black lines with a thick orange line in the center.	1795-1830	Miller et al 2000:12
348.101			46		15	5		2	1	H	Household	Ceramic	Refined Earthenware	Hollowware		Rim Sherd		Pearlware	Painted		Blue	Indeterminate						Blue solid band around the interior rim. Most of the interior and exterior is spalled.	1775-1830	Miller et al 2000:12, Azizi et al 1996
348.102			46		15	5		2	1	H	Household	Ceramic	Refined Earthenware	Hollowware		Body Sherd		Pearlware	Painted		Earth Tone Colors	Floral						Paint on the exterior with a thin light blue band and a floral motif.	1795-1830	Miller et al 2000:12
348.1027			46		15	5		2	4	H	Household	Ceramic	Coarse Earthenware	Bowl		Base/Body/Rim Sherd		Redware	Slip Decorated	Double Glazed	Green, White	Over All Slip		w/ 174, 348	C-0027			Pale red body covered with buff slip. The interior has clear lead glaze, the exterior has lead glaze tinted green/turquoise. The body has been trimmed and is thin, especially on the base. The base is circular but has an uneven outline from trimming.		Azizi et al 1996
348.1028			46		15	5		2	3	H	Household	Ceramic	Coarse Earthenware	Hollowware		Body Sherd		Redware	Lead Glazed	Single Glazed	Brown, Light			w/ self & 78	C-0028			Large hollowware vessel with light brown glaze on interior.		
348.103			46		15	5		2	1	H	Household	Ceramic	Refined Earthenware	Hollowware		Body Sherd		Pearlware	Painted		Earth Tone Colors	Floral						There is brown and blue paint present on the exterior of the sherd. The brown paint in in a floral design. There is also a molded line that may be a foot.	1795-1830	Miller et al 2000:12
348.104			46		15	5		2	1	H	Household	Ceramic	Refined Earthenware	Hollowware		Body Sherd		Creamware	Painted, Overglaze		Red	Floral						Red floral design on a creamware background.	1765-1815	Miller et al 2000:12
348.1043			46		15	5		2	1	H	Household	Ceramic	Refined Earthenware	Hollowware		Body/Rim Sherd		Pearlware	Painted		Earth Tone Colors	Floral		w/ 103, 114, 98, 79	C-0043			Solid brown rim around the top of the rim. Thin blue rim in the middle of the sherd. Blue, green, and brown floral painting on the sherd all on the inside. Of the sherd. Solid brown band on the outside of the sherd.	1795-1830	Miller et al 2000:12
348.1044			46		15	5		2	1	H	Household	Ceramic	Coarse Earthenware	Dish		Body/Rim Sherd		Redware	Slip Decorated	Single Glazed	White & Green	Trailed Slip		w/ 98, 103, 78	C-0044			Coggled rim with German-style step rim present (1 step). Straight green line on top of rim with white wavy slip line under it. Under white slip line there are at least 6 straight, green slip lines. Not all sherds mend.	-1870	
348.1045			46		15	5		2	2	H	Household	Ceramic	Porcelain	Saucer		Base/Body/Rim Sherd		Porcelain, Chinese Export	Painted			Indeterminate		w/ 348, 98	C-0045			Remnants of curving dotted line on the base of the interior and two lines along the rim with dotted line between them		
348.1048			46		15	5		2	1	H	Household	Ceramic	Porcelain	Hollowware		Rim Sherd		Porcelain, Hard Paste	Painted		Red	Banded		w/ 72	C-0048			Porcelain rim with red pain on the interior. Thin red band on the top of the rim. Red wavy band then a star under the apex of the wavy band, and then two thin red bands.		
348.105			46		15	5		2	1	H	Household	Ceramic	Refined Earthenware	Hollowware		Body Sherd		Creamware	Painted, Overglaze		Red	Banded						Creamware sherd with a thin red band along the interior of the rim.	1765-1815	Miller et al 2000:12, Azizi et al 1996

FS	SB	Fea	TU	STP	Cxt	Strat	Hzn	AU	Count	H/P	Group	Class	Material	Object	Object Color	Part	Manufacture Technique	Ware	1st Decoration	2nd Decoration	Decoration Color	Pattern/Motif	Makers Mark	Mends	Vessel #	Common Name (Species)	Typology	Comments	Dates	Reference
348.1052			46		15	5		2	3	H	Household	Ceramic	Coarse Earthenware	Hollowware		Base/Body/Rim Sherd		Redware	Slip Decorated	Single Glazed	Green, White, Dark Brown, Light Brown	Trailed & Combed Slip			C-0052			Vessel has a German-style rim. There is a green slip line on top of rim and body has a combination of white, green, & dark brown slip lines in an undulating pattern. Very similar to the pan in entry 102 but is not the same vessel. See extra info.		
348.1055			46		15	5		2	1	H	Household	Ceramic	Coarse Earthenware	Dish		Body/Rim Sherd		Redware	Slip Decorated	Single Glazed	White, Green , Light Brown	Trailed Slip		w/ 98, 193, 103	C-0055			German-style coggled rim. 1 straight green slip line is visible on the top of rim. Under interior rim is a wavy white line followed by a vertical white oval & green wavy hexagonal lines on light brown glaze. 98.118 doesn't mend but could belong to vessel.	-1870	Azizi et al 1996
348.106			46		15	5		2	1	H	Household	Ceramic	Refined Earthenware	Hollowware		Body Sherd		Creamware	Painted, Overglaze		Red	Banded						Thin red band along the interior of the rim of the creamware sherd.	1765-1815	Miller et al 2000:12
348.1066			46		15	5		2	1	H	Household	Ceramic	Coarse Earthenware	Hollowware		Body Sherd		Redware	Lead Glazed	Single Glazed	Brown				C-0066			Redware sherds with lead glaze on interior with dark brown streaks of glaze within the brown glaze.		www.jefpat.org
348.107			46		15	5		2	1	H	Household	Ceramic	Refined Earthenware	Hollowware		Body Sherd		Pearlware	Painted		Blue	Floral, Large Brush Strokes						Blue floral large brush strokes on the exterior of the sherd.	1815-1830	www.jefpat.org
348.108			46		15	5		2	1	H	Household	Ceramic	Refined Earthenware	Hollowware		Rim Sherd		Pearlware	Printed		Blue, Dark	Old Blue-Floral						On the interior of the sherd is a printed field dot pattern. The main motif is not present. The rim had a hollow and solid dot design around the rim.	1815-1840	Azizi et al 1996
348.11			46		15	5		2	6	H	Household	Ceramic	Coarse Earthenware	Hollowware		Body Sherd		Redware	Colored Glaze	Double Glazed	Green & Brown							Hollowware body sherds with green glaze on the exterior and brown glaze on the interior. Pieces do not mend. One sherd has a molded circle that could be part of a handle.		
348.110			46		15	5		2	1	H	Household	Fauna	Bone	Utensil		Handle			Incised			Diamond Lattice						Bone utensil handle with diamond cross hatching.		
348.112			46		15	5		2	1	H	Household	Ceramic	Porcelain	Hollowware		Rim Sherd		Porcelain, Chinese Export	Painted		Gray & Red	Dot						One gray band at the top of the rim, followed by a dotted red rim, lastly followed by a thin gray band.		
348.113			46		15	5		2	1	H	Household	Ceramic	Porcelain	Hollowware		Body Sherd		Porcelain, Chinese Export	Indeterminate									Indeterminately decorated small porcelain sherd.		
348.114			46		15	5		2	1	H	Household	Ceramic	Stoneware	Bottle	Brown	Rim Sherd		Salt Glazed, English Brown										Bottle rim of a English Brown bodied salt glazed bottle.		
348.115			46		15	5		2	1	H	Household	Ceramic	Refined Earthenware	Indeterminate		Rim Sherd		Creamware	Indeterminate									Undecorated creamware rim sherd.	1762-1820	Miller et al 2000:12
348.116			46		15	5		2	1	H	Household	Ceramic	Refined Earthenware	Hollowware		Rim Sherd		Pearlware	Painted		Blue	Floral						Blue paint on both sides of the rim sherd. Interior is painted with a thin blue line around the rim with a repeated arched line below the band. On the exterior there is a geometric floral pattern.	1775-1830	Miller et al 2000:12
348.117			46		15	5		2	1	H	Household	Ceramic	Refined Earthenware	Hollowware		Rim Sherd		Pearlware	Molded Pattern			Cross-Hatched Border						Rim sherd with a cross-hatched border with a thin molded band above and two thin molded bands below.	1775-1840	Azizi et al 1996, www.jefpat.org
348.118			46		15	5		2	1	H	Household	Ceramic	Refined Earthenware	Hollowware		Body Sherd		Pearlware	Indeterminate		Blue							Small sherd with blue either paint or print on the sherd.	1775-1840	Azizi et al 1996
348.119			46		15	5		2	1	H	Household	Ceramic	Refined Earthenware	Hollowware		Body Sherd		Pearlware	Indeterminate		Blue	Indeterminate						Blue wither paint or print on a small body sherd. Looks like a blue painted "X".	1775-1840	Azizi et al 1996
348.120			46		15	5		2	1	H	Household	Ceramic	Refined Earthenware	Hollowware		Body Sherd		Pearlware	Painted		Blue	Indeterminate						Indeterminate blue painted pattern on a hollowware body sherd.	1775-1830	Miller et al 2000:12
348.12			46		15	5		2	2	H	Household	Ceramic	Coarse Earthenware	Hollowware		Body Sherd		Redware	Lead Glazed	Single Glazed	Brown, Light			Mends w/ self.				Large hollowware vessel sherds. Light brown glaze on the interior and unglazed on the exterior. Three of the pieces mend.		
348.121			46		15	5		2	1	H	Household	Ceramic	Refined Earthenware	Plate		Body/Rim Sherd		Creamware	Indeterminate									Undecorated plate body/rim sherd	1762-1820	Miller et al 2000:12
348.13			46		15	5		2	1	H	Household	Ceramic	Coarse Earthenware	Hollowware		Body Sherd		Redware	Lead Glazed	Double Glazed	Brown, Light							Hollowware sherd with glaze on both sides. Light brown glaze with green patches in the glaze.		
348.14			46		15	5		2	1	H	Household	Ceramic	Coarse Earthenware	Hollowware		Body Sherd		Redware	Slip Decorated	Single Glazed	Green	Trailed Slip						Small redware sherd that is slip decorated with a green line.		
348.15			46		15	5		2	12	H	Household	Ceramic	Coarse Earthenware	Hollowware		Body Sherd		Redware	Lead Glazed	Single Glazed	Brown			Mends w/ self,				Hollowware vessel with interior glaze and exterior unglazed. Three of the pieces mend.		
348.16			46		15	5		2	3	H	Household	Ceramic	Coarse Earthenware	Hollowware		Body Sherd		Redware	Lead Glazed	Single Glazed	Brown, Dark							Hollowware fragments with one sided dark brown glaze that is fired in such a way to make the glaze look metallic and darker. Pieces do not mend.		
348.17			46		15	5		2	3	H	Household	Ceramic	Coarse Earthenware	Hollowware		Rim Sherd		Redware	Lead Glazed	Single Glazed	Brown, Dark			Mends w/ self				Three sherds of a hollowware vessel rim. Dark brown glaze in the interior with spalled lines in the glaze. German style rim.		
348.18			46		15	5		2	2	H	Household	Ceramic	Coarse Earthenware	Hollowware		Rim Sherd		Redware	Lead Glazed	Single Glazed	Brown			Mends w/ self				Hollowware rim with brown glaze on the interior. Rim Pieces mend.		
348.19			46		15	5		2	2	H	Household	Ceramic	Coarse Earthenware	Hollowware		Body Sherd		Redware	Slip Decorated	Single Glazed	White, Brown & Green	Trailed & Combed Slip		Mends w/s self.				Sherds of redware with glazed interior. White lines with brown arches of the which and combed zig zag lines under the white and brown slip decoration. Three of the pieces mend. Probably vessel C-0050		
348.2			46		15	5		2	1	H	Household	Ceramic	Coarse Earthenware	Hollowware		Rim Sherd		Redware	Lead Glazed	Single Glazed	Brown, Light							German-style rim has a light brown glaze with dark brown flecks on the interior. Exterior is undecorated. Spalled lines on the glaze. Might go with the same vessel that 348.1 goes with.		Miller et al 2000:12
348.20			46		15	5		2	1	H	Household	Ceramic	Coarse Earthenware	Dish		Rim Sherd		Redware	Slip Decorated	Single Glazed	Yellow	Trailed & Combed Slip						Rim of a dish with a coggled rim. Yellow trailed slip decoration can be seen at the bottom of the sherd. Might mend w/ 348.21.	-1870	Miller et al 2000:12
348.21			46		15	5		2	1	H	Household	Ceramic	Coarse Earthenware	Dish		Body Sherd		Redware	Slip Decorated	Single Glazed	Yellow, Green, black & White	Trailed & Combed Slip						Body sherd of a hollowware. Two yellow trailed and combed slip trailed lines, one green, and then one yellow. Another white and black line can be seen at the top of the sherd. Might mend w/ 348.20. Likely same vessel as 245.19 & 246.9.		Miller et al 2000:12
348.22			46		15	5		2	1	H	Household	Ceramic	Coarse Earthenware	Hollowware		Rim Sherd		Redware	Lead Glazed	Single Glazed	Brown, light & black	Blotched						Light brown interior glazed hollowware rim with a black splotch.		Miller et al 2000:12
348.23			46		15	5		2	5	H	Household	Ceramic	Coarse Earthenware	Hollowware		Rim Sherd		Redware	Slip Decorated	Single Glazed	Brown, light & Black	Trailed Slip		Mends w/ self				Hollowware sherds with light brown glaze on the interior with two black bands around the rim and two above the inside base. The two rim sherds are in the German style. Three of the pieces mend.		Miller et al 2000:12
348.24			46		15	5		2	1	H	Household	Ceramic	Coarse Earthenware	Hollowware		Rim Sherd		Redware	Slip Decorated	Single Glazed	brown, light, Black & Yellow	Indeterminate						Folded out rim. Heavy spalling on the sherd. Light brown glaze present on the top. The interior of the sherd has black and yellow slip glaze; unable to determine the pattern.		Miller et al 2000:12
348.27			46		15	5		2	1	H	Household	Ceramic	Coarse Earthenware	Hollowware		Body Sherd		Redware	Lead Glazed	Double Glazed	Yellow & White							Interior of the hollowware sherd was yellow, and the exterior was white.		Sprague 2002:115

FS	SB	Fea	TU	STP	Cxt	Strat	Hzn	AU	Count	H/P	Group	Class	Material	Object	Object Color	Part	Manufacture Technique	Ware	1st Decoration	2nd Decoration	Decoration Color	Pattern/Motif	Makers Mark	Mends	Vessel #	Common Name (Species)	Typology	Comments	Dates	Reference
348.28			46		15	5		2	1	H	Household	Ceramic	Coarse Earthenware	Hollowware		Body Sherd		Redware	Painted		White	Indeterminate						Hollowware sherd. Interior is heavily spalled, but there is a little bit of white paint on one point of the sherd.		
348.29			46		15	5		2	1	H	Household	Ceramic	Coarse Earthenware	Hollowware		Body Sherd		Redware	Slip Decorated	Single Glazed	Light brown & Yellow	Trailed Slip						Redware hollowware sherd. Light brown glaze with a yellow slip trail line.		Azizi et al 1996
348.3			46		15	5		2	1	H	Household	Ceramic	Coarse Earthenware	Hollowware		Rim Sherd		Redware	Lead Glazed	Single Glazed	Brown, Dark							Rim hollowware sherd with a dark brown glaze on the interior. The glaze ends before the rim. The exterior is undecorated. There is a shelf on the exterior that could be for the lid.		Miller et al 2000:12
348.30			46		15	5		2	1	H	Household	Ceramic	Coarse Earthenware	Hollowware		Body Sherd		Redware	Slip Decorated	Exterior Spalled	Light brown & Yellow	Indeterminate						Light brown glaze on the inside with yellow slip decoration; indeterminate decoration due to spalling. Exterior spalled.		
348.3004			46		15	5		2	2	H	Household	Glass	Common Glass	Bottle	Green	Body Sherd	Free Blown							w/ self	G-0004			Body and shoulder green pieces that mend. Unable to determine the type of bottle.		Miller et al 2000:12
348.31			46		15	5		2	13	H	Household	Ceramic	Coarse Earthenware	Hollowware		Body Sherd		Redware	Lead Glazed	Single Glazed	Brown							Redware hollowware body sherds with brown interior glaze. Three tie down lines on three sherds. Pieces do not mend.		Azizi et al 1996
348.32			46		15	5		2	4	H	Household	Ceramic	Coarse Earthenware	Hollowware		Body Sherd		Redware	Lead Glazed	Single Glazed	Brown, Light							Light brown glaze on the interior of the hollowware body sherds. Pieces do not mend.		
348.33			46		15	5		2	1	H	Household	Ceramic	Coarse Earthenware	Hollowware		Rim Sherd		Redware	Lead Glazed	Double Glazed	Brown, Light							Light brown hollowware rim. Might mends w/ 348.34.		Miller et al 2000:13
348.34			46		15	5		2	2	H	Household	Ceramic	Coarse Earthenware	Hollowware		Body Sherd		Redware	Lead Glazed	Double Glazed	Brown, Light							Light brown hollowware sherds with light brown glaze on both sides.. Might mends w/ 348.33. Pieces do not mend.		Azizi et al 1996
348.35			46		15	5		2	3	H	Household	Ceramic	Coarse Earthenware	Hollowware		Body Sherd		Redware	Lead Glazed	Single Glazed	Brown, Dark			Mends w/ self.				Hollowware sherds with dark brown glaze on the interior and undecorated on the exterior. Glaze is more metallic looking possibly due to firing. Two pieces mend.		Miller et al 2000:13
348.36			46		15	5		2	1	H	Household	Ceramic	Coarse Earthenware	Hollowware		Body Sherd		Redware	Lead Glazed	Single Glazed	Brown							One hollowware sherd with brown glaze on the interior.		
348.37			46		15	5		2	1	H	Household	Ceramic	Coarse Earthenware	Hollowware		Rim Sherd		Redware	Lead Glazed	Single Glazed	Brown, Light							Redware hollowware rim with light brown glaze on the interior. Metallic looking glaze possibly due to firing.		
348.38			46		15	5		2	2	H	Household	Ceramic	Coarse Earthenware	Hollowware		Body Sherd		Redware	Lead Glazed	Single Glazed	Brown, Light							Hollowware sherds with light brown glaze on the interior. Pieces do not mend.		
348.39			46		15	5		2	1	H	Household	Ceramic	Coarse Earthenware	Hollowware		Rim Sherd		Redware	Lead Glazed	Single Glazed	Black							Black glaze on the interior of a hollowware vessel. Glaze is pretty worn off.		
348.4			46		15	5		2	8	H	Household	Ceramic	Coarse Earthenware	Hollowware		Body Sherd		Redware	Lead Glazed	Single Glazed	Brown							Redware hollowware sherds with brown interior glaze. Black dots in the glaze. Sherds do not mend.		Miller et al 2000:12
348.40			46		15	5		2	1	H	Household	Ceramic	Coarse Earthenware	Hollowware		Rim Sherd		Redware	Lead Glazed	Single Glazed	Brown, Dark							Rim sherd that is heavily spalled with dark brown glaze on the interior. Possibly burned.		Miller et al 2000:12
348.41			46		15	5		2	1	H	Household	Ceramic	Coarse Earthenware	Hollowware		Body Sherd		Redware	Slip Decorated	Single Glazed	Yellow	Trailed Slip						Light brown glaze on interior with wavy yellow slip decoration.		
348.42			46		15	5		2	1	H	Household	Ceramic	Coarse Earthenware	Hollowware		Body Sherd		Redware	Lead Glazed	Exterior Spalled	Brown, Light							Small hollowware sherd. Light brown glaze on the interior. Exterior spalled.		Wells 2000:324-326
348.43			46		15	5		2	4	H	Household	Ceramic	Coarse Earthenware	Hollowware		Body Sherd		Redware	Lead Glazed	Exterior Spalled	Brown, Light							four small sherds with light brown glaze on one side and spalled on the other side. Pieces do not mend.		
348.44			46		15	5		2	1	H	Household	Ceramic	Coarse Earthenware	Hollowware		Body Sherd		Redware	Lead Glazed	Dark Patches in Glaze	Light Brown & Black	Blotched						Hollowware sherd with light brown glaze on interior with a black blotch.		
348.45			46		15	5		2	1	H	Household	Ceramic	Coarse Earthenware	Hollowware		Indeterminate		Redware	Both Surfaces Spalled									One hollowware sherd where both sides were spalled.		
348.46			46		15	5		2	1	H	Household	Ceramic	Coarse Earthenware	Hollowware		Body Sherd		Redware	Lead Glazed	Double Glazed	Brown							Hollowware sherd with double sided glaze that is reddish brown glaze with dark spots in the glaze.		
348.47			46		15	5		2	2	H	Household	Ceramic	Coarse Earthenware	Hollowware		Body Sherd		Redware	Lead Glazed	Exterior Spalled	Brown							Two pieces of hollowware with the interior with a brown glaze and the exterior is spalled. Most of the interior is spalled as well, so there might have been some trailed slip present.		Denker & Denker 1985:54-68
348.48			46		15	5		2	3	H	Household	Ceramic	Coarse Earthenware	Hollowware		Body Sherd		Redware	Lead Glazed	Double Glazed	Brown, Light							Double sided glaze on both sides of the hollowware sherds; light brown glaze with dark brown flecks.		
348.49			46		15	5		2	1	H	Household	Ceramic	Coarse Earthenware	Hollowware		Body Sherd		Redware	Lead Glazed	Double Glazed	Brown, Light							Double sided glaze on both sides of the hollowware sherd; light brown glaze.		
348.50			46		15	5		2	2	H	Household	Ceramic	Coarse Earthenware	Hollowware		Body Sherd		Redware	Lead Glazed	Single Glazed	Brown, Light							Light brown glaze on the interior of the hollowware sherds. Sherds do not mend.		
348.51			46		15	5		2	7	H	Household	Ceramic	Coarse Earthenware	Hollowware		Body Sherd		Redware	Lead Glazed	Single Glazed	Brown, Dark							Dark brown glaze on one side of the sherd. Sherds are not curved, so I was unable to tell if they were on the interior o r the exterior. Sherds do not mend.		
348.52			46		15	5		2	1	H	Household	Ceramic	Coarse Earthenware	Hollowware		Body Sherd		Redware	Lead Glazed	Single Glazed	Black							Hollowware sherd with black glaze on the interior.		
348.53			46		15	5		2	1	H	Household	Ceramic	Coarse Earthenware	Hollowware		Body Sherd		Redware	Lead Glazed	Double Glazed	Brown							Small hollowware sherd with light to medium brown		
348.54			46		15	5		2	1	H	Household	Ceramic	Coarse Earthenware	Hollowware		Body Sherd		Redware	Lead Glazed	Exterior Spalled	Brown, Light							Interior of hollowware sherd has a light brown glaze, and the exterior is spalled.		
348.55			46		15	5		2	2	H	Household	Ceramic	Coarse Earthenware	Hollowware		Body Sherd		Redware	Interior Spalled									Two sherds. Interior spalled and exterior was undecorated. Sherds do not mend.		Denker & Denker 1985:54-68
348.56			46		15	5		2	1	H	Household	Ceramic	Coarse Earthenware	Hollowware		Fragment		Redware	Undecorated									Burned piece of undecorated redware.		
348.57			46		15	5		2	1	H	Household	Ceramic	Coarse Earthenware	Hollowware		Body Sherd		Redware	Lead Glazed	Single Glazed	Black							Interior of sherd is glazed with black glaze. The glaze looks metallic as if it was heated differently during production.		
348.58			46		15	5		2	1	H	Household	Ceramic	Coarse Earthenware	Hollowware		Base Sherd		Redware	Lead Glazed	Single Glazed	Brown, Light							Light brown glaze on the interior of the base of a vessel.		
348.59			46		15	5		2	1	H	Household	Ceramic	Coarse Earthenware	Hollowware		Base Sherd		Redware	Interior Spalled									The interior of the sherd if spalled and burned.		
348.60			46		15	5		2	1	H	Household	Ceramic	Coarse Earthenware	Hollowware		Base Sherd		Redware	Lead Glazed	Single Glazed	Brown							Medium brown glaze on the interior of the hollowware sherd. Not decorated on the exterior.		Miller et al 2000:12
348.6			46		15	5		2	1	H	Household	Ceramic	Coarse Earthenware	Hollowware		Body Sherd		Redware	Lead Glazed	Exterior Spalled	Brown, Light							Hollowware redware sherd. Interior has a light brown glaze. Exterior is spalled.		
348.61			46		15	5		2	2	H	Household	Ceramic	Coarse Earthenware	Hollowware		Base Sherd		Redware	Lead Glazed	Single Glazed	Brown, Dark							Dark brown glaze on the interior of the hollowware sherds. The exterior is undecorated. The glaze has a metallic sheen. Sherds do not mend.		
348.62			46		15	5		2	6	O	Food Related	Fauna	Shell	Shell Fragment	White	Fragment										Oyster		6 Oyster shells all with hinges.		Wells 2000:324-326
348.63			46		15	5		2	1	U	Other	Flora	Wood	Charcoal Fragment	Black	Fragment												Charcoal piece.		Wells 2000:324-326

FS	SB	Fea	TU	STP	Cxt	Strat	Hzn	AU	Count	H/P	Group	Class	Material	Object	Object Color	Part	Manufacture Technique	Ware	1st Decoration	2nd Decoration	Decoration Color	Pattern/Motif	Makers Mark	Mends	Vessel #	Common Name (Species)	Typology	Comments	Dates	Reference
348.64			46		15	5		2	60	H	Architectural	Glass	Common Glass	Window Glass	Aqua	Fragment												Aqua colored window glass with heavy patina.		
348.65			46		15	5		2	12	H	Architectural	Metal	Iron	Nail		Fragment	Indeterminate											Indeterminate nail fragments.		Miller et al 2000:12
348.66			46		15	5		2	27	O	Indeterminate	Fauna	Bone	Bone		Fragment										Unidentified Mammal		Unidentified mammal bones.		
348.67			46		15	5		2	2	O	Indeterminate	Fauna	Bone	Bone		Fragment										Unidentified Bird		Indeterminate bird bone fragments.		
348.68			46		15	5		2	2	O	Indeterminate	Fauna	Bone	Bone		Fragment										Indeterminate		Unidentified bone. Possibly mammal or bird.		
348.69			46		15	5		2	2	O	Food Related	Fauna	Shell	Shell Fragment	Gray	Fragment										Oyster		7 oyster parts; 2 have hinges. .Shells are burned.		
348.7			46		15	5		2	1	H	Household	Ceramic	Coarse Earthenware	Hollowware		Body Sherd		Redware	Lead Glazed	Single Glazed	Brown							Hollowware sherd with the interior glazed with a reddish-brown color. Exterior is undecorated.		Miller et al 2000:12
348.70			46		15	5		2	2	H	Architectural	Other	Composite	Mortar	White	Fragment												Two pieces of mortar.		
348.71			46		15	5		2	1	H	Arms	Metal	Copper Alloy	Cartridge Case	Gray & White	Complete												9mm with plastic insert. Practice paint "Simuniton" round. Http://firearmshistory.blogspot.com/2013/05/what-is-simunition.html	1980-	See comments
348.72			46		15	5		2	1	O	Indeterminate	Fauna	Bone	Bone		Fragment										Unidentified Mammal		Burned mammal bone. Black patches and very dense.		Miller et al 2000:12
348.73			46		15	5		2	1	H	Household	Glass	Common Glass	Bottle	Olive	Fragment	Indeterminate											Olive green colored glass. Probably part of a large alcohol bottle.		
348.74			46		15	5		2	1	H	Indeterminate	Glass	Lead	Indeterminate	Colorless	Rim Sherd	Indeterminate											Container glass or lamp glass. Unable to determine the manufacture technique. Straight rim.		Miller et al 2000:12
348.75			46		15	5		2	1	H	Indeterminate	Glass	Lead	Indeterminate	Colorless	Body Sherd	Indeterminate											Colorless bottle glass.		
348.76			46		15	5		2	2	H	Indeterminate	Glass	Non-Lead Glass	Indeterminate	Colorless	Rim Sherd	Indeterminate											Colorless straight rims. Could be lamp glass or container glass. Pieces do not mend.		
348.77			46		15	5		2	17	H	Household	Ceramic	Refined Earthenware	Indeterminate		Body Sherd		Creamware	Indeterminate									Indeterminate fragments of creamware. Pieces do not mend.	1762-1820	Miller et al 2000:12
348.78			46		15	5		2	1	H	Household	Ceramic	Refined Earthenware	Indeterminate		Rim Sherd		Creamware	Indeterminate									Indeterminate fragment of creamware rim. Rim is not decorated.	1762-1820	Miller et al 2000:12
348.79			46		15	5		2	9	H	Household	Ceramic	Refined Earthenware	Indeterminate		Body Sherd		Pearlware	Indeterminate									Pearlware sherds of indeterminate vessels. The sherds are undecorated.	1775-1840	Azizi et al 1996
348.8			46		15	5		2	2	H	Household	Ceramic	Coarse Earthenware	Hollowware		Body Sherd		Redware	Lead Glazed	Single Glazed	Brown, Dark							Interior of the hollowware sherds is glazed with a dark brown color. Darker brown lines and dot in the glace. Pieces do not mend.		Miller et al 2000:12
348.80			46		15	5		2	2	H	Household	Ceramic	Refined Earthenware	Indeterminate		Body Sherd		Pearlware	Molded Pattern			Ribbed						Molded exterior to the sherd having to do with form rather than design. Ribbed. Pieces do not mend.	1775-1840	Azizi et al 1996, Miller et al 2000:13
348.81			46		15	5		2	1	H	Commercial	Metal	Copper Alloy	Coin		Complete	Indeterminate											Coin is illegible due to corrosion.		
348.82			46		15	5		2	1	H	Household	Glass	Common Glass	Bottle	Olive	Body Sherd	Indeterminate											Thick olive green glass neck of a bottle. No mold seams present.		Miller et al 2000:12
348.83			46		15	5		2	3	H	Household	Glass	Common Glass	Bottle	Green	Fragment	Indeterminate											Thick curved green bottle glass. Pieces do not mend.		www.jefpat.org
348.84			46		15	5		2	2	H	Household	Glass	Common Glass	Bottle	Green	Fragment	Indeterminate											Thin green curved glass. Probably bottle glass, but unable to determine the type of bottle or manufacture technique. Pieces do not mend.		www.jefpat.org
348.86			46		15	5		2	1	H	Household	Ceramic	Refined Earthenware	Indeterminate		Rim Sherd		Pearlware	Indeterminate									Pearlware rims. The rims do not mend. Rims are undecorated.	1775-1840	Azizi et al 1996, www.jefpat.org
348.87			46		15	5		2	1	H	Household	Ceramic	Refined Earthenware	Indeterminate		Body Sherd		Unidentified Refined Earthenware	Indeterminate									Burned piece of indeterminate refined earthenware.		Azizi et al 1996
348.88			46		15	5		2	1	H	Household	Ceramic	Refined Earthenware	Indeterminate		Rim Sherd		Unidentified Refined Earthenware	Indeterminate									burned indeterminate ware with a scalloped rim. Undecorated.		Miller et al 2000:12
348.89			46		15	5		2	5	H	Household	Ceramic	Refined Earthenware	Indeterminate		Body Sherd		Pearlware	Exterior Spalled									Pearlware sherd where one side is spalled, and the other side is undecorated. Pieces do not mend.	1775-1840	Azizi et al 1996
348.90			46		15	5		2	2	H	Household	Ceramic	Refined Earthenware	Plate		Rim Sherd		Pearlware	Molded Pattern	Painted	Blue, Dark	Shell Edge, Rococo						Dark blue scalloped rim with wavy lines. Sherds do not mend.	1775-1810	www.jefpat.org, Denker & Denker 1985:54-68
348.9			46		15	5		2	2	H	Household	Ceramic	Coarse Earthenware	Hollowware		Body Sherd		Redware	Lead Glazed	Single Glazed	Brown, Dark							Interior of the hollowware sherds is glazed with a dark brown color. Darker brown dots in the glace. Pieces do not mend.		Miller et al 2000:12
348.91			46		15	5		2	1	H	Household	Ceramic	Refined Earthenware	Plate		Rim Sherd		Pearlware	Molded Pattern	Painted	Blue, Dark	Shell Edge, Even Scalloped, Straight Lines						Shell edge plate rime with dark blue paint. Neoclassical style rim.	1800-1840	www.jefpat.org, Wells 2000:324-326
348.92			46		15	5		2	1	H	Household	Metal	White Metal	Utensil		Handle	Indeterminate											Undecorated corroded metal utensil handle end.		Miller et al 2000:12
348.93			46		15	5		2	3	H	Household	Ceramic	Refined Earthenware	Tableware, General		Body Sherd		Pearlware	Printed		Blue	Willow						Plate or saucer with willow print. Pieces do not mend. Baker or nappie	1803-1830	www.jefpat.org, Miller et al 2000:12
348.94			46		15	5		2	1	H	Household	Ceramic	Refined Earthenware	Hollowware		Base Sherd		Pearlware	Painted		Earth Tone Colors	Floral						Green and black floral painted design on the interior of the base.	1795-1830	Miller et al 2000:12, Wells 2000:324-326
348.95			46		15	5		2	1	H	Household	Ceramic	Refined Earthenware	Hollowware		Base Sherd		Pearlware	Painted		Earth Tone Colors	Floral						Base of the hollowware base sherd has a painted interior with orange, green, and black floral painted.	1795-1830	Miller et al 2000:12
348.96			46		15	5		2	1	H	Household	Ceramic	Refined Earthenware	Hollowware		Base Sherd		Pearlware	Painted		Earth Tone Colors	Floral						Brown floral painting.	1795-1830	Miller et al 2000:12
348.97			46		15	5		2	1	H	Household	Ceramic	Refined Earthenware	Hollowware		Base Sherd		Pearlware	Painted		Earth Tone Colors	Floral						Green and orange painted floral base.	1795-1830	Miller et al 2000:12
348.99			46		15	5		2	1	H	Household	Ceramic	Refined Earthenware	Hollowware		Rim Sherd		Pearlware	Painted		Earth Tone Colors	Floral						scalloped rim. Brown solid band around the rim and brown and blue floral paint on interior.	1795-1830	Miller et al 2000:12, Wells 2000:324-326
349.1			46		2	3			3	H	Household	Ceramic	Coarse Earthenware	Indeterminate		Body Sherd		Redware	Lead Glazed	Single Glazed	Brown, Dark							Multiple vessels may be represented.		
349.2			46		2	3			1	H	Household	Ceramic	Coarse Earthenware	Hollowware		Body Sherd		Redware	Slip Decorated	Double Glazed	White, Green	Over All Slip						Body sherd with white and green slip on one side and light brown on the other side.		Miller et al 2000:13
349.3			46		2	3			2	H	Household	Ceramic	Refined Earthenware	Indeterminate		Base Sherd		Pearlware	Indeterminate									No decoration present; multiple vessels may be represented.	1775-1840	Azizi et al 1996, Snyder 1992
349.4			46		2	3			1	H	Household	Ceramic	Refined Earthenware	Indeterminate		Body/Rim Sherd		Pearlware	Painted		Earth Tone Colors	Indeterminate						Brown stripe around rim on interior and exterior, thin blue straight line, green leaf, and a brown line that looks like part of a root.	1795-1830	Miller et al 2000:12

FS	SB	Fea	TU	STP	Cxt	Strat	Hzn	AU	Count	H/P	Group	Class	Material	Object	Object Color	Part	Manufacture Technique	Ware	1st Decoration	2nd Decoration	Decoration Color	Pattern/Motif	Makers Mark	Mends	Vessel #	Common Name (Species)	Typology	Comments	Dates	Reference
349.5			46		2	3			1	H	Household	Ceramic	Refined Earthenware	Indeterminate		Body Sherd		Whiteware	Indeterminate									No visible decoration.	1815-	Azizi et al 1996
349.6			46		2	3			1	H	Architectural	Metal	Iron	Nail		Complete	Hand Wrought											Rusted	-1830	
349.7			46		2	3			1	O	Indeterminate	Fauna	Bone	Bone		Fragment										Unidentified Bird		Small bone.		
349.8			46		2	3			1	O	Indeterminate	Fauna	Bone	Bone		Fragment										Unidentified Mammal		Large rib, most likely a cow.		
350.100			46		14	2		1	1	O	Indeterminate	Fauna	Bone	Tooth		Fragment										Unidentified Mammal		Large canine.		Azizi et al 1996
350.1			46		14	2		1	49	H	Household	Ceramic	Coarse Earthenware	Indeterminate		Body Sherd		Redware	Lead Glazed	Single Glazed	Brown							Multiple vessels represented.		
350.1005			46		14	2		1	2	H	Household	Ceramic	Coarse Earthenware	Hollowware		Body/Rim Sherd		Redware	Lead Glazed	Single Glazed	Brown			Mends w/ self & 81	C-0005			Brown glaze on the interior of the cylindrical hollowware vessel. German style rim.		Miller et al 2000:12
350.1006			46		14	2		1	2	H	Household	Ceramic	Refined Earthenware	Hollowware		Handle		Pearlware	Indeterminate					Mends / 97	C-0006			Whiteware handle sherds.	1775-1840	Azizi et al 1996, Wells 2000:324-326
350.101			46		14	2		1	8	O	Indeterminate	Fauna	Bone	Bone		Fragment										Unidentified Bird				Miller et al 2000:12
350.102			46		14	2		1	4	H	Indeterminate	Metal	Iron	Hinge		Fragment	Indeterminate											Hinge and latch mechanism.		
350.103			46		14	2		1	1	H	Household	Metal	Iron	Utensil		Handle	Indeterminate											Top portion of a utensil handle.		Miller et al 2000:12
350.104			46		14	2		1	1	H	Architectural	Other	Composite	Mortar		Fragment														Azizi et al 1996
350.105			46		14	2		1	6	H	Architectural	Metal	Iron	Nail		Fragment	Cut											Early machine headed cut nails of varying lengths.	1810-1835	Wells 2000:324-326
350.106			46		14	2		1	32	H	Architectural	Metal	Iron	Nail		Fragment	Cut											Later machine headed cut nails of varying lengths.	1830-1890	Wells 2000:324-326, Azizi et al 1996
350.107			46		14	2		1	3	H	Architectural	Metal	Iron	Nail		Complete	Wire											Small wire nails.	1875-	Wells 2000:327, Miller et al 2000:13
350.108			46		14	2		1	30	H	Architectural	Metal	Iron	Nail		Complete	Indeterminate											Fragments of nails; unable to determine manufacturing technique.		
350.109			46		14	2		1	5	H	Architectural	Metal	Iron	Nail		Complete	Indeterminate											Nails that appear cut but with large flat and odd looking heads.		
350.11			46		14	2		1	2	H	Household	Ceramic	Coarse Earthenware	Hollowware		Rim Sherd		Redware	Lead Glazed	Single Glazed	Brown							German style rims. Multiple vessels represented.		Miller et al 2000:12
350.110			46		14	2		1	1	H	Hardware	Metal	Iron	Screw		Complete	Indeterminate											Threaded screw.		
350.111			46		14	2		1	1	H	Household	Glass	Common Glass	Container Glass	Aqua	Body Sherd	Indeterminate											Curved fragment		
350.112			46		14	2		1	8	H	Household	Ceramic	Coarse Earthenware	Hollowware		Body/Rim Sherd		Redware	Lead Glazed	Single Glazed	Brown			Mends w. self				rim and body sherds of a cylindrical hollowware vessel. Brown glazed interior. German style rim.		
350.12			46		14	2		1	1	H	Household	Ceramic	Coarse Earthenware	Hollowware		Rim Sherd		Redware	Lead Glazed	Single Glazed	Brown							German style rim. Four tie-down lines on exterior below rim.		Miller et al 2000:12
350.13			46		14	2		1	1	H	Household	Ceramic	Coarse Earthenware	Hollowware		Rim Sherd		Redware	Lead Glazed	Interior Spalled								German style rim.		
350.14			46		14	2		1	1	H	Household	Ceramic	Coarse Earthenware	Hollowware		Rim Sherd		Redware	Unglazed									German style rim.		
350.15			46		14	2		1	1	H	Household	Ceramic	Coarse Earthenware	Hollowware		Rim Sherd		Redware	Lead Glazed	Single Glazed	Brown, Dark							Interior and exterior mostly spalled, but remnants of glaze still present.		www.sha.org/bottle/
350.16			46		14	2		1	1	H	Household	Ceramic	Coarse Earthenware	Hollowware		Rim Sherd		Redware	Lead Glazed	Interior Spalled	Brown, Light							Interior and most of exterior spalled but remnants of glaze still present.		Miller et al 2000:12
350.17			46		14	2		1	1	H	Household	Ceramic	Coarse Earthenware	Hollowware		Rim Sherd		Redware	Lead Glazed	Double Glazed	Brown, Light									
350.18			46		14	2		1	1	H	Household	Ceramic	Coarse Earthenware	Indeterminate		Rim Sherd		Redware	Interior Spalled									Exterior unglazed.		Miller et al 2000:12
350.19			46		14	2		1	1	H	Household	Ceramic	Coarse Earthenware	Hollowware		Rim Sherd		Redware	Lead Glazed	Single Glazed	Brown							Flared out rim with at least three incised lines on exterior.		
350.2			46		14	2		1	3	H	Household	Ceramic	Coarse Earthenware	Indeterminate		Body Sherd		Redware	Lead Glazed	Single Glazed	Brown, Light							Multiple vessels may be represented.		
350.20			46		14	2		1	1	H	Household	Ceramic	Coarse Earthenware	Hollowware		Rim Sherd		Redware	Lead Glazed	Single Glazed								Large portion of a flared rim.		
350.21			46		14	2		1	1	H	Household	Ceramic	Coarse Earthenware	Hollowware		Base Sherd		Redware	Lead Glazed	Single Glazed	Brown, Dark							Circular base.		
350.22			46		14	2		1	1	H	Household	Ceramic	Coarse Earthenware	Hollowware		Base/Body Sherd		Redware	Lead Glazed	Single Glazed	Brown, Dark							Circular base.		
350.23			46		14	2		1	1	H	Household	Ceramic	Coarse Earthenware	Hollowware		Body Sherd		Redware	Lead Glazed	Double Glazed	Brown, Dark							Burned body sherd.		
350.24			46		14	2		1	1	H	Household	Ceramic	Coarse Earthenware	Indeterminate		Body Sherd		Redware	Slip Decorated	Single Glazed	White							Burned on both sides.		
350.25			46		14	2		1	2	H	Household	Ceramic	Coarse Earthenware	Hollowware		Body Sherd		Redware	Slip Decorated	Double Glazed	White	Over All Slip						Interior has white slip, exterior has tan slip.		
350.26			46		14	2		1	1	H	Household	Ceramic	Coarse Earthenware	Hollowware		Body Sherd		Redware	Lead Glazed	Exterior Spalled	White							Likely over all slip, but exterior is spalled.		
350.27			46		14	2		1	1	H	Household	Ceramic	Coarse Earthenware	Hollowware		Body Sherd		Redware	Slip Decorated	Double Glazed	Green	Over All Slip								
350.28			46		14	2		1	1	H	Household	Ceramic	Coarse Earthenware	Hollowware		Body Sherd		Redware	Slip Decorated	Interior Spalled	Green							Most likely all over slip but interior spalled.		Miller et al 2000:12
350.29			46		14	2		1	1	H	Household	Ceramic	Coarse Earthenware	Hollowware		Rim Sherd		Redware	Slip Decorated	Double Glazed	Green	Over All Slip						Darker greenish brown at very top of rim.		Miller et al 2000:12
350.3			46		14	2		1	24	H	Household	Ceramic	Coarse Earthenware	Indeterminate		Body Sherd		Redware	Lead Glazed	Single Glazed	Brown, Dark							Multiple vessels represented.		Miller et al 2000:12
350.30			46		14	2		1	1	H	Household	Ceramic	Coarse Earthenware	Hollowware		Body Sherd		Redware	Slip Decorated	Single Glazed	Green							Green on interior.		
350.31			46		14	2		1	9	H	Household	Ceramic	Coarse Earthenware	Hollowware		Body Sherd		Redware	Slip Decorated	Single Glazed	Cream, Green, Dark Brown	Trailed Slip						Cream, green and dark brown trailed slip lines over light brown slip. Two sherds mend but all sherds may belong to the same vessel. Do not mend but likely belong to vessel # C-0050.		
350.32			46		14	2		1	2	H	Household	Ceramic	Coarse Earthenware	Hollowware		Rim Sherd		Redware	Slip Decorated	Single Glazed	Green, White	Trailed Slip						Green trailed slip lines over light brown slip, one line of white slip around rim. German style rim. Sherds mend.		
350.33			46		14	2		1	1	H	Household	Ceramic	Coarse Earthenware	Hollowware		Rim Sherd		Redware	Slip Decorated	Single Glazed	Green, White	Trailed Slip						Green trailed slip lines over light brown slip, one line of white slip around rim. German style rim. May be part of the same vessel as entry 32.		Miller et al 2000:12
350.34			46		14	2		1	1	H	Household	Ceramic	Coarse Earthenware	Pan		Rim Sherd		Redware	Slip Decorated	Single Glazed	Green, White	Trailed Slip						Coggled rim with a German rim. Wavy green lines of trailed slip with straight white slip line. Straight sides (possibly not a pan, but coggled rim is generally just on pans).	-1870	Miller et al 2000:12
350.35			46		14	2		1	1	H	Household	Ceramic	Coarse Earthenware	Hollowware		Body Sherd		Redware	Lead Glazed	Interior Spalled	Indeterminate	Trailed Slip						Trailed slip, but the slip is spalled.		
350.36			46		14	2		1	1	H	Household	Ceramic	Coarse Earthenware	Hollowware		Body Sherd		Redware	Slip Decorated	Single Glazed	Green, Black, White	Trailed Slip						Large stripes of green and black slip with trailed white slip in between.		Wells 2000:324-326
350.37			46		14	2		1	1	H	Household	Ceramic	Coarse Earthenware	Hollowware		Body Sherd		Redware	Lead Glazed	Single Glazed	Brown, Light	Trailed Slip						Appears to have trailed slip, but it is spalled.		
350.38			46		14	2		1	1	H	Household	Ceramic	Coarse Earthenware	Hollowware		Body Sherd		Redware	Lead Glazed	Single Glazed	Brown							Light brown glaze with a stripe of dark brown glaze.		
350.39			46		14	2		1	1	H	Household	Ceramic	Refined Earthenware	Indeterminate		Body Sherd		Rockingham	Indeterminate									Much of surface spalled, small portion of brown decoration.	1830-1940	www.jefpat.org, Miller et al 2000:12
350.40			46		14	2		1	4	H	Household	Ceramic	Refined Earthenware	Indeterminate		Body Sherd		Pearlware	Indeterminate									No decoration visible. Multiple vessels represented.	1775-1840	www.jefpat.org
350.4			46		14	2		1	1	H	Household	Ceramic	Coarse Earthenware	Indeterminate		Body Sherd		Redware	Lead Glazed	Single Glazed	Brown, Dark							One line of wash on the exterior.		Miller et al 2000:12
350.41			46		14	2		1	1	H	Household	Ceramic	Refined Earthenware	Indeterminate		Rim Sherd		Whiteware	Indeterminate									No decoration visible.	1815-	Azizi et al 1996, www.sha.org/bottle/

FS	SB	Fea	TU	STP	Cxt	Strat	Hzn	AU	Count	H/P	Group	Class	Material	Object	Object Color	Part	Manufacture Technique	Ware	1st Decoration	2nd Decoration	Decoration Color	Pattern/Motif	Makers Mark	Mends	Vessel #	Common Name (Species)	Typology	Comments	Dates	Reference
350.42			46		14	2		1	3	H	Household	Ceramic	Refined Earthenware	Indeterminate		Base Sherd		Pearlware	Indeterminate									No decoration visible. Multiple vessels represented, two pieces mend	1775-1840	www.jefpat.org, Miller et al 2000:12
350.43			46		14	2		1	5	H	Household	Ceramic	Refined Earthenware	Plate, Soup		Base/Body Sherd		Pearlware	Indeterminate					w/ self				No decoration visible. Sherds mend.	1775-1840	Azizi et al 1996, Miller et al 2000:12
350.44			46		14	2		1	4	H	Household	Ceramic	Refined Earthenware	Indeterminate		Body Sherd		Pearlware	Indeterminate	Exterior Spalled								No decoration visible. Multiple vessels may be represented.	1775-1840	www.jefpat.org
350.45			46		14	2		1	1	H	Household	Ceramic	Refined Earthenware	Indeterminate		Base Sherd		Pearlware	Indeterminate									No visible decoration.	1775-1840	www.jefpat.org, Miller et al 2000:12
350.47			46		14	2		1	1	H	Household	Ceramic	Refined Earthenware	Flatware		Rim Sherd		Pearlware	Molded Pattern	Painted	Green	Shell Edge, Rococo						Scalloped shell edge flatware.	1775-1810	www.jefpat.org, Miller et al 2000:12
350.48			46		14	2		1	2	H	Household	Ceramic	Refined Earthenware	Hollowware		Body Sherd		Pearlware	Painted		Earth Tone Colors	Indeterminate						Painted on exterior; green leaves, brown roots, and a straight blue stripe.	1795-1830	Miller et al 2000:12
350.49			46		14	2		1	1	H	Household	Ceramic	Refined Earthenware	Hollowware		Body Sherd		Pearlware	Printed		Blue, Dark	Old Blue-General						Indeterminate old blue pattern, most of design is spalled.	1815-1840	Azizi et al 1996
350.5			46		14	2		1	4	H	Household	Ceramic	Coarse Earthenware	Indeterminate		Body Sherd		Redware	Lead Glazed	Single Glazed	Brown, Dark							Gray wash on the exterior.		Miller et al 2000:12
350.50			46		14	2		1	2	H	Household	Ceramic	Refined Earthenware	Indeterminate		Rim Sherd		Pearlware	Painted		Brown	Indeterminate						One brown stripe painted on interior and exterior of rim. Sherds mend.	1795-1830	Miller et al 2000:12
350.51			46		14	2		1	2	H	Household	Ceramic	Refined Earthenware	Indeterminate		Base Sherd		Creamware	Indeterminate									No decoration visible. Multiple vessels may be represented.	1762-1820	Miller et al 2000:12
350.52			46		14	2		1	3	H	Household	Ceramic	Refined Earthenware	Indeterminate		Rim Sherd		Creamware	Indeterminate									No decoration visible. Multiple vessels may be represented.	1762-1820	Miller et al 2000:12
350.53			46		14	2		1	10	H	Household	Ceramic	Refined Earthenware	Indeterminate		Body Sherd		Creamware	Indeterminate									No decoration visible. Multiple vessels may be represented.	1762-1820	Miller et al 2000:12
350.54			46		14	2		1	5	H	Household	Ceramic	Refined Earthenware	Indeterminate		Body Sherd		Creamware	Indeterminate	Exterior Spalled								No decoration visible. Multiple vessels may be represented.	1762-1820	Miller et al 2000:12
350.55			46		14	2		1	6	H	Household	Ceramic	Refined Earthenware	Indeterminate		Body Sherd		Pearlware	Painted		Blue	Indeterminate						Indeterminate blue painted sherds. Multiple vessels represented.	1775-1830	Miller et al 2000:12
350.56			46		14	2		1	1	H	Household	Ceramic	Refined Earthenware	Indeterminate		Rim Sherd		Whiteware	Printed			Indeterminate						Printed on interior.	1815-1915	Azizi et al 1996
350.57			46		14	2		1	2	H	Household	Ceramic	Refined Earthenware	Indeterminate		Body Sherd		Whiteware	Printed		Blue, Light	Indeterminate						Floral/leaf pattern printed on one side.	1818-1915	www.jefpat.org
350.58			46		14	2		1	1	H	Household	Ceramic	Refined Earthenware	Indeterminate		Rim Sherd		Whiteware	Printed		Blue	Indeterminate						One printed stripe along interior side of rim.	1815-1915	Azizi et al 1996
350.59			46		14	2		1	1	H	Household	Ceramic	Refined Earthenware	Indeterminate		Body Sherd		Pearlware	Painted	Interior Spalled	Blue, Dark	Indeterminate						Painted curved blue line.	1775-1830	Miller et al 2000:12
350.60			46		14	2		1	1	H	Household	Ceramic	Refined Earthenware	Indeterminate		Body Sherd		Pearlware/Whiteware	Painted	Exterior Spalled	Green	Indeterminate						Most likely green shell edge, but not enough to determine.	1775-1870	www.jefpat.org
350.6			46		14	2		1	6	H	Household	Ceramic	Coarse Earthenware	Indeterminate		Body Sherd		Redware	Lead Glazed	Exterior Spalled	Brown, Dark							Multiple vessels represented.		
350.61			46		14	2		1	2	H	Household	Ceramic	Refined Earthenware	Hollowware		Body Sherd		Pearlware	Painted		Brown	Indeterminate						Brown dots on exterior. Multiple vessels may be represented.	1795-1830	Miller et al 2000:12
350.62			46		14	2		1	1	H	Household	Ceramic	Refined Earthenware	Hollowware		Body Sherd		Pearlware	Painted		Earth Tone Colors	Indeterminate						Brown dots and green leaves on exterior.	1795-1830	Miller et al 2000:12
350.63			46		14	2		1	1	H	Household	Ceramic	Refined Earthenware	Hollowware		Rim Sherd		Pearlware	Painted		Tan	Indeterminate						Tan stripe on rim edge and tan lines on exterior body.	1795-1830	Miller et al 2000:12
350.64			46		14	2		1	1	H	Household	Ceramic	Refined Earthenware	Indeterminate		Body Sherd		Pearlware	Painted		Earth Tone Colors	Indeterminate						One tan stripe in between two blue stripes on exterior.	1795-1830	Miller et al 2000:12
350.65			46		14	2		1	1	H	Household	Ceramic	Refined Earthenware	Hollowware		Body Sherd		Pearlware	Painted		Earth Tone Colors	Floral						Brown, orange, yellow, and blue flower bunch with green leaves on exterior.	1795-1830	Miller et al 2000:12
350.66			46		14	2		1	1	H	Household	Ceramic	Refined Earthenware	Hollowware		Rim Sherd		Pearlware	Painted		Brown	Indeterminate						Two brown stripes (one thick, one thin) under rim edge on interior side.	1795-1830	Miller et al 2000:12
350.67			46		14	2		1	1	H	Household	Ceramic	Refined Earthenware	Hollowware		Rim Sherd		Pearlware	Painted		Brown	Indeterminate						One brown stripe under rim on interior side.	1795-1830	Miller et al 2000:12
350.68			46		14	2		1	1	H	Household	Ceramic	Refined Earthenware	Indeterminate		Body Sherd		Pearlware/Whiteware	Painted	Exterior Spalled	Blue	Indeterminate						Most likely blue shell edge, but not enough to determine.	1805-1880	Miller et al 2000:12
350.69			46		14	2		1	3	H	Household	Ceramic	Refined Earthenware	Indeterminate		Rim Sherd		Whiteware	Indeterminate									No decoration visible. Multiple vessels represented.	1815-	Azizi et al 1996
350.70			46		14	2		1	6	H	Household	Ceramic	Refined Earthenware	Indeterminate		Rim Sherd		Whiteware	Indeterminate									No decoration visible. Multiple vessels represented.	1815-	Azizi et al 1996
350.7			46		14	2		1	1	H	Household	Ceramic	Coarse Earthenware	Indeterminate		Body Sherd		Redware	Lead Glazed	Exterior Spalled	Brown, Light									
350.71			46		14	2		1	13	H	Household	Ceramic	Refined Earthenware	Indeterminate		Rim Sherd		Whiteware	Indeterminate	Exterior Spalled								No decoration visible. Multiple vessels represented.	1815-	Azizi et al 1996
350.72			46		14	2		1	2	H	Household	Ceramic	Refined Earthenware	Flatware		Base Sherd		Whiteware	Indeterminate									No decoration visible. Multiple vessels represented.	1815-	Azizi et al 1996
350.74			46		14	2		1	1	H	Household	Ceramic	Refined Earthenware	Indeterminate		Body Sherd		Whiteware	Printed	Exterior Spalled	Blue, Light	Indeterminate						Geometric pattern on interior.	1818-1915	www.jefpat.org
350.75			46		14	2		1	2	H	Household	Ceramic	Refined Earthenware	Indeterminate		Body Sherd		Whiteware	Printed		Purple, light	Floral						Purple floral and leaf pattern. Multiple vessels represented.	1829-1915	www.jefpat.org
350.76			46		14	2		1	1	H	Household	Ceramic	Refined Earthenware	Hollowware		Rim Sherd		Whiteware	Printed		Purple	Indeterminate						Geometric and floral pattern.	1829-1915	www.jefpat.org, Miller et al 2000:13
350.77			46		14	2		1	1	H	Household	Ceramic	Refined Earthenware	Hollowware		Base Sherd		Unidentified Refined Earthenware	Indeterminate									Base sherd with a burned interior surface and heavy use ware.		
350.79			46		14	2		1	1	H	Household	Ceramic	Porcelain	Indeterminate		Body Sherd		Porcelain, Hard Paste	Indeterminate									No decoration visible		Miller et al 2000:13
350.80			46		14	2		1	1	H	Household	Ceramic	Porcelain	Hollowware		Rim Sherd		Porcelain, Chinese Export	Painted, Overglaze		Polychrome	Indeterminate						One black/grey stripe along rim, and red lines in an indeterminate pattern.		Miller et al 2000:13
350.8			46		14	2		1	1	H	Household	Ceramic	Coarse Earthenware	Indeterminate		Body Sherd		Redware	Both Surfaces Spalled									No decoration visible.		
350.81			46		14	2		1	1	H	Household	Ceramic	Stoneware	Hollowware	Buff	Body Sherd		Salt Glazed, Gray/Buff Bodied	Indeterminate									No visible decoration.		Miller et al 2000:13
350.82			46		14	2		1	1	H	Household	Ceramic	Refined Earthenware	Indeterminate		Body Sherd		Unidentified Refined Earthenware	Indeterminate									No visible decoration.		
350.83			46		14	2		1	7	H	Household	Glass	Common Glass	Container Glass	Aqua, Light	Body Sherd	Mouth Blown, General										Curved body sherds, multiple vessels represented.		
350.84			46		14	2		1	1	H	Household	Glass	Common Glass	Container Glass	Aqua, Light	Body Sherd	Mouth Blown, General										Very thin curved body sherd.		
350.85			46		14	2		1	1	H	Household	Glass	Common Glass	Bottle	Aqua, Light	Rim Sherd	Mouth Blown, General										Not enough of finish to determine style.		
350.86			46		14	2		1	4	H	Household	Glass	Common Glass	Bottle	Olive	Body Sherd	Mouth Blown, General										Curved body sherds. Multiple vessels represented.		
350.87			46		14	2		1	1	H	Household	Glass	Lead	Container Glass	Colorless	Base Sherd	Mouth Blown, General										Base that has one corner, unclear how many sides it would have if complete.		
350.88			46		14	2		1	7	H	Architectural	Glass	Common Glass	Window Glass	Aqua, Light	Fragment													
350.89			46		14	2		1	2	H	Household	Glass	Non-Lead Glass	Container Glass	Colorless	Body Sherd	Mouth Blown, General										Flat body sherds. Multiple vessels represented.		
350.90			46		14	2		1	1	H	Personal	Ceramic	Porcelain	Button	White	Complete	Pressed	Porcelain, Hard Paste									Tire style two hole prosser button	1840-1960	Sprague 2002:111
350.9			46		14	2		1	1	H	Household	Ceramic	Coarse Earthenware	Indeterminate		Body Sherd		Redware	Lead Glazed	Single Glazed	Brown, Dark							Two lines on exterior that may be tie down lines, but too small to tell.		
350.91			46		14	2		1	1	H	Personal	Metal	Copper Alloy	Button	Black	Complete	Cast										Two hole metal button.		
350.92			46		14	2		1	1	H	Personal	Metal	Copper Alloy	Button		Complete	Cast										Gold plating on surface. Wire loop shank.		
350.93			46		14	2		1	1	H	Personal	Metal	Copper Alloy	Button		Fragment	Cast										Wire loop shank.		

FS	SB	Fea	TU	STP	Cxt	Strat	Hzn	AU	Count	H/P	Group	Class	Material	Object	Object Color	Part	Manufacture Technique	Ware	1st Decoration	2nd Decoration	Decoration Color	Pattern/Motif	Makers Mark	Mends	Vessel #	Common Name (Species)	Typology	Comments	Dates	Reference
350.94			46		14	2		1	1	H	Personal	Metal	Copper Alloy	Button		Complete	Cast		Molded Pattern			Indeterminate						Hammond-Turner sport button; English button making company; molded rabbit on the front; back has a quality seal with a crown engraved with it, engraved: "Extra Quality (crown motif)/Hammond Turner & Sons." Wire Loop Shank. See extra info.	1823-1865	Albert 1976:465
350.95			46		14	2		1	1	H	Indeterminate	Synthetic	Plastic	Indeterminate	Yellow	Fragment												Modern plastic toy fragment.	1915-	Miller et al 2000:16
350.96			46		14	2		1	1	H	Personal	Glass	Non-Lead Glass	Bead	Colorless	Complete												Small bead.		
350.97			46		14	2		1	2	O	Food Related	Fauna	Shell	Shell Hinge		Complete										Oyster		Count = 2		
350.98			46		14	2		1	1	O	Food Related	Fauna	Bone	Bone		Fragment										Unidentified Mammal		Butcher marks.		
350.99			46		14	2		1	7	O	Indeterminate	Fauna	Bone	Bone		Fragment										Unidentified Mammal				
351.1			46		46	4			1	H	Household	Ceramic	Coarse Earthenware	Hollowware		Body Sherd		Redware	Lead Glazed	Single Glazed	Brown, Dark							Curved body sherd.		
351.10			46		46	4			1	H	Personal	Metal	Iron	Buckle		Complete												Square belt buckle.		
351.2			46		46	4			1	H	Household	Ceramic	Coarse Earthenware	Indeterminate		Body Sherd		Redware	Lead Glazed	Single Glazed	Brown, Light							Curved body sherd, interior glazed.		
351.3			46		46	4			1	H	Household	Ceramic	Coarse Earthenware	Indeterminate		Rim Sherd		Redware	Slip Decorated	Double Glazed	Green	Over All Slip						Green slip on both sides with a stripe of light brown slip on the rim.		
351.4			46		46	4			6	H	Household	Ceramic	Refined Earthenware	Hollowware		Base/Body Sherd		Pearlware	Painted		Earth Tone Colors	Indeterminate						Curved sherds of most likely a bowl. Painted plant on the side. Sherds mend.	1795-1830	Miller et al 2000:12
351.5			46		46	4			1	H	Household	Ceramic	Refined Earthenware	Plate, Soup		Base/Body Sherd		Pearlware	Indeterminate									No decoration visible.	1775-1840	Azizi et al 1996
351.6			46		46	4			1	H	Household	Ceramic	Refined Earthenware	Indeterminate		Body Sherd		Pearlware	Indeterminate									No decoration visible.	1775-1840	Azizi et al 1996
351.7			46		46	4			1	H	Household	Ceramic	Refined Earthenware	Hollowware		Base Sherd		Unidentified Refined Earthenware	Indeterminate									No decoration visible. Burned and heavy use wear.		
351.8			46		46	4			5	O	Indeterminate	Fauna	Bone	Tooth		Fragment										Unidentified Mammal		May not be from the same animal.		
351.9			46		46	4			7	O	Indeterminate	Fauna	Bone	Bone		Fragment										Unidentified Mammal		One tooth still in place in maxilla.		
352.1		95			171				1	H	Household	Ceramic	Coarse Earthenware	Indeterminate		Body Sherd		Redware	Lead Glazed	Single Glazed	Brown, Dark							Interior glazed.		
352.10		95			171				3	H	Indeterminate	Metal	Iron	Indeterminate		Fragment												Flat, thin metal pieces with holes in each for screws or nails.		
352.11		95			171				1	H	Indeterminate	Metal	Iron	Indeterminate		Fragment												Small metal object with two holes through it (one large hole below one small hole). Likely a piece to a machine of some sort.		
352.2		95			171				1	H	Household	Ceramic	Coarse Earthenware	Indeterminate		Rim Sherd		Redware	Lead Glazed	Double Glazed	Brown, Light									
352.3		95			171				2	H	Household	Ceramic	Refined Earthenware	Indeterminate		Body Sherd		Pearlware	Painted		Blue	Indeterminate						Painted blue lines and dots (possibly a floral motif) on the exterior. Sherds mend.	1775-1830	Miller et al 2000:12
352.4		95			171				1	H	Household	Ceramic	Refined Earthenware	Indeterminate		Body Sherd		Whiteware	Printed		Purple	Indeterminate						Printed on both sides: interior has a building printed on it and exterior has a geometric and floral motif.	1829-1915	www.jefpat.org
352.5		95			171				1	H	Household	Ceramic	Refined Earthenware	Hollowware		Rim Sherd		White Granite	Indeterminate									No decoration visible. Obvious use wear on rim.	1840-1930	www.jefpat.org
352.6		95			171				1	H	Household	Ceramic	Refined Earthenware	Indeterminate		Base Sherd		White Granite	Indeterminate									No decoration visible. Small portion of a makers mark on base, not enough to read.	1840-1930	www.jefpat.org
352.7		95			171				4	H	Architectural	Metal	Iron	Nail		Complete	Cut											Machine headed cut nails.	1830-1890	Wells 2000:324-326
352.8		95			171				2	H	Architectural	Metal	Iron	Nail		Complete	Indeterminate											Nails that appear cut but with odd flat heads.		
352.9		95			171				1	H	Tool	Metal	Iron	File		Complete	Indeterminate											Large metal file.		
353.1	D	6			31				1	H	Household	Ceramic	Coarse Earthenware	Hollowware		Body Sherd		Redware	Lead Glazed	Single Glazed	Brown							Interior glazed.		
353.10	D	6			31				3	O	Indeterminate	Fauna	Bone	Bone		Fragment										Unidentified Mammal		Scapula and long bone of a small mammal.		
353.2	D	6			31				1	H	Household	Ceramic	Coarse Earthenware	Hollowware		Body Sherd		Redware	Lead Glazed	Single Glazed	Brown, Light							Interior glazed.		
353.3	D	6			31				1	H	Household	Ceramic	Coarse Earthenware	Hollowware		Lid		Redware	Slip Decorated	Single Glazed	Yellow	Trailed Slip						Angled slip lines near rim with an indeterminate trailed slip pattern going up the lid as well.	-1870	
353.4	D	6			31				1	H	Household	Ceramic	Coarse Earthenware	Hollowware		Rim Sherd		Redware	Lead Glazed	Double Glazed	Brown							Two large incised lines near rim.		
353.5	D	6			31				1	H	Commercial	Metal	Copper Alloy	Coin		Complete	Stamped											British half penny; front: George II bust, facing left, surrounded by: "GEORGIVS II REX" back: Britannia seated, facing left, surrounded by: "BRITAN - NIA" KM#: 566.	1739-	See Matt Harris
353.6	D	6			31				1	H	Tool	Metal	Copper Alloy	Scissors		Almost Complete	Cast											Finger loop of a pair of sewing scissors. The start of the scissors has a bird figure. Bird is missing head.		Miller et al 2000:12
353.7	D	6			31				1	H	Indeterminate	Metal	Iron	Indeterminate		Complete												Thick metal ring.		
353.8	D	6			31				1	H	Indeterminate	Metal	Iron	Indeterminate		Complete												Thick metal ring.		
353.9	D	6			31				1	H	Indeterminate	Metal	Iron	Indeterminate		Fragment												Large metal spike.		
354.1	D	6			41			3	1	H	Personal	Metal	Copper Alloy	Button		Complete	Cast											Domed button with a loop wire shank.		
354.2	D	6			41			3	1	H	Commercial	Metal	Copper Alloy	Coin		Complete	Indeterminate											Coin, a surfaces are smooth (writing has worn off).		
354.3	D	6			41			3	1	H	Architectural	Metal	Iron	Nail		Complete	Cut											Machine headed cut nail.	1830-1890	Wells 2000:324-326
354.4	D	6			41			3	1	H	Indeterminate	Metal	Iron	Indeterminate		Fragment	Indeterminate											Flat rectangular metal object.		
354.5	D	6			41			3	2	O	Food Related	Fauna	Bone	Bone		Fragment										Unidentified Mammal		One rib with a green stain from being up against a copper object in the ground and one long bone with butcher marks and a clean cut on one end (from a butcher)		
355.1			46		Clean-up				2	H	Household	Ceramic	Coarse Earthenware	Indeterminate		Body Sherd		Redware	Lead Glazed	Single Glazed	Brown							Interior glazed. Multiple vessels represented.		Miller et al 2000:12
355.2			46		Clean-up				1	H	Household	Ceramic	Refined Earthenware	Indeterminate		Body Sherd		Pearlware	Indeterminate	Exterior Spalled								No decoration visible.	1775-1840	Azizi et al 1996
355.3			46		Clean-up				2	H	Architectural	Glass	Common Glass	Window Glass	Aqua, Light	Fragment														
355.4			46		Clean-up				2	H	Architectural	Metal	Iron	Nail		Fragment	Indeterminate											Too rusted and fragmented to determine manufacturing technique.		
355.5		74	46		Clean-up				1	O	Indeterminate	Fauna	Bone	Tooth		Fragment										Unidentified Mammal		Large tooth.		
356.10		6			14	2		1	1	H	Household	Glass	Lead	Stemware	Colorless	Base/Body Sherd	Mouth Blown, General											Base and stem of a stemware glass.		
356.1004		6			14	2		1	11	H	Household	Ceramic	Coarse Earthenware	Milk Pan		Complete		Redware	Lead Glazed	Single Glazed	Brown			Mends w/ self & 267, 346, 249	C-0004			Milk pan with brown glaze on the interior. The top of the milk pan has a dark brown glaze and the middle and bottom have a medium brown color.		
356.11		6			14	2		1	1	H	Household	Metal	Copper Alloy	Spoon		Almost Complete	Cast											Handle and top of spoon; makers mark on back of handle.		Miller et al 2000:12
356.12		6			14	2		1	2	H	Household	Metal	White Metal	Utensil		Handle												Two handles, unknown utensil type.		Miller et al 2000:12
356.13		6			14	2		1	1	H	Personal	Metal	Copper Alloy	Button		Complete	Cast											Slightly rounded face; loop wire shank.		Miller et al 2000:13
356.14		6			14	2		1	1	H	Personal	Metal	Copper Alloy	Button		Complete	Cast											Flat face, wire loop shank.		Miller et al 2000:13
356.15		6			14	2		1	1	H	Personal	Metal	Copper Alloy	Button		Almost Complete	Cast											Flat face, wire loop shank (broken off).		Azizi et al 1996
356.16		6			14	2		1	1	H	Personal	Metal	Copper Alloy	Comb, Lice		Almost Complete												Metal lice comb, teeth missing.		Azizi et al 1996
356.17		6			14	2		1	1	H	Commercial	Metal	Copper Alloy	Coin		Complete	Indeterminate											Type and date unknown.		
356.18		6			14	2		1	1	H	Commercial	Metal	Copper Alloy	Coin		Complete	Stamped											British half penny. Date: 1730; KM# 566	1730-	
356.19		6			14	2		1	1	H	Commercial	Metal	Copper Alloy	Coin		Complete	Stamped											British half penny. Date: 1737; KM# 566	1737-	
356.20		6			14	2		1	1	H	Commercial	Metal	Copper Alloy	Coin		Complete	Stamped											British half penny. Date: 1722; KM# 566	1722-	Azizi et al 1996

FS	SB	Fea	TU	STP	Cxt	Strat	Hzn	AU	Count	H/P	Group	Class	Material	Object	Object Color	Part	Manufacture Technique	Ware	1st Decoration	2nd Decoration	Decoration Color	Pattern/Motif	Makers Mark	Mends	Vessel #	Common Name (Species)	Typology	Comments	Dates	Reference
356.21		6			14	2		1	1	H	Household	Glass	Common Glass	Container Glass	Olive	Body Sherd	Mouth Blown, General											Curved body sherd.		Azizi et al 1996
356.22		6			14	2		1	1	H	Architectural	Metal	Iron	Nail		Complete	Indeterminate											Too rusted to determine manufacturing technique.		www.jefpat.org
356.23		6			14	2		1	1	H	Indeterminate	Metal	Iron	Indeterminate		Fragment	Indeterminate											Spike like object with a flattened, triangular end.		Miller et al 2000:12
356.24		6			14	2		1	1	H	Indeterminate	Metal	Iron	Indeterminate		Complete	Indeterminate											Large metal ring. Looks like a barrel strap, but smaller and thicker.		Miller et al 2000:12
356.25		6			14	2		1	1	H	Household	Fauna	Bone	Utensil		Handle	Cut /Carved											Pistol grip style handle for a utensil, likely a fork base on the thin piece of metal still attached to the handle.		
356.26		6			14	2		1	1	O	Food Related	Fauna	Bone	Bone		Fragment										Unidentified Mammal		Large rib with butcher marks.		
356.3		6			14	2		1	1	H	Household	Ceramic	Coarse Earthenware	Hollowware		Body Sherd		Redware	Lead Glazed	Double Glazed	Brown, Light									
356.4		6			14	2		1	1	H	Household	Ceramic	Coarse Earthenware	Hollowware		Body Sherd		Redware	Slip Decorated	Single Glazed	Brown, Dark	Trailed Slip						Glazed on exterior. Three lines of dark brown trailed slip over brown glaze.	-1870	
356.5		6			14	2		1	1	H	Household	Ceramic	Coarse Earthenware	Hollowware		Rim Sherd		Redware	Lead Glazed	Single Glazed	Brown, Dark							Glazed interior. German style rim.		
356.9		6			14	2		1	1	H	Personal	Ceramic	Refined Earthenware	Smoking Pipe		Pipe Stem		White Ball Clay										Middle portion of stem, broken on both ends.		
357.1	F	74							1	O	Food Related	Fauna	Shell	Shell Fragment		Almost Complete										Oyster		One shell, almost complete		
357.10	F	74							1	H	Architectural	Metal	Iron	Nail		Complete	Indeterminate											Long, round nail, rusted		
357.11	F	74							2	H	Indeterminate	Metal	Iron	Indeterminate		Fragment	Indeterminate											Flat rusted fragments, one is folded/bent		
357.12	F	74							1	H	Hardware	Metal	Iron	Other		Complete	Indeterminate											Shutter hardware, Long piece of metal, tapers on two sides, loop at one end, slightly bent at the thinner end		
357.13	F	74							1	H	Tack	Metal	Iron	Horseshoe		Fragment	Indeterminate											Large fragment of horseshoe, heavily rusted, at least three holes visible		
357.14	F	74							1	H	Architectural	Metal	Iron	Nail		Complete	Hand Wrought											Large nail with T shaped head, heavily rusted, bent at the narrower end, tapers on all sides	-1830	
357.15	F	74							6	H	Architectural	Metal	Iron	Nail		Complete	Cut											Machine cut, machine headed, square headed nails		
357.16	F	74							1	H	Architectural	Metal	Iron	Nail		Complete	Cut											Cut nail, tapers on two sides, rusted		
357.17	F	74							1	H	Architectural	Metal	Iron	Nail		Fragment	Indeterminate											Square nail with T head		
357.18	F	74							1	H	Architectural	Metal	Iron	Nail		Complete	Hand Wrought											Hand headed, rose head, rusted		
357.19	F	74							2	H	Architectural	Metal	Iron	Nail		Complete	Hand Wrought											Two hand wrought nails with flat points, both are bent, rusted	-1830	
357.2	F	74							0	O	Food Related	Fauna	Shell	Shell Fragment												Oyster		Two fragments		
357.20	F	74							4	H	Architectural	Metal	Iron	Nail		Fragment	Indeterminate											Too rusted to determine if cut or wrought		
357.21	F	74							1	H	Architectural	Metal	Iron	Nail		Fragment	Indeterminate											Small nail fragment, unable to determine if cut or wrought, head missing		
357.22	F	74							1	H	Indeterminate	Metal	Iron	Indeterminate		Indeterminate	Indeterminate											Triangular flat piece of metal		
357.23	F	74							1	H	Indeterminate	Metal	Iron	Indeterminate		Fragment	Indeterminate											Flat strip of metal, thicker at one end, rusted		
357.24	F	74							1	H	Indeterminate	Metal	Iron	Indeterminate		Complete	Indeterminate											Flat strip of metal, tapers, L shape at the thicker end		
357.25	F	74							1	H	Household	Glass	Common Glass	Indeterminate	Indeterminate	Body Sherd	Indeterminate											Thick, heavily patinated, curved		
357.26	F	74							1	H	Household	Glass	Non-Lead Glass	Indeterminate	Colorless	Body Sherd	Indeterminate											Mostly flat with a corner		
357.27	F	74							1	H	Household	Glass	Non-Lead Glass	Indeterminate	Colorless	Body Sherd	Mold Blown, Indeterminate		Molded Pattern			Indeterminate						Small curved fragment, molded oval above a line, partial molded leaf visible		
357.28	F	74							1	H	Household	Glass	Lead	Tumbler	Colorless	Rim Sherd	Pressed		Molded Pattern			Paneled						Rounded rim fragment, tops of two rounded panels visible below the rim		
357.29	F	74							1	H	Household	Ceramic	Coarse Earthenware	Hollowware		Body/Rim Sherd		Redware	Lead Glazed	Single Glazed	Brown							Interior is glazed, exterior is unglazed, German style rim		
357.3	F	74							0	O	Food Related	Fauna	Shell	Shell Fragment												Indeterminate		One fragment		
357.30	F	74							1	H	Household	Ceramic	Coarse Earthenware	Hollowware		Rim Sherd		Redware	Lead Glazed	Single Glazed	Brown, Light							Interior is glazed, exterior is unglazed, German style rim		
357.31	F	74							7	H	Household	Ceramic	Coarse Earthenware	Hollowware		Rim Sherd		Redware	Lead Glazed	Single Glazed	Brown							Interior is glazed, exterior is unglazed, German style rim		
357.32	F	74							1	H	Household	Ceramic	Coarse Earthenware	Hollowware		Rim Sherd		Redware	Lead Glazed	Single Glazed	Brown, Light							Interior is glazed, exterior is unglazed, ridge underneath the rim exterior		
357.33	F	74							1	H	Household	Ceramic	Coarse Earthenware	Hollowware		Rim Sherd		Redware	Exterior Spalled	Lead Glazed	Brown							Interior is glazed, exterior is spalled, the top of the rim is unglazed		
357.34	F	74							1	H	Household	Ceramic	Coarse Earthenware	Hollowware		Rim Sherd		Redware	Lead Glazed	Single Glazed	Brown							Interior is glazed, exterior is unglazed, tie-down line below rim		
357.35	F	74							1	H	Household	Ceramic	Coarse Earthenware	Hollowware		Body Sherd		Redware	Lead Glazed	Single Glazed	Brown							Interior glazed, exterior unglazed, molded line, possibly part of the rim		
357.36	F	74							1	H	Household	Ceramic	Coarse Earthenware	Dish		Rim Sherd		Redware	Lead Glazed	Double Glazed	Brown, Light							Small coggled rim fragment		
357.37	F	74							1	H	Household	Ceramic	Coarse Earthenware	Hollowware		Body Sherd		Redware	Lead Glazed	Single Glazed	Brown							Curved fragment, tie-down line visible		
357.38	F	74							1	H	Household	Ceramic	Coarse Earthenware	Hollowware		Body Sherd		Redware	Unglazed									Curved, unglazed fragment		
357.39	F	74							1	H	Household	Ceramic	Coarse Earthenware	Hollowware		Indeterminate		Redware	Unglazed									Flat, unglazed fragment		
357.4	F	74							12	O	Indeterminate	Fauna	Bone	Bone		Fragment										Unidentified Mammal		No cut or butcher marks visible		
357.40	F	74							10	H	Household	Ceramic	Coarse Earthenware	Hollowware		Body Sherd		Redware	Lead Glazed	Single Glazed	Brown							Curved fragments, glazed on the interior		
357.41	F	74							2	H	Household	Ceramic	Stoneware	Hollowware		Body Sherd		Salt Glazed, Gray/Buff Bodied	Albany-Type Slip		Gray							Curved fragments, two different vessels represented	1805-1940	Miller et al 2000:10
357.42	F	74							1	H	Personal	Ceramic	Stoneware	Smoking Pipe		Stem		Salt Glazed, Gray/Buff Bodied										Stub stem fragment, diagonal molded lines near the mouthpiece	1805-1940	Miller et al 2000:10
357.43	F	74							1	H	Personal	Ceramic	Refined Earthenware	Smoking Pipe		Stem		White Ball Clay	Molded Pattern			Lettering						Integral stem, embossed circle design along the seams is very worn, lettering : "TRY LORILLARD'S/ TOBACCO"//"16.18.20. CHAMBERS ST/NEW YORK"	1760-	https://www.britannica.com/topic/Lorillard
357.44	F	74							1	H	Household	Ceramic	Refined Earthenware	Hollowware		Rim Sherd		Pearlware	Painted		Brown	Indeterminate						Probably earth tone colors, only brown visible, brown lines along the rim with the edge of a leaf and two arched lines	1795-1830	Miller et al 2000:12
357.45	F	74							1	H	Household	Ceramic	Refined Earthenware	Indeterminate		Body Sherd		Whiteware	Painted	Exterior Spalled	Black	Indeterminate						Probably chrome colors, thin black painted line visible	1830-1880	www.jefpat.org
357.46	F	74							1	H	Toy/Recreation	Ceramic	Porcelain	Saucer		Base/Body/Rim Sherd		Porcelain, Hard Paste	Indeterminate									Fragment of a toy saucer, no visible decoration		
357.47	F	74							1	H	Household	Ceramic	Refined Earthenware	Indeterminate		Body Sherd		White Granite	Molded Pattern			Indeterminate						Curved fragment, curved molded line, possibly the edges of two sunken panels visible	1840-1930	www.jefpat.org
357.48	F	74							3	H	Household	Ceramic	Refined Earthenware	Indeterminate		Body Sherd		White Granite	Indeterminate									No decoration visible, curved fragments	1840-1930	www.jefpat.org
357.49	F	74							2	H	Household	Ceramic	Refined Earthenware	Indeterminate		Body Sherd		White Granite	Molded Pattern	Exterior Spalled		Indeterminate						Two spalled fragments, one with the exterior spalled, one with interior, pieces mend, curved molded line on the interior	1840-1930	www.jefpat.org
357.50	F	74							1	H	Household	Ceramic	Refined Earthenware	Indeterminate		Base Sherd		Ironstone	Printed		Blue	Indeterminate						Square footring, heavily chipped	1830-1915	Wetherbee 1996:33-66
357.5	F	74							1	H	Personal	Metal	Copper Alloy	Button		Almost Complete	Indeterminate											Oval cufflink, masonic, Masonic Square and Compass symbol, two circles above the compass, trowel symbol below the compass, and a triangle with a circle attached to the top, possibly an eye symbol, see extra info		
357.51	F	74							1	H	Household	Ceramic	Refined Earthenware	Hollowware		Body/Rim Sherd		Pearlware	Printed		Blue	Indeterminate						Curved fragment, curved base of the rim visible	1803-1830	www.jefpat.org
357.52	F	74							1	H	Household	Ceramic	Refined Earthenware	Flatware		Rim Sherd		Whiteware	Painted	Molded Pattern	Blue	Unscalloped						Repeating straight blue lines, and molded line along the edge	1840-1870	www.jefpat.org

FS	SB	Fea	TU	STP	Cxt	Strat	Hzn	AU	Count	H/P	Group	Class	Material	Object	Object Color	Part	Manufacture Technique	Ware	1st Decoration	2nd Decoration	Decoration Color	Pattern/Motif	Makers Mark	Mends	Vessel #	Common Name (Species)	Typology	Comments	Dates	Reference
357.53	F	74							1	H	Household	Ceramic	Refined Earthenware	Flatware		Rim Sherd		Whiteware	Painted		Blue	Shell Edge, Unscalloped & Unmolded						Painted straight lines along edge, unmolded but the rim itself is paneled	1860-1900	www.jefpat.org
357.54	F	74							1	H	Household	Ceramic	Refined Earthenware	Indeterminate		Base/Body Sherd		Whiteware	Indeterminate									Small fragment with edge of base visible	1815-	Azizi et al 1996, Denker & Denker 1985:54-68
357.55	F	74							1	H	Household	Ceramic	Refined Earthenware	Indeterminate		Body Sherd		Whiteware	Interior Spalled									Curved fragment	1815-	Azizi et al 1996, Denker & Denker 1985:54-68
357.6	F	74							1	H	Indeterminate	Metal	Iron	Indeterminate		Fragment	Indeterminate											Heavy, cylindrical, solid tube, tapers slightly at one end but not to a point		
357.7	F	74							1	H	Indeterminate	Metal	Iron	Indeterminate		Complete	Indeterminate											Metal ring/loop		
357.8	F	74							1	H	Indeterminate	Metal	Copper Alloy	Indeterminate		Fragment	Indeterminate											Solid round loop, only half present, possibly a buckle		
357.9	F	74							1	H	Personal	Metal	Copper Alloy	Buckle		Fragment	Indeterminate											Piece of a rectangular buckle chape and pin with three sharp prongs, pin still moves, possibly boot or garter buckle		
358.10	F	75							1	H	Household	Ceramic	Refined Earthenware	Plate		Body/Rim Sherd		Pearlware/Whiteware	Indeterminate									Likely a transitional pearlware/whiteware.	1805-1880	Miller et al 2000:13
358.1	F	75							1	H	Architectural	Glass	Common Glass	Window Glass	Aqua	Fragment														
358.11	F	75							1	H	Household	Ceramic	Refined Earthenware	Hollowware		Rim Sherd		White Granite	Molded Pattern			Indeterminate						Hollowware has a slightly flared rim with delicate molding around the interior rim.	1840-1930	www.jefpat.org
358.12	F	75							1	H	Household	Ceramic	Refined Earthenware	Tableware, General		Body/Rim Sherd		White Granite	Indeterminate									Possibly a serving dish or baker/nappie. No decoration visible.	1840-1930	www.jefpat.org
358.13	F	75							1	H	Household	Ceramic	Refined Earthenware	Hollowware		Base Sherd		Yellowware	Indeterminate									No decoration visible.	1828-1940	www.jefpat.org
358.14	F	75							1	H	Household	Ceramic	Porcelain	Indeterminate		Body Sherd		Porcelain, Hard Paste	Indeterminate									No decoration visible.		
358.15	F	75							1	H	Household	Ceramic	Stoneware	Hollowware	Gray	Body/Rim Sherd		Salt Glazed, Gray/Buff Bodied	Painted		Blue	Indeterminate						Splotched blue painted decoration on body. Kiln damage on rim; possibly a large jar.		
358.16	F	75							1	H	Indeterminate	Ceramic	Coarse Earthenware	Hollowware		Body Sherd		Redware	Unglazed									Probably a flower pot but sherd is too small to say for certain.		
358.17	F	75							1	H	Household	Ceramic	Coarse Earthenware	Hollowware		Body/Rim Sherd		Redware	Lead Glazed	Single Glazed	Brown							Interior glazed; exterior unglazed.		
358.18	F	75							1	H	Household	Ceramic	Coarse Earthenware	Jar		Body/Rim Sherd		Redware	Lead Glazed	Double Glazed	Brown							Tie-down line visible on exterior.		
358.19	F	75							1	H	Household	Ceramic	Coarse Earthenware	Hollowware		Base Sherd		Redware	Lead Glazed	Single Glazed	Brown							Base diameter = 5 in. Interior glazed; exterior unglazed.		
358.2	F	75							1	H	Household	Glass	Common Glass	Bottle	Aqua, Light	Body Sherd	Mold Blown, Indeterminate		Embossed			Lettering						Only fragmentary and unreadable embossing remains. Sherd was likely part of a large paneled bottle.		
358.20	F	75							5	H	Household	Ceramic	Coarse Earthenware	Hollowware		Body Sherd		Redware	Lead Glazed	Single Glazed	Brown							Interior glazed; exterior unglazed. At least two vessels represented.		
358.21	F	75							4	H	Household	Ceramic	Coarse Earthenware	Hollowware		Body Sherd		Redware	Lead Glazed	Single Glazed	Brown, Dark							Interior glazed; exterior unglazed. Sherds do not mend but could belong to the same vessel.		
358.22	F	75							1	H	Household	Ceramic	Coarse Earthenware	Hollowware		Body Sherd		Redware	Lead Glazed	Single Glazed	Brown							Interior glazed; exterior unglazed. Tie-down line visible on exterior.		
358.23	F	75							1	H	Household	Ceramic	Coarse Earthenware	Hollowware		Body Sherd		Redware	Lead Glazed	Single Glazed	Brown, Light							Interior glazed; exterior unglazed.		
358.24	F	75							1	H	Household	Ceramic	Coarse Earthenware	Hollowware		Base Sherd		Redware	Lead Glazed	Single Glazed	Brown, Dark							Interior glazed; exterior unglazed. Base is slightly charred.		
358.25	F	75							1	H	Household	Ceramic	Coarse Earthenware	Hollowware		Base Sherd		Redware	Lead Glazed	Single Glazed	Brown, Dark							Interior glazed; exterior unglazed.		
358.26	F	75							2	O	Food Related	Fauna	Bone	Bone		Fragment										Unidentified Mammal		Butcher marks visible.		
358.27	F	75							2	O	Indeterminate	Fauna	Bone	Bone		Fragment										Unidentified Mammal		No butcher or cut marks visible.		
358.28	F	75							1	H	Tool	Metal	Iron	Chisel		Complete	Indeterminate											Complete stone chisel.		
358.29	F	75							1	H	Indeterminate	Metal	Iron	Strap		Fragment	Indeterminate											Flat, strap fragment; broken at both ends.		
358.3	F	75							1	H	Household	Glass	Non-Lead Glass	Container Glass	Colorless	Body Sherd	Indeterminate											Curved, colorless sherd.		
358.30	F	75							1	H	Tack	Metal	Iron	Horseshoe		Fragment	Indeterminate													
358.31	F	75							1	H	Architectural	Metal	Iron	Nail		Almost Complete	Indeterminate											Likely a wire nail but nail is very rusted/degraded.		
358.32	F	75							1	H	Architectural	Metal	Iron	Nail		Complete	Hand Wrought											Nail is twisted; must have been done during production when metal was still warm.	-1830	
358.33	F	75							1	H	Architectural	Metal	Iron	Nail		Complete	Cut											Machine-made cut & headed nails. Cannot determine if they are early or late cut nails.	1830-	Wells 2000:324-326, Miller 1993
358.34	F	75							1	H	Architectural	Metal	Iron	Nail		Complete	Hand Wrought											Clinched nail with a flat point.	-1830	
358.35	F	75							1	H	Architectural	Metal	Iron	Nail		Complete	Hand Wrought											Nail is bent near head.	-1830	
358.36	F	75							1	P	Debitage	Lithic	Limestone	Early Reduction Flake	Gray, Light	Proximal/Medial Fragment												Striking platform (flat), bulb of percussion, and dorsal flake scars evident. Heavily weathered surfaces		
358.4	F	75							1	H	Household	Ceramic	Refined Earthenware	Indeterminate		Body Sherd		Whiteware	Painted		Chrome Colors	Indeterminate						Sherd is too small to identify pattern.	1830-1880	www.jefpat.org, Azizi et al 1996
358.5	F	75							1	H	Household	Ceramic	Refined Earthenware	Teaware, General		Body/Rim Sherd		Whiteware	Painted		Chrome Colors	Indeterminate						Sherd is too small to identify pattern. Probably a tea cup.	1830-1880	www.jefpat.org
358.6	F	75							2	H	Household	Ceramic	Refined Earthenware	Indeterminate		Body Sherd		Whiteware	Indeterminate									No decoration visible; sherds do not mend.	1815-	Azizi et al 1996
358.7	F	75							1	H	Household	Ceramic	Refined Earthenware	Flatware		Base Sherd		Whiteware	Indeterminate				999					Unidentified and incomplete black printed maker's mark is visible on underside of base. All that remains is "...HAND".	1815-	Azizi et al 1996
358.8	F	75							1	H	Household	Ceramic	Refined Earthenware	Flatware		Base Sherd		White Granite	Indeterminate				999					Unidentified and incomplete black printed maker's mark is visible on underside of base. All that remains of mark is a partial printed crown.	1840-1930	www.jefpat.org, Azizi et al 1996
358.9	F	75			GC				1	H	Household	Ceramic	Refined Earthenware	Hollowware		Base Sherd		White Granite	Indeterminate									Likely a cup or bowl base. No decoration visible.	1840-1930	www.jefpat.org
359.1	D	39			99				2	H	Architectural	Glass	Common Glass	Window Glass	Aqua, Greenish	Fragment												Heavily patinated.		
359.2	D	39			99				3	H	Architectural	Ceramic	Coarse Earthenware	Brick, Fragment	Red															
359.3	D	39			99				1	H	Household	Ceramic	Coarse Earthenware	Hollowware		Body Sherd		Redware	Lead Glazed	Single Glazed	Brown, Light							Interior glazed; exterior unglazed. Glaze is mostly spalled off.		
359.4	D	39			99				1	H	Household	Ceramic	Coarse Earthenware	Hollowware		Body Sherd		Redware	Lead Glazed	Single Glazed	Brown, Light							Interior glazed; exterior unglazed. Charring on exterior.		
359.5	D	39			99				1	H	Architectural	Ceramic	Coarse Earthenware	Brick, Fragment	Orange, Light															
359.5	D	39			99				2	O	Indeterminate	Fauna	Bone	Bone		Fragment										Unidentified Mammal		No cut or butcher marks visible.		
359.6	D	39			99				1	H	Architectural	Metal	Iron	Nail		Fragment	Square											Too rusted to identify manufacturing technique more specifically.		
360.1	D	87			149				2	H	Household	Ceramic	Coarse Earthenware	Hollowware		Body Sherd		Redware	Lead Glazed	Single Glazed	Brown, Dark							Interior glazed; exterior unglazed.		
360.2	D	87			149				2	H	Household	Ceramic	Coarse Earthenware	Hollowware		Body Sherd		Redware	Lead Glazed	Single Glazed	Brown, Dark							Interior glazed; exterior unglazed. Sherds are charred.		www.jefpat.org
361.1	D	87			149				1	H	Household	Ceramic	Refined Earthenware	Indeterminate		Rim Sherd		Pearlware	Painted		Brown	Indeterminate						All that remains of decoration is a brown painted line under the interior rim.	1795-1830	Miller et al 2000:12
362.1	D	90			152				1	H	Household	Ceramic	Refined Earthenware	Indeterminate		Body Sherd		Unidentified Refined Earthenware	Indeterminate									Either creamware, pearlware, or whiteware but sherd is burned and slightly discolored.		
363.1	D	59			119				1	O	Food Related	Fauna	Shell	Shell Fragment												Oyster				
363.2	D	59			119				1	H	Household	Ceramic	Coarse Earthenware	Indeterminate		Body Sherd		Redware	Slip Decorated	Single Glazed	Brown, Beige	Indeterminate						At least three arched, beige slip lines visible, thick dark brown line		

FS	SB	Fea	TU	STP	Cxt	Strat	Hzn	AU	Count	H/P	Group	Class	Material	Object	Object Color	Part	Manufacture Technique	Ware	1st Decoration	2nd Decoration	Decoration Color	Pattern/Motif	Makers Mark	Mends	Vessel #	Common Name (Species)	Typology	Comments	Dates	Reference
363.3	D	59			119				11	H	Household	Ceramic	Coarse Earthenware	Hollowware		Body Sherd		Redware	Lead Glazed	Single Glazed	Brown							Curved body fragments, interiors are glazed, multiple vessels represented		
363.4	D	59			119				2	H	Household	Ceramic	Coarse Earthenware	Hollowware		Body Sherd		Redware	Lead Glazed	Double Glazed	Brown							Curved body fragments		
363.5	D	59			119				2	H	Household	Ceramic	Coarse Earthenware	Hollowware		Rim Sherd		Redware	Lead Glazed	Single Glazed	Brown							German style rim, multiple vessels represented		
363.6	D	59			119				2	H	Household	Ceramic	Refined Earthenware	Indeterminate		Indeterminate		Creamware	Indeterminate									Small fragments, partially spalled	1762-1820	Miller et al 2000:12
363.7	D	59			119				1	H	Household	Ceramic	Refined Earthenware	Indeterminate		Body Sherd		Pearlware	Exterior Spalled									Curved fragment	1775-1840	Azizi et al 1996
363.8	D	59			119				1	H	Household	Ceramic	Refined Earthenware	Indeterminate		Base Sherd		Pearlware	Indeterminate									Part of a freestanding footring visible, the base is chipped off	1775-1840	Azizi et al 1996
363.9	D	59			119				1	H	Household	Ceramic	Refined Earthenware	Indeterminate		Body Sherd		Pearlware	Painted		Blue	Indeterminate						Thick and thin blue painted lines, not enough to determine pattern	1775-1830	Miller et al 2000:12
364.1	D	34			93			4	6	H	Architectural	Glass	Common Glass	Window Glass	Aqua	Fragment														
364.10	D	34			93			4	3	H	Household	Ceramic	Coarse Earthenware	Hollowware		Body Sherd		Redware	Lead Glazed	Single Glazed	Brown, Dark							Interior glazed; exterior unglazed. Sherds do not mend.		
364.1059	D	34			93			4	1	H	Household	Ceramic	Coarse Earthenware	Hollowware		Base Sherd		Redware	Lead Glazed	Single Glazed	Brown			w/ 287	C-0059			Brown glaze on the interior of the base of the vessel.		
364.11	D	34			93			4	1	H	Household	Ceramic	Coarse Earthenware	Hollowware		Body Sherd		Redware	Lead Glazed	Single Glazed	Brown, Dark							Interior glazed; exterior unglazed. Tie-down line visible on exterior.		
364.13	D	34			93			4	2	H	Household	Ceramic	Coarse Earthenware	Hollowware		Body Sherd		Redware	Lead Glazed	Single Glazed	Brown, Light							Interior glazed; exterior unglazed. Separate vessels represented.		
364.14	D	34			93			4	1	H	Household	Ceramic	Refined Earthenware	Indeterminate		Body Sherd		Yellowware	Indeterminate									No decoration visible.	1828-1940	www.jefpat.org
364.15	D	34			93			4	1	H	Household	Ceramic	Refined Earthenware	Indeterminate		Body Sherd		Rockingham	Indeterminate									No decoration visible.	1830-1940	www.jefpat.org, Azizi et al 1996
364.16	D	34			93			4	3	H	Household	Ceramic	Refined Earthenware	Indeterminate		Body Sherd		Pearlware	Indeterminate									No decoration visible.	1775-1840	Azizi et al 1996
364.17	D	34			93			4	1	H	Household	Ceramic	Refined Earthenware	Plate		Body Sherd		Pearlware	Indeterminate									Marly/cavetto sherd belonging to a plate. No decoration remains.	1775-1840	Azizi et al 1996
364.18	D	34			93			4	5	H	Household	Ceramic	Refined Earthenware	Indeterminate		Body Sherd		Whiteware	Indeterminate									No decoration visible. Multiple vessels represented.	1815-	Azizi et al 1996
364.19	D	34			93			4	1	H	Household	Ceramic	Refined Earthenware	Hollowware		Rim Sherd		White Granite	Exterior Spalled									No decoration visible.	1840-1930	www.jefpat.org
364.20	D	34			93			4	1	H	Household	Ceramic	Refined Earthenware	Indeterminate		Rim Sherd		White Granite	Indeterminate									No decoration visible. Partially everted rim.	1840-1930	www.jefpat.org
364.2	D	34			93			4	1	H	Household	Glass	Common Glass	Container Glass	Aqua	Body Sherd	Mold Blown, Indeterminate		Embossed			Lettering						Curved sherd, likely either belonging to a bottle or jar. All that remains of embossing is ...IC...".		
364.21	D	34			93			4	2	H	Architectural	Other	Composite	Mortar		Fragment														
364.22	D	34			93			4	3	H	Architectural	Metal	Iron	Nail		Complete	Square											Too rusted to identify more specifically.		www.jefpat.org
364.23	D	34			93			4	2	H	Architectural	Metal	Iron	Nail		Almost Complete	Square											Too rusted to identify more specifically. Nails are missing heads.		Miller et al 2000:12
364.24	D	34			93			4	1	H	Architectural	Metal	Iron	Nail		Almost Complete	Indeterminate											Likely a wire nail but nail shaft is too rusted and degraded to say for certain.		
364.25	D	34			93			4	1	H	Architectural	Metal	Iron	Nail		Complete	Cut											Cannot determine what kind of cut nail it is.		
364.26	D	34			93			4	1	H	Indeterminate	Glass	Non-Lead Glass	Indeterminate	Colorless	Body Sherd	Indeterminate											Small, very thin glass fragment. Possibly lamp glass.		
364.3	D	34			93			4	1	H	Household	Glass	Common Glass	Container Glass	Aqua	Body Sherd	Indeterminate											Thick, curved sherd, likely either belonging to a bottle.		
364.4	D	34			93			4	1	H	Household	Glass	Common Glass	Bottle	Green	Body Sherd	Indeterminate											Curved green sherd.		
364.5	D	34			93			4	1	H	Household	Glass	Non-Lead Glass	Tumbler	Colorless	Rim Sherd	Pressed		Molded Pattern			Fine Ribbed Bands								
364.6	D	34			93			4	3	H	Household	Glass	Non-Lead Glass	Container Glass	Colorless	Body Sherd	Indeterminate											Curved sherds; likely bottle sherds.		
364.7	D	34			93			4	2	H	Architectural	Ceramic	Coarse Earthenware	Brick, Fragment	Orange															
364.8	D	34			93			4	3	H	Household	Ceramic	Coarse Earthenware	Hollowware		Body Sherd		Redware	Interior Spalled									Interior spalled; exterior unglazed. Sherds do not mend.		
364.9	D	34			93			4	2	H	Household	Ceramic	Coarse Earthenware	Hollowware		Body Sherd		Redware	Lead Glazed	Exterior Spalled	Brown							Interior glazed; exterior spalled. Sherds do not mend.		
365.1	D	70			130				1	H	Personal	Fauna	Bone	Comb, Lice		Fragment	Indeterminate											Fragment of a lice comb, prongs on both sides, many prongs missing		
365.10	D	70			130				2	H	Architectural	Metal	Iron	Nail		Complete	Cut											Three cute nails, rusted, one nails is split at the point, taper on two sides		
365.11	D	70			130				1	H	Indeterminate	Metal	Iron	Indeterminate		Fragment	Indeterminate											Mostly flat piece of metal		
365.12	D	70			130				1	H	Indeterminate	Metal	Iron	Indeterminate		Fragment	Indeterminate											Heavily rusted, triangular, tapers towards one end		
365.13	D	70			130				1	H	Indeterminate	Metal	Iron	Indeterminate		Fragment	Indeterminate											Probably shutter hardware, hollow loop on the end of tapering piece of metal		
365.14	D	70			130				5	H	Architectural	Other	Composite	Mortar	White	Fragment												Five mortar fragments		
365.15	D	70			130				4	O	Indeterminate	Flora	Wood	Charcoal Fragment																
365.16	D	70			130				2	H	Household	Glass	Lead	Tumbler	Colorless	Rim Sherd	Pressed		Molded Pattern			Paneled						Two rim fragments, flat panels with round tops just below rim, pieces do not mend, very similar to M'Kee &Brothers tumbler, M'Kee 1981, Five Complete Glass Catalogs From 1859/60 to 1871, p.173		
365.17	D	70			130				2	H	Household	Glass	Lead	Container Glass	Colorless	Body Sherd	Pressed		Molded Pattern			Paneled						Two paneled body fragments, pieces do not mend, curved		
365.18	D	70			130				2	H	Household	Glass	Lead	Indeterminate	Colorless	Body Sherd	Indeterminate											Curved body fragments, slightly cloudy		
365.19	D	70			130				1	H	Household	Glass	Lead	Indeterminate	Colorless	Rim Sherd	Pressed		Molded Pattern			Paneled						Fragment with smooth rounded rim, and curved panels		
365.2	D	70			130				13	O	Indeterminate	Fauna	Bone	Bone		Fragment										Unidentified Mammal		No cut or butcher marks visible		www.sha.org/bottle/
365.21	D	70			130				1	H	Household	Glass	Non-Lead Glass	Stemware	Colorless	Base Sherd	Mold Blown, Indeterminate		Molded Pattern			Paneled						Flat, use wear visible on the base, paneled section towards the middle on the base, three curved panels visible		
365.22	D	70			130				2	H	Household	Glass	Non-Lead Glass	Indeterminate	Colorless	Body Sherd	Indeterminate											Two curved fragments		
365.23	D	70			130				1	H	Household	Glass	Non-Lead Glass	Indeterminate	Colorless	Base/Body Sherd	Indeterminate											Curved fragment, possible base of a lamp chimney		
365.24	D	70			130				1	H	Household	Glass	Non-Lead Glass	Container Glass	Colorless	Rim Sherd	Indeterminate											Small rim fragment		www.sha.org/bottle/
365.25	D	70			130				1	H	Household	Glass	Common Glass	Container Glass	Aqua	Body Sherd	Indeterminate											Curved aqua fragment, thicker towards one end		
365.26	D	70			130				204	H	Architectural	Glass	Common Glass	Window Glass	Aqua	Fragment														www.sha.org/bottle/
365.27	D	70			130				3	H	Architectural	Glass	Non-Lead Glass	Window Glass	Colorless	Fragment												Thick window glass fragments		www.sha.org/bottle/
365.28	D	70			130				27	H	Architectural	Glass	Common Glass	Window Glass	Green	Fragment														
365.29	D	70			130				1	H	Household	Ceramic	Coarse Earthenware	Indeterminate		Fragment		Redware	Interior Spalled	Single Glazed	Gray							Curved fragment, exterior is not smooth, possibly a roof tile, very rough interior		
365.3	D	70			130				1	O	Indeterminate	Fauna	Bone	Tooth		Fragment										Unidentified Mammal		Partial tooth, no cut or butcher marks visible		
365.30	D	70			130				3	H	Household	Ceramic	Coarse Earthenware	Indeterminate		Fragment		Redware	Interior Spalled, Exterior Unglazed	Unknown								Slightly curved, unglazed on the exterior		

FS	SB	Fea	TU	STP	Cxt	Strat	Hzn	AU	Count	H/P	Group	Class	Material	Object	Object Color	Part	Manufacture Technique	Ware	1st Decoration	2nd Decoration	Decoration Color	Pattern/Motif	Makers Mark	Mends	Vessel #	Common Name (Species)	Typology	Comments	Dates	Reference
365.3011	D	70			130				1	H	Household	Glass	Non-Lead Glass	Bottle	Colorless	Complete	Mold Blown, Mouth								G-0011			Square bottle, French square with chamfered corners, tooled prescription finish.	1870-1920	www.sha.org/bottle/
365.31	D	70			130				1	H	Household	Ceramic	Coarse Earthenware	Indeterminate		Fragment		Redware	Exterior Spalled	Unknown								Curved fragment, interior is unglazed		
365.32	D	70			130				1	H	Household	Ceramic	Coarse Earthenware	Indeterminate		Fragment		Redware	Indeterminate									Interior and exterior spalled		
365.33	D	70			130				1	H	Household	Ceramic	Coarse Earthenware	Hollowware		Fragment		Redware	Exterior Spalled	Single Glazed	Brown							Interior is glazed		
365.34	D	70			130				21	H	Household	Ceramic	Coarse Earthenware	Hollowware		Body Sherd		Redware	Lead Glazed	Single Glazed	Brown							Interior is glazed, exterior is unglazed, multiple vessels represented		
365.35	D	70			130				1	H	Household	Ceramic	Coarse Earthenware	Hollowware		Body Sherd		Redware	Lead Glazed	Single Glazed	Brown							Curved fragment, interior is glazed, exterior is unglazed, tie-down line visible		
365.36	D	70			130				1	H	Household	Ceramic	Coarse Earthenware	Hollowware		Rim Sherd		Redware	Lead Glazed	Single Glazed	Brown							Interior is glazed, exterior is unglazed		www.sha.org/bottle/
365.37	D	70			130				2	H	Household	Ceramic	Coarse Earthenware	Hollowware		Body Sherd		Redware	Slip Decorated	Double Glazed	Brown, Green	Indeterminate						Interior is brown, exterior is green, no pattern visible		
365.38	D	70			130				1	H	Household	Ceramic	Refined Earthenware	Tableware, General		Rim Sherd		Pearlware	Molded Pattern	Painted	Green	Shell Edge, Even Scalloped, Curved Lines						Scalloped rim, curved green painted lines, mostly spalled on the interior	1800-1840	www.jefpat.org
365.39	D	70			130				1	H	Household	Ceramic	Refined Earthenware	Hollowware		Base/Body Sherd		Pearlware	Indeterminate									Very cream-like pearlware	1775-1840	Azizi et al 1996, www.sha.org/bottle/
365.40	D	70			130				2	H	Sanitary	Ceramic	Refined Earthenware	Chamber Pot		Body/Rim Sherd		Pearlware	Dipt	Reeded	Green, Brown, Gray, Blue	Indeterminate		w/ self				Dipt chamber pot with brown, gray, and blue bands around the body, green reeded pattern along the top of the rim, pieces mend	1770-1820	www.jefpat.org
365.4	D	70			130				1	O	Indeterminate	Fauna	Bone	Tooth		Fragment										Unidentified Mammal		Long tooth fragment, no cut or butcher marks visible		
365.41	D	70			130				1	H	Household	Ceramic	Refined Earthenware	Indeterminate		Rim Sherd		Whiteware	Indeterminate									Curved rim fragment, burned	1815-	Azizi et al 1996
365.42	D	70			130				1	H	Household	Ceramic	Refined Earthenware	Indeterminate		Body Sherd		Whiteware	Printed		Blue	Indeterminate						Small fragment, top of a printed leaf visible, not enough to determine pattern	1815-1915	Azizi et al 1996
365.43	D	70			130				1	H	Household	Ceramic	Refined Earthenware	Indeterminate		Body Sherd		Whiteware	Indeterminate		Blue	Indeterminate						Part of two rounded patterns visible, not enough to determine exact pattern	1815-1915	Azizi et al 1996
365.44	D	70			130				1	H	Household	Ceramic	Refined Earthenware	Indeterminate		Body Sherd		Whiteware	Indeterminate									Curved fragment	1815-	Azizi et al 1996
365.45	D	70			130				1	H	Household	Ceramic	Refined Earthenware	Indeterminate		Indeterminate		Whiteware	Exterior Spalled									Small flat fragment	1815-	Azizi et al 1996
365.46	D	70			130				1	H	Household	Ceramic	Refined Earthenware	Indeterminate		Body Sherd		Creamware	Exterior Spalled									Curved fragment	1762-1820	Miller et al 2000:12
365.47	D	70			130				1	H	Household	Ceramic	Refined Earthenware	Indeterminate		Indeterminate		Pearlware	Exterior Spalled									Flat spalled fragment	1775-1840	Azizi et al 1996
365.48	D	70			130				1	H	Household	Ceramic	Refined Earthenware	Hollowware		Body Sherd		Pearlware	Dipt		Blue, Light	Indeterminate						Gray-blue band	1775-1860	Azizi et al 1996
365.49	D	70			130				1	P	Tool	Lithic	Rhyolite	Projectile Point	Gray-Tan	Distal											Indeterminate (4.8 g)	Projectile point exhibiting fracture at the blade/haft division (haft element missing).	Indeterminate	
365.5	D	70			130				0	O	Food Related	Fauna	Shell	Shell Fragment												Oyster		One shell fragment		
365.50	D	70			130				1	P	Unmodifieds	Lithic	Limestone	Rock Fragment	Gray															
365.6	D	70			130				4	H	Indeterminate	Metal	Copper Alloy	Indeterminate		Fragment	Indeterminate											Flat, curved fragments of thin metal		
365.7	D	70			130				2	H	Architectural	Metal	Iron	Nail		Indeterminate	Indeterminate											Two short, thick nails, heavily rusted, unclear how made, one is bent		
365.8	D	70			130				39	H	Indeterminate	Metal	Iron	Indeterminate		Fragment	Indeterminate											Heavily rusted, long metal fragments, probably nails		
365.9	D	70			130				43	H	Architectural	Metal	Iron	Nail		Indeterminate	Indeterminate											Heavily rusted nail, unable to determine type		
366.1	F	74			134				1	H	Household	Ceramic	Coarse Earthenware	Hollowware		Rim Sherd		Redware	Lead Glazed	Single Glazed	Brown, Dark							Interior glazed; exterior unglazed.		Wells 2000:324-326
366.2	F	74			134				1	H	Household	Ceramic	Coarse Earthenware	Hollowware		Body Sherd		Redware	Lead Glazed	Single Glazed	Brown, Dark							Interior glazed; exterior unglazed.		Wells 2000:324-326
366.3	F	74			134				36	H	Household	Ceramic	Coarse Earthenware	Hollowware		Body Sherd		Redware	Lead Glazed	Single Glazed	Brown							Two sherds mend; all likely belong to the same vessel. Ceramic is very degraded and breaks easily. Interior glazed; exterior unglazed.		
366.4	F	74			134				1	H	Architectural	Ceramic	Coarse Earthenware	Brick, Fragment	Red													Highly fired brick; glaze present on one surface.		
366.5	F	74			134				1	H	Architectural	Other	Composite	Mortar		Fragment														
367.1	D	61			121				1	H	Lighting	Glass	Non-Lead Glass	Lamp Glass	Colorless	Body Sherd	Indeterminate											Curved lamp glass sherd.		
367.10	D	61			121				1	H	Household	Ceramic	Coarse Earthenware	Hollowware		Body Sherd		Redware	Lead Glazed	Single Glazed	Brown							Interior glazed, exterior unglazed.		
367.11	D	61			121				1	H	Household	Ceramic	Coarse Earthenware	Hollowware		Body Sherd		Redware	Lead Glazed	Single Glazed	Brown							Interior glazed, exterior unglazed. Tie-down line visible on exterior.		
367.12	D	61			121				1	H	Household	Ceramic	Coarse Earthenware	Hollowware		Body Sherd		Redware	Lead Glazed	Single Glazed	Brown, Light							Interior glazed, exterior unglazed.		
367.13	D	61			121				1	H	Household	Ceramic	Coarse Earthenware	Hollowware		Body Sherd		Redware	Lead Glazed	Single Glazed	Brown, Dark							Interior glazed, exterior unglazed.		
367.14	D	61			121				1	H	Household	Ceramic	Coarse Earthenware	Hollowware		Rim Sherd		Redware	Lead Glazed	Single Glazed	Brown, Dark							German-style rim. Interior glazed, exterior unglazed. Not enough rim remains to measure diameter, but rim is likely part of a large hollowware.		
367.15	D	61			121				4	H	Household	Ceramic	Coarse Earthenware	Hollowware		Body/Rim Sherd		Redware	Colored Glaze	Double Glazed	Green							Sherds do not mend but likely belong to the same vessel.		
367.16	D	61			121				1	H	Household	Ceramic	Coarse Earthenware	Dish		Body/Rim Sherd		Redware	Slip Decorated	Single Glazed	White	Trailed Slip						German-style coggled rim; five straight slip lines visible.	-1870	
367.17	D	61			121				1	H	Household	Ceramic	Coarse Earthenware	Hollowware		Body Sherd		Redware	Slip Decorated	Single Glazed	Green, Yellow, & Dark Brown	Trailed Slip						Fragments of wavy yellow, green, and dark slip lines visible.		
367.18	D	61			121				1	H	Household	Ceramic	Coarse Earthenware	Hollowware		Body Sherd		Redware	Slip Decorated	Single Glazed	Green	Trailed Slip						Cross-hatched slip lines visible.		
367.19	D	61			121				6	O	Indeterminate	Fauna	Bone	Bone		Fragment										Unidentified Mammal		No cut or butcher marks visible.		
367.2	D	61			121				1	H	Household	Glass	Non-Lead Glass	Indeterminate	Colorless	Body Sherd	Indeterminate											Thick colorless sherd; not curved.		
367.20	D	61			121				2	O	Food Related	Fauna	Bone	Bone		Fragment										Unidentified Mammal		No cut or butcher marks visible but bones are charred.		
367.21	D	61			121				1	H	Household	Glass	Common Glass	Bottle	Olive	Body Sherd	Indeterminate											Cylindrical bottle sherd; glass is heavily patinated, probably mouth-blown.		
367.22	D	61			121				1	H	Architectural	Metal	Iron	Nail		Complete	Hand Wrought											Nail is bent in two places.	-1830	
367.3	D	61			121				1	H	Household	Glass	Non-Lead Glass	Container Glass	Colorless	Body Sherd	Indeterminate											Curved, colorless sherd.		
367.4	D	61			121				2	H	Household	Ceramic	Refined Earthenware	Indeterminate		Body Sherd		Creamware	Indeterminate									No decoration visible; sherds do not mend.	1762-1820	Miller et al 2000:12
367.5	D	61			121				1	H	Household	Ceramic	Refined Earthenware	Flatware		Rim Sherd		Pearlware	Painted	Interior Spalled	Blue	Shell Edge, Indeterminate						Small shell-edged sherd; interior is spalled so cannot determine what kind of shell edge it is. All that is visible is the blue paint on the edge of the rim.	1775-1840	Azizi et al 1996
367.6	D	61			121				1	H	Household	Ceramic	Refined Earthenware	Flatware		Body Sherd		Pearlware	Painted	Interior Spalled	Green	Shell Edge, Indeterminate						Small shell-edged sherd; interior is spalled so cannot determine what kind of shell edge it is. All that is visible is the green paint on an edge..	1775-1840	Azizi et al 1996
367.7	D	61			121				1	H	Household	Ceramic	Porcelain	Indeterminate		Body Sherd		Porcelain, Chinese Export	Indeterminate									No decoration visible.		
367.8	D	61			121				1	H	Household	Ceramic	Porcelain	Indeterminate		Body Sherd		Porcelain, Chinese Export	Painted, Overglaze		Red	Indeterminate						Not enough of decoration remains to identify pattern.		Azizi et al 1996
367.9	D	61			121				1	H	Household	Ceramic	Porcelain	Teaware, General		Rim Sherd		Porcelain, Chinese Export	Painted, Overglaze		Red & Black	Indeterminate						Not enough of decoration remains to identify pattern. Likely a saucer or tea cup.		Azizi et al 1996

FS	SB	Fea	TU	STP	Cxt	Strat	Hzn	AU	Count	H/P	Group	Class	Material	Object	Object Color	Part	Manufacture Technique	Ware	1st Decoration	2nd Decoration	Decoration Color	Pattern/Motif	Makers Mark	Mends	Vessel #	Common Name (Species)	Typology	Comments	Dates	Reference
368.1	D	102			172				1	H	Personal	Ceramic	Refined Earthenware	Smoking Pipe		Pipe Bowl/Stem		White Ball Clay										No decoration visible.		Azizi et al 1996
369.1	D	102			172				1	H	Household	Ceramic	Coarse Earthenware	Hollowware		Body Sherd		Redware	Lead Glazed	Single Glazed	Brown, Dark							Interior glazed; exterior unglazed.		
369.2	D	102			172				1	H	Household	Ceramic	Refined Earthenware	Hollowware		Handle		Whiteware	Indeterminate									Handle fragment, likely belonging to a small hollowware. No decoration visible.	1815-	Azizi et al 1996
370.1	D	34			168				2	H	Household	Ceramic	Refined Earthenware	Indeterminate		Body Sherd		Whiteware	Indeterminate										1815-	Azizi et al 1996
370.2	D	34			168				2	H	Architectural	Glass	Common Glass	Window Glass	Aqua	Fragment														
370.3	D	34			168				2	H	Architectural	Metal	Iron	Nail		Fragment	Cut											machine head	1830-1890	Wells 2000:324-326
370.4	D	34			168				1	H	Household	Ceramic	Coarse Earthenware	Hollowware		Base Sherd		Redware	Slip Decorated	Single Glazed	Brown	Trailed Slip						base to a flat bottomed vessel, brown circular decoration in center of interior surface	-1870	
371.1	D	35			94				1	H	Architectural	Metal	Iron	Nail		Almost Complete	Square											Probably a cut nail but nail is missing head which makes it difficult to identify more specifically.		
372.1	D	36			96				2	H	Household	Ceramic	Refined Earthenware	Indeterminate		Body Sherd		Creamware	Indeterminate									No decoration visible. Sherds do not mend.	1762-1820	Miller et al 2000:12
372.10	D	36			96				1	H	Household	Ceramic	Coarse Earthenware	Hollowware		Body Sherd		Redware	Lead Glazed	Exterior Spalled	Black									
372.1026	D	36			96				3	H	Activities	Ceramic	Coarse Earthenware	Flower Pot Saucer		Base/Body/Rim Sherd		Redware	Unglazed					w/ self	C-0026			Unglazed redware flower pot saucer.		
372.1060	D	36			96				4	H	Household	Ceramic	Refined Earthenware	Pie Plate		Base/Body/Rim Sherd		Rockingham	Indeterminate					w/ self	C-0060			Three sherds mend but all four likely belong to the same pie plate. Flat base with no footring.	1830-1940	www.jefpat.org
372.11	D	36			96				2	H	Household	Ceramic	Coarse Earthenware	Hollowware		Body Sherd		Redware	Interior Spalled									Interior spalled; exterior unglazed.		
372.12	D	36			96				1	H	Household	Glass	Common Glass	Container Glass	Aqua, Light	Body Sherd	Mold Blown, Indeterminate		Embossed			Lettering						Likely a sherd belonging to a small, cylindrical bottle. Only fragmentary and unreadable embossing remains.		
372.13	D	36			96				1	H	Household	Glass	Non-Lead Glass	Container Glass	Colorless	Body Sherd	Mold Blown, Indeterminate		Molded Pattern			Paneled						Three panels visible; likely a paneled bottle.		
372.14	D	36			96				1	O	Indeterminate	Fauna	Bone	Bone		Complete										Unidentified Bird		Toe bone. No cut or butcher marks visible.		
372.15	D	36			96				1	H	Indeterminate	Metal	Iron	Can		Fragment	Indeterminate											Unidentified can fragment.		
372.16	D	36			96				1	H	Indeterminate	Metal	Iron	Indeterminate		Fragment	Indeterminate											Flat piece of metal, possibly a can fragment.		Azizi et al 1996
372.17	D	36			96				1	H	Architectural	Metal	Iron	Nail		Complete	Square											Too rusted to identify nail more specifically.		Azizi et al 1996
372.18	D	36			96				1	H	Architectural	Metal	Iron	Nail		Almost Complete	Square											Too rusted to identify nail more specifically. Nail missing head.		
372.19	D	36			96				1	H	Architectural	Metal	Iron	Nail		Complete	Cut											Too rusted to determine what kind of cut nail it is.		www.jefpat.org
372.20	D	36			96				1	H	Architectural	Metal	Iron	Nail		Complete	Cut											Cut, machine-made/headed, long grained.	1830-1890	Wells 2000:324-326, www.jefpat.org
372.2	D	36			96				1	H	Household	Ceramic	Refined Earthenware	Indeterminate		Body Sherd		Pearlware	Indeterminate									No decoration visible.	1775-1840	Azizi et al 1996, www.jefpat.org
372.3	D	36			96				1	H	Household	Ceramic	Refined Earthenware	Indeterminate		Body Sherd		Whiteware	Indeterminate									No decoration visible.	1815-	Azizi et al 1996
372.4	D	36			96				1	H	Household	Ceramic	Refined Earthenware	Tableware, General		Base/Body/Rim Sherd		White Granite	Indeterminate									Either a plate or platter; no decoration visible.	1840-1930	www.jefpat.org
372.5	D	36			96				1	H	Household	Ceramic	Refined Earthenware	Indeterminate		Body Sherd		White Granite	Indeterminate									Very vitrified white granite. No decoration visible.	1840-1930	www.jefpat.org
372.7	D	36			96				2	H	Activities	Ceramic	Coarse Earthenware	Flower Pot Saucer		Body Sherd		Redware	Unglazed									two redware sherds. Undecorated.		
372.8	D	36			96				3	H	Household	Ceramic	Coarse Earthenware	Hollowware		Body Sherd		Redware	Lead Glazed	Single Glazed	Brown							Interior glazed; exterior unglazed. Sherds do not mend but likely belong to the same vessel.		Snyder 1992
372.9	D	36			96				2	H	Household	Ceramic	Coarse Earthenware	Hollowware		Body Sherd		Redware	Lead Glazed	Exterior Spalled	Brown, Dark							Sherds do not mend but likely belong to the same vessel.		www.jefpat.org
373.10	D	37			97				1	H	Household	Glass	Common Glass	Container Glass	Brown	Body Sherd	Mold Blown, Indeterminate											Seam visible, curved fragment		www.jefpat.org
373.1	D	37			97				1	H	Personal	Ceramic	Porcelain	Button	White	Complete	Pressed	Porcelain, Hard Paste	Painted		Purple	Dot						Painted with small purple dots, no particular pattern, Prosser saucer button with four holes.	1840-1960	Sprague 2002:111
373.11	D	37			97				2	H	Household	Glass	Common Glass	Container Glass	Brown	Body Sherd	Indeterminate											Brown curved fragments		
373.12	D	37			97				1	H	Household	Glass	Common Glass	Container Glass	Aqua	Body Sherd	Indeterminate											Curved fragment		
373.13	D	37			97				5	H	Architectural	Glass	Common Glass	Window Glass	Aqua	Fragment														
373.14	D	37			97				1	H	Household	Ceramic	Refined Earthenware	Indeterminate		Body Sherd		Rockingham	Indeterminate									Flat fragment	1830-1940	www.jefpat.org, Miller et al 2000:12
373.15	D	37			97				1	H	Household	Ceramic	Refined Earthenware	Flatware		Rim Sherd		Whiteware	Molded Pattern	Painted	Green	Indeterminate						A line of molded dots around the rim, faded green painted pattern, chrome colors	1830-1880	www.jefpat.org
373.16	D	37			97				1	H	Household	Ceramic	Refined Earthenware	Indeterminate		Rim Sherd		Whiteware	Indeterminate									Curved rim fragment	1815-	Azizi et al 1996
373.17	D	37			97				2	H	Household	Ceramic	Refined Earthenware	Indeterminate		Body Sherd		Whiteware	Indeterminate									Flat fragments	1815-	Azizi et al 1996, https://sha.org/bottle/pontil_scars.htm
373.18	D	37			97				2	H	Household	Ceramic	Refined Earthenware	Indeterminate		Body Sherd		Whiteware	Exterior Spalled									Flat fragments	1815-	Azizi et al 1996
373.19	D	37			97				1	H	Household	Ceramic	Refined Earthenware	Indeterminate		Rim Sherd		Pearlware	Painted		Brown	Indeterminate						Earth tone colors, brown line along the interior rim	1795-1830	Miller et al 2000:12
373.20	D	37			97				1	H	Household	Ceramic	Refined Earthenware	Indeterminate		Body Sherd		Pearlware/Whiteware	Printed	Exterior Spalled	Blue, Light							Light blue printed, not enough to determine pattern, curved, part of a circle visible with lines and dots going through it, next to a light blue curved line	1803-1880	Azizi et al 1996
373.2	D	37			97				4	H	Architectural	Metal	Iron	Nail		Complete	Indeterminate											Too rusted to determine type		
373.21	D	37			97				1	H	Household	Ceramic	Refined Earthenware	Indeterminate		Base Sherd		Pearlware	Indeterminate									Undercut base, curved fragment	1775-1840	Azizi et al 1996, https://sha.org/bottle/pontil_scars.htm
373.22	D	37			97				2	H	Household	Ceramic	Refined Earthenware	Indeterminate		Indeterminate		Pearlware	Indeterminate									Two flat fragments	1775-1840	Azizi et al 1996
373.23	D	37			97				1	H	Household	Ceramic	Refined Earthenware	Indeterminate		Indeterminate		Pearlware	Exterior Spalled									Flat spalled fragment	1775-1840	Azizi et al 1996
373.24	D	37			97				1	H	Household	Ceramic	Coarse Earthenware	Indeterminate		Body Sherd		Redware	Interior Spalled									Exterior is unglazed, interior is spalled, tie-down line visible, curved		
373.25	D	37			97				1	H	Household	Ceramic	Coarse Earthenware	Indeterminate		Body Sherd		Redware	Interior Spalled									Exterior is unglazed, interior is spalled, curved		Miller et al 2000:12
373.26	D	37			97				1	H	Household	Ceramic	Coarse Earthenware	Indeterminate		Rim Sherd		Redware	Exterior Spalled									Interior is unglazed, exterior is spalled		

FS	SB	Fea	TU	STP	Cxt	Strat	Hzn	AU	Count	H/P	Group	Class	Material	Object	Object Color	Part	Manufacture Technique	Ware	1st Decoration	2nd Decoration	Decoration Color	Pattern/Motif	Makers Mark	Mends	Vessel #	Common Name (Species)	Typology	Comments	Dates	Reference
373.27	D	37			97				2	H	Household	Ceramic	Coarse Earthenware	Hollowware		Body Sherd		Redware	Exterior Spalled	Lead Glazed	Brown							Interior is glazed, exterior is spalled, curved		Miller et al 2000:13
373.28	D	37			97				9	H	Household	Ceramic	Coarse Earthenware	Hollowware		Body Sherd		Redware	Lead Glazed	Single Glazed	Brown							Interior is glazed, exterior is unglazed		Miller et al 2000:13
373.29	D	37			97				1	H	Household	Ceramic	Coarse Earthenware	Indeterminate		Body Sherd		Redware	Unglazed									Mostly spalled on both sides, very thick, curved		
373.3	D	37			97				2	H	Architectural	Metal	Iron	Nail		Fragment	Indeterminate											Two nail fragments, one with head, not enough to determine type		
373.30	D	37			97				1	H	Household	Ceramic	Coarse Earthenware	Hollowware		Body Sherd		Redware	Slip Decorated	Single Glazed	Brown	Indeterminate						Light and dark brown sections, not enough to determine pattern		
373.4	D	37			97				1	H	Architectural	Metal	Iron	Nail		Fragment	Cut											Square head, cut, machine headed, point missing	1830-1890	Wells 2000:324-326
373.5	D	37			97				2	H	Architectural	Metal	Iron	Nail		Complete	Cut											Rusted, cut, machine-headed		
373.6	D	37			97				1	H	Lighting	Glass	Lead	Lamp Glass	Colorless	Body/Rim Sherd	Indeterminate											Thin colorless glass, probably the top or bottom rim of a lamp chimney		
373.7	D	37			97				1	H	Household	Glass	Non-Lead Glass	Bottle	Colorless	Body Sherd	Mold Blown, Indeterminate		Embossed			Lettering						Possibly edge of a sunken panel visible, part of the corner, embossing: "...R K..."		
373.8	D	37			97				1	H	Household	Glass	Non-Lead Glass	Indeterminate	Colorless	Indeterminate	Indeterminate											Rounded on one edge, flat surface, turned up at the sides		
373.9	D	37			97				2	H	Household	Glass	Common Glass	Container Glass	Green	Body Sherd	Mold Blown, Indeterminate											Seam visible, curved fragments		
374.1	F	95			171				2	O	Food Related	Fauna	Shell	Shell Fragment												Oyster				
374.10	F	95			171				2	H	Architectural	Glass	Common Glass	Window Glass	Aqua	Fragment												Patinated		
374.11	F	95			171				1	H	Household	Glass	Common Glass	Indeterminate	Indeterminate	Body Sherd	Indeterminate											Heavily patinated, thick, curved fragment, probably part of a bottle		
374.12	F	95			171				1	H	Household	Ceramic	Coarse Earthenware	Hollowware		Rim Sherd		Redware	Lead Glazed	Double Glazed	Brown							German style rim, thick rim		
374.13	F	95			171				1	H	Household	Ceramic	Coarse Earthenware	Hollowware		Rim Sherd		Redware	Lead Glazed	Double Glazed	Brown							Thin rim fragment		
374.14	F	95			171				1	H	Household	Ceramic	Coarse Earthenware	Hollowware		Base Sherd		Redware	Lead Glazed	Single Glazed	Brown, Dark							Tooled foot, flat base		
374.15	F	95			171				2	H	Household	Ceramic	Coarse Earthenware	Hollowware		Rim Sherd		Redware	Lead Glazed	Double Glazed	Brown, Light							Round rim fragments, pieces mend		
374.16	F	95			171				1	H	Household	Ceramic	Coarse Earthenware	Hollowware		Body Sherd		Redware	Lead Glazed	Double Glazed	Brown, Dark							Slightly curved		Miller et al 2000:13
374.17	F	95			171				6	H	Household	Ceramic	Coarse Earthenware	Hollowware		Body Sherd		Redware	Lead Glazed	Single Glazed	Brown, Dark							Curved fragments, multiple vessels represented		
374.18	F	95			171				17	H	Household	Ceramic	Coarse Earthenware	Hollowware		Body Sherd		Redware	Lead Glazed	Single Glazed	Brown, Light							Multiple vessels represented, curved fragments		Godden 1964:149-150
374.19	F	95			171				2	H	Household	Ceramic	Coarse Earthenware	Hollowware		Body Sherd		Redware	Lead Glazed	Single Glazed	Brown							Curved fragments, tie-down lines present, one piece has a double line the other has at least one, pieces do not mend		Denker & Denker 1985:54-68
374.2	F	95			171				1	H	Personal	Metal	Copper Alloy	Button		Complete	Indeterminate											Brazed omega shank, round	1750-	White 2005:51-52, Azizi et al 1996
374.20	F	95			171				5	H	Household	Ceramic	Coarse Earthenware	Hollowware		Body Sherd		Redware	Exterior Spalled	Lead Glazed	Brown							Curved fragments		Godden 1964:149-150
374.21	F	95			171				4	H	Household	Ceramic	Coarse Earthenware	Hollowware		Body Sherd		Redware	Interior Spalled	Lead Glazed	Brown							Curved		Godden 1964:149-150
374.22	F	95			171				6	H	Household	Ceramic	Coarse Earthenware	Hollowware		Body Sherd		Redware	Lead Glazed	Double Glazed	Brown									Godden 1964:149-150
374.23	F	95			171				1	H	Household	Ceramic	Coarse Earthenware	Hollowware		Body Sherd		Redware	Interior Spalled	Other (See Comments)								Unglazed exterior		Miller et al 2000:12
374.24	F	95			171				3	H	Household	Ceramic	Coarse Earthenware	Hollowware		Body Sherd		Redware	Unglazed									Curved, thick		Godden 1964:149-150
374.25	F	95			171				1	H	Household	Ceramic	Coarse Earthenware	Hollowware		Body Sherd		Redware	Slip Decorated	Single Glazed	Brown, Green, White	Indeterminate						Flat fragments, green arched pattern between brown and white lines		Miller et al 2000:13
374.26	F	95			171				2	H	Household	Ceramic	Coarse Earthenware	Hollowware		Body Sherd		Redware	Slip Decorated	Single Glazed	Brown, Yellow	Indeterminate						White and brown slip decorated, white gradient like sections on each		
374.27	F	95			171				1	H	Household	Ceramic	Coarse Earthenware	Hollowware		Body Sherd		Redware	Slip Decorated	Double Glazed	Green, Brown	Indeterminate						Small fragment, green glaze on one side, brown on the other		
374.28	F	95			171				1	H	Household	Ceramic	Coarse Earthenware	Hollowware		Body Sherd		Redware	Slip Decorated	Single Glazed	Green, Brown	Indeterminate						Brown line between two strips of light green, curved		Miller et al 2000:12
374.29	F	95			171				1	H	Household	Ceramic	Coarse Earthenware	Hollowware		Base Sherd		Redware	Slip Decorated	Single Glazed	Brown, Yellow	Indeterminate						Flat fragment with three curved yellow slip lines		
374.30	F	95			171				1	H	Household	Ceramic	Coarse Earthenware	Hollowware		Rim Sherd		Redware	Slip Decorated	Single Glazed	Brown, Beige, Green	Trailed & Combed Slip						Green line along the rim, with combed slip just below rim, the rest of the fragment is beige		Denker & Denker 1985:54-68
374.3	F	95			171				8	H	Architectural	Metal	Iron	Nail		Complete	Cut											Complete nails, several are bent		
374.31	F	95			171				1	H	Household	Ceramic	Coarse Earthenware	Hollowware		Rim Sherd		Redware	Dark Patches in Glaze	Double Glazed	Brown, Dark	Blotched						Thin rim fragment		Denker & Denker 1985:54-68
374.32	F	95			171				1	H	Household	Ceramic	Coarse Earthenware	Dish		Rim Sherd		Redware	Slip Decorated	Single Glazed	White	Trailed Slip						One white line on top of the rim	-1870	
374.33	F	95			171				3	H	Household	Ceramic	Stoneware	Hollowware		Base/Body Sherd		Salt Glazed, Gray/Buff Bodied	Lead Glazed	Single Glazed	Brown, Light							Two of the pieces mend, very edge of a base visible		
374.34	F	95			171				1	H	Household	Ceramic	Stoneware	Hollowware		Body Sherd		Salt Glazed, Gray/Buff Bodied	Lead Glazed	Double Glazed	Gray							Possible tie-down line visible		
374.35	F	95			171				1	H	Toy/Recreation	Ceramic	Porcelain	Saucer		Base/Body/Rim Sherd		Porcelain, Hard Paste	Undecorated									Partial toy saucer		www.jefpat.org
374.36	F	95			171				1	H	Household	Ceramic	Refined Earthenware	Indeterminate		Base/Body Sherd		Yellowware	Indeterminate									Body fragment with edge of the base	1828-1940	www.jefpat.org
374.37	F	95			171				2	H	Household	Ceramic	Refined Earthenware	Indeterminate		Rim Sherd		Creamware	Exterior Spalled									One piece with the exterior spalled, one with interior spalled, pieces mend	1762-1820	Miller et al 2000:12
374.38	F	95			171				2	H	Household	Ceramic	Refined Earthenware	Indeterminate		Body Sherd		Whiteware	Indeterminate									Curved	1815-	Azizi et al 1996
374.39	F	95			171				4	H	Household	Ceramic	Refined Earthenware	Indeterminate		Body Sherd		Creamware	Indeterminate									Curved fragments	1762-1820	Miller et al 2000:12
374.40	F	95			171				1	H	Household	Ceramic	Refined Earthenware	Indeterminate		Body Sherd		Pearlware	Exterior Spalled									Very thin spalled fragments	1775-1840	Azizi et al 1996
374.4	F	95			171				1	H	Architectural	Metal	Iron	Nail		Complete	Cut											Short cut nail		
374.41	F	95			171				2	H	Household	Ceramic	Refined Earthenware	Indeterminate		Rim Sherd		Pearlware	Exterior Spalled									Pieces mend, one with exterior spalled, one with interior spalled	1775-1840	Azizi et al 1996, Miller et al 2000:13
374.42	F	95			171				2	H	Household	Ceramic	Refined Earthenware	Hollowware		Body/Rim Sherd		Pearlware	Painted		Blue	Floral						Two thin rim fragments, pieces mend, alternating straight and curved lines going around the rim, floral pattern below the rim	1775-1830	Miller et al 2000:12
374.43	F	95			171				1	H	Household	Ceramic	Refined Earthenware	Indeterminate		Rim Sherd		Pearlware	Painted		Polychrome	Indeterminate						Brown line along the interior rim, edge of an orange pattern	1785-1840	www.thepotteries.org, www.jefpat.org
374.44	F	95			171				3	H	Household	Ceramic	Refined Earthenware	Indeterminate		Body Sherd		Pearlware	Painted		Blue	Indeterminate						Blue painted lines, not enough to determine pattern	1775-1830	Miller et al 2000:12, www.jefpat.org

FS	SB	Fea	TU	STP	Cxt	Strat	Hzn	AU	Count	H/P	Group	Class	Material	Object	Object Color	Part	Manufacture Technique	Ware	1st Decoration	2nd Decoration	Decoration Color	Pattern/Motif	Makers Mark	Mends	Vessel #	Common Name (Species)	Typology	Comments	Dates	Reference
374.45	F	95			171				2	H	Household	Ceramic	Refined Earthenware	Flatware		Rim Sherd		Pearlware	Molded Pattern	Painted	Blue	Shell Edge, Even Scalloped, Straight Lines						Two spalled halves, pieces mend	1800-1840	www.jefpat.org, Azizi et al 1996
374.46	F	95			171				1	H	Household	Ceramic	Refined Earthenware	Flatware		Rim Sherd		Pearlware	Molded Pattern	Painted	Blue	Shell Edge, Even Scalloped, Straight Lines						Partially spalled	1800-1840	www.jefpat.org, Azizi et al 1996
374.47	F	95			171				1	H	Household	Ceramic	Refined Earthenware	Flatware		Rim Sherd		Pearlware	Molded Pattern	Painted	Blue	Shell Edge, Even Scalloped, Straight Lines						Small rim fragment, exterior spalled	1800-1840	www.jefpat.org, Azizi et al 1996
374.48	F	95			171				2	O	Food Related	Fauna	Bone	Bone		Fragment										Unidentified Mammal		Cut mark visible		Miller et al 2000:12
374.49	F	95			171				26	O	Indeterminate	Fauna	Bone	Bone		Fragment										Unidentified Mammal		No cut or butcher marks visible		Miller et al 2000:12
374.5	F	95			171				1	H	Architectural	Metal	Iron	Nail		Complete	Hand Wrought											Short hand wrought nail	1830-	Wells 2000:321-322
374.50	F	95			171				2	O	Indeterminate	Fauna	Bone	Tooth		Fragment										Unidentified Mammal		No cut or butcher marks visible, one partial tooth fragment, and one fragment of three connected teeth		
374.51	F	95			171				1	O	Indeterminate	Fauna	Bone	Tooth		Fragment										Unidentified Mammal		No cut or butcher marks visible, one tooth still in mandible		
374.6	F	95			171				2	H	Architectural	Metal	Iron	Nail		Fragment	Cut											Nail fragments, heads are missing		Miller et al 2000:12
374.7	F	95			171				1	H	Architectural	Metal	Iron	Nail		Fragment	Indeterminate											Short fragment, not enough to determine how made, possibly hand wrought		Miller et al 2000:12
374.8	F	95			171				2	H	Indeterminate	Metal	Iron	Indeterminate		Body Sherd	Indeterminate											Two heavy curved fragments, possibly cooking related		Miller et al 2000:12
374.9	F	95			171				1	H	Household	Metal	Copper Alloy	Knife		Fragment	Indeterminate											Partial blade of a knife with rat-tail tang, handle is missing	1700-1770	Karklins 2000:32-35
375.1					GC				1	H	Household	Ceramic	Stoneware	Teaware, General		Body Sherd		White Salt Glazed	Scratch Blue		Blue	Indeterminate						Probably saucer, indeterminate scratch blue pattern, three scratched lines	1735-1778	Hume 2001:206, Miller et al 2000:12
376.10					GC				1	H	Household	Ceramic	Refined Earthenware	Indeterminate		Body Sherd		Creamware	Indeterminate									Heavily chipped	1762-1820	Miller et al 2000:12
376.1					GC				1	O	Indeterminate	Fauna	Bone	Bone		Fragment										Unidentified Mammal		No cut or butcher marks visible		
376.11					GC				1	H	Household	Ceramic	Refined Earthenware	Hollowware		Body Sherd		Whiteware	Printed		Blue	Chinese Landscape						Curved fragment, blue printed building, trees, and fence visible	1815-1915	Azizi et al 1996
376.12					GC				1	H	Household	Ceramic	Refined Earthenware	Indeterminate		Rim Sherd		Whiteware	Exterior Spalled									Rim fragment	1815-	Azizi et al 1996
376.13					GC				1	H	Household	Ceramic	Refined Earthenware	Indeterminate		Body Sherd		Whiteware	Indeterminate									Flat fragment	1815-	Azizi et al 1996
376.14					GC				1	H	Household	Ceramic	Refined Earthenware	Indeterminate		Body Sherd		Pearlware	Exterior Spalled									Curved fragment	1775-1840	Azizi et al 1996, Denker & Denker 1985:54-58
376.15					GC				4	H	Household	Ceramic	Refined Earthenware	Indeterminate		Body Sherd		Pearlware	Indeterminate									Curved fragments, one piece is almost completely spalled on the interior but still some glaze visible	1775-1840	Azizi et al 1996, Denker & Denker 1985:54-58
376.16					GC				1	H	Household	Ceramic	Refined Earthenware	Indeterminate		Rim Sherd		Pearlware	Indeterminate									Curved rim fragment	1775-1840	Azizi et al 1996
376.17					GC				1	H	Household	Ceramic	Refined Earthenware	Indeterminate		Body Sherd		Whiteware	Dipt		Brown	Indeterminate						Brown and blue dipt, the blue pattern is mostly spalled but looks round, possibly multi-chambered slip	1815-1920	Azizi et al 1996
376.2					GC				1	H	Architectural	Glass	Common Glass	Window Glass	Aqua	Fragment														Miller et al 2000:12
376.3					GC				1	H	Household	Glass	Common Glass	Bottle	Aqua	Base/Body Sherd	Mold Blown, Mouth											Small rectangular bottle base with sunken panels on the three visible faces, smooth base, early cup-bottom mold	1850-1880	www.sha.org
376.4					GC				1	H	Household	Ceramic	Refined Earthenware	Indeterminate		Base Sherd		Rockingham	Indeterminate									Wear on the base	1830-1940	www.jefpat.org
376.5					GC				2	H	Household	Ceramic	Coarse Earthenware	Hollowware		Rim Sherd		Redware	Lead Glazed	Single Glazed	Brown							Interior glazed, German style rim, pieces mend		Denker & Denker 1985:54-68
376.6					GC				1	H	Household	Ceramic	Coarse Earthenware	Hollowware		Base Sherd		Redware	Lead Glazed	Single Glazed	Brown							Interior glazed, flat base		Miller et al 2000:12
376.7					GC				6	H	Household	Ceramic	Coarse Earthenware	Hollowware		Body Sherd		Redware	Lead Glazed	Single Glazed	Brown							Interior glaze, multiple vessels represented, curved fragments		Denker & Denker 1985:54-68
376.8					GC				1	H	Household	Ceramic	Coarse Earthenware	Hollowware		Body Sherd		Redware	Lead Glazed	Single Glazed	Brown, Dark							Curved, tie-down line present		Denker & Denker 1985:54-68
376.9					GC				2	H	Household	Ceramic	Refined Earthenware	Indeterminate		Body Sherd		Creamware	Interior Spalled									Small spalled fragments	1762-1820	Miller et al 2000:12
377.1	D	79			139				1	H	Indeterminate	Metal	Copper Alloy	Indeterminate		Fragment	Indeterminate											Metal curved edge, thin, flat		
385.1			46		4	7			1	H	Household	Ceramic	Coarse Earthenware	Hollowware		Body Sherd		Redware	Lead Glazed	Single Glazed	Brown							Small sherd glazed on the interior.		
385.2			46		4	7			1	H	Indeterminate	Metal	Iron	Indeterminate		Fragment	Indeterminate											Flat heavily rusted fragment.		Miller et al 2000:12
386.1				N535, E470		2	Ao		2	O	Food Related	Fauna	Shell	Shell Hinge		Fragment										Oyster				Miller et al 2000:12
386.10				N535, E470		2	Ao		20	H	Household	Ceramic	Coarse Earthenware	Indeterminate		Body Sherd		Redware	Lead Glazed	Single Glazed	Brown							Multiple vessels represented.		Miller et al 2000:12
386.11				N535, E470		2	Ao		7	H	Household	Ceramic	Coarse Earthenware	Indeterminate		Body Sherd		Redware	Lead Glazed	Single Glazed	Brown, Dark							Multiple vessels represented.		Denker & Denker 1985:54-68
386.12				N535, E470		2	Ao		1	H	Household	Ceramic	Coarse Earthenware	Hollowware		Body Sherd		Redware	Lead Glazed	Single Glazed	Brown							Brown glaze on interior. Exterior unglazed. Incised/tie-down line on exterior.		Denker & Denker 1985:54-68
386.13				N535, E470		2	Ao		1	H	Household	Ceramic	Coarse Earthenware	Indeterminate		Body Sherd		Redware	Lead Glazed	Exterior Spalled	Brown									Denker & Denker 1985:54-68
386.14				N535, E470		2	Ao		1	H	Household	Ceramic	Coarse Earthenware	Indeterminate		Body Sherd		Redware	Lead Glazed	Double Glazed	Black									Miller et al 2000:12
386.15				N535, E470		2	Ao		3	H	Household	Ceramic	Coarse Earthenware	Pan		Body/Rim Sherd		Redware	Slip Decorated	Single Glazed	Indeterminate							Sherds mend. Trailed slip spalled on interior. Use wear on rim. Light brown glaze on interior. Exterior unglazed. Guttered rim.	-1870	Denker & Denker 1985:54-68
386.16				N535, E470		2	Ao		1	H	Household	Ceramic	Coarse Earthenware	Hollowware		Body/Rim Sherd		Redware	Lead Glazed	Single Glazed	Brown							German style rim. Brown glaze on interior. Exterior unglazed. Could be a bowl or pan.		
386.17				N535, E470		2	Ao		1	H	Household	Ceramic	Coarse Earthenware	Hollowware		Body/Rim Sherd		Redware	Lead Glazed	Single Glazed	Brown							German style rim. Brown glaze on interior. Exterior unglazed. Charred. Could be a bowl or pan. Use wear on rim.		
386.18				N535, E470		2	Ao		1	H	Household	Glass	Milk Glass	Indeterminate	White	Body Sherd	Indeterminate													
386.19				N535, E470		2	Ao		1	H	Household	Ceramic	Refined Earthenware	Hollowware		Handle		White Granite	Indeterminate									Small white granite handle fragment. Sides of handle has molded grooves.	1840-1930	www.jefpat.org, Miller et al 2000:12
386.2				N535, E470		2	Ao		4	O	Food Related	Fauna	Shell	Shell Fragment												Indeterminate				Miller et al 2000:12

FS	SB	Fea	TU	STP	Cxt	Strat	Hzn	AU	Count	H/P	Group	Class	Material	Object	Object Color	Part	Manufacture Technique	Ware	1st Decoration	2nd Decoration	Decoration Color	Pattern/Motif	Makers Mark	Mends	Vessel #	Common Name (Species)	Typology	Comments	Dates	Reference
386.20				N535, E470		2	Ao		1	H	Household	Ceramic	Refined Earthenware	Indeterminate		Body Sherd		Whiteware	Indeterminate	Exterior Spalled									1815-2017	Azizi et al 1996, www.sha.org/bottle/
386.21				N535, E470		2	Ao		2	H	Household	Ceramic	Refined Earthenware	Indeterminate		Rim Sherd		Whiteware	Indeterminate									Two vessels represented.	1815-2017	Azizi et al 1996
386.22				N535, E470		2	Ao		2	H	Household	Ceramic	Refined Earthenware	Indeterminate		Body Sherd		Whiteware	Printed		Purple	Indeterminate						Two vessels represented. Printed purple decoration on interior.	1829-1915	www.jefpat.org
386.23				N535, E470		2	Ao		1	H	Household	Ceramic	Refined Earthenware	Indeterminate		Body Sherd		Whiteware	Painted		Blue	Indeterminate						Painted blue decoration on interior.	1815-2017	Azizi et al 1996
386.24				N535, E470		2	Ao		2	H	Household	Ceramic	Refined Earthenware	Indeterminate		Body Sherd		Pearlware	Indeterminate									Two vessels represented.	1775-1840	Azizi et al 1996
386.25				N535, E470		2	Ao		1	H	Household	Ceramic	Refined Earthenware	Indeterminate		Base Sherd		Pearlware	Indeterminate										1775-1840	Azizi et al 1996
386.26				N535, E470		2	Ao		1	H	Household	Ceramic	Refined Earthenware	Hollowware		Body Sherd		Whiteware	Dipt		Brown & Blue	Variegated						Blue, brown, dark brown & white variegated dipped decoration on exterior.	1815-1820	www.jefpat.org
386.27				N535, E470		2	Ao		1	H	Household	Ceramic	Refined Earthenware	Tableware, General		Body/Rim Sherd		Pearlware	Molded Pattern	Painted	Blue	Shell Edge, Even Scalloped, Curved Lines						Could be a plate or platter.	1800-1840	www.jefpat.org
386.28				N535, E470		2	Ao		1	H	Household	Ceramic	Refined Earthenware	Indeterminate		Body/Rim Sherd		Pearlware	Molded Pattern	Painted	Blue, Dark	Shell Edge, Embossed Rim						Molded embossed rim on interior. Painted dark blue. Exterior spalled.	1820-1835	Miller et al 2000:13
386.29				N535, E470		2	Ao		8	H	Household	Ceramic	Refined Earthenware	Indeterminate		Body Sherd		Creamware	Indeterminate	Exterior Spalled								Two sherds mend. Exterior spalled.	1762-1820	Miller et al 2000:12
386.3				N535, E470		2	Ao		4	H	Architectural	Metal	Iron	Nail		Fragment	Cut											Rusted cut nail fragments.	1830-1890	Wells 2000:324-326
386.30				N535, E470		2	Ao		1	H	Household	Ceramic	Refined Earthenware	Indeterminate		Base Sherd		Creamware	Indeterminate										1762-1820	Miller et al 2000:12
386.31				N535, E470		2	Ao		1	H	Ornament	Ceramic	Porcelain	Figurine		Fragment		Porcelain, Hard Paste										Molded figurine fragment.		www.jefpat.org
386.4				N535, E470		2	Ao		3	H	Architectural	Glass	Common Glass	Window Glass	Aqua	Fragment														www.jefpat.org
386.5				N535, E470		2	Ao		1	H	Household	Glass	Common Glass	Indeterminate	Aqua	Body Sherd	Mold Blown, Indeterminate													www.jefpat.org
386.6				N535, E470		2	Ao		1	H	Household	Glass	Common Glass	Indeterminate	Olive	Body Sherd	Indeterminate													
386.7				N535, E470		2	Ao		3	H	Household	Glass	Non-Lead Glass	Indeterminate	Colorless	Body Sherd	Indeterminate											Multiple vessels represented.		
386.8				N535, E470		2	Ao		4	H	Household	Glass	Non-Lead Glass	Indeterminate	Colorless	Rim Sherd	Indeterminate											Colorless glass rim sherd. Could be a lamp rim.		
386.9				N535, E470		2	Ao		2	H	Household	Ceramic	Stoneware	Hollowware	Gray	Body Sherd		Salt Glazed, Gray/Buff Bodied	Miscellaneous Brown Slip		Brown							Brown slip on exterior. Interior is unglazed w/ a flat wash.		
387.1				N535, E485		1	Fill		1	H	Indeterminate	Metal	Iron	Indeterminate		Fragment	Indeterminate											Tapered 4 sided iron fragment that comes to a point. Could be from a file or a tool. Rusted.		
387.2				N535, E485		1	Fill		1	H	Household	Glass	Common Glass	Indeterminate	Aqua	Body Sherd	Mold Blown, Indeterminate											Aqua colored body sherd w/ mold side seam.		
387.3				N535, E485		1	Fill		1	H	Household	Ceramic	Stoneware	Hollowware	Gray	Body Sherd		Salt Glazed, Gray/Buff Bodied	Albany-Type Slip		Brown							Brown slip on interior.	1805-1940	Miller et al 2000:10
387.4				N535, E485		1	Fill		1	H	Household	Ceramic	Porcelain	Indeterminate		Body Sherd		Whiteware	Indeterminate										1815-2017	Azizi et al 1996
388.1				N535, E477.5		2	Fill		1	H	Architectural	Metal	Iron	Nail		Fragment	Cut												1830-1890	Wells 2000:324-326
388.2				N535, E477.5		2	Fill		1	O	Food Related	Fauna	Shell	Shell Fragment												Oyster				
388.3				N535, E477.5		2	Fill		1	H	Household	Glass	Non-Lead Glass	Indeterminate	Colorless	Body Sherd	Indeterminate													
388.4				N535, E477.5		2	Fill		1	H	Household	Ceramic	Refined Earthenware	Indeterminate		Body Sherd		White Granite	Indeterminate										1840-1930	www.jefpat.org
389.1				N535, E470		1	Ao		1	O	Food Related	Fauna	Shell	Shell Hinge		Fragment										Oyster				
389.10				N535, E470		1	Ao		2	H	Household	Ceramic	Stoneware	Hollowware	Gray	Body Sherd		Salt Glazed, Gray/Buff Bodied	Miscellaneous Brown Slip		Brown							Brown slip on exterior. Interior has light brown wash. Could be from the same vessel.		
389.11				N535, E470		1	Ao		4	H	Household	Ceramic	Coarse Earthenware	Indeterminate		Body Sherd		Redware	Lead Glazed	Single Glazed	Brown							Multiple vessels represented.		
389.12				N535, E470		1	Ao		2	H	Household	Ceramic	Coarse Earthenware	Indeterminate		Body Sherd		Redware	Lead Glazed	Single Glazed	Brown, Dark							Two vessels represented.		
389.13				N535, E470		1	Ao		1	H	Household	Ceramic	Coarse Earthenware	Hollowware		Body Sherd		Redware	Lead Glazed	Single Glazed	Brown, Dark							Dark brown glaze on interior. Exterior has two incised/tie-down lines.		Denker & Denker 1985:54-68
389.14				N535, E470		1	Ao		1	H	Household	Ceramic	Coarse Earthenware	Indeterminate		Body Sherd		Redware	Lead Glazed	Single Glazed	Brown, Light									Denker & Denker 1985:54-58
389.15				N535, E470		1	Ao		1	H	Household	Ceramic	Coarse Earthenware	Hollowware		Lid		Redware	Lead Glazed	Single Glazed	Brown							Brown glaze on interior. Lid fragment.		
389.16				N535, E470		1	Ao		2	H	Household	Ceramic	Refined Earthenware	Indeterminate		Rim Sherd		Whiteware	Indeterminate									Sherds mend.	1815-2017	Azizi et al 1996
389.17				N535, E470		1	Ao		1	H	Household	Ceramic	Refined Earthenware	Indeterminate		Body Sherd		Whiteware	Printed		Blue	Indeterminate						Printed blue decoration on interior & exterior.	1815-1915	Azizi et al 1996
389.18				N535, E470		1	Ao		1	H	Household	Ceramic	Refined Earthenware	Indeterminate		Rim Sherd		Whiteware	Flow Painted		Blue	Indeterminate						Flow painted on interior.	1835-1925	Snyder 1992
389.19				N535, E470		1	Ao		2	H	Household	Ceramic	Refined Earthenware	Indeterminate		Body Sherd		Creamware	Indeterminate	Interior Spalled								Two vessels represented.	1762-1820	Miller et al 2000:12
389.2				N535, E470		1	Ao		2	H	Architectural	Glass	Common Glass	Window Glass	Aqua	Fragment														Miller et al 2000:12
389.3				N535, E470		1	Ao		1	H	Architectural	Metal	Iron	Nail		Fragment	Indeterminate													Denker & Denker 1985:54-68
389.4				N535, E470		1	Ao		1	H	Indeterminate	Metal	Copper Alloy	Indeterminate		Fragment	Indeterminate											Flat copper alloy fragment. Rectangular shaped. Three slots cut through w/ circular hole near end.		Denker & Denker 1985:54-68
389.5				N535, E470		1	Ao		1	H	Activities	Ceramic	Coarse Earthenware	Flower Pot		Body Sherd		Redware	Unglazed											
389.6				N535, E470		1	Ao		2	H	Household	Glass	Common Glass	Indeterminate	Aqua	Body Sherd	Indeterminate											Two vessels represented.		
389.7				N535, E470		1	Ao		3	H	Household	Glass	Non-Lead Glass	Indeterminate	Colorless	Body Sherd	Indeterminate											Multiple vessels represented.		
389.8				N535, E470		1	Ao		1	H	Household	Glass	Non-Lead Glass	Container Glass	Colorless	Body Sherd	Mold Blown, Indeterminate		Molded Pattern			Paneled						Arched panels on exterior.		Azizi et al 1996
389.9				N535, E470		1	Ao		1	H	Household	Glass	Common Glass	Indeterminate	Purple	Rim Sherd	Mold Blown, Indeterminate											Mold seam present around rim.		
390.1		6		JUD A					1	H	Architectural	Glass	Common Glass	Window Glass	Aqua	Fragment														
391.1				JUD A		1			2	H	Architectural	Glass	Common Glass	Window Glass	Aqua, Light	Fragment														
391.10				JUD A		1			1	H	Indeterminate	Metal	Iron	Sheet Metal		Fragment	Indeterminate											Unidentified flat piece of iron.		
391.11				JUD A		1			2	H	Architectural	Metal	Iron	Nail		Almost Complete	Square											Too rusted to identify more specifically. Nails missing their heads.		
391.12				JUD A		1			2	H	Architectural	Metal	Iron	Nail		Complete	Square											Too rusted to identify manufacturing technique more specifically.		
391.2				JUD A		1			1	H	Architectural	Glass	Common Glass	Window Glass	Aqua	Fragment												Heavily patinated window glass.		
391.3				JUD A		1			1	H	Household	Ceramic	Refined Earthenware	Indeterminate		Body Sherd		Whiteware	Indeterminate									No decoration visible.	1815-	Azizi et al 1996
391.4				JUD A		1			1	H	Household	Ceramic	Coarse Earthenware	Hollowware		Body Sherd		Redware	Lead Glazed	Double Glazed	Brown							Thin-bodied sherd.		
391.5				JUD A		1			1	H	Household	Ceramic	Coarse Earthenware	Hollowware		Body Sherd		Redware	Lead Glazed	Single Glazed	Brown							Interior glazed; exterior unglazed.		
391.6				JUD A		1			1	H	Household	Ceramic	Coarse Earthenware	Hollowware		Rim Sherd		Redware	Lead Glazed	Exterior Spalled	Brown									
391.7				JUD A		1			1	H	Household	Ceramic	Coarse Earthenware	Hollowware		Rim Sherd		Redware	Lead Glazed	Single Glazed	Brown, Dark									
391.8				JUD A		1			1	O	Indeterminate	Fauna	Bone	Bone		Fragment										Unidentified Mammal		Possibly a rib. No cut or butcher marks; possible charring visible.		
391.9				JUD A		1			1	O	Indeterminate	Fauna	Bone	Bone		Fragment										Unidentified Mammal		No cut or butcher marks visible.		
392.1				JUD A		2			1	H	Architectural	Glass	Common Glass	Window Glass		Fragment												Heavily patinated window glass.		

FS	SB	Fea	TU	STP	Cxt	Strat	Hzn	AU	Count	H/P	Group	Class	Material	Object	Object Color	Part	Manufacture Technique	Ware	1st Decoration	2nd Decoration	Decoration Color	Pattern/Motif	Makers Mark	Mends	Vessel #	Common Name (Species)	Typology	Comments	Dates	Reference
392.2				JUD A		2			1	H	Household	Glass	Non-Lead Glass	Container Glass	Colorless	Body Sherd	Mold Blown, Indeterminate		Molded Pattern		Indeterminate							Unidentified curved glass sherds with partially visible molded decoration. Sherds do not mend.		
392.3				JUD A		2			1	H	Household	Glass	Common Glass	Container Glass	Olive	Body Sherd	Indeterminate											Likely a mouth blown bottle or jar but sherd is too small to be sure.		
392.4				JUD A		2			1	H	Household	Ceramic	Refined Earthenware	Teaware, General		Body Sherd		Pearlware	Painted		Earth Tone Colors	Floral						Likely a saucer.	1795-1830	Miller et al 2000:12
392.5				JUD A		2			1	H	Household	Ceramic	Coarse Earthenware	Hollowware		Rim Sherd		Redware	Lead Glazed	Double Glazed	Brown							Thin-bodied hollowware sherd, likely belonging to a small hollowware.		
392.6				JUD A		2			1	H	Household	Ceramic	Coarse Earthenware	Hollowware		Body Sherd		Redware	Dark Patches in Glaze	Double Glazed	Brown	Blotched						Thin-bodied sherd.		

Prepared for:

Garrison Plessinger, Airport Director
Hagerstown Regional Airport, Washington County
18434 Showalter Road
Hagerstown, MD 21742

AECOM
437 High Street
Burlington, NJ 08016
aecom.com