



WASHINGTON COUNTY, MARYLAND

FISCAL & ECONOMIC UPDATE

QUARTERLY REPORT

SEPTEMBER 2021

WASHINGTON COUNTY, MARYLAND



Washington County

M A R Y L A N D

Inside this Report:

FINANCIAL STATISTICS 3

REVENUE TRENDS 3

SUMMARY OF MAJOR EXPENDITURE ACTIVITY 4

EMPLOYMENT DATA 5

SPENDING DATA 5

HOUSING DATA 6

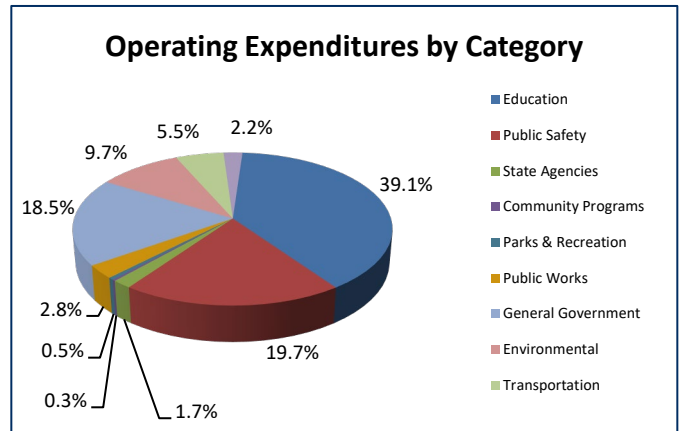
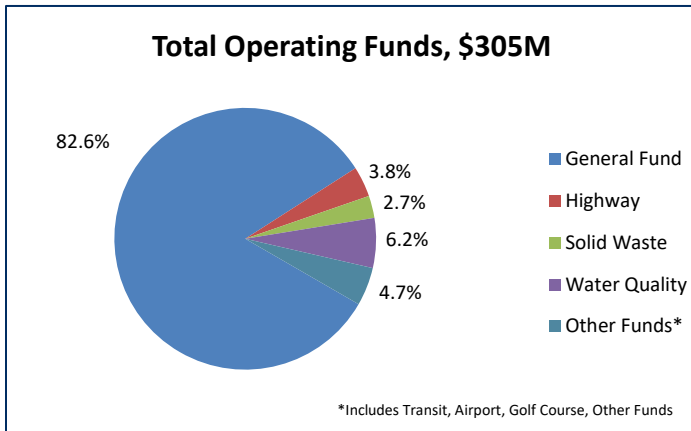
PROJECTED DEBT OUTSTANDING JUNE 30, 2022 7

Washington County is located in northwestern Maryland, bordered by Pennsylvania to the north and West Virginia to the south. It is bordered on the east by Frederick County, Maryland and on the west by Allegany County, Maryland. Washington County is approximately 70 miles from Washington, D.C. and Baltimore, Maryland. Two major highways, Interstate 81 – running north and south, and Interstate 70 – running east and west, cross within Washington County’s borders. The County is a body corporate and politic and is a mid-size, multi-service local government serving the needs of approximately 151,050 residents with nine incorporated municipalities. Under public local law both the executive and legislative functions of the County are vested in the elected, five member Board of County Commissioners of Washington County. The County Commissioners are elected on a county-wide basis and serve four-year terms. Other elected County funded positions include County Sheriff, Treasurer, and State’s Attorney.

Information provided below indicates where Washington County ranks within Maryland Counties for the services and statistics provided among 23 counties and Baltimore City for FY2019, the most recent available year.

Population Rank	11th
Property Tax per capita	20th
Per pupil local funding	18th
Expenditure per capita	22nd
Revenue per capita	23rd

FINANCIAL STATS

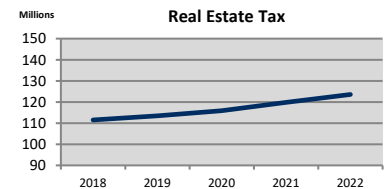


Washington County will spend approximately \$305 million annually on public services in FY2022. The General Fund budget represents the County's largest fund at \$252 million. Major revenues that make up the General Fund budget are Property Tax, Local Income Tax, and Other Local Taxes including Recordation Tax, Service Fees, and Intergovernmental Grants. General Fund dollars are spent on Education, Public Safety, Debt Service, General Government, Courts, State Agencies, Community Programs, Public Works, Parks & Recreation, and sometimes support other funds through an intergovernmental transfer.

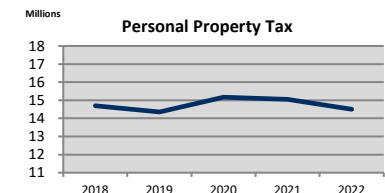
MAJOR REVENUE TRENDS

The following information summarizes key revenue sources that affect the County's overall financial condition. External economic factors impact County revenues. Amounts reported reflect distributions received as of the reported date. The revenue graphs to the right reflect total actual revenues collected for each of the prior fiscal years and the projected total annual revenue based on existing trends for the current year.

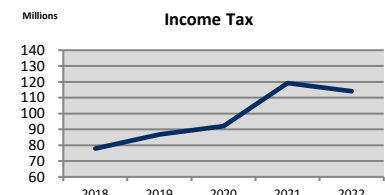
Real Estate Tax				
Year-to-Date		Budget Variance		Actual Growth
Budget	Revenues	\$	%	PY vs. CY %
121,692,896	123,561,129	1,868,233	1.5%	2.5%



Personal Property Tax				
Year-to-Date		Budget Variance		Actual Growth
Budget	Revenues	\$	%	PY vs. CY %
3,458,579	3,149,571	(309,008)	(8.9%)	497.5%

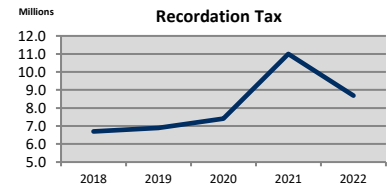


Income Tax				
Year-to-Date		Budget Variance		Actual Growth
Budget	Revenues	\$	%	PY vs. CY %
2,992,610	2,427,251	(565,359)	(18.9%)	(63.3%)

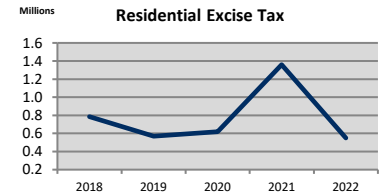


MAJOR REVENUE TRENDS (CONTINUED)

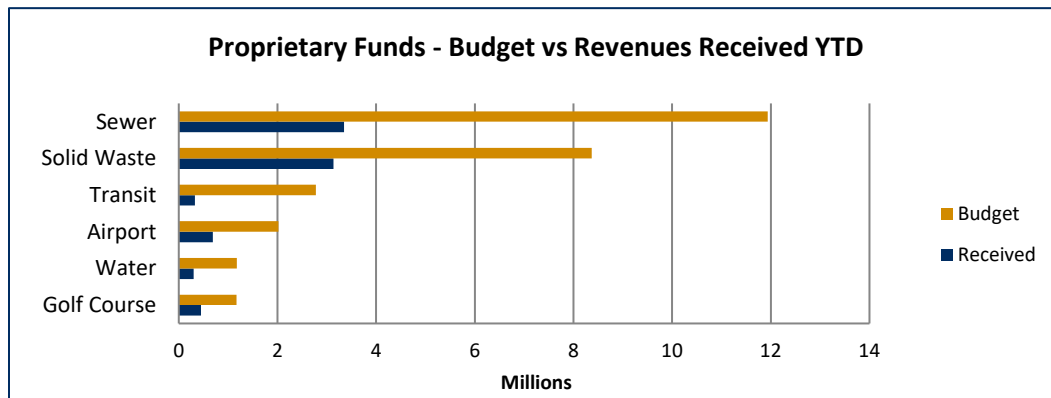
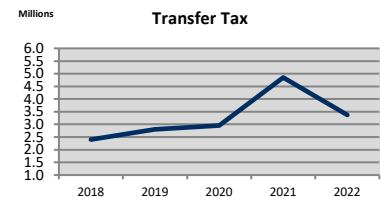
Recordation Tax				
Year-to-Date		Budget Variance		Actual Growth
Budget	Revenues	\$	%	PY vs. CY %
1,357,392	3,492,083	2,134,691	157.3%	113.7%



Residential Excise Tax				
Year-to-Date		Budget Variance		Actual Growth
Budget	Revenues	\$	%	PY vs. CY %
163,697	182,683	18,986	11.6%	(29.8%)



Transfer Tax				
Year-to-Date		Budget Variance		Actual Growth
Budget	Revenues	\$	%	PY vs. CY %
534,108	1,502,167	968,059	181.2%	96.2%



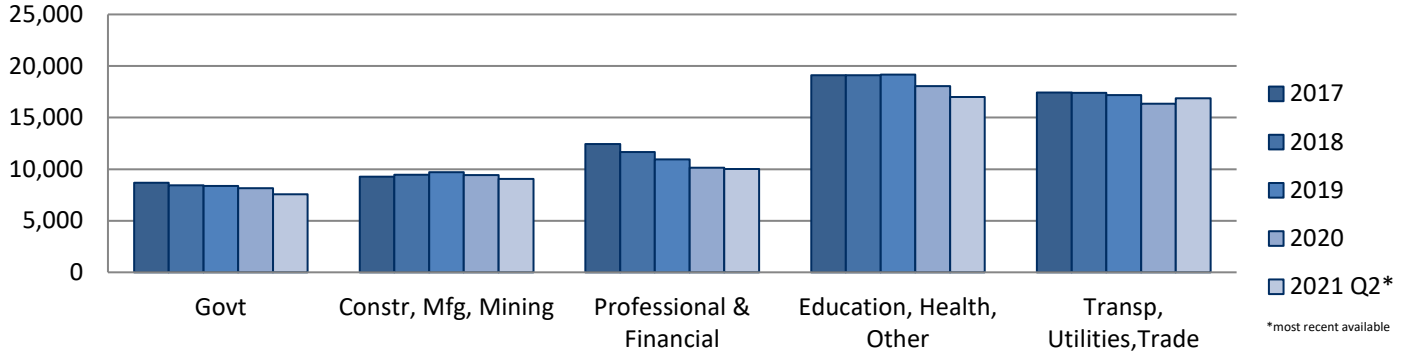
SUMMARY OF MAJOR EXPENDITURE ACTIVITY

Expenditure Activity by Major Fund (in millions)					
Fund	Budget	Spent	Encumbered	Unexpended	% Expended
General	256.3	69.2	6.0	181.1	27%
Highway	11.5	2.4	0.3	8.7	21%
Solid Waste	8.4	1.6	1.9	4.9	19%
Water	1.2	0.3	0.0	0.9	22%
Sewer	11.9	2.6	0.2	9.1	22%
Transit	2.8	0.7	0.1	2.0	24%
Airport	2.0	0.5	0.1	1.5	23%
Golf Course	1.2	0.3	0.0	0.8	27%
Total	295.3	77.5	8.8	209.0	26%

The table to the left compares major year-to-date expenditure activity to budgeted funding. It incorporates the variance by dollar and percentage, along with total expenditure activity. Funds expended and encumbered should average around 25% if not subject to seasonal fluctuation.

EMPLOYMENT DATA

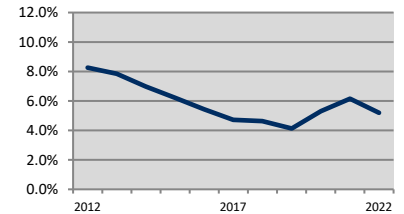
Washington County Average Employment by Industry



Employment Statistics - September

County			State	National
Fiscal Year	Number of Employed	Number of Unemployed	Unemployment	Unemployment
2021	64,673	4,788	6.9%	7.0%
2022	67,349	3,707	5.2%	4.8%

Average Unemployment Rate

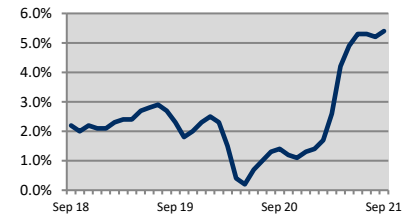


SPENDING DATA

Consumer Price Index (CPI)

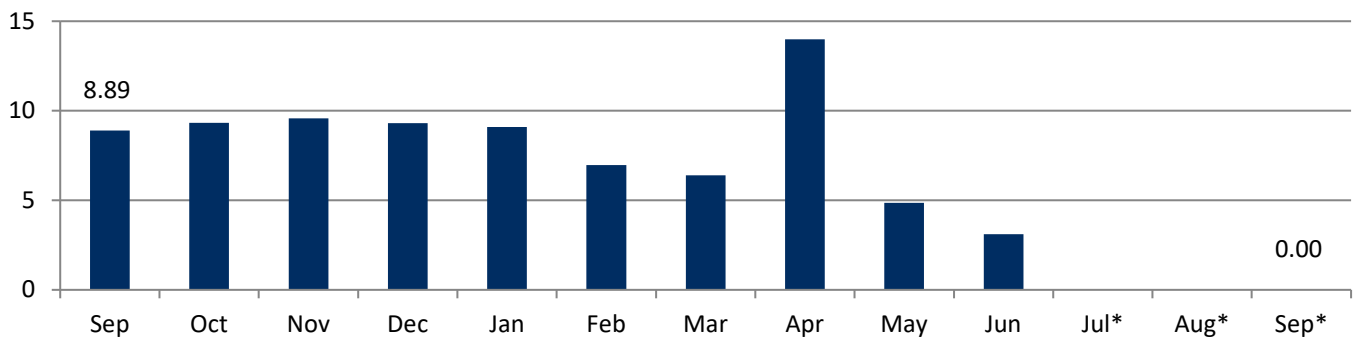
Current Period		Prior Period	
Index	Annual Change	Index	Annual Change
274.1	4.0%	260.1	-0.3%

Annualized CPI



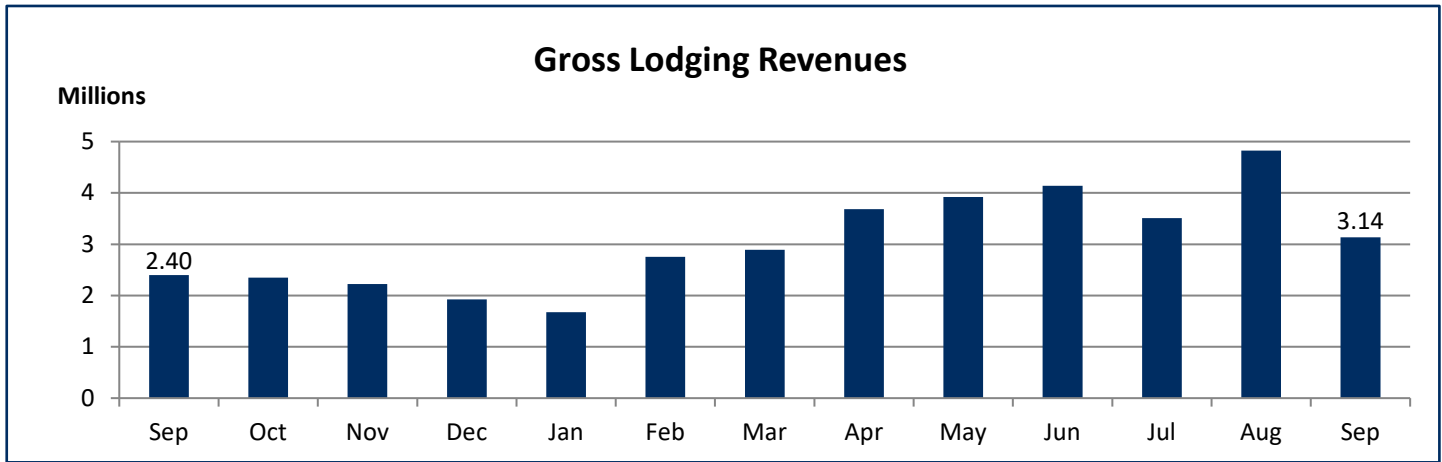
Consumer Spending Patterns - Washington County Sales & Use Tax Collections

Millions



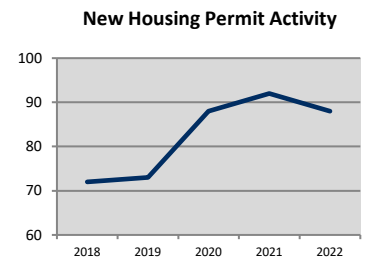
*Due to legislative changes, FY 22 SUT returns have not been processed.

SPENDING DATA (CONTINUED)

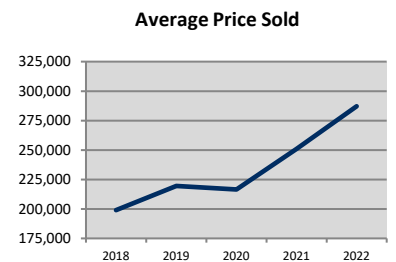


HOUSING DATA

New Residential Housing Permits Issued				
Area	Prior YTD	Current YTD	Variance	
			# of Permits	% Change
Washington County	60	60	0	0.0%
City of Hagerstown	32	28	(4)	(12.5%)
Total	92	88	(4)	(4.3%)

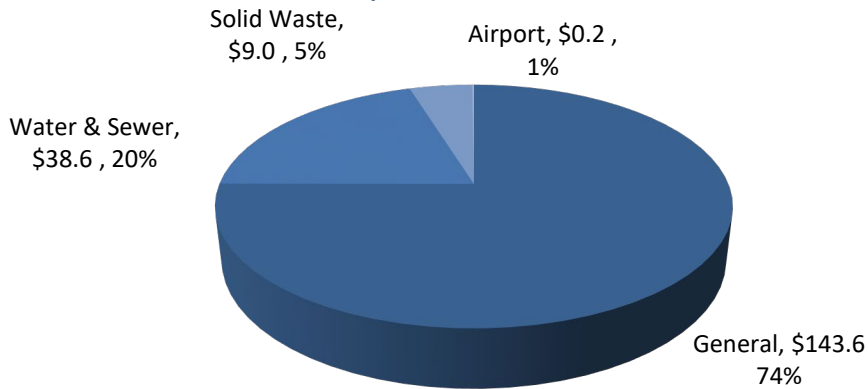


Washington County Housing Statistics			
Housing Activity:	2021 YTD	2022 YTD	% Change
Average Price Sold	250,951	287,111	14.4%
Total Units Sold	590	640	8.5%
Average Inventory	315	236	(25.1%)



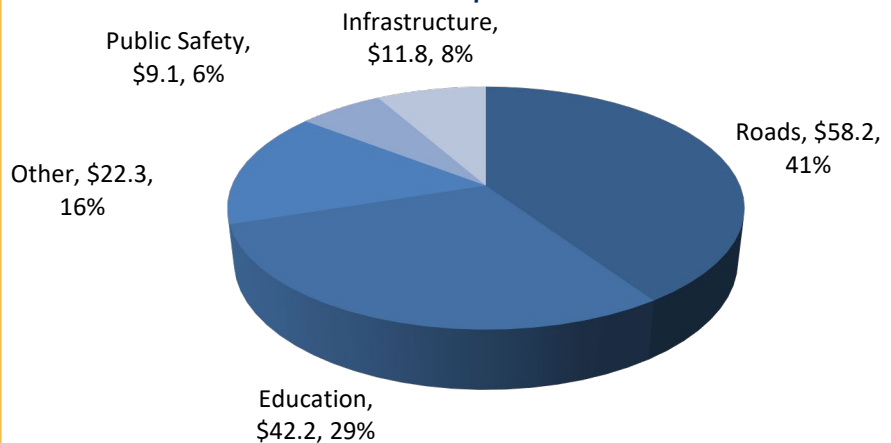
PROJECTED OUTSTANDING DEBT JUNE 30, 2022

Projected Outstanding Debt FY2022 - All Funds - \$191.4M



The charts to the left represent current outstanding debt and anticipated borrowing for the current fiscal year ended 2022. Final determination of new bond issue amounts are typically made in the 4th quarter of the fiscal year barring any change in issuance patterns.

Projected Outstanding Debt FY 2022 - General Fund - \$143.6 M



Bond Ratings

Rating Agency	Fiscal Year 2021 Rating
Standard & Poor's	AA+
Moody's	Aa1
Fitch	AA+

WASHINGTON COUNTY, MARYLAND



Jeffrey A. Cline
County Commissioner, President
jcline@washco-md.net

Terry L. Baker
County Commissioner, Vice President
tbaker@washco-md.net



Charles A. Burkett, Jr.
County Commissioner
cburkett@washco-md.net

Wayne K. Keefer
County Commissioner
wkeefe@washco-md.net



Randall E. Wagner
County Commissioner
rwagner@washco-md.net

John Martirano
County Administrator
jmartirano@washco-md.net



100 West Washington Street



Hagerstown, Maryland 21740

STATEMENT OF PURPOSE

This report is designed to communicate the County's major financial trends for the indicated period since the issuance of the prior audited financial statements. The report is interim in nature and abbreviated in that it does not include details for all the various funds maintained by the County. Additionally, this report omits many of the required note disclosures typically found in a fiscal year-end financial statement report. The information contained here is intended to allow management to make limited assessments of near-term trends

that may have an impact on operations and financial results. Management views this interim period as an integral part of the annual period. This report includes information regarding some of the more notable recent developments that may impact County finances, along with summarized information relating to various operations within the County. This report is general in nature. The reader is cautioned that it does not provide the level of detail nor the comprehensive scope found in a fiscal year-end financial statement. Those desiring or needing such

information should contact the Office of Budget and Finance. We hope that you find this report informative and meaningful. If you have any questions regarding this report, please contact the Office of Budget and Finance at 240-313-2300.

This report is provided for general information use only. The information contained in the document speaks only as of its report date.