

**Who needs to
call Miss Utility?
Homeowners,
Contractors—anyone
planning to dig, plant,
cast, drill, or grade.**

Whenever you alter the ground in any way, the law requires that you contact Miss Utility first. If you don't and as a result damage an underground utility, you're wasting time and money and putting yourself and others at risk for injury or even death. Plus, you'll have to pay for any repairs—and you may possibly face legal consequences.

It's so easy to avoid this hassle. Simply contact Miss Utility and we'll notify the appropriate subscribing member utility companies. Professional locators will come out to your property or construction site and mark all buried lines that are owned and maintained by the subscribing utilities. These markers indicate where it is not safe to dig.

Always contact Miss Utility first. It's free, simple, and... it's the law.



Before you dig. Every dig. It's the law.

1-800-257-7777
missutility.net



**Spend
a few
minutes,
save
a lot of
hassle.**



Before you dig. Every dig. It's the law.

1-800-257-7777
missutility.net

Ensuring your site is ready to be safely excavated only takes a few minutes

1 Place your ticket by phone...

At least 48 hours prior to digging, call Miss Utility at 1-800-257-7777. Have the following information ready before you call:

- Your name/phone number
- Alternate name/phone number
- Type of work
- Who the work is being performed for
- Location of work/street address
- City, county, state
- Nearest intersecting street
- Extent of work
- Special instructions for marking
- ADC Map number and grid
- Indicate if you're using explosives

Please check with your individual jurisdictions with regard to waiting times and specific digging guidelines.

...OR anytime online

With Internet Ticketing from Miss Utility (ITIC), professional excavators can enter their locate request directly into the Miss Utility system 24 hours a day, 7 days a week. Log onto www.missutility.net, click on ITIC, and follow these instructions:

- Click on the area you are excavating in.
- Read and accept the terms and conditions.
- Register to use ITIC by entering your e-mail address and company's main phone number.
- After receiving your password, enter your e-mail address and password and click "log in."
- Complete the required excavation and location information.

Review detailed ITIC instructions at www.missutility.net/itic/

2 Call Ticket Check® two business days after you contact Miss Utility and BEFORE you start digging...

Few things are as frustrating as getting to your construction site and discovering that it hasn't been marked for utility lines. Miss Utility's Ticket Check eliminates the time and money you could possibly waste because of a locator's delay. Contact Ticket Check and you'll instantly receive the status of your ticket. Here's how it works:

1. Call 1-866-821-4226 or log onto www.missutility.net two business days before starting work.
2. Have your ticket number and contractor ID number available. (Your contractor ID is the ten-digit phone number you gave to Miss Utility when you called in your ticket.)
3. Our easy-to-use system will give you a number reflecting your request's status:
 - Code 1: Clear/No conflict
 - Code 2: Marked
 - Code 3: 24-hour delay
 - Code 4: 48-hour delay
 - Code 5: Not complete/In progress: Locator has spoken with the excavator and they have agreed to this message.
 - Code 9: Marked up to privately owned utility.
 - Code 10/A: Incorrect address information. Please call Miss Utility to reschedule.

As an excavator, you also have access to two status codes that you may leave for the locator using Ticket Check's system:

- Code 6: Locate discrepancy
- Code 7: Not complete/In progress dispute

Visit www.missutility.net/maryland/ticketcheck.asp for more details about the codes or call a Miss Utility representative at 1-800-257-7777.

...OR automatically view your ticket status by fax.

If you provide us with your fax number when placing your tickets, you'll automatically receive a copy of your ticket status by the beginning of the third business day after you make your request.

Once you've gotten the OK from Ticket Check, you're ready to dig.









3 Remember, once you're on site...

- Respect and protect all marks/flags.
- Excavate with care. Hand dig within 18" of the marked utility line (36" in Montgomery County) and expose the line through hand-digging or vacuum excavation before using mechanized equipment.
- Immediately notify the utility if an underground utility line is damaged.
- If damage creates an emergency, take immediate steps to safeguard life, health, and property by calling 911.

Get to work.

Contact Miss Utility, then check with Ticket Check and stay on schedule, on budget—and within the law.

Color codes for marking underground utility lines:

	Electric Power Lines, Cables, Conduit and Lighting Cables
	Gas, Oil, Steam, Petroleum or Gaseous Materials
	Communication, Alarm or Signal Lines, Cables or Conduit
	Potable Water
	Sewers and Drain Lines
	Reclaimed Water, Irrigation and Slurry Lines
	Temporary Survey Markings
	Proposed Excavation