

Washington County Gaming Office



Fiscal Year 2009 Charitable Gaming Report

Submitted:
October 23, 2009
James B. Hovis, Director
Washington County Gaming Office

Fiscal Year 2009, Charitable Gaming Report Washington County, Maryland

Overview

Washington County's charitable gaming sales and revenues for fiscal year 2009, continued to show a steep decline. The figures show that charitable gaming is not immune from the economic issues that federal, state, and local governments, as well as the private sector are facing. Further compounding the problem is the fact that charitable giving is at an all time low. Therefore, the charitable organizations that Washington County Gaming supports have demonstrated an increase in need. As a remedy to cuts in federal, state, and local funding, charitable organizations are depending on Washington County Gaming to provide a lifeline to fill the budgetary gaps left as a result of funding cuts. This dependence on charitable gaming revenues places an even greater emphasis on the need to keep control of charitable gaming at a local level.

Washington County Gaming provided funding to 87 charitable organizations within Washington County in fiscal year 2009. On August 4, 2009, the Washington County Gaming Commission announced the distribution of \$2,235,510.40 to 86 local charitable organizations and the Washington County Volunteer Fire and Rescue Association. This year's total represents a decrease of 15% when compared to the fiscal year 2008, and a 2-year decline of 25 %.

Maryland State Statute requires that 50% of the Gaming Fund revenues be distributed to the Washington County Fire and Rescue Association. This year the Association received \$1,117,755.20 from the Gaming Fund. In May of 2009, the Gaming Commission received 121 applications for funding from 104 organizations requesting a total of \$2,648,119.96. The Gaming Commission was able to either fully or partially fund 86 of the funding requests with the \$1,117,755.20 available for distribution.

In fiscal year 2009, a total of 60,456 tip jars were sold. This figure represents a 13% decrease in sales when compared to fiscal year 2008. The gross revenue reported for fiscal year 2009, was \$54,395,530.00. This figure represents a decrease of 14.7% when compared to fiscal year 2008. The gross profit from the sale of tip jars reported during fiscal year 2009 was \$9,245,943.25. This figure represents a 15% decrease when compared to fiscal year 2008.

When analyzing the figures for fiscal year 2009, it is important to consider that the operators do not retain the reported gross revenue. The gross revenue is best defined as the amount of money that has been wagered. The vast majority of the money wagered is returned to the customer when they present "winning numbers" to the operator. In fiscal year 2009, 83% or \$45,149,586.75 of the money wagered was returned to the customer. It is also important to consider that the tip jar operator does not retain the entire amount of the gross profit listed. From the total gross profit you must deduct the operator's contribution to the Washington County Gaming Fund in order to determine the net profit. Not for profit clubs contribute 15%, and for profit establishments such as taverns and liquor stores contribute 50% of their gross profits to the fund. You must also deduct the cost of the tip jar packet from the gross profit to calculate the operator's net proceeds. The Gaming Office has estimated the total net profit at 10% of the gross revenue or \$5,662,167.48 (see included net-profit flow chart). Temporary license holders and fire/rescue departments do not contribute to the Gaming Fund. They retain the entire gross profit, less the cost of the tip jar packet and operating expenses.

Charitable gaming in Washington County continues to be a very important, well-regulated source of revenue for the local economy. Because of charitable gaming, small businesses are able to generate revenues to help compensate for increased operating expenses such as fuel, electric, and healthcare cost. Fraternal clubs and veterans' organizations are enabled to continue to support their philanthropic purposes, and compensate for the increase in operating expenses. Fire and rescue companies are better enabled to pay for upgrades to fire fighting equipment as required by State and Federal regulations. Equally if not of greater importance is the fact that a legislatively determined portion of the revenues generated by small businesses, fraternal clubs, and veterans' organizations, are dedicated to support non-profit charitable organizations in Washington County who depend on this funding for their continued existence.

Since the conception of regulated tip jar gaming in 1995, the Washington County Gaming Commission has distributed more than 40 million dollars to bona fide charitable organizations.

Respectfully Submitted,

James B. Hovis, Director
Washington County Gaming Office

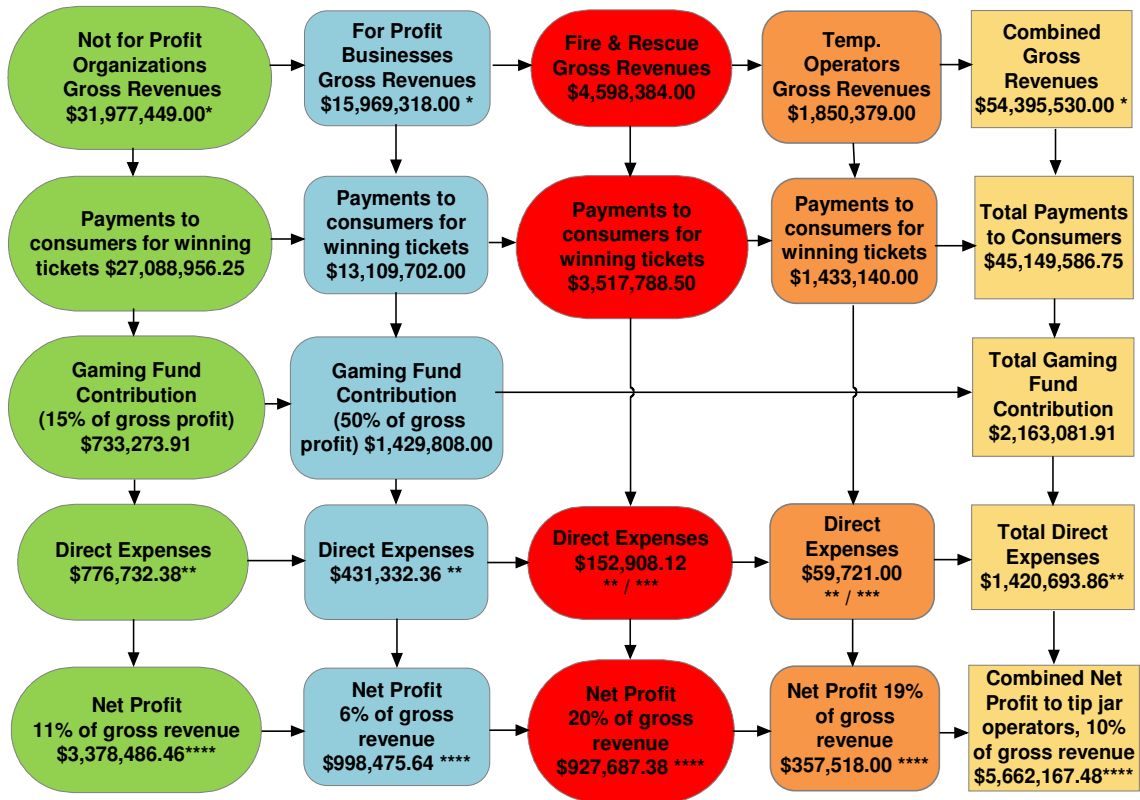
**Washington County Gaming
2 – Year Sales Comparison**

| Fiscal Year 2009 | Tip Jars Sold | Gross Revenue | Gross Profit |
|---|--------------------------|-------------------------|------------------------|
| | | | |
| <i>Fraternal Clubs Veterans' Org.</i> | 34,401 | \$ 31,977,499.00 | \$ 4,888,492.75 |
| | | | |
| <i>Taverns Liquor Stores</i> | 17,930 | \$ 15,969,318.00 | \$ 2,859,616.00 |
| | | | |
| <i>Fire & Rescue Companies</i> | 5,815 | \$ 4,598,384.00 | \$ 1,080,595.50 |
| | | | |
| <i>Temporary Operators*</i> | 2,310 | \$ 1,850,379.00 | \$ 417,239.00 |
| | | | |
| Totals | 60,456 | \$ 54,395,530.00 | \$ 9,245,943.25 |

| Fiscal Year 2008 | Tip Jars Sold | Gross Revenue | Gross Profit |
|---|--------------------------|-------------------------|-------------------------|
| | | | |
| <i>Fraternal Clubs Veterans' Org.</i> | 40,913 | \$ 38,659,418.00 | \$ 6,045,478.77 |
| | | | |
| <i>Taverns Liquor Stores</i> | 20,266 | \$ 17,948,526.20 | \$ 3,181,608.50 |
| | | | |
| <i>Fire & Rescue Companies</i> | 5,704 | \$ 5,042,169.00 | \$ 1,187,112.50 |
| | | | |
| <i>Temporary Operators *</i> | 2,603 | \$ 2,064,915.00 | \$ 462,088.00 |
| | | | |
| Totals | 69,486 | \$ 63,715,028.20 | \$ 10,876,287.77 |

* Temporary Operators include bona fide charitable organizations that use tip jar gaming to raise funds for charitable purposes as permitted under Section 170(c) of the Internal Revenue Code.

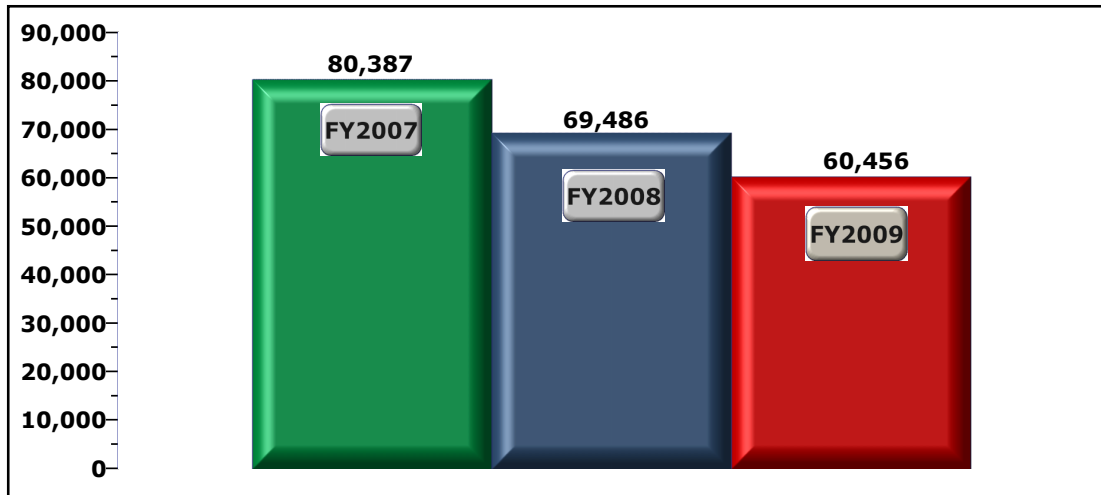
Washington County Charitable Gaming Fiscal Year 2009, Net-Profit



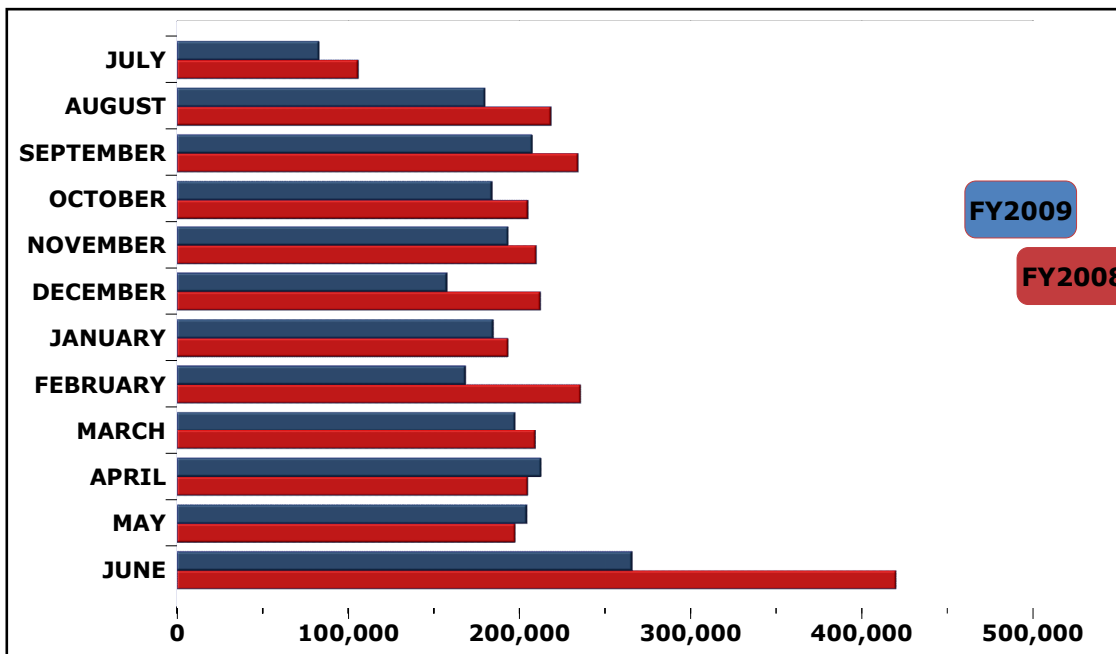
* Gross revenue is best defined as the amount of money wagered.
 ** Direct expenses includes the cost of the tip jar product, Washington Co. gaming sticker, sales tax, and 8.5% operational expense allowance.
 *** Fire & Rescue companies and charitable organizations do not contribute to the gaming fund.
 ****The listed "net profit" represents a calculated estimate with a +/- margin of 2%.

Notes:
 Direct expenses were determined by examining the records of 18 licensed Washington Co. tip jar operators in each category. As a result, we were able to determine the average direct expense. This average was then applied to all licensed operators in the various categories.

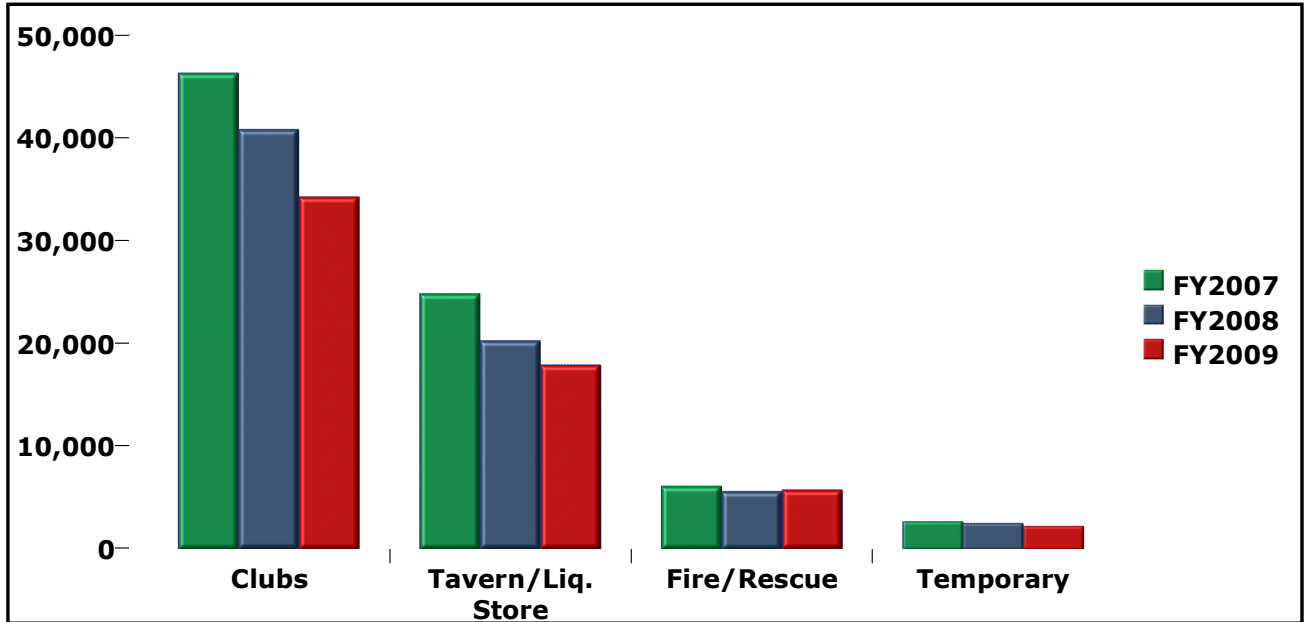
**Total Number of Jars Sold
FY2007 Through FY2009**



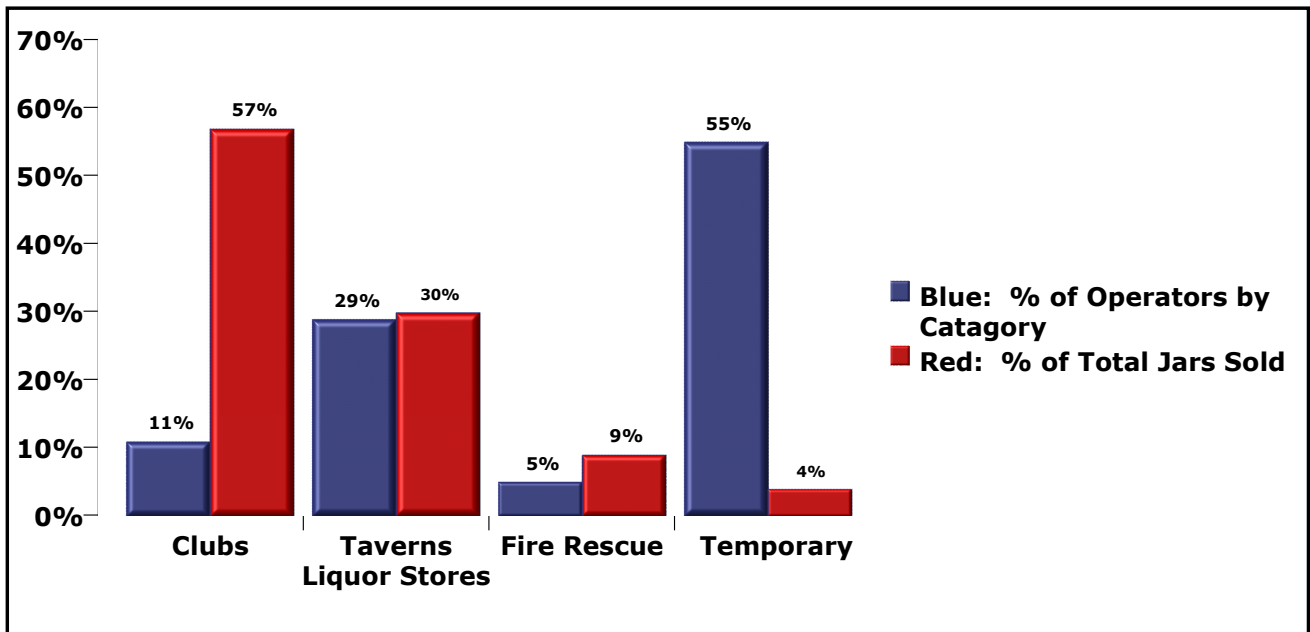
**Gaming Fund Revenue Fiscal Year Comparison
FY2008 - FY2009**



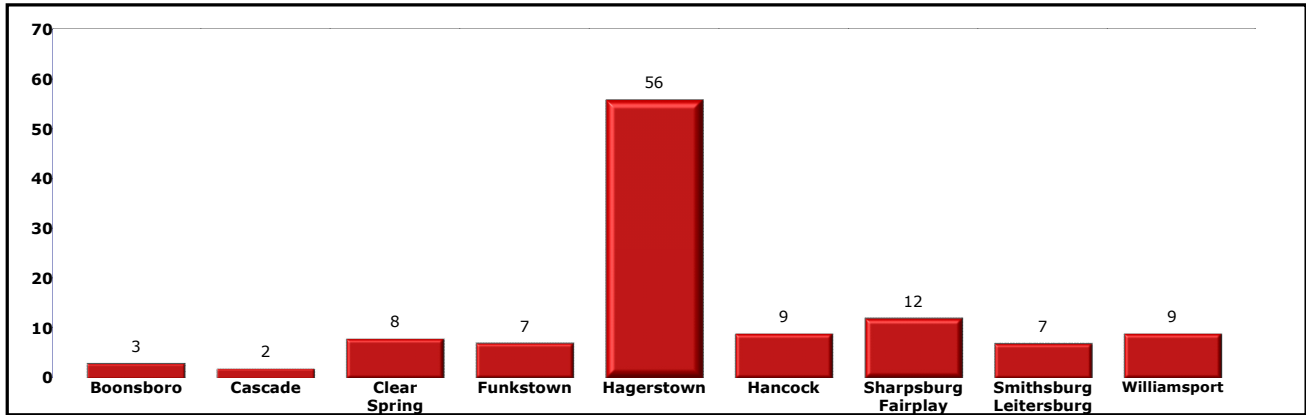
Total Number of Jars Sold FY2007 Through FY2009



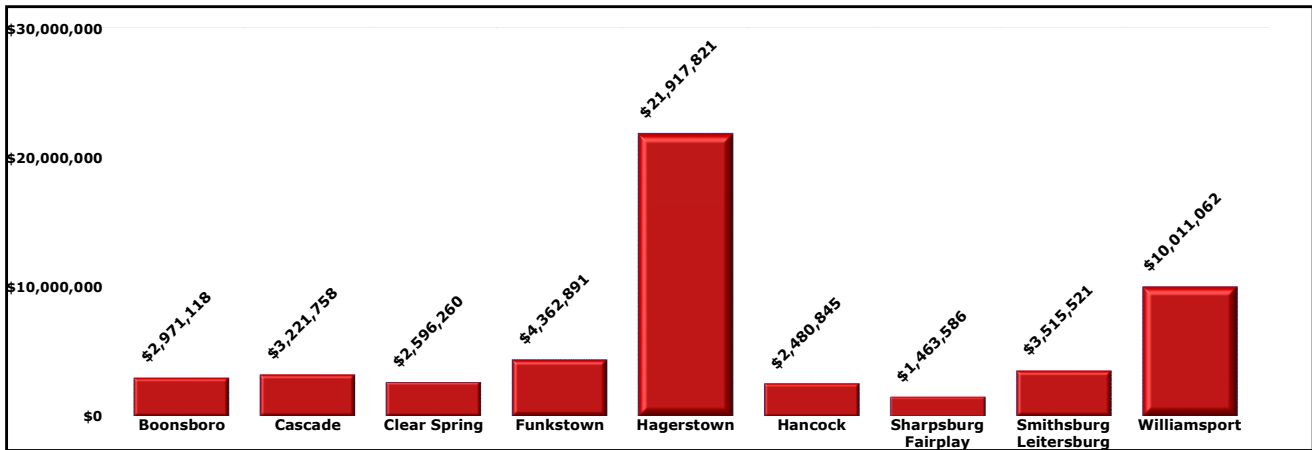
Operator Type / Total Jars Sold Comparison FY2009



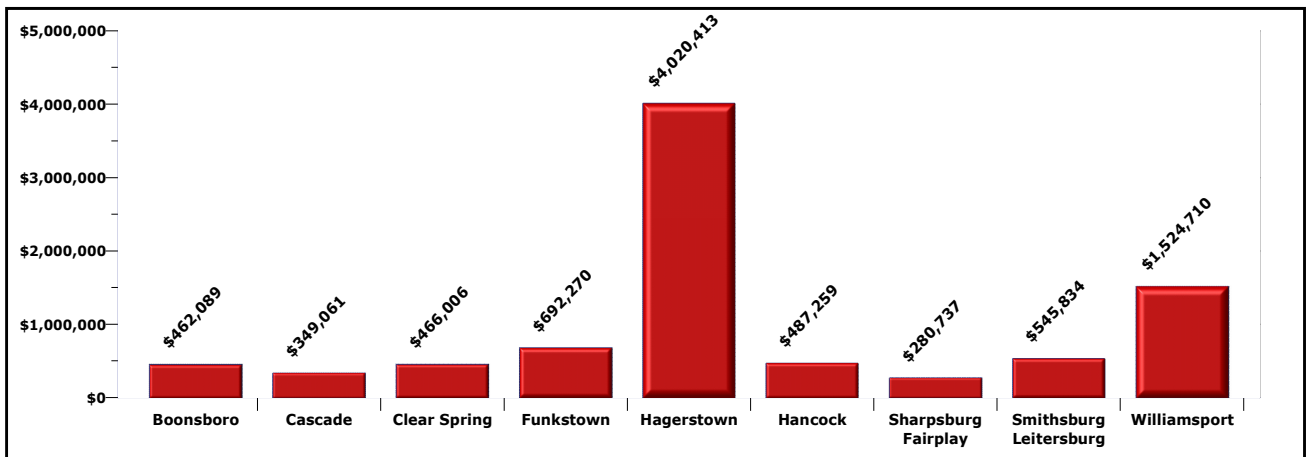
Tip Jar Operators by Region



Tip Jar Gross Revenue by Region (Excluding Temporary Operator Sales)



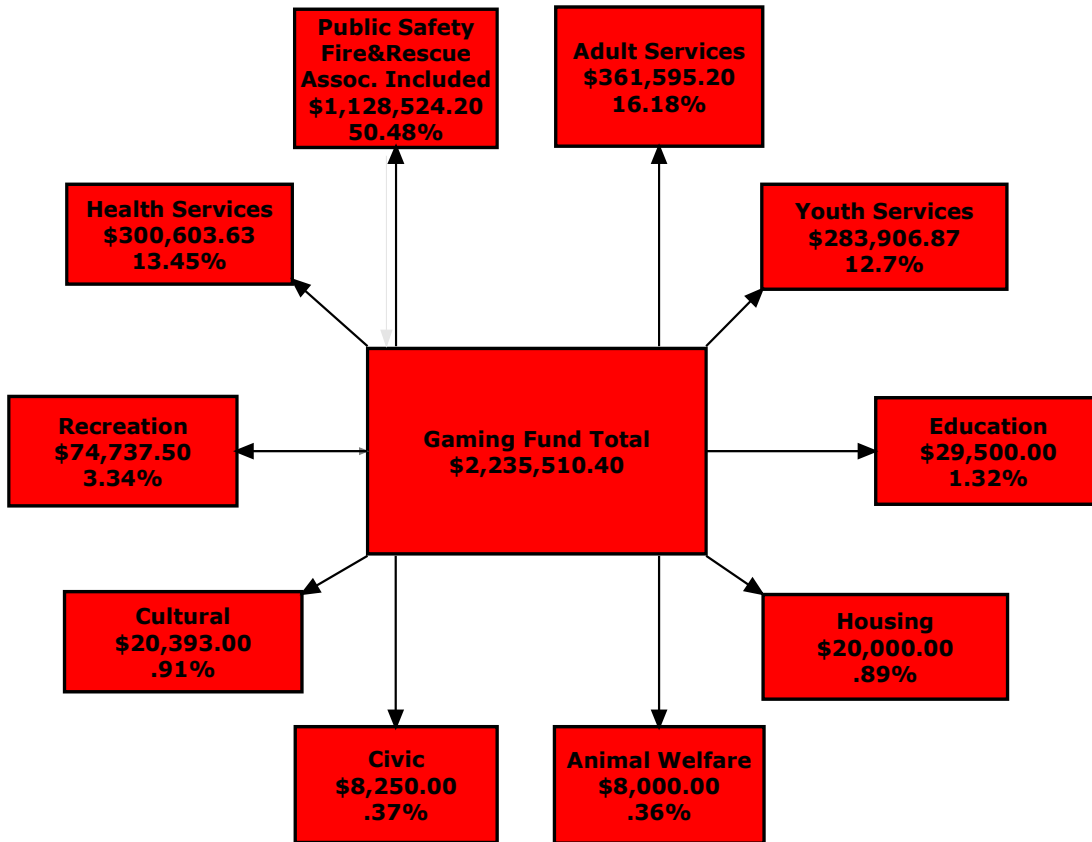
Tip Jar Gross Profit by Region (Excluding Temporary Operator Sales)



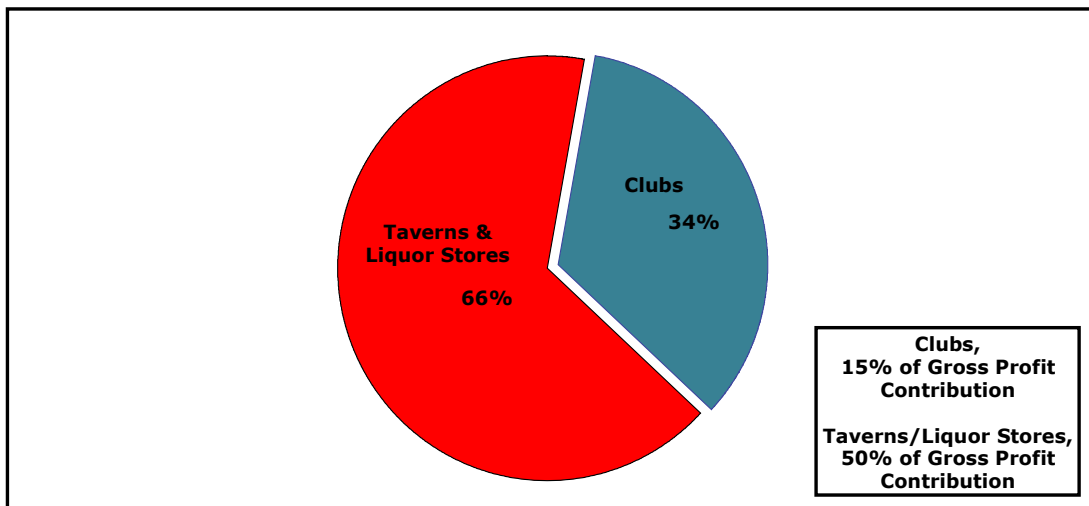
**Fiscal Year 2010 Gaming Fund Awards
(Fiscal Year 2009 Revenues)**

| ORGANIZATION | AMOUNT | ORGANIZATION | AMOUNT |
|--|-------------|-------------------------------------|-----------------------|
| Alsatia Mummers Parade | \$1,000.00 | Mason-Dixon Boy Scouts | \$6,000.00 |
| Alzheimer's Association | \$20,488.00 | Maugansville Little League | \$9,000.00 |
| American Cancer Society | \$10,000.00 | Memorial Recreation Center | \$15,000.00 |
| American Red Cross | \$5,000.00 | Mental Health Center of Western MD | \$4,270.00 |
| Antietam Creek Watershed Alliance | \$750.00 | National Little League | \$1,882.50 |
| Antietam Healthcare Foundation | \$10,000.00 | Office of Consumer Advocates | \$2,453.20 |
| Arc of Washington County | \$10,000.00 | Parent Child Center | \$15,000.00 |
| Aspiring to Serve Inc. | \$1,000.00 | Potomac Classical Youth Ballet | \$2,000.00 |
| Baby Basics of Greater Hagerstown | \$1,000.00 | REACH Caregivers | \$100,000.00 |
| Big Brothers Big Sisters | \$20,000.00 | Regional Community Health Care Ctr. | \$175,000.00 |
| Boys & Girls Club | \$45,000.00 | Salvation Army | \$45,000.00 |
| Breast Cancer Awareness Cumberland Vy. | \$3,993.23 | Senior Living Alternatives | \$20,000.00 |
| Bulldog Detachment Marine Corp League | \$15,000.00 | Sharpsburg Little League | \$2,860.00 |
| CASA | \$10,499.00 | Smithsburg Youth Athletics | \$5,000.00 |
| Children In Need Inc. | \$40,000.00 | South Hagerstown High Rebel Band | \$2,500.00 |
| Children's Village | \$21,000.00 | South Mountain Little League | \$2,000.00 |
| Clear Spring Little League | \$1,000.00 | St. John's Shelter | \$7,750.00 |
| Conococheague Little League | \$2,940.00 | The Maryland Theatre | \$5,000.00 |
| Contemporary School for the Arts | \$500.00 | Valley Little League | \$1,500.00 |
| Corporation for Assistive Technology | \$1,179.00 | United Cerebral Palsy of Central MD | \$1,000.00 |
| Deafnet Association Incorporated | \$1,995.00 | Volunteer Assoc. for Potomac Center | \$3,000.00 |
| Discovery Station | \$7,000.00 | W House of Hagerstown | \$1,000.00 |
| Federal Little League | \$2,500.00 | Walnut Street Community Health Ctr. | \$17,486.00 |
| Food Resources Inc. | \$41,915.00 | Wash. Co. Commission on Aging | \$45,000.00 |
| Friends of Safe Place, Child Advocacy | \$63,115.08 | Wash. Co. Community Action Council | \$30,000.00 |
| Girls Inc. | \$30,000.00 | Wash. Co. Free Library | \$20,000.00 |
| Habitat for Humanity | \$20,000.00 | Wash. Co. Historical Society | \$3,000.00 |
| Hagerstown Area Police Athletic League | \$5,000.00 | Wash. Co. Human Development | \$5,000.00 |
| Hagerstown Choral Arts Inc. | \$893.00 | Wash. Co. Junior Football League | \$3,000.00 |
| Hagerstown Citizens on Patrol | \$5,769.00 | Wash. Co. Junior Girls Volleyball | \$2,000.00 |
| Hagerstown Civil Air Patrol | \$5,000.00 | Wash. Co. Museum of Fine Arts | \$2,000.00 |
| Hagerstown Colt & Palomino League | \$1,770.00 | Wash. Co. Show Kids | \$1,000.00 |
| Hagerstown Day Nursery | \$3,791.79 | Wash. Co. Teen Pregnancy Prevent. | \$10,000.00 |
| Hagerstown Junior Basketball League | \$5,000.00 | Wash. Co. Community Mediation Ctr. | \$5,000.00 |
| Hagerstown Neighborhood Center | \$1,500.00 | Wells House | \$2,974.10 |
| Hagerstown Pony League | \$2,035.00 | West End Little League | \$3,000.00 |
| Hagerstown Washington Co. Chamber Fd. | \$2,000.00 | Western Maryland Center Aux. | \$44,662.30 |
| Hagerstown Youth Hockey | \$7,750.00 | Williamsport Youth Soccer | \$2,000.00 |
| Hancock Little League | \$8,000.00 | Windy Rock Equine Rescue Inc. | \$2,000.00 |
| Humane Society of Washington County | \$6,000.00 | Women of Valor Ministries | \$500.00 |
| Interfaith Service Coalition | \$30,034.00 | YMCA | \$5,000.00 |
| Literacy Council of Wash. Co. | \$1,500.00 | | |
| Little League Baseball of Halfway | \$1,500.00 | Washington Co. Fire & Resc. Assoc. | \$1,117,755.20 |
| Make a Wish Foundation Mid Atlantic | \$7,500.00 | | |
| Maryland Symphony Orchestra | \$5,000.00 | Total | \$2,235,510.40 |

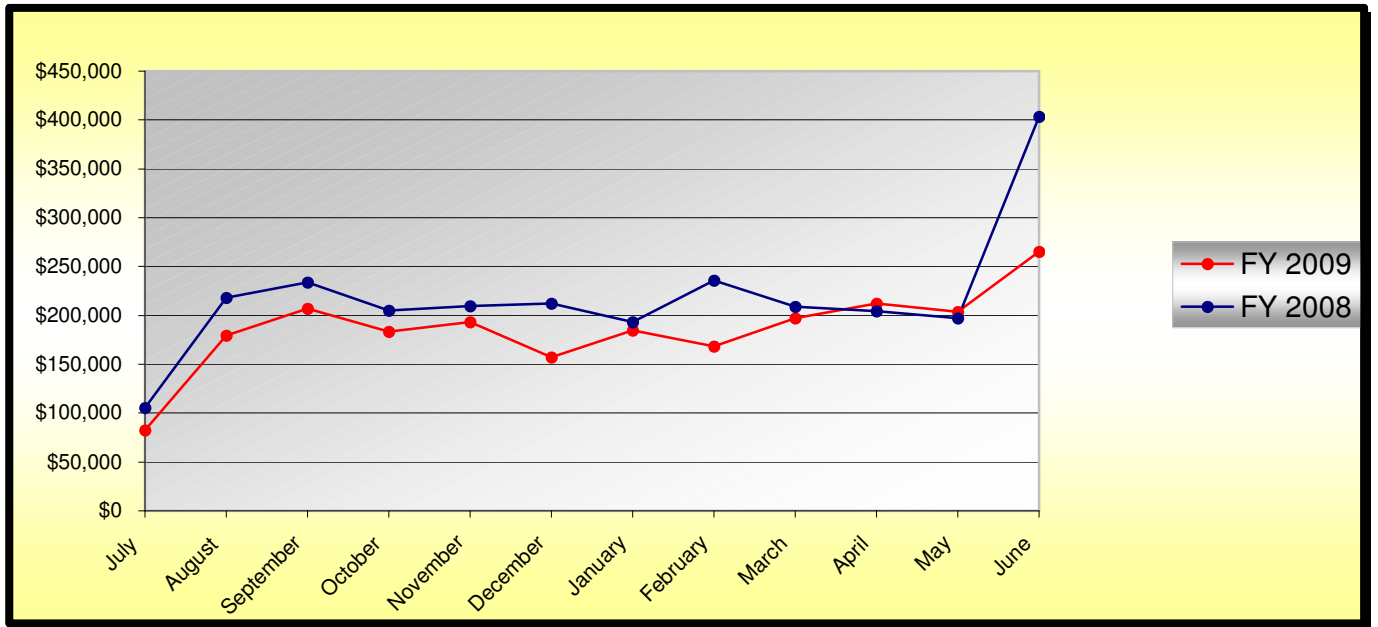
**Funding Awards By Program Type
Fiscal Year 2009**



**Gaming Fund Contributions
FY2009**



Fiscal Year 2009-2008 Gaming Fund Revenue Comparison



Fiscal Year 2009 Gaming Fund Award Facts & Figures

| Applications Received | Number Received |
|--|-----------------|
| Total Applications Received | 121 |
| Number of Organizations Submitting Applications | 104 |
| Number of Organizations Submitting Multiple Applications | 16 |
| Total Number of Applications Receiving Funding | 94 (77.7%) |
| Total Number of Applications Receiving Full Funding | 22 (18.2%) |
| Total Number of Applications Denied Funding | 27 (22.4%) |
| Total Number of Organizations Receiving Funding | 86 (82.7%) |
| Total Number of Organizations Denied Funding | 18 (17.3%) |

| Awards | Organizations Awarded |
|---------------------|-----------------------|
| \$0 - \$10,000 | 63 |
| \$10,001 - \$20,000 | 9 |
| \$20,001 - \$30,000 | 4 |
| \$30,001 - \$40,000 | 2 |
| \$40,001 - \$50,000 | 5 |
| \$50,001 - \$60,000 | 0 |
| \$60,001 - \$70,000 | 1 |
| \$100,000 | 1 |
| \$175,000 | 1 |
| Total Awards | 86 |

**Fiscal Year 2009 Tip Jar Sales
Taverns / Liquor Stores**

| Taverns / Liquor Stores | Jars Sold | Gross Revenue | Gross Profit |
|--|------------------|----------------------|---------------------|
| 10th Inning Inc. / Funkstown Tavern | 266 | \$ 254,860.00 | \$ 46,810.00 |
| 3 Will Boys LLC / Always Ron's Restaurant | 83 | \$ 182,636.00 | \$ 42,396.00 |
| Ahpaid Inc / The New Delmar Inn | 765 | \$ 429,160.00 | \$ 85,992.00 |
| Antietam Tavern-Corner Pub | 570 | \$ 419,400.00 | \$ 75,280.00 |
| ARJB Enterprises Inc. / Castle's Liquors | 121 | \$ 91,040.00 | \$ 16,330.00 |
| Battleview Enterprises Inc. | 31 | \$ 100,663.00 | \$ 24,259.00 |
| Benny's Pub LLC | 413 | \$ 227,976.00 | \$ 46,256.00 |
| Beverages Unlimited / Terrace Liquors | 34 | \$ 21,378.00 | \$ 4,398.00 |
| Binau Enterprises / Old Orchard Liquors | 1,357 | \$ 806,520.00 | \$ 164,887.00 |
| Blarney Stone Ent. LLC / Sunset Tavern | 123 | \$ 78,731.00 | \$ 17,142.00 |
| Burnett LLC / Triangle Restaurant & Lounge | 461 | \$ 292,033.00 | \$ 63,168.00 |
| Captain Benders LLC | 60 | \$ 25,720.00 | \$ 5,835.00 |
| CASS LLC / Starlite Inn | 363 | \$ 278,180.00 | \$ 53,760.00 |
| Central City Liquors Inc. | 955 | \$ 1,355,653.00 | \$ 257,094.00 |
| Chea & Associates / Hub City Liquors | 106 | \$ 149,120.00 | \$ 29,795.00 |
| Creek Side Inn | 25 | \$ 227,772.00 | \$ 48,372.00 |
| Crossroads Bar and Grill LLC | 71 | \$ 50,580.00 | \$ 8,500.00 |
| Crossroads liquors Inc. | 11 | \$ 28,380.00 | \$ 6,643.00 |
| DKP LLC / The Peach Pub | 96 | \$ 56,280.00 | \$ 10,510.00 |
| DRA Liquors LLC / Potomac Discount Liquors | 209 | \$ 108,680.00 | \$ 18,810.00 |
| Fitz Operations Inc. / Roxy Liquors | 96 | \$ 106,370.00 | \$ 25,635.00 |
| Frank Papa / Corner Grill | 214 | \$ 185,436.00 | \$ 30,216.00 |
| Franklin of Washington Co./ B&G's Pub | 575 | \$ 728,940.00 | \$ 94,960.00 |
| Friendly Pub LLC | 147 | \$ 229,140.00 | \$ 32,280.00 |
| Gateway Seafood House Inc. | 55 | \$ 34,650.00 | \$ 7,150.00 |

| Taverns / Liquor Stores | Jars Sold | Gross Revenue | Gross Profit |
|---|------------------|----------------------|---------------------|
| GeGe's Place Inc. | 7 | \$ 4,640.00 | \$ 970.00 |
| Gulsen & Denise Pierpoint / Café Izmir | 68 | \$ 50,212.00 | \$ 9,652.00 |
| Hancock's Town Tavern | 411 | \$ 542,765.00 | \$ 83,510.00 |
| Harman's Tavern | 365 | \$ 465,420.00 | \$ 64,640.00 |
| Hauver Humphrey Inc. / MaLoo's Pub | 145 | \$ 95,700.00 | \$ 18,125.00 |
| Hot Shots Inc. | 83 | \$ 75,328.00 | \$ 15,083.00 |
| J&J of Wash. Co. / Wolfe's Den | 168 | \$ 180,468.00 | \$ 29,093.00 |
| Jamie A. Armstrong / Franco's Café & Lounge | 735 | \$ 1,021,480.00 | \$ 145,245.00 |
| JGT Enterprises, Inc. / C&R Liquors | 8 | \$ 14,266.00 | \$ 2,946.00 |
| Jimmy Joy's Log Cabin Inn | 301 | \$ 162,540.00 | \$ 36,120.00 |
| JRJ Liquors | 187 | \$ 215,454.00 | \$ 37,514.00 |
| K&M Inc. / Dead End Tavern | 667 | \$ 266,800.00 | \$ 50,025.00 |
| Kami E. McEntee / Brew Necessities | 3 | \$ 2,064.00 | \$ 404.00 |
| KDW Management LLC / Side Pockets | 183 | \$ 235,252.00 | \$ 36,665.00 |
| Kessler Family Ent./ Appel Tree Inn | 628 | \$ 347,016.00 | \$ 70,411.00 |
| LAB Liquors / Country Spirits | 28 | \$ 19,149.00 | \$ 4,784.00 |
| Laura Pittsnogle / Mike's Tavern | 156 | \$ 234,000.00 | \$ 29,640.00 |
| Leatherman Enterprises Inc. / D&G Liquors | 95 | \$ 59,460.00 | \$ 11,885.00 |
| Lee Int. Inc. / Oak Ridge Discount Liquors | 100 | \$ 65,252.00 | \$ 11,727.00 |
| Linetty Enterprises / Village Spirits | 64 | \$ 62,672.00 | \$ 16,348.00 |
| Louis L. Thomas / The Yellow House | 462 | \$ 543,335.00 | \$ 85,070.00 |
| Lucktinny Inc. / Clear Spring Liquors | 29 | \$ 25,088.00 | \$ 5,128.00 |
| M F Properties / Stadium Tavern | 491 | \$ 466,390.00 | \$ 77,640.00 |
| Mark D. McNamee / McNamee's Tavern | 51 | \$ 19,724.00 | \$ 5,609.00 |
| Maureen R. Taylor Inc. / Shamrock Inn | 260 | \$ 248,716.00 | \$ 38,531.00 |
| McGee & Hollar / McGee's Tavern | 266 | \$ 134,429.00 | \$ 26,499.00 |
| Merlin's Tavern | 116 | \$ 64,032.00 | \$ 12,992.00 |
| P.D. Harp Ent. / Breakaway II Sports Lounge | 456 | \$ 335,920.00 | \$ 67,740.00 |

| Taverns / Liquor Stores | Jars Sold | Gross Revenue | Gross Profit |
|--|------------------|-------------------------|------------------------|
| Pamala Ingram / Ingram's Tavern | 129 | \$ 92,880.00 | \$ 16,286.00 |
| Pittman's Liquors | 67 | \$ 140,214.00 | \$ 32,621.00 |
| Potomac Liquors Inc. | 149 | \$ 94,680.00 | \$ 17,280.00 |
| R.S.R.R. Inc. / Gabby's Bar & Grill | 4 | \$ 3,970.00 | \$ 720.00 |
| Risky Business Inc. / Shooters | 149 | \$ 115,700.00 | \$ 17,040.00 |
| Robert W. West / Third Base Tavern Inc. | 1,321 | \$ 955,500.00 | \$ 150,200.00 |
| Rocco's Restaurant Inc. | 42 | \$ 35,583.00 | \$ 6,978.00 |
| Ruth A. Thompson / West End Pub | 169 | \$ 149,200.00 | \$ 25,400.00 |
| S&W Company Inc. / Throttles Sports Bar | 126 | \$ 115,080.00 | \$ 18,020.00 |
| Shaff's Pub LLC | 153 | \$ 129,520.00 | \$ 21,660.00 |
| Sky Paradise Inc. / Market Lot Liquors | 267 | \$ 307,700.00 | \$ 47,008.00 |
| The Broad Axe LLC | 32 | \$ 17,664.00 | \$ 3,584.00 |
| TRIC LLC / Leitersburg Hotel | 145 | \$ 149,940.00 | \$ 25,543.00 |
| Turner Dev. Co. / Turner Lanes | 64 | \$ 214,210.00 | \$ 44,805.00 |
| Turner Dev. Co. / Long Meadow Bowl | 9 | \$ 31,404.00 | \$ 6,433.00 |
| Turner Dev. Co. / Southside Bowl | 34 | \$ 98,265.00 | \$ 25,479.00 |
| West Inc. / Cancun Cantina | 291 | \$ 171,640.00 | \$ 37,170.00 |
| Wilham Inc. / Colonial Restaurant and Lounge | 483 | \$ 404,068.00 | \$ 90,178.00 |
| William C. Blair / Downsville General Store | 14 | \$ 30,070.00 | \$ 7,012.00 |
| Willis Baker & Ralph Hammond / Pete's Tavern | 139 | \$ 55,600.00 | \$ 10,425.00 |
| Woodpoint Bar & Grill | 403 | \$ 229,560.00 | \$ 45,300.00 |
| Total | 17,930 | \$ 15,969,318.00 | \$ 2,859,616.00 |

**Fiscal Year 2009 Tip Jar Sales
Clubs / Not-for-Profits**

| Clubs / Not-for-Profit Organization | Jars Sold | Gross Revenue | Gross Profit |
|--|------------------|-------------------------|------------------------|
| American Legion Boonsboro #10 | 2,216 | \$ 2,395,797.00 | \$ 368,339.00 |
| American Legion Aux. #211 - Funkstown | 145 | \$ 76,637.00 | \$ 18,298.00 |
| American Legion - Morris Frock Post #42 | 1,149 | \$ 1,193,870.00 | \$ 162,271.00 |
| American Legion Cascade #239 | 2,069 | \$ 3,202,609.00 | \$ 344,277.00 |
| American Legion Clear Spring #222 | 641 | \$ 566,293.00 | \$ 85,218.00 |
| American Legion Hancock Post #26 | 873 | \$ 624,222.00 | \$ 116,798.00 |
| American Legion Post #211 - Funkstown | 3,157 | \$ 3,282,366.00 | \$ 482,061.00 |
| American Legion Williamsport Post #202 | 1,034 | \$ 1,141,857.00 | \$ 163,497.00 |
| Conococheague Sportsmen's Club | 570 | \$ 164,378.00 | \$ 35,086.00 |
| Fraternal Order of Eagles #694 | 1,031 | \$ 840,425.00 | \$ 151,681.00 |
| Funkstown Rod & Gun Club | 28 | \$ 13,864.00 | \$ 2,944.00 |
| Goodwill Athletic Association Inc. | 1,473 | \$ 1,021,990.00 | \$ 172,641.00 |
| Hagerstown B.P.O. Elks #378 | 2,291 | \$ 1,743,760.00 | \$ 331,165.00 |
| Improved Order of Red Men Tribe #84 | 5,422 | \$ 6,214,597.00 | \$ 892,706.00 |
| Izaak Walton League, Wash. Co. | 84 | \$ 35,580.00 | \$ 8,005.00 |
| Knights of Columbus | 458 | \$ 220,560.00 | \$ 50,510.00 |
| Loyal Order of Moose Lodge #2462 | 1,429 | \$ 756,956.00 | \$ 132,146.00 |
| McClellan Gun Club, Inc. | 96 | \$ 29,009.00 | \$ 5,265.00 |
| North American Rod & Gun Club | 469 | \$ 316,209.00 | \$ 64,254.00 |
| Owls Club | 369 | \$ 179,338.00 | \$ 33,623.00 |
| Potomac Fish & Game Club | 830 | \$ 607,814.00 | \$ 120,144.00 |
| South Mountain Rod & Gun Club | 3,309 | \$ 2,816,523.00 | \$ 403,294.50 |
| St. Maria Goretti | 965 | \$ 352,811.00 | \$ 90,895.25 |
| V.F.W. Post #1936 | 664 | \$ 647,074.00 | \$ 110,449.00 |
| V.F.W. Post #10502 | 170 | \$ 56,921.00 | \$ 15,140.00 |
| Washington County Amvets Post #10 | 2,212 | \$ 2,700,160.00 | \$ 389,578.00 |
| Western Maryland Sportsmen Club | 1,247 | \$ 775,829.00 | \$ 138,207.00 |
| Total | 34,401 | \$ 31,977,449.00 | \$ 4,888,492.75 |

**Fiscal Year 2009 Tip Jar Sales
Fire & Rescue Companies**

| Company | Jars Sold | Gross Revenue | Gross Profit |
|--|------------------|------------------------|------------------------|
| Antietam Fire Company | 19 | \$ 7,907.00 | \$ 1,938.00 |
| Clear Spring Volunteer Fire Co. | 1,484 | \$ 841,913.00 | \$ 208,994.00 |
| Community Volunteer Fire Co. | 93 | \$ 85,070.00 | \$ 15,590.00 |
| First Hose Fire Company of Boonsboro | 150 | \$ 31,986.00 | \$ 8,680.00 |
| Funkstown Volunteer Fire Co. | 636 | \$ 304,936.00 | \$ 64,649.00 |
| Halfway Volunteer Fire Department | 1,154 | \$ 2,053,978.00 | \$ 500,977.00 |
| Hancock Fire Company, Inc. | 413 | \$ 206,454.00 | \$ 50,680.50 |
| Maugansville Goodwill Volunteer Fire Co. | 656 | \$ 309,307.00 | \$ 66,895.00 |
| Potomac Valley Fire Company Inc. | 147 | \$ 80,003.00 | \$ 16,193.00 |
| Smithsburg Volunteer Fire Co. | 155 | \$ 84,388.00 | \$ 20,326.00 |
| Western Enterprises Fire Company #4 | 812 | \$ 497,437.00 | \$ 105,429.00 |
| Williamsport Volunteer Fire Co. | 96 | \$ 95,005.00 | \$ 20,244.00 |
| Total | 5,815 | \$ 4,598,384.00 | \$ 1,080,595.50 |

**Fiscal Year 2009 Tip Jar Sales
Temporary Tip Jar Operators**

| Organization | Jars Sold | Gross Revenue | Gross Profit |
|-----------------------------------|------------------|----------------------|---------------------|
| Ali Ghan Shrine | 4 | \$ 3,960.00 | \$ 1,200.00 |
| Alsatia Club Foundation | 22 | \$ 13,281.00 | \$ 3,065.00 |
| American Legion Post 211 Baseball | 29 | \$ 17,147.00 | \$ 3,922.00 |
| American Red Cross | 5 | \$ 3,842.00 | \$ 795.00 |
| Antietam Bassmasters | 24 | \$ 9,126.00 | \$ 2,398.00 |
| Arc Of Washington County | 43 | \$ 28,635.00 | \$ 6,122.00 |
| Boonsboro Ambulance & Rescue | 91 | \$ 81,495.00 | \$ 20,362.00 |
| Boonsboro Athletic Boosters, Inc. | 19 | \$ 9,333.00 | \$ 2,173.00 |
| C.S.H.S. Band Boosters | 13 | \$ 5,777.00 | \$ 1,495.00 |
| Cheer Universe Allstars | 10 | \$ 6,022.00 | \$ 1,487.00 |
| Clear Spring A.L. Aux. Unit 222 | 11 | \$ 3,960.00 | \$ 935.00 |
| Clear Spring Little League | 32 | \$ 24,750.00 | \$ 5,276.00 |
| Clopper Michael Unit 10 | 20 | \$ 13,564.00 | \$ 2,820.00 |
| Conococheague Little League | 28 | \$ 17,688.00 | \$ 4,503.00 |
| District 12 Ruritan | 14 | \$ 11,250.00 | \$ 2,140.00 |
| E. Russell Hicks Band Boosters | 9 | \$ 5,852.00 | \$ 1,290.00 |
| Funkstown Lions Club | 30 | \$ 12,600.00 | \$ 2,850.00 |
| Girls Inc. Of Washington County | 47 | \$ 31,137.00 | \$ 7,082.00 |
| H.A.P.A.L. Outlaws Allstars | 39 | \$ 25,425.00 | \$ 5,675.00 |
| H.A.P.A.L. Wrestling | 10 | \$ 10,620.00 | \$ 1,835.00 |
| Habitat For Humanity | 26 | \$ 16,940.00 | \$ 4,200.00 |
| Hagerstown Children's School | 8 | \$ 3,092.00 | \$ 822.00 |
| Hagerstown Colt League | 25 | \$ 18,276.00 | \$ 3,446.00 |
| Hagerstown Day Nursery, Inc. | 7 | \$ 7,712.00 | \$ 1,848.00 |
| Hagerstown Fairground Softball | 12 | \$ 7,516.00 | \$ 1,695.00 |
| Hagerstown Lions Club | 21 | \$ 17,236.00 | \$ 3,668.00 |
| Hagerstown Police Athletic League | 13 | \$ 11,900.00 | \$ 2,470.00 |
| Hagerstown Pony League, Inc. | 27 | \$ 31,676.00 | \$ 6,935.00 |
| Hagerstown Rotary Club | 43 | \$ 23,388.00 | \$ 5,168.00 |
| Hagerstown Soccer Club | 13 | \$ 7,855.00 | \$ 1,800.00 |
| Hagerstown Youth Soccer Club | 23 | \$ 12,180.00 | \$ 2,455.00 |

| Organization | Jars Sold | Gross Revenue | Gross Profit |
|----------------------------------|------------------|----------------------|---------------------|
| Hancock Band Boosters | 8 | \$ 2,168.00 | \$ 572.00 |
| Hancock Rescue Squad | 7 | \$ 3,431.00 | \$ 826.00 |
| HCC Hawk Booster Club | 22 | \$ 16,114.00 | \$ 3,604.00 |
| HCC Volleyball / Boosters Club | 25 | \$ 18,366.00 | \$ 4,166.00 |
| IAFF Local 1605 Foundation | 244 | \$ 562,460.00 | \$ 137,326.00 |
| Jaycees Of Hagerstown | 15 | \$ 10,411.00 | \$ 2,486.00 |
| Keedysville Ruritan Club | 35 | \$ 17,820.00 | \$ 4,027.00 |
| Kiwanis Club Of Hagerstown | 10 | \$ 8,780.00 | \$ 2,091.00 |
| Leitersburg V.F.C., Inc. | 19 | \$ 7,205.00 | \$ 1,601.00 |
| Little League Of Halfway | 37 | \$ 23,435.00 | \$ 4,845.00 |
| Longmeadow V.F.C. | 30 | \$ 16,696.00 | \$ 3,881.00 |
| MIHI, Inc. | 16 | \$ 15,102.00 | \$ 3,097.00 |
| N.H.H.S. Athletic Boosters | 29 | \$ 23,641.00 | \$ 4,800.00 |
| N.H.H.S. Band Boosters | 18 | \$ 11,685.00 | \$ 2,623.00 |
| New Beginnings Church | 15 | \$ 5,399.00 | \$ 1,607.00 |
| North Hagerstown Lions Club | 7 | \$ 3,087.00 | \$ 749.00 |
| One Mountain Foundation | 2 | \$ 1,500.00 | \$ 300.00 |
| Pangborn Elementary PTA | 12 | \$ 6,473.00 | \$ 1,381.00 |
| Parent-Child Center | 187 | \$ 73,613.00 | \$ 16,471.00 |
| Pleasant Valley Ruritan | 9 | \$ 5,860.00 | \$ 1,323.00 |
| Pythian Sisters Of Maryland | 15 | \$ 9,197.00 | \$ 1,972.00 |
| Rad Tech Club | 13 | \$ 8,273.00 | \$ 1,723.00 |
| S.A.L. Squad 10 Boonsboro | 71 | \$ 52,428.00 | \$ 8,948.00 |
| S.A.L. Squad 222 Clear Spring | 18 | \$ 19,440.00 | \$ 3,200.00 |
| S.H.H.S. Band Boosters | 9 | \$ 3,701.00 | \$ 961.00 |
| Senior Living Alternatives, Inc. | 9 | \$ 9,186.00 | \$ 1,938.00 |
| Sharpsburg Area E.M.S. | 32 | \$ 14,674.00 | \$ 3,088.00 |
| Sharpsburg Little League | 45 | \$ 25,879.00 | \$ 5,244.00 |
| Smithsburg Little Sluggers | 16 | \$ 7,520.00 | \$ 1,650.00 |
| Sons Of The A.L. Clear Spring | 21 | \$ 15,090.00 | \$ 2,820.00 |
| Sons Of The A.L. Squad 10 | 106 | \$ 72,212.00 | \$ 12,587.00 |
| Soroptimist Club Of Hagerstown | 53 | \$ 41,132.00 | \$ 7,938.00 |
| South Mountain Little League | 11 | \$ 7,740.00 | \$ 1,761.00 |
| St. Ann Catholic Church | 7 | \$ 3,378.00 | \$ 718.00 |

| Organization | Jars Sold | Gross Revenue | Gross Profit |
|--|------------------|------------------------|----------------------|
| St. Joseph Catholic Church | 19 | \$ 8,420.00 | \$ 1,690.00 |
| St. Marks Episcopal Church | 7 | \$ 4,400.00 | \$ 1,028.00 |
| St. Thomas Episcopal Church | 4 | \$ 2,710.00 | \$ 588.00 |
| Thomas Pangborn Lodge 88 F.O.P. | 98 | \$ 44,814.00 | \$ 11,282.00 |
| Tonoloway Rod & Gun Club | 68 | \$ 31,970.00 | \$ 7,405.00 |
| Trinity Reformed United Church Of Christ | 5 | \$ 3,460.00 | \$ 794.00 |
| Voiture Locale 651 AM LG 4018 | 5 | \$ 2,172.00 | \$ 432.00 |
| Washington Co. Community Action Council | 14 | \$ 7,960.00 | \$ 1,708.00 |
| Washington Co. Jr. Football League | 24 | \$ 17,808.00 | \$ 4,175.00 |
| Washington Co. Jr. Girls Volleyball | 22 | \$ 12,288.00 | \$ 2,648.00 |
| Washington Co. Show Kids, Inc. | 21 | \$ 13,263.00 | \$ 2,748.00 |
| Washington Co. Sports Hall Of Fame | 3 | \$ 990.00 | \$ 240.00 |
| West End Little League | 4 | \$ 2,190.00 | \$ 490.00 |
| Western Heights PTSA | 5 | \$ 3,800.00 | \$ 890.00 |
| Williamsport Band Boosters, Inc. | 33 | \$ 19,522.00 | \$ 4,438.00 |
| Williamsport Community Band | 15 | \$ 7,049.00 | \$ 1,524.00 |
| Williamsport H.S. Show Choir | 8 | \$ 5,136.00 | \$ 1,254.00 |
| Williamsport Lions Club | 14 | \$ 9,136.00 | \$ 1,926.00 |
| Williamsport Wildcat Athletic Booster | 28 | \$ 21,450.00 | \$ 4,505.00 |
| Williamsport Wrestling Club, Inc. | 22 | \$ 15,510.00 | \$ 3,218.00 |
| Totals | 2310 | \$ 1,850,379.00 | \$ 417,239.00 |