

Washington County Gaming Office



Fiscal Year 2007 Charitable Gaming Report

Submitted:
September 1, 2007
James B. Hovis
Director

Fiscal Year 2007 Charitable Gaming Report Washington County, Maryland

Overview

Charitable gaming in Washington County continued to meet the funding needs of 75 Washington County charitable organizations in fiscal year 2007. On August 7, 2007, the Washington County Gaming Commission announced the distribution of \$2,935,931.90 to 74 local charitable organizations and the Washington County Volunteer Fire and Rescue Association. This year's total represents an increase of 1.75% over the fiscal year 2006, distribution.

Maryland State Statute requires that 50% of the Gaming Fund revenues be distributed to the Washington County Fire and Rescue Association. This year the Association received \$1,467,965.95 from the Gaming Fund. The remaining \$1,467,965.95 was distributed to 74 local charitable organizations. In May of 2007, the Gaming Commission received 128 applications for funding from 99 separate organizations. Of those 128 applications, 89 received either full or partial funding. There were 32 applications that received full funding.

In fiscal year 2007, a total of 80,387 tip jars were sold. This figure represents a 6.8% decrease in sales when compared to FY2006. The Gross Revenue reported for FY2007, was \$71,704,762. This figure represents a decrease of 1.7% when compared to FY2006. The gross profit from the sale of tip jars reported during FY2007 was \$12,257,886.47. This figure represents a 1.2% decrease when compared to FY2006. These figures show that while the number of tip jars sold continue to decrease at a sizable rate, the gross revenues and gross profits only realized a slight decrease. This can be attributed to the fact that the size or ticket count of the tip jars sold continues to increase. This results in higher revenues and profits, which in turn directly affects gaming fund revenues. It is important to understand why the gaming fund revenues increased 1.75% while the gross profit decreased 1.2%. This can be explained by examining the type of tip jars that were sold during the fiscal year. By regulation, if a tip board or punchboard has a gross profit of \$50.00 or less there is no gaming fund tax due. The fact that the gaming fund revenues increased while the gross profit decreased would be an indication that less tip boards and punchboards are being sold.

When analyzing the figures for FY2007, it is important to consider that the operators do not retain the reported gross revenue. The gross revenue is best defined as the amount of money that has been wagered. The vast majority of the money wagered is returned to the customer when they present "winning numbers" to the operator. In fiscal year 2007, 83% or \$59,446,875.53 of the money wagered was returned to the customer.

It is also important to consider that the tip jar operator does not retain the entire amount of the gross profit listed. From the total gross profit you must deduct the operator's contribution to the Washington County Gaming Fund. Not for profit clubs contribute 15%, and "for-profit" establishments such as taverns and liquor stores contribute 50% of their gross profits to the fund. You must also deduct the cost of the tip jar packet from the gross profit to calculate the operator's net proceeds. Temporary license holders and fire/rescue departments do not contribute to the Gaming Fund. They retain the entire gross profit, less the cost of the tip jar packet.

In fiscal year 2007, the Washington County Gaming Office continued to protect the integrity of Washington County Gaming through regular inspections, strict regulation, and enforcement of charitable gaming laws. All tip jar operators are inspected on a regular unannounced basis. Every complaint received by the Gaming Office is investigated and civil penalties are issued for both minor and serious infractions.

Since the conception of regulated tip jar gaming in 1995 the Washington County Gaming Commission has distributed more than 34.9 million dollars to charitable organizations. The organizations that receive these funds provide vital services to the community and citizens of Washington County.

Respectfully Submitted,

James B. Hovis
Director, Washington County Gaming Office



	FY2007			FY2006			FY2005		
	JARS SOLD	GROSS SALES	GROSS PROFIT**	JARS SOLD	GROSS SALES	GROSS PROFIT	JARS SOLD	GROSS SALES	GROSS PROFIT
CLUBS	46,430	\$42,264,850.00	\$6,752,247.47	48,988	\$42,899,306.00	\$6,844,936.75	52,065	\$41,968,274.00	\$7,084,141.00
TAVERNS	24,977	\$21,792,453.00	\$3,752,113.00	26,304	\$21,417,765.00	\$3,699,268.00	27,289	\$21,559,479.00	\$3,742,706.00
FIRE & RESCUE	6,216	\$5,551,304.00	\$1,305,721.00	7,785	\$6,216,519.00	\$1,395,437.00	7,789	\$5,604,511.00	\$1,332,381.00
TEMPORARY *	2,764	\$2,096,155.00	\$447,805.00	3,152	\$2,388,172.00	\$460,452.00	3,258	\$1,884,868.00	\$406,332.00
TOTALS	80,387	\$71,704,762.00	\$12,257,886.47	86,229	\$72,921,762.00	\$12,400,093.75	90,401	\$71,017,132.00	\$12,565,560.00

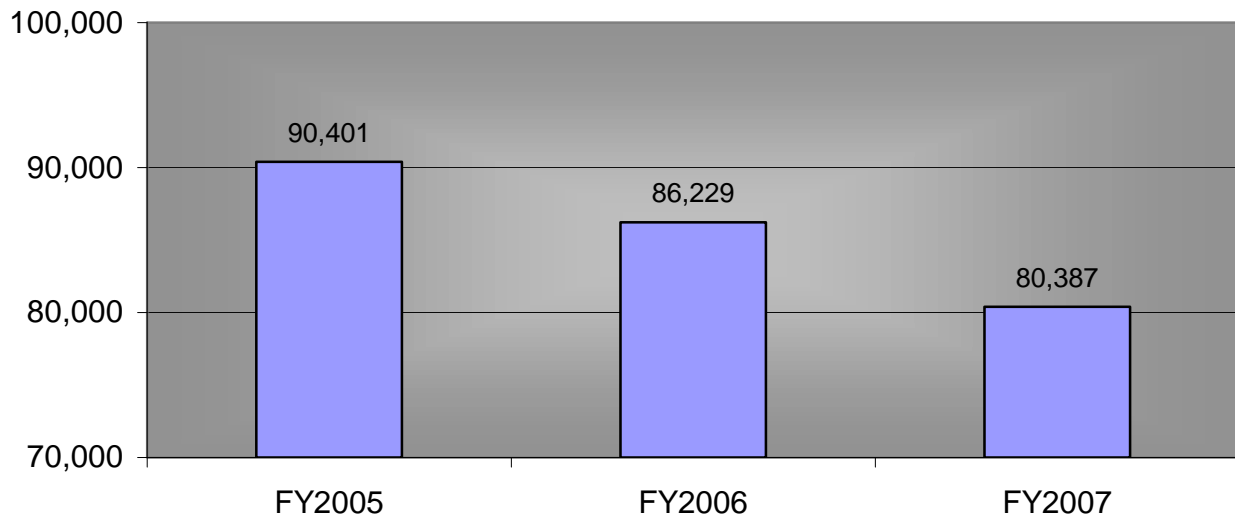
* Note: A temporary license may be issued to a bona fide charitable organization, which is otherwise eligible, which desires to raise money for an exclusively charitable, athletic, or educational purpose which meets the requirements for a charitable contribution under section 170(c) of the Internal Revenue Code.

** Note: Gross Profit is the amount left after payouts. Does not include operating costs or cost of the jar.

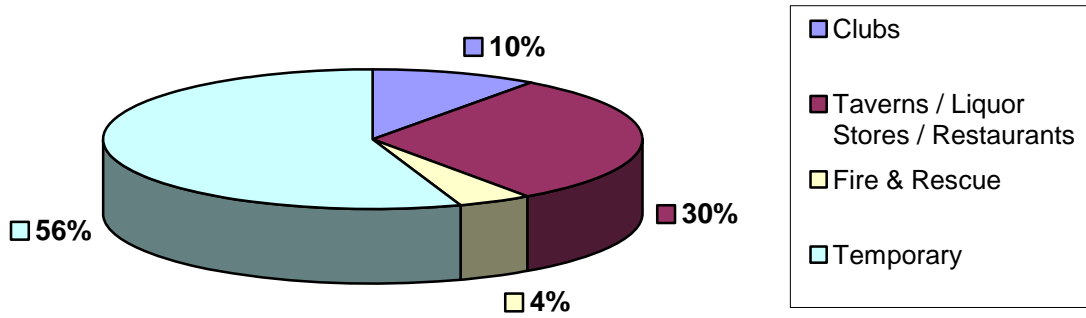
TOTAL NUMBER OF JARS SOLD FY2005 THROUGH FY2007



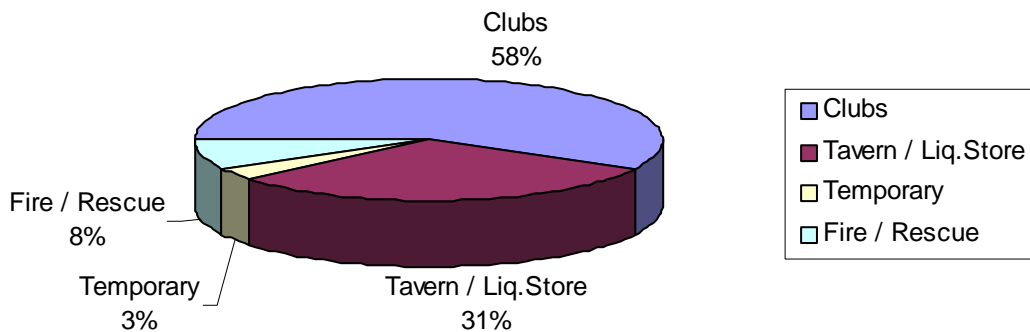
TOTAL NUMBER OF JARS SOLD FY2005 THROUGH FY2007



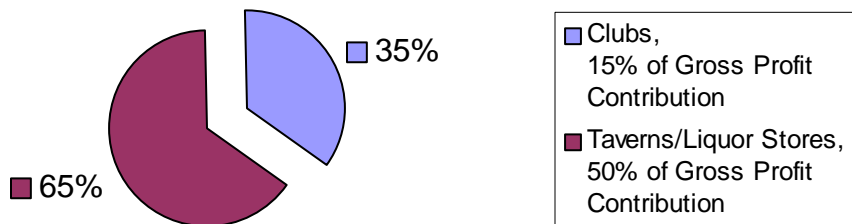
FY2007 Licensed Tip Jar Operators by Type



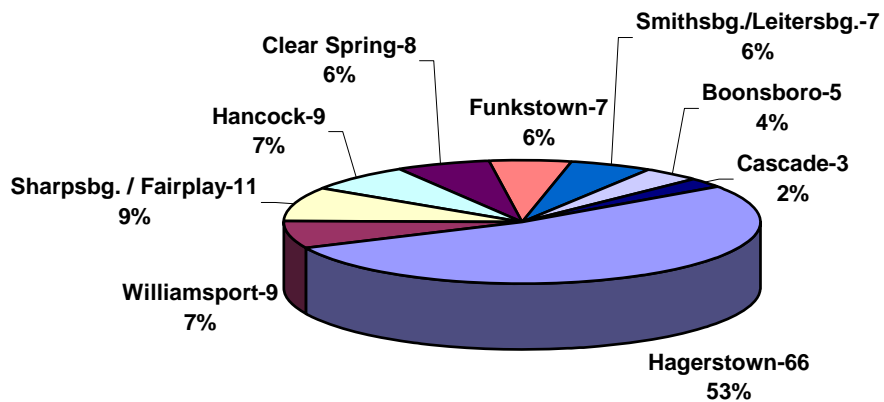
**FY2007
Total Jars Sold**



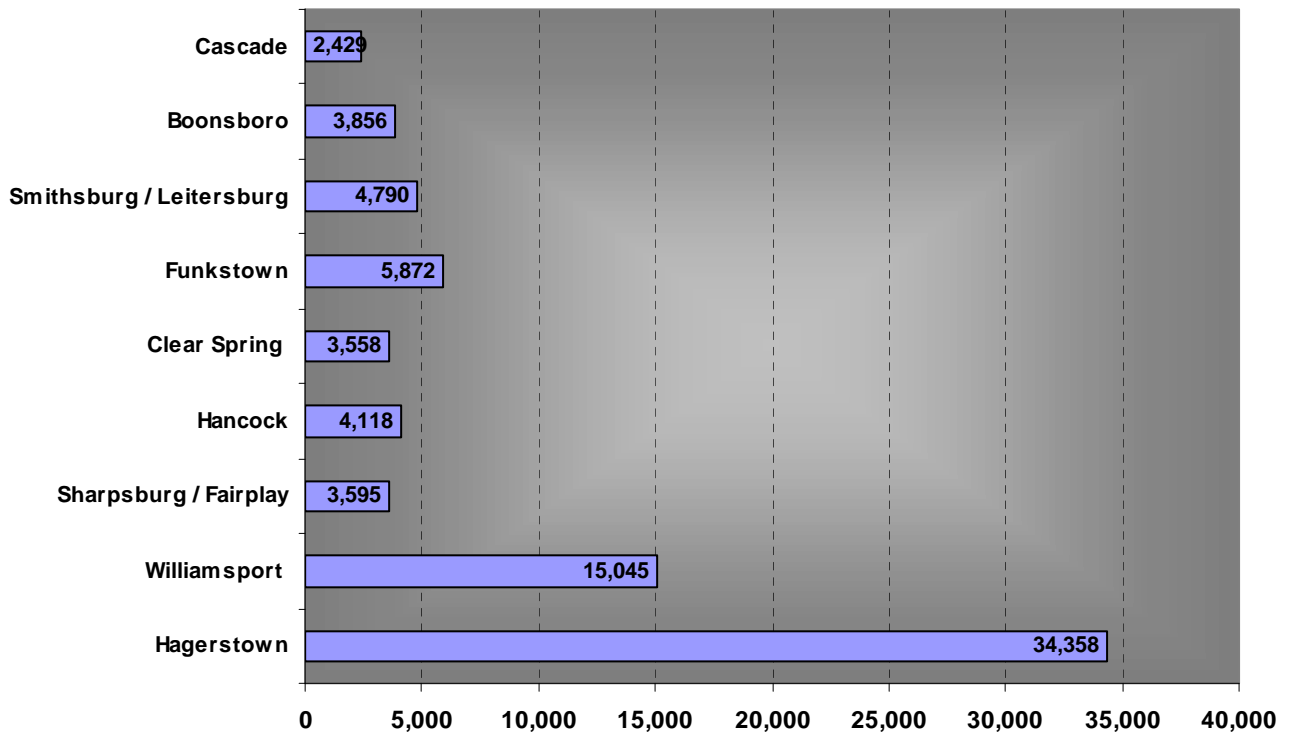
Gaming Fund Contributions FY2007



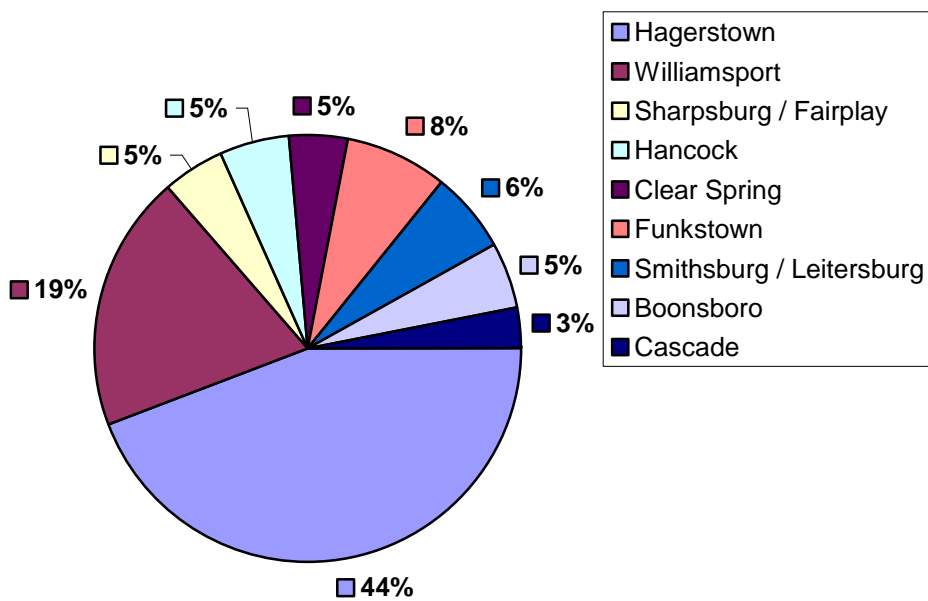
FY2007 Tip Jar Operators by Region



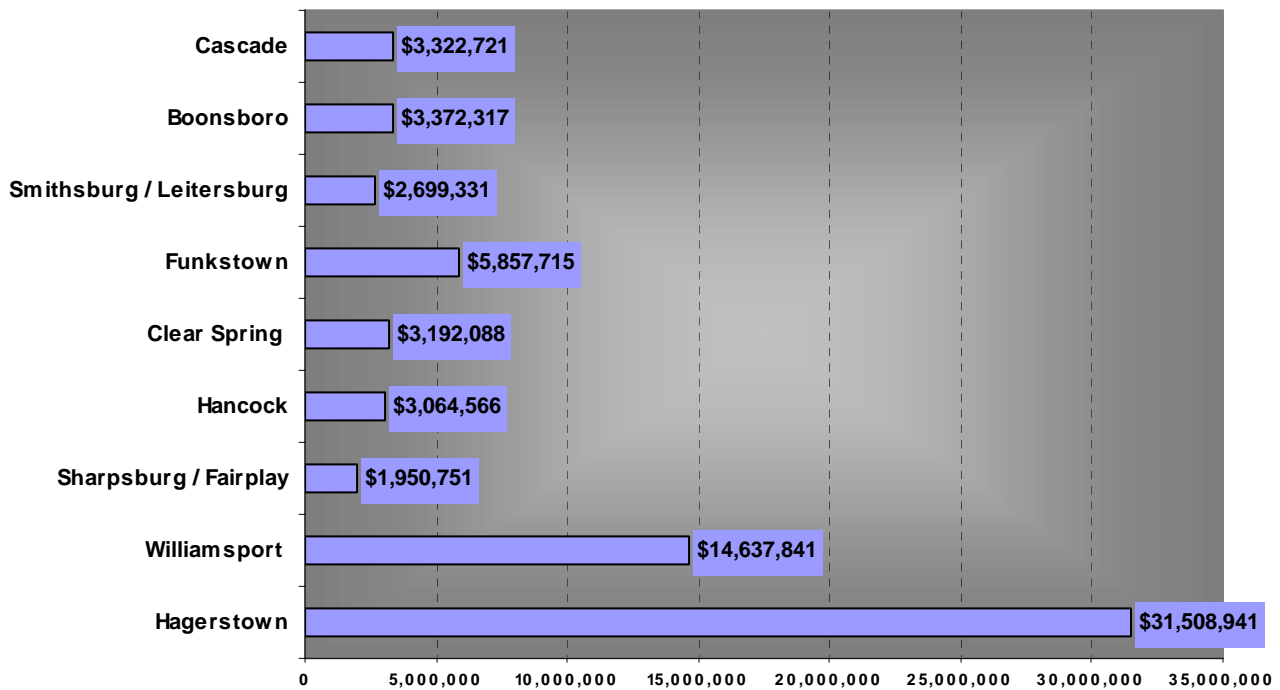
**FY2007 Tip Jars Sold By Region
(Excluding temporary operator sales)**



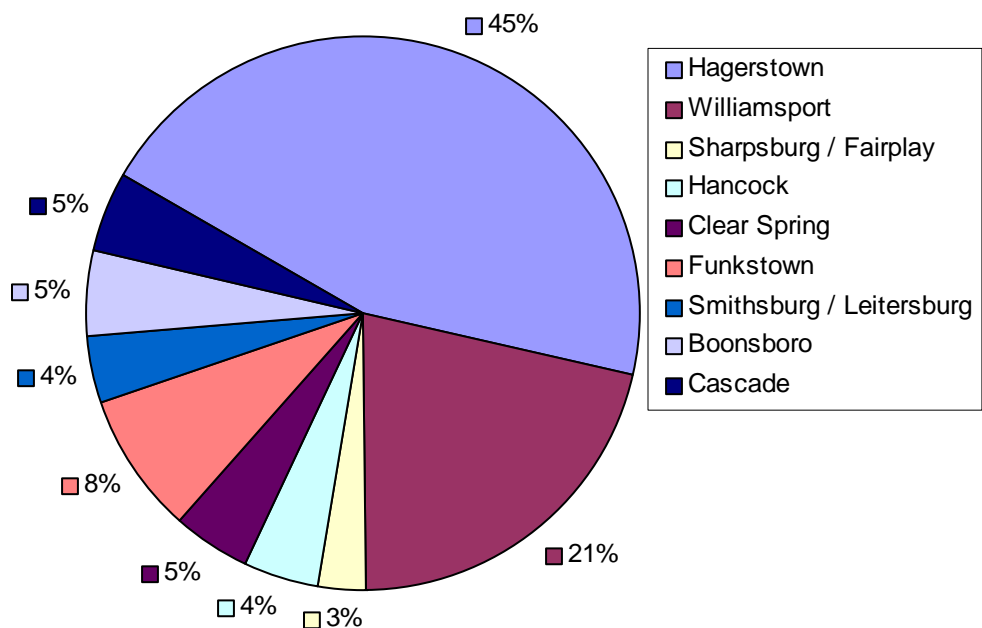
**FY2007 Tip Jars Sold by Region
(Excluding temporary operator sales)**



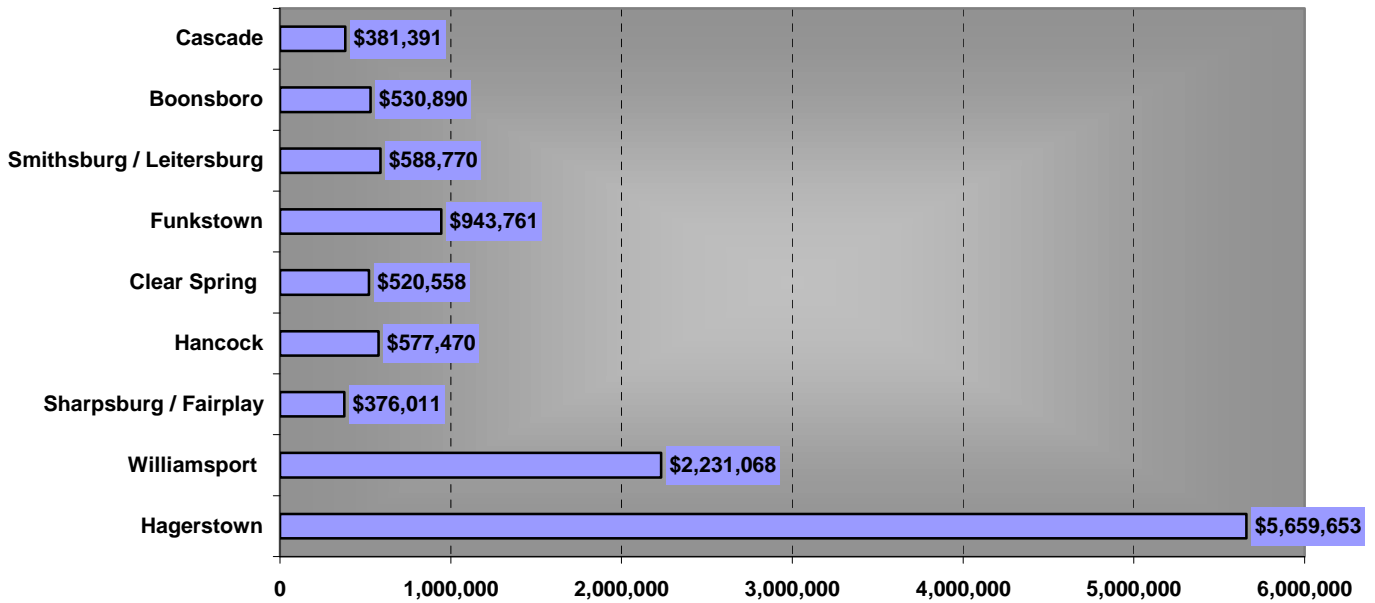
FY2007 Tip Jar Gross Revenue by Region (Excluding temporary operator sales)



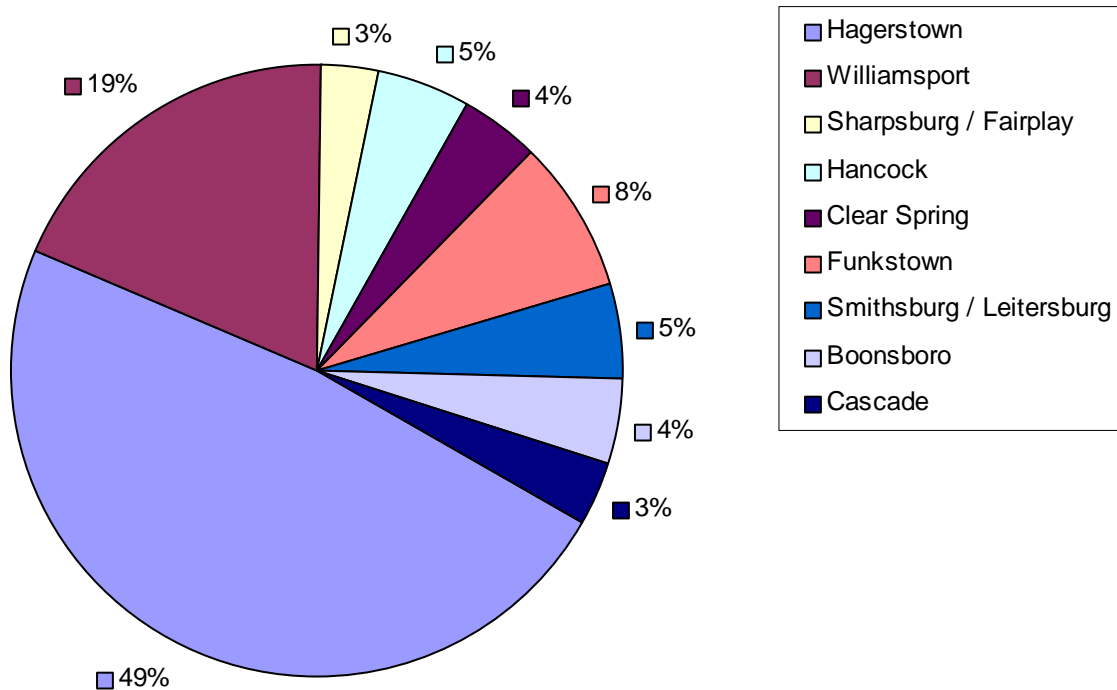
FY2007 Tip Jar Gross Revenue by Region (Excluding temporary operator sales)



**FY2007 Tip Jar Gross Profit by Region
(Excluding temp. operator sales)**



**FY2007 Tip Jar Gross Profit by Region
(Excluding temporary operator sales)**



Taverns, Liquor Stores Sales / Listed in Order of "Jars Sold"

Business	Jars Sold	Gross Revenue	Gross Profit
Third Base Tavern Inc.	1,920	\$1,152,000.00	\$192,000.00
Old Orchard Liquors	1,398	\$859,290.00	\$159,648.00
Central City Liquors	1,293	\$1,497,430.00	\$237,891.00
Kessler Family Ent./ Appel Tree Inn	904	\$498,920.00	\$102,460.00
Franco's Café & Lounge	851	\$1,183,912.00	\$160,452.00
New Delmar Inn	816	\$453,240.00	\$91,590.00
Antietam Tavern-Corner Pub	766	\$512,040.00	\$101,210.00
K&M Inc. / Dead End Tavern	764	\$305,600.00	\$57,300.00
B&G's Pub/ Franklin of Washington Co.	737	\$943,020.00	\$122,975.00
Wilham Inc/Colonial Restaurant and Lounge	713	\$515,007.00	\$110,106.00
The Yellow House	647	\$716,216.00	\$103,256.00
Woodpoint Bar & Grill	644	\$334,880.00	\$64,400.00
Hancock's Town Tavern	630	\$822,990.00	\$124,995.00
CASS LLC / Starlite Inn	587	\$517,112.00	\$90,116.00
Harman's Tavern	563	\$685,740.00	\$96,300.00
Stadium Tavern	561	\$525,660.00	\$83,540.00
OTK Corp / Market Lot Liquors	531	\$608,326.00	\$91,921.00
Corner Grill	512	\$450,348.00	\$72,848.00
McGee & Hollar / McGee's Tavern	497	\$280,922.00	\$53,742.00
10th Inning Funkstown Tavern	427	\$410,180.00	\$77,380.00
Mike's Tavern	420	\$630,000.00	\$79,890.00
Jimmy Joy's Log Cabin Inn	390	\$210,624.00	\$46,784.00
Breakaway II Sports Lounge/PD Harp Ent	385	\$265,850.00	\$54,050.00
KDW Management LLC/ Side Pockets	357	\$377,811.00	\$59,121.00
Lucktinny Inc. / Oak Ridge liquors	323	\$248,054.00	\$48,979.00
Shamrock Inn	316	\$407,090.00	\$73,130.00
Merlins Tavern	309	\$170,532.00	\$34,647.00
Crossroads Bar and Grill LLC	290	\$178,138.00	\$32,493.00
S&W Company Inc./ Throttles Sports Bar	290	\$306,656.00	\$46,071.00
Leitersburg Hotel / TRIC LLC	268	\$204,940.00	\$38,610.00
Shooters / Risky Business	261	\$188,000.00	\$28,315.00
Sunset Tavern	247	\$154,622.00	\$32,452.00
JRJ Liquors	243	\$272,393.00	\$48,673.00
Hub City Liquors	236	\$317,459.00	\$63,994.00
Creekside Inn	225	\$337,500.00	\$45,000.00
J&J of Wash. Co. / Wolfes Den	221	\$190,740.00	\$29,105.00
Always Rons Restaurant	214	\$418,706.00	\$98,141.00
McNamee's Tavern	198	\$162,920.00	\$24,720.00
Castle's Liquors	194	\$151,373.00	\$26,233.00
MaLoo's Pub	182	\$120,060.00	\$22,780.00
Pete's Tavern	169	\$84,680.00	\$14,880.00
Pittman's Liquors	168	\$231,230.00	\$51,405.00
Fitz Operations Inc / Roxy Liquors	167	\$166,482.00	\$35,427.00
Lee Int. Inc./ Oak Ridge Discount Liquors	167	\$131,290.00	\$26,870.00
Mills Enterprises	164	\$227,300.00	\$29,205.00
Gateway Seafood House	160	\$102,400.00	\$21,600.00
Sportsman's Club #73	147	\$95,313.00	\$20,668.00
Captain Benders LLC	134	\$57,360.00	\$12,835.00
Chocolate Park	133	\$73,241.00	\$14,721.00
West End Pub	132	\$131,330.00	\$23,300.00
Potomac Liquors	117	\$69,798.00	\$13,970.00
Village Spirits	96	\$95,781.00	\$23,421.00

Café Izmir	93	\$69,986.00	\$11,521.00
Hayloft Tavern	87	\$67,021.00	\$15,826.00
Hot Shots Tavern	84	\$55,720.00	\$13,185.00
D&G Liquors	82	\$60,457.00	\$13,104.00
The Broad Axe LLC	79	\$43,608.00	\$8,848.00
Beaver Creek Country Club	69	\$49,150.00	\$9,310.00
Lauren's Tavern	67	\$62,200.00	\$11,065.00
The Water'in Hole	64	\$39,162.00	\$8,697.00
Benny's Pub LLC	48	\$27,444.00	\$5,464.00
Battleview Enterprises Inc.	46	\$154,042.00	\$33,662.00
Camryn's Tavern	45	\$32,368.00	\$7,028.00
Country Spirits LLC	45	\$35,052.00	\$8,002.00
Chasers Bar & Grill	40	\$30,076.00	\$6,871.00
Turner Dev. Co./ Southside Bowl	37	\$127,320.00	\$24,078.00
Breakaways Sports Lounge / Adoni	35	\$22,400.00	\$4,725.00
Terrace Liquors	34	\$21,906.00	\$4,796.00
Downsville General Store	29	\$44,780.00	\$3,875.00
Burhans Station	27	\$31,440.00	\$5,085.00
Cavetown Liquors LLC	23	\$52,940.00	\$12,130.00
Chumpenn Int. / Universal Liquors	20	\$15,814.00	\$3,624.00
Ingrams Store	17	\$6,970.00	\$1,700.00
Stingers Sports Pub & Grill	17	\$6,852.00	\$1,727.00
Short Stop Tavern	14	\$10,920.00	\$2,170.00
Turner Dev. Co./ Long Meadow Bowl	14	\$44,332.00	\$9,162.00
Hagerstown Bar & Grill	12	\$6,567.00	\$1,422.00
DeCourcy's Pub LLC	11	\$5,316.00	\$1,166.00
Crossroads Liquors Inc.	6	\$21,030.00	\$4,520.00
Shaff's Pub	5	\$4,800.00	\$760.00
Roccos Restaurant Inc.	3	\$1,656.00	\$336.00
Forty West Lounge / Robert L. Bartles	2	\$1,450.00	\$325.00

Taverns, Liquor Stores Sales / Listed in Order of "Gross Revenue"

Business	Jars Sold	Gross Revenue	Gross Profit
Central City Liquors	1,293	\$1,497,430.00	\$237,891.00
Franco's Café & Lounge	851	\$1,183,912.00	\$160,452.00
Third Base Tavern Inc.	1,920	\$1,152,000.00	\$192,000.00
B&G's Pub/ Franklin of Washington Co.	737	\$943,020.00	\$122,975.00
Old Orchard Liquors	1,398	\$859,290.00	\$159,648.00
Hancock's Town Tavern	630	\$822,990.00	\$124,995.00
The Yellow House	647	\$716,216.00	\$103,256.00
Harman's Tavern	563	\$685,740.00	\$96,300.00
Mike's Tavern	420	\$630,000.00	\$79,890.00
OTK Corp / Market Lot Liquors	531	\$608,326.00	\$91,921.00
Stadium Tavern	561	\$525,660.00	\$83,540.00
CASS LLC / Starlite Inn	587	\$517,112.00	\$90,116.00
Wilham Inc/Colonial Restaurant and Lounge	713	\$515,007.00	\$110,106.00
Antietam Tavern-Corner Pub	766	\$512,040.00	\$101,210.00
Kessler Family Ent./ Appel Tree Inn	904	\$498,920.00	\$102,460.00
New Delmar Inn	816	\$453,240.00	\$91,590.00
Corner Grill	512	\$450,348.00	\$72,848.00
Always Rons Restaurant	214	\$418,706.00	\$98,141.00
10th Inning Funkstown Tavern	427	\$410,180.00	\$77,380.00
Shamrock Inn	316	\$407,090.00	\$73,130.00
KDW Management LLC/ Side Pockets	357	\$377,811.00	\$59,121.00
Creekside Inn	225	\$337,500.00	\$45,000.00
Woodpoint Bar & Grill	644	\$334,880.00	\$64,400.00
Hub City Liquors	236	\$317,459.00	\$63,994.00
S&W Company Inc./ Throttles Sports Bar	290	\$306,656.00	\$46,071.00
K&M Inc. / Dead End Tavern	764	\$305,600.00	\$57,300.00
McGee & Hollar / McGee's Tavern	497	\$280,922.00	\$53,742.00
JRJ Liquors	243	\$272,393.00	\$48,673.00
Breakaway II Sports Lounge/PD Harp Ent	385	\$265,850.00	\$54,050.00
Lucktinny Inc. / Oak Ridge liquors	323	\$248,054.00	\$48,979.00
Pittman's Liquors	168	\$231,230.00	\$51,405.00
Mills Enterprises	164	\$227,300.00	\$29,205.00
Jimmy Joy's Log Cabin Inn	390	\$210,624.00	\$46,784.00
Leitersburg Hotel / TRIC LLC	268	\$204,940.00	\$38,610.00
J&J of Wash. Co. / Wolfes Den	221	\$190,740.00	\$29,105.00
Shooters / Risky Business	261	\$188,000.00	\$28,315.00
Crossroads Bar and Grill LLC	290	\$178,138.00	\$32,493.00
Merlins Tavern	309	\$170,532.00	\$34,647.00
Fitz Operations Inc / Roxy Liquors	167	\$166,482.00	\$35,427.00
McNamee's Tavern	198	\$162,920.00	\$24,720.00
Sunset Tavern	247	\$154,622.00	\$32,452.00
Battleview Enterprises Inc.	46	\$154,042.00	\$33,662.00
Castle's Liquors	194	\$151,373.00	\$26,233.00
West End Pub	132	\$131,330.00	\$23,300.00
Lee Int. Inc./ Oak Ridge Discount Liquors	167	\$131,290.00	\$26,870.00
Turner Dev. Co./ Southside Bowl	37	\$127,320.00	\$24,078.00
MaLoo's Pub	182	\$120,060.00	\$22,780.00
Gateway Seafood House	160	\$102,400.00	\$21,600.00
Village Spirits	96	\$95,781.00	\$23,421.00
Sportsman's Club #73	147	\$95,313.00	\$20,668.00
Pete's Tavern	169	\$84,680.00	\$14,880.00
Chocolate Park	133	\$73,241.00	\$14,721.00

Café Izmir	93	\$69,986.00	\$11,521.00
Potomac Liquors	117	\$69,798.00	\$13,970.00
Hayloft Tavern	87	\$67,021.00	\$15,826.00
Lauren's Tavern	67	\$62,200.00	\$11,065.00
D&G Liquors	82	\$60,457.00	\$13,104.00
Captain Benders LLC	134	\$57,360.00	\$12,835.00
Hot Shots Tavern	84	\$55,720.00	\$13,185.00
Cavetown Liquors LLC	23	\$52,940.00	\$12,130.00
Beaver Creek Country Club	69	\$49,150.00	\$9,310.00
Downsville General Store	29	\$44,780.00	\$3,875.00
Turner Dev. Co./ Long Meadow Bowl	14	\$44,332.00	\$9,162.00
The Broad Axe LLC	79	\$43,608.00	\$8,848.00
The Water'in Hole	64	\$39,162.00	\$8,697.00
Country Spirits LLC	45	\$35,052.00	\$8,002.00
Camryn's Tavern	45	\$32,368.00	\$7,028.00
Burhans Station	27	\$31,440.00	\$5,085.00
Chasers Bar & Grill	40	\$30,076.00	\$6,871.00
Benny's Pub LLC	48	\$27,444.00	\$5,464.00
Breakaways Sports Lounge / Adoni	35	\$22,400.00	\$4,725.00
Terrace Liquors	34	\$21,906.00	\$4,796.00
Crossroads Liquors Inc.	6	\$21,030.00	\$4,520.00
Chumpenn Int. / Universal Liquors	20	\$15,814.00	\$3,624.00
Short Stop Tavern	14	\$10,920.00	\$2,170.00
Ingrams Store	17	\$6,970.00	\$1,700.00
Stingers Sports Pub & Grill	17	\$6,852.00	\$1,727.00
Hagerstown Bar & Grill	12	\$6,567.00	\$1,422.00
DeCourcy's Pub LLC	11	\$5,316.00	\$1,166.00
Shaff's Pub	5	\$4,800.00	\$760.00
Roccas Restaurant Inc.	3	\$1,656.00	\$336.00
Forty West Lounge / Robert L. Bartles	2	\$1,450.00	\$325.00

Taverns, Liquor Stores Sales / Listed in Order of "Gross Profit"

Business	Jars Sold	Gross Revenue	Gross Profit
Central City Liquors	1,293	\$1,497,430.00	\$237,891.00
Third Base Tavern Inc.	1,920	\$1,152,000.00	\$192,000.00
Franco's Café & Lounge	851	\$1,183,912.00	\$160,452.00
Old Orchard Liquors	1,398	\$859,290.00	\$159,648.00
Hancock's Town Tavern	630	\$822,990.00	\$124,995.00
B&G's Pub/ Franklin of Washington Co.	737	\$943,020.00	\$122,975.00
Wilham Inc/Colonial Restaurant and Lounge	713	\$515,007.00	\$110,106.00
The Yellow House	647	\$716,216.00	\$103,256.00
Kessler Family Ent./ Appel Tree Inn	904	\$498,920.00	\$102,460.00
Antietam Tavern-Corner Pub	766	\$512,040.00	\$101,210.00
Always Rons Restaurant	214	\$418,706.00	\$98,141.00
Harman's Tavern	563	\$685,740.00	\$96,300.00
OTK Corp / Market Lot Liquors	531	\$608,326.00	\$91,921.00
New Delmar Inn	816	\$453,240.00	\$91,590.00
CASS LLC / Starlite Inn	587	\$517,112.00	\$90,116.00
Stadium Tavern	561	\$525,660.00	\$83,540.00
Mike's Tavern	420	\$630,000.00	\$79,890.00
10th Inning Funkstown Tavern	427	\$410,180.00	\$77,380.00
Shamrock Inn	316	\$407,090.00	\$73,130.00
Corner Grill	512	\$450,348.00	\$72,848.00
Woodpoint Bar & Grill	644	\$334,880.00	\$64,400.00
Hub City Liquors	236	\$317,459.00	\$63,994.00
KDW Management LLC/ Side Pockets	357	\$377,811.00	\$59,121.00
K&M Inc. / Dead End Tavern	764	\$305,600.00	\$57,300.00
Breakaway II Sports Lounge/PD Harp Ent	385	\$265,850.00	\$54,050.00
McGee & Hollar / McGee's Tavern	497	\$280,922.00	\$53,742.00
Pittman's Liquors	168	\$231,230.00	\$51,405.00
Lucktinny Inc. / Oak Ridge liquors	323	\$248,054.00	\$48,979.00
JRJ Liquors	243	\$272,393.00	\$48,673.00
Jimmy Joy's Log Cabin Inn	390	\$210,624.00	\$46,784.00
S&W Company Inc./ Throttles Sports Bar	290	\$306,656.00	\$46,071.00
Creekside Inn	225	\$337,500.00	\$45,000.00
Leitersburg Hotel / TRIC LLC	268	\$204,940.00	\$38,610.00
Fitz Operations Inc / Roxy Liquors	167	\$166,482.00	\$35,427.00
Merlins Tavern	309	\$170,532.00	\$34,647.00
Battleview Enterprises Inc.	46	\$154,042.00	\$33,662.00
Crossroads Bar and Grill LLC	290	\$178,138.00	\$32,493.00
Sunset Tavern	247	\$154,622.00	\$32,452.00
Mills Enterprises	164	\$227,300.00	\$29,205.00
J&J of Wash. Co. / Wolfes Den	221	\$190,740.00	\$29,105.00
Shooters / Risky Business	261	\$188,000.00	\$28,315.00
Lee Int. Inc./ Oak Ridge Discount Liquors	167	\$131,290.00	\$26,870.00
Castle's Liquors	194	\$151,373.00	\$26,233.00
McNamee's Tavern	198	\$162,920.00	\$24,720.00
Turner Dev. Co./ Southside Bowl	37	\$127,320.00	\$24,078.00
Village Spirits	96	\$95,781.00	\$23,421.00
West End Pub	132	\$131,330.00	\$23,300.00
MaLoo's Pub	182	\$120,060.00	\$22,780.00
Gateway Seafood House	160	\$102,400.00	\$21,600.00
Sportsman's Club #73	147	\$95,313.00	\$20,668.00
Hayloft Tavern	87	\$67,021.00	\$15,826.00
Pete's Tavern	169	\$84,680.00	\$14,880.00

Chocolate Park	133	\$73,241.00	\$14,721.00
Potomac Liquors	117	\$69,798.00	\$13,970.00
Hot Shots Tavern	84	\$55,720.00	\$13,185.00
D&G Liquors	82	\$60,457.00	\$13,104.00
Captain Benders LLC	134	\$57,360.00	\$12,835.00
Cavetown Liquors LLC	23	\$52,940.00	\$12,130.00
Café Izmir	93	\$69,986.00	\$11,521.00
Lauren's Tavern	67	\$62,200.00	\$11,065.00
Beaver Creek Country Club	69	\$49,150.00	\$9,310.00
Turner Dev. Co./ Long Meadow Bowl	14	\$44,332.00	\$9,162.00
The Broad Axe LLC	79	\$43,608.00	\$8,848.00
The Water'in Hole	64	\$39,162.00	\$8,697.00
Country Spirits LLC	45	\$35,052.00	\$8,002.00
Camryn's Tavern	45	\$32,368.00	\$7,028.00
Chasers Bar & Grill	40	\$30,076.00	\$6,871.00
Benny's Pub LLC	48	\$27,444.00	\$5,464.00
Burhans Station	27	\$31,440.00	\$5,085.00
Terrace Liquors	34	\$21,906.00	\$4,796.00
Breakaways Sports Lounge / Adoni	35	\$22,400.00	\$4,725.00
Crossroads Liquors Inc.	6	\$21,030.00	\$4,520.00
Downsville General Store	29	\$44,780.00	\$3,875.00
Chumpenn Int. / Universal Liquors	20	\$15,814.00	\$3,624.00
Short Stop Tavern	14	\$10,920.00	\$2,170.00
Stingers Sports Pub & Grill	17	\$6,852.00	\$1,727.00
Ingrams Store	17	\$6,970.00	\$1,700.00
Hagerstown Bar & Grill	12	\$6,567.00	\$1,422.00
DeCourcy's Pub LLC	11	\$5,316.00	\$1,166.00
Shaff's Pub	5	\$4,800.00	\$760.00
Roccos Restaurant Inc.	3	\$1,656.00	\$336.00
Forty West Lounge / Robert L. Bartles	2	\$1,450.00	\$325.00

Not-for-Profit Clubs Tip Jar Sales / Listed in Order of "Jars Sold"			
Club	Jars Sold	Gross Revenue	Gross Profit
Improved Order of Red Men Tribe #84	7,210	\$8,450,845.00	\$1,215,765.00
Washington County Amvets Post #10	3,679	\$4,416,436.00	\$661,061.00
American Legion Post #211 - Funkstown	3,598	\$4,230,292.00	\$641,827.00
Hagerstown B.P.O. Elks #378	3,391	\$2,813,407.00	\$560,005.00
South Mountain Rod & Gun Club	3,350	\$1,758,195.00	\$404,247.00
American Legion Williamsport Post #202	2,816	\$2,949,180.00	\$439,852.00
American Legion Boonsboro	2,747	\$2,469,497.00	\$388,560.00
American Legion Cascade	2,251	\$3,214,428.00	\$358,668.00
Goodwill Athletic Association	1,889	\$1,363,350.00	\$251,675.00
Fraternal Order of Eagles #694	1,814	\$1,298,317.00	\$236,642.00
Western Maryland Sportsmen Club	1,524	\$935,547.00	\$179,870.00
American Legion - Morris Frock Post #42	1,294	\$1,253,518.00	\$209,500.00
St. Maria Goretti	1,232	\$1,051,340.00	\$101,350.47
Conococheague Sportsmen's Club	1,105	\$241,356.00	\$61,631.00
American Legion Clr. Spg	1,056	\$722,204.00	\$116,479.00
Loyal Order of Moose Lodge #2462	1,025	\$659,299.00	\$108,798.00
V.F.W. Post #1936	1,000	\$890,903.00	\$149,818.00
Potomac Fish & Game Club	950	\$677,810.00	\$125,251.00
American Legion Hancock	933	\$718,408.00	\$124,281.00
North American Rod & Gun Club	908	\$650,190.00	\$132,425.00
Moose Lodge # 2435	885	\$670,843.00	\$123,299.00
Knights of Columbus	562	\$239,220.00	\$49,060.00
Owls, Club	487	\$233,490.00	\$44,335.00
American Legion Aux.#211 - Funkstown	298	\$138,085.00	\$30,138.00
Veteran's of Foreign Wars Post #10502	135	\$43,253.00	\$10,950.00
McClellan Gun Club, Inc.	121	\$88,695.00	\$9,016.00
Izaak Walton League, Wash. Co.	74	\$29,700.00	\$5,650.00
Funkstown Rod & Gun Club	52	\$29,350.00	\$6,168.00
Alsatia Club, Inc.	42	\$25,356.00	\$5,417.00

Not-for-Profit Clubs Tip Jar Sales / Listed in Order of "Gross Revenue"			
Club	Jars Sold	Gross Revenue	Gross Profit
Improved Order of Red Men Tribe #84	7,210	\$8,450,845.00	\$1,215,765.00
Washington County Amvets Post #10	3,679	\$4,416,436.00	\$661,061.00
American Legion Post #211 - Funkstown	3,598	\$4,230,292.00	\$641,827.00
American Legion Cascade	2,251	\$3,214,428.00	\$358,668.00
American Legion Williamsport Post #202	2,816	\$2,949,180.00	\$439,852.00
Hagerstown B.P.O. Elks #378	3,391	\$2,813,407.00	\$560,005.00
American Legion Boonsboro	2,747	\$2,469,497.00	\$388,560.00
South Mountain Rod & Gun Club	3,350	\$1,758,195.00	\$404,247.00
Goodwill Athletic Association	1,889	\$1,363,350.00	\$251,675.00
Fraternal Order of Eagles #694	1,814	\$1,298,317.00	\$236,642.00
American Legion - Morris Frock Post #42	1,294	\$1,253,518.00	\$209,500.00
St. Maria Goretti	1,232	\$1,051,340.00	\$101,350.47
Western Maryland Sportsmen Club	1,524	\$935,547.00	\$179,870.00
V.F.W. Post #1936	1,000	\$890,903.00	\$149,818.00
American Legion Clr. Spg	1,056	\$722,204.00	\$116,479.00
American Legion Hancock	933	\$718,408.00	\$124,281.00
Potomac Fish & Game Club	950	\$677,810.00	\$125,251.00
Moose Lodge # 2435	885	\$670,843.00	\$123,299.00
Loyal Order of Moose Lodge #2462	1,025	\$659,299.00	\$108,798.00
North American Rod & Gun Club	908	\$650,190.00	\$132,425.00
Conococheague Sportsmen's Club	1,105	\$241,356.00	\$61,631.00
Knights of Columbus	562	\$239,220.00	\$49,060.00
Owls, Club	487	\$233,490.00	\$44,335.00
American Legion Aux.#211 - Funkstown	298	\$138,085.00	\$30,138.00
McClellan Gun Club, Inc.	121	\$88,695.00	\$9,016.00
Veteran's of Foreign Wars Post #10502	135	\$43,253.00	\$10,950.00
Izaak Walton League, Wash. Co.	74	\$29,700.00	\$5,650.00
Funkstown Rod & Gun Club	52	\$29,350.00	\$6,168.00
Alsatia Club, Inc.	42	\$25,356.00	\$5,417.00

Not-for-Profit Clubs Tip Jar Sales / Listed in Order of "Gross Profit"			
Club	Jars Sold	Gross Revenue	Gross Profit
Improved Order of Red Men Tribe #84	7,210	\$8,450,845.00	\$1,215,765.00
Washington County Amvets Post #10	3,679	\$4,416,436.00	\$661,061.00
American Legion Post #211 - Funkstown	3,598	\$4,230,292.00	\$641,827.00
Hagerstown B.P.O. Elks #378	3,391	\$2,813,407.00	\$560,005.00
American Legion Williamsport Post #202	2,816	\$2,949,180.00	\$439,852.00
South Mountain Rod & Gun Club	3,350	\$1,758,195.00	\$404,247.00
American Legion Boonsboro	2,747	\$2,469,497.00	\$388,560.00
American Legion Cascade	2,251	\$3,214,428.00	\$358,668.00
Goodwill Athletic Association	1,889	\$1,363,350.00	\$251,675.00
Fraternal Order of Eagles #694	1,814	\$1,298,317.00	\$236,642.00
American Legion - Morris Frock Post #42	1,294	\$1,253,518.00	\$209,500.00
Western Maryland Sportsmen Club	1,524	\$935,547.00	\$179,870.00
V.F.W. Post #1936	1,000	\$890,903.00	\$149,818.00
North American Rod & Gun Club	908	\$650,190.00	\$132,425.00
Potomac Fish & Game Club	950	\$677,810.00	\$125,251.00
American Legion Hancock	933	\$718,408.00	\$124,281.00
Moose Lodge # 2435	885	\$670,843.00	\$123,299.00
American Legion Clr. Spg	1,056	\$722,204.00	\$116,479.00
Loyal Order of Moose Lodge #2462	1,025	\$659,299.00	\$108,798.00
St. Maria Goretti	1,232	\$1,051,340.00	\$101,350.47
Conococheague Sportsmen's Club	1,105	\$241,356.00	\$61,631.00
Knights of Columbus	562	\$239,220.00	\$49,060.00
Owls, Club	487	\$233,490.00	\$44,335.00
American Legion Aux.#211 - Funkstown	298	\$138,085.00	\$30,138.00
Veteran's of Foreign Wars Post #10502	135	\$43,253.00	\$10,950.00
McClellan Gun Club, Inc.	121	\$88,695.00	\$9,016.00
Funkstown Rod & Gun Club	52	\$29,350.00	\$6,168.00
Izaak Walton League, Wash. Co.	74	\$29,700.00	\$5,650.00
Alsatia Club, Inc.	42	\$25,356.00	\$5,417.00

Fire & Rescue Companies Tip Jar Sales in Order of "Jars Sold"			
Company	Tip Jars Sold	Gross Revenue	Gross Profit
Halfway Volunteer Fire Department	1,526	\$2,946,682.00	\$743,878.00
Western Enterprises Fire Company #4	807	\$471,767.00	\$97,668.00
Maugansville Goodwill Volunteer Fire	805	\$393,272.00	\$82,260.00
Clear Spring Volunteer Fire Company	761	\$453,718.00	\$105,448.00
Funkstown Volunteer Fire	608	\$304,060.00	\$64,464.00
Hancock Fire Company, Inc.	398	\$215,173.00	\$51,121.00
Williamsport Volunteer Fire	381	\$287,062.00	\$63,259.00
First Hose Fire Company of Boonsboro	376	\$130,602.00	\$28,037.00
Smithsburg Volunteer Fire	270	\$157,515.00	\$32,197.00
Potomac Valley Fire Company Inc	133	\$67,362.00	\$13,823.00
Community Volunteer Fire	119	\$107,039.00	\$19,999.00
Antietam Fire Company	32	\$17,052.00	\$3,567.00

Fire & Rescue Companies Tip Jar Sales in Order of "Gross Revenue"			
Company	Tip Jars Sold	Gross Revenue	Gross Profit
Halfway Volunteer Fire Department	1,526	\$2,946,682.00	\$743,878.00
Western Enterprises Fire Company #4	807	\$471,767.00	\$97,668.00
Clear Spring Volunteer Fire Company	761	\$453,718.00	\$105,448.00
Maugansville Goodwill Volunteer Fire	805	\$393,272.00	\$82,260.00
Funkstown Volunteer Fire	608	\$304,060.00	\$64,464.00
Williamsport Volunteer Fire	381	\$287,062.00	\$63,259.00
Hancock Fire Company, Inc.	398	\$215,173.00	\$51,121.00
Smithsburg Volunteer Fire	270	\$157,515.00	\$32,197.00
First Hose Fire Company of Boonsboro	376	\$130,602.00	\$28,037.00
Community Volunteer Fire	119	\$107,039.00	\$19,999.00
Potomac Valley Fire Company Inc	133	\$67,362.00	\$13,823.00
Antietam Fire Company	32	\$17,052.00	\$3,567.00

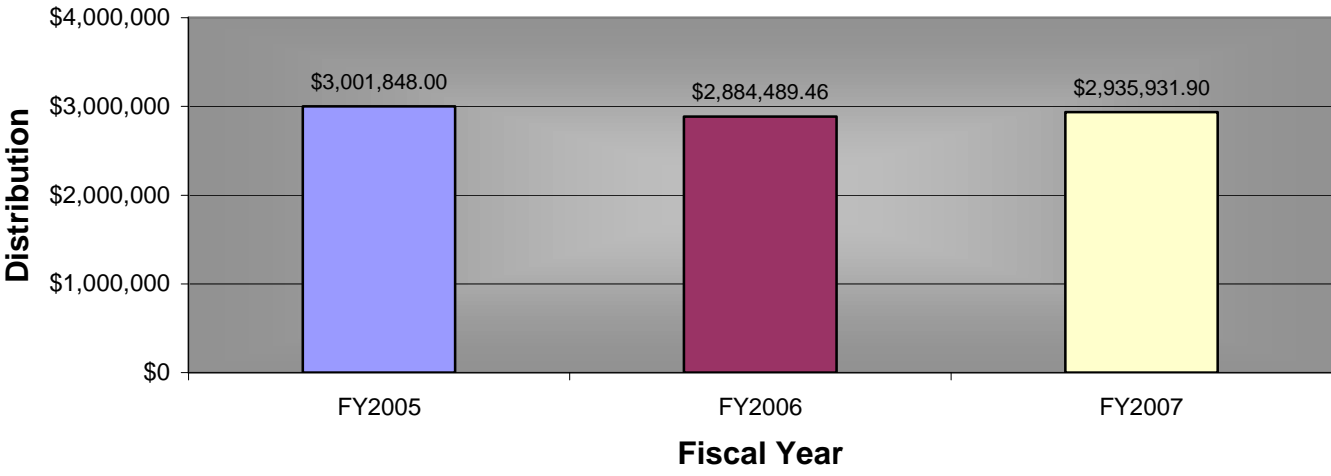
Fire & Rescue Companies Tip Jar Sales in Order of "Gross Profit"			
Company	Tip Jars Sold	Gross Revenue	Gross Profit
Halfway Volunteer Fire Department	1,526	\$2,946,682.00	\$743,878.00
Clear Spring Volunteer Fire Company	761	\$453,718.00	\$105,448.00
Western Enterprises Fire Company #4	807	\$471,767.00	\$97,668.00
Maugansville Goodwill Volunteer Fire	805	\$393,272.00	\$82,260.00
Funkstown Volunteer Fire	608	\$304,060.00	\$64,464.00
Williamsport Volunteer Fire	381	\$287,062.00	\$63,259.00
Hancock Fire Company, Inc.	398	\$215,173.00	\$51,121.00
Smithsburg Volunteer Fire	270	\$157,515.00	\$32,197.00
First Hose Fire Company of Boonsboro	376	\$130,602.00	\$28,037.00
Community Volunteer Fire	119	\$107,039.00	\$19,999.00
Potomac Valley Fire Company Inc	133	\$67,362.00	\$13,823.00
Antietam Fire Company	32	\$17,052.00	\$3,567.00

Fiscal Year 2007 Gaming Fund Distribution

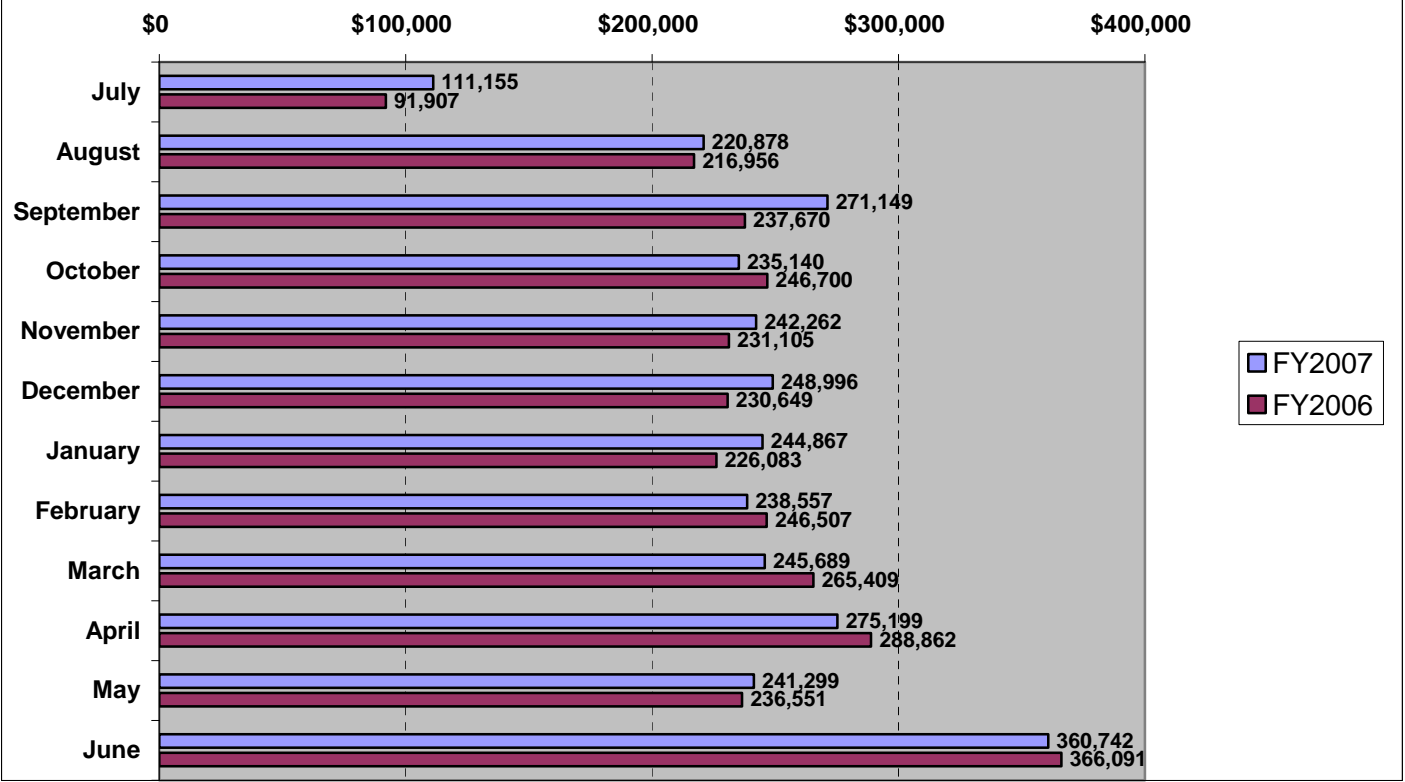
ORGANIZATION	AWARD
Alzheimer's Association	\$16,000.00
American Cancer Society	\$10,000.00
American Red Cross of Washington County	\$2,941.90
Arc of Washington County, Inc.	\$35,000.00
Aspiring To Serve	\$22,000.00
Augustoberfest Charitable Foundation	\$1,000.00
Authentic Community Theatre Inc	\$10,000.00
Big Brothers Big Sisters of Wash. Co. MD, Inc.	\$46,000.00
Boonsboro Area Soccer Club	\$3,000.00
Boys & Girls Club of Washington County	\$40,000.00
Breast Cancer Awareness Cumberland Valley Inc	\$7,700.00
CASA, Inc.	\$33,803.00
Catholic Charities / Villa Maria of Wash. Co.	\$5,000.00
Children In Need, Inc.	\$40,000.00
Children's Village of Washington County, Inc.	\$30,000.00
Conococheague Little League	\$6,000.00
Deafnet Association Inc.	\$4,350.00
Discovery Station at Hagerstown Inc.	\$20,800.00
Federal Little League of Hagerstown	\$5,159.55
Food Resources Inc.	\$45,336.00
Foundation for Girls Inc.	\$10,000.00
Friends of Safe Place, Child Advocacy Center	\$26,600.00
Girls Inc. of Washington County	\$66,500.00
Habitat for Humanity of Washington County	\$20,000.00
Hagerstown Aviation Museum	\$8,000.00
Hagerstown Civil Air Patrol	\$12,520.00
Hagerstown Colt League & Pal. League, Inc.	\$10,000.00
Hagerstown Junior Basketball League, Inc.	\$4,000.00
Hagerstown Neighborhood Center	\$2,000.00
Hagerstown Youth Hockey Association	\$3,000.00
Hancock Little League	\$10,000.00
Interfaith Service Coalition	\$25,518.00
Leadership Washington County	\$4,000.00
Little League of Halfway, Inc.	\$2,514.00
Marine Corp League Bulldog Detachment	\$10,000.00
Maryland Symphony Orchestra, Inc.	\$10,000.00
Maryland Theatre Association, Inc.	\$25,099.46
Mason-Dixon Council, Inc. Boy Scouts	\$40,000.00
Maugansville Little League	\$3,984.48
Mental Health Center of Western Maryland, Inc	\$15,000.00
National Little League	\$3,000.00
North High Band Boosters	\$1,560.67
Parent/Child Center	\$20,000.00

Potomac Classical Youth Ballet	\$1,941.44
REACH Caregivers	\$75,000.00
Reg. Comm Health Ctr. / Community Free Clinic	\$175,000.00
Salvation Army	\$47,228.00
San Mar Children's Home, Inc.	\$10,000.00
Senior Living Alternatives, Inc.	\$15,000.00
Sharpsburg Little League, Inc.	\$5,000.00
Smithsburg Youth Athletics Inc.	\$10,104.51
South Mountain Little League, Inc.	\$4,000.00
Southeastern Wash. Co. Health & Comm. Ser.	\$11,600.00
St. Johns Homeless Shelter, Inc.	\$20,000.00
Turning Point/Way Station, Inc.	\$10,000.00
United Cerebral Palsy of Western MD	\$4,118.00
Volunteer Assoc. for the Potomac Center	\$5,000.00
W House, The	\$23,315.00
Walnut St. Community Health Center	\$43,345.65
Wash. Co. Ag Education Center	\$65,000.00
Wash. Co. Commission on Aging	\$31,128.99
Wash. Co. Community Action Council, Inc.	\$30,000.00
Wash. Co. Community Mediation Center	\$10,000.00
Wash. Co. Free Library	\$50,000.00
Wash. Co. Historical Society	\$22,932.30
Wash. Co. Jr. Girls Volley Ball	\$5,000.00
Wash. Co. Show Kids	\$6,115.00
Wells House, Inc.	\$18,000.00
West End Little League	\$3,000.00
Western Maryland Hospital Aux., Inc.	\$30,000.00
Western Maryland Interpretive Association	\$5,000.00
Williamsport Band Boosters, Inc.	\$2,250.00
Williamsport Community Band	\$1,500.00
YMCA	\$10,000.00
Wash. Co. Vol. Fire & Rescue Assoc.	\$1,467,965.95
TOTAL	\$2,935,931.90

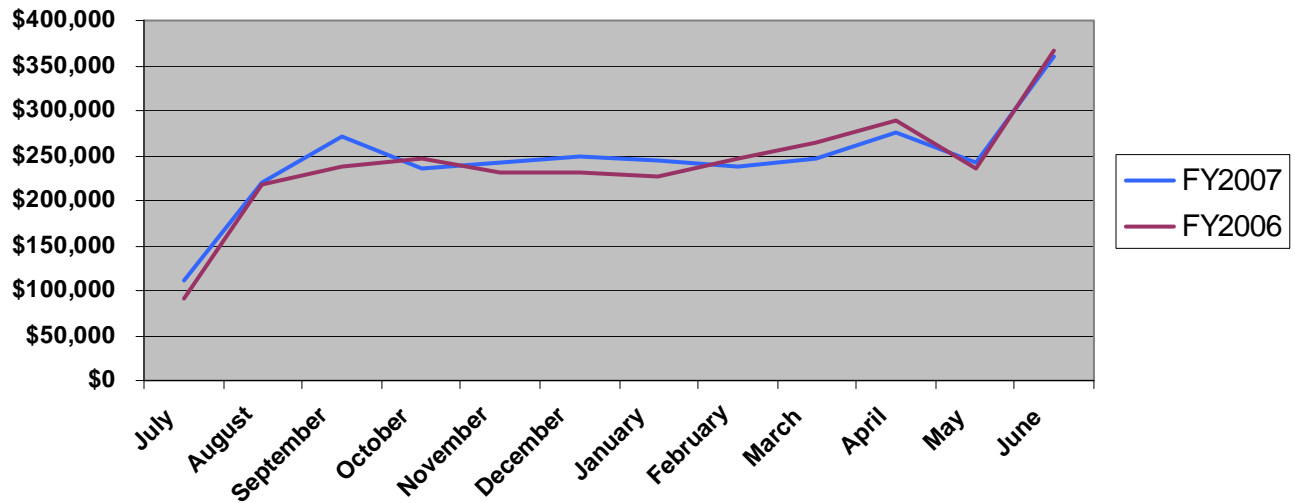
Gaming Fund Distributions FY2005 through FY 2007



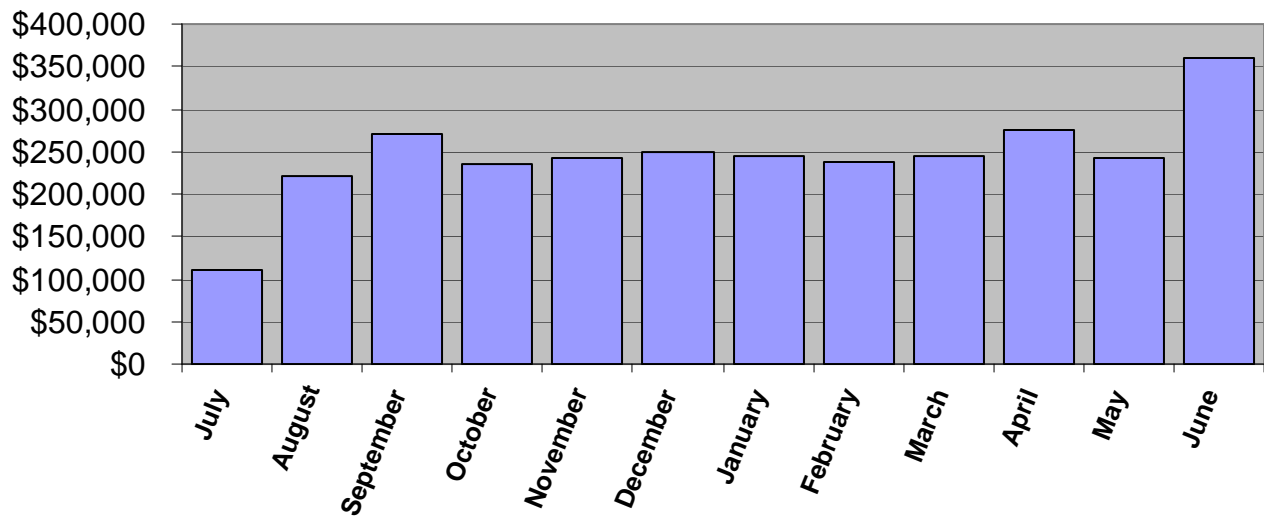
Gaming Revenue Fiscal Year Comparison



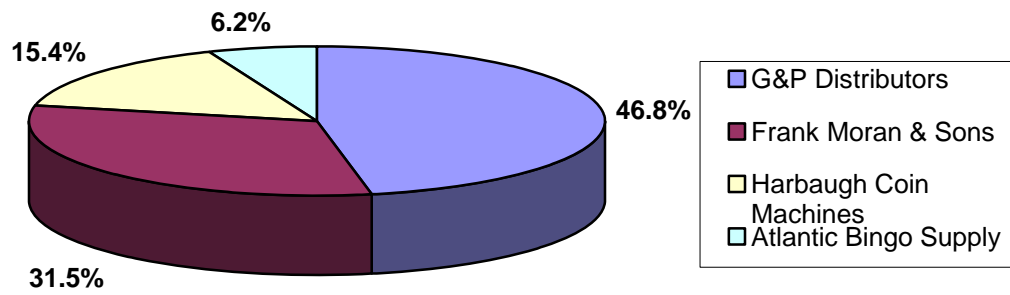
FY 2007 Gaming Revenue Comparison



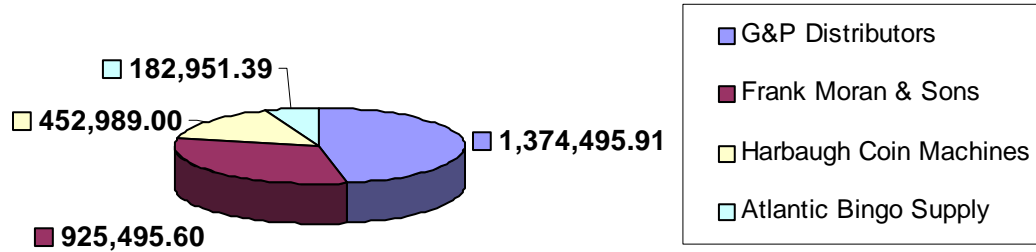
FY2007 Gaming Fund Revenues



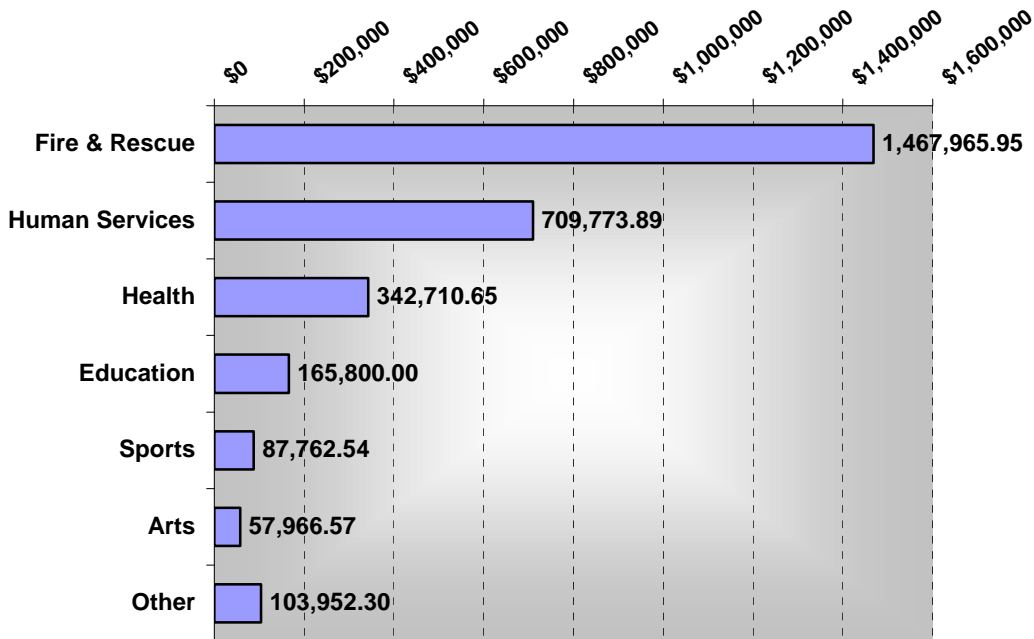
FY2007 Gaming Fund Wholesaler Deposits



FY2007 Gaming Fund Wholesaler Deposits



FY2007 Gaming Fund Recipients by Program Type



FY2007 Gaming Fund Recipients by Program Type

