

# **Washington County Gaming Office**



## **Fiscal Year 2006 Gaming Report**

Submitted:  
September 30, 2006  
James B. Hovis  
Director



## WASHINGTON COUNTY GAMING OFFICE

Washington County Office Building  
33 West Washington Street, Room 200  
Hagerstown, Maryland 21740-6003  
Telephone: 240-313-2040  
FAX: 240-313-2041  
Deaf and Hard of Hearing call: 7-1-1 for Maryland Relay

# Fiscal Year 2006 Charitable Gaming Report Washington County, Maryland

## Overview

In fiscal year 2006 Washington County charitable gaming continued to benefit charitable organizations within Washington County. On August 8, 2006 the Washington County Gaming Commission announced the distribution of \$2,884,489.46 to 83 local charitable organizations and the Washington County Volunteer Fire and Rescue Association. This year's total represents a decrease of 4% from the fiscal year 2005 distribution.

State Law requires that 50% of the Gaming Fund revenues be distributed to the Washington County Fire and Rescue Association. This year the Association received \$1,442,244.73 from the Gaming Fund. The remaining \$1,442,244.73 was distributed to 83 local charitable organizations. In May of 2006 the Gaming Commission received 121 applications for funding from 98 separate organizations. Of those 121 applications, 102 received either full or partial funding. Of the 102 requests that received funding, 41 received full funding and 15 requests received funding of \$30,000 or more. The Community Free Clinic received the largest grant of \$175,000.

In fiscal year 2006 a total of 86,229 tip jars were sold. This figure represents a 4.7% decrease in sales when compared to FY2005. The Gross Revenue reported for FY2006 was \$72,921,762.00. This figure represents an increase of 2.7% when compared to FY2005. The gross profit from the sale of tip jars reported during FY2006 was \$12,400,093.75. This figure represents a 1.4% decrease when compared to FY2005.

When analyzing the figures for FY2006 it is important to consider that the operators do not retain the reported gross revenue. The gross revenue is best defined as the amount of money that has been wagered. The vast majority of the money wagered is returned to the customer when they present "winning numbers" to the operator. In fiscal year 2006, 83% or \$60,521,668.25 of the money wagered was returned to the customer.


It is also important to consider that the tip jar operator does not retain the entire amount of the gross profit listed. From the total gross profit you must deduct the operator's contribution to the Washington County Gaming Fund. Not for profit clubs contribute 15%, and "for-profit" establishments such as taverns and liquor stores contribute 50% of their gross profits to the fund. You must also deduct the cost of the tip jar packet from the gross profit to calculate the operator's net proceeds. Temporary license holders and fire/rescue departments do not contribute to the Gaming Fund. They retain the entire gross profit, less the cost of the tip jar packet.



In fiscal year 2006 the Washington County Gaming Office continued to protect the integrity of Washington County Gaming through regular inspections, strict regulation, and enforcement of charitable gaming laws. There were a total of 12 gaming violations investigated. One investigation prompted a full financial audit by an outside accounting firm. With the exception of 3 violations, most gaming violations discovered was a result of clerical or reporting errors with no intent to commit a violation.

Since the conception of regulated tip jar gaming in 1995 the Washington County Gaming Commission has distributed more than 31.5 million dollars to charitable organizations. The organizations that receive these funds provide vital services to the community and citizens of Washington County.

Respectfully Submitted,

A handwritten signature in cursive script that reads "James B. Hovis". The signature is written in black ink and is positioned above the printed name and title.

James B. Hovis  
Director, Washington County Gaming Office

# Washington County Gaming Office Three Year Summary

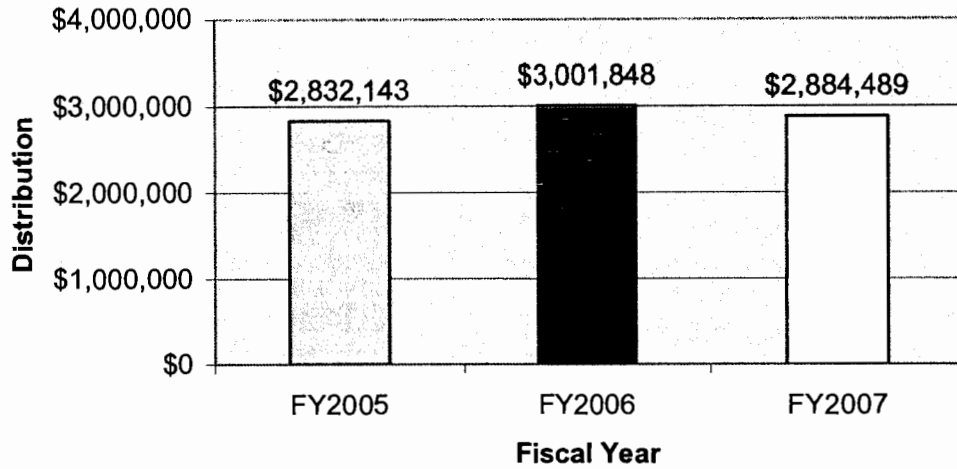


	FY2006			FY2005			FY2004		
	JARS SOLD	GROSS SALES	GROSS PROFIT**	JARS SOLD	GROSS SALES	GROSS PROFIT	JARS SOLD	GROSS SALES	GROSS PROFIT
CLUBS	48,988	\$42,899,306.00	\$6,844,936.75	52,065	\$41,968,274.00	\$7,084,141.00	53,384	\$45,690,111.00	\$6,956,322.73
TAVERNS	26,304	\$21,417,765.00	\$3,699,268.00	27,289	\$21,559,479.00	\$3,742,706.00	28,354	\$20,633,072.00	\$3,549,976.00
FIRE & RESCUE	7,785	\$6,216,519.00	\$1,395,437.00	7,789	\$5,604,511.00	\$1,332,381.00	7,399	\$5,389,298.28	\$1,228,952.42
TEMPORARY *	3,152	\$2,388,172.00	\$460,452.00	3,258	\$1,884,868.00	\$406,332.00	3,515	\$1,974,557.00	\$413,616.00
<b>TOTALS</b>	<b>86,229</b>	<b>\$72,921,762.00</b>	<b>\$12,400,093.75</b>	<b>90,401</b>	<b>\$71,017,132.00</b>	<b>\$12,565,560.00</b>	<b>92,652</b>	<b>\$73,687,038.28</b>	<b>\$12,148,867.15</b>

\* Note: A temporary license may be issued to a bona fide charitable organization, which is otherwise eligible, which desires to raise money for an exclusively charitable, athletic, or educational purpose which meets the requirements for a charitable contribution under section 170(c) of the Internal Revenue Code.

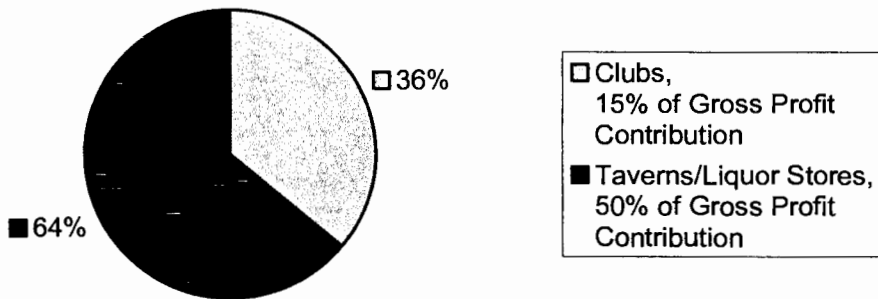
\*\* Note: Gross Profit is the amount left after payouts. Does not include operating costs or cost of the jar.

### Gaming Fund Distributions FY2005 through FY 2007

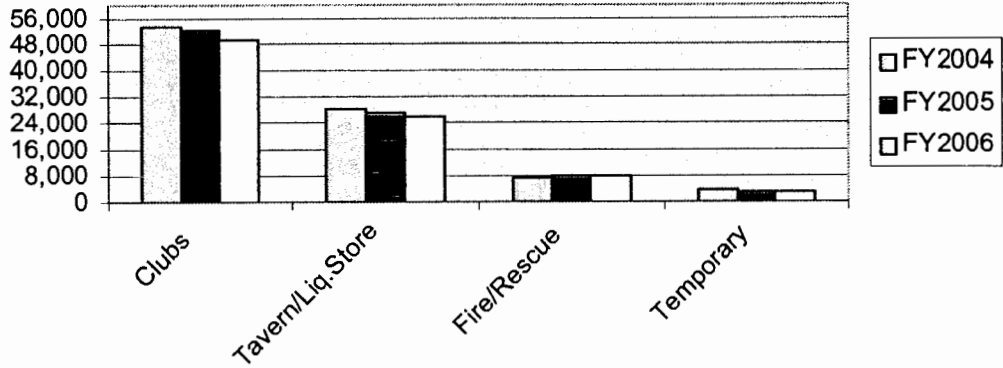


Please note that Gaming Fund contributions received in fiscal year 2006 are distributed and reported as fiscal year 2007 distributions.

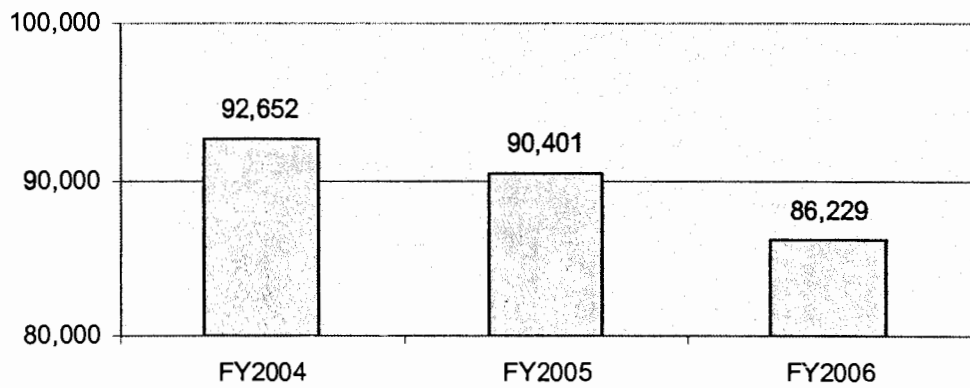
### Gaming Fund Contributions FY2006



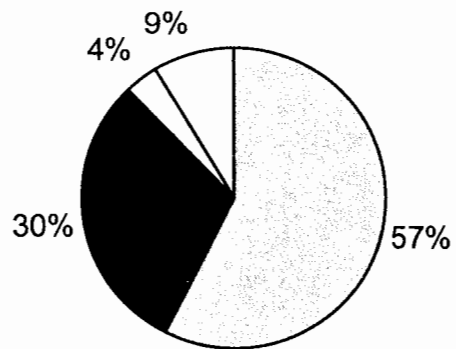
**TOTAL NUMBER OF JARS SOLD  
FY2004 THROUGH FY2006**



**TOTAL NUMBER OF JARS SOLD  
FY2004 THROUGH FY 2006**

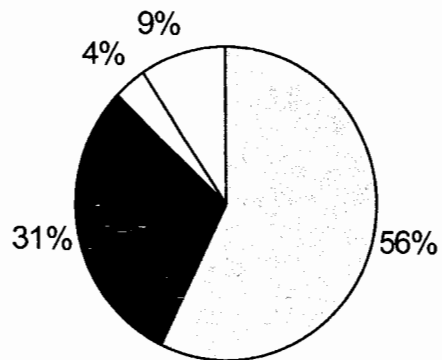


**FY2005  
Total Jars Sold**



- Clubs
- Tavern/Liq.Store
- Temporary
- Fire/Rescue

**FY2006  
Total Jars Sold**



- Clubs
- Tavern/Liq.Store
- Temporary
- Fire/Rescue



# Operator Summary Report

## CLUB

From 7/1/2005 to 6/30/2006

License No.	Name	Total Jars	Total Jar Sales	Jar Gross Profit
TJL060009	CLOPPER-MICHAEL POST 10	2,771	2,296,708.00	361,233.95
TJL060010	AMERICAN LEGION POST 202 INC	2,906	2,951,268.00	452,838.00
TJL060015	SOUTH MOUNTAIN ROD AND GUN CLUB INC	3,504	1,806,540.00	403,331.00
TJL060016	BPO ELKS HAGERSTOWN LODGE #378	3,645	2,872,959.00	525,543.00
TJL060017	WASHINGTON COUNTY AMVETS POST 10 INC.	3,716	4,377,584.00	663,057.00
TJL060019	KNIGHTS OF COLUMBUS	534	219,130.00	46,100.00
TJL060024	GOODWILL ATHLETIC ASSOC.	1,707	1,024,880.00	199,275.00
TJL060025	MORRIS FROCK POST 42, THE AMERICAN LEGI	1,391	1,447,864.00	220,200.00
TJL060027	VFW POST 1936	1,322	1,034,113.00	194,843.00
TJL060033	JOSEPH C. HERBERT POST 222 INC	1,114	847,572.00	138,606.00
TJL060034	POTOMAC FISH & GAME CLUB INC	962	730,555.00	135,766.00
TJL060039	MCCLELLAN GUN CLUB INC.	143	93,000.00	11,083.00
TJL060040	CONOCOCHIEGUE SPORTSMAN'S CLUB INC	857	373,960.00	48,610.00
TJL060041	DIXON TROXELL UNIT 211 INC. AUXILIARY	383	188,861.00	38,558.00
TJL060043	ST. MARIA GORETTI HIGH SCHOOL	1,381	697,241.00	118,777.80
TJL060045	WEBSTER B HARRISON AMERICAN LEGION PO	979	721,590.00	111,418.00
TJL060047	AMERICAN LEGION POST 239	1,744	2,773,554.00	294,875.00
TJL060048	OWL'S CLUB	427	205,965.00	38,790.00
TJL060050	DIXON-TROXELL AMERICAN LEGION POST 211	4,149	4,305,668.00	659,363.00
TJL060052	WESTERN MARYLAND SPORTSMAN'S CLUB	1,323	885,757.00	169,370.00
TJL060058	ALSATIA CLUB INC	70	38,805.00	8,131.00
TJL060061	HANCOCK MEMORIAL POST 10502 INC.	152	81,629.00	12,723.00
TJL060064	NORTH AMERICAN ROD AND GUN CLUB INC.	1,055	700,905.00	147,569.00
TJL060069	IMPROVED ORDER OF REDMEN TRIBE #84	7,820	8,310,801.00	1,209,092.00
TJL060074	EAGLES CLUB INC.	2,499	1,666,400.00	302,449.00
TJL060086	FUNKSTOWN ROD AND GUN CLUB INC	132	103,403.00	15,404.00
TJL060087	FUNKSTOWN MOOSE FAMILY CENTER #2435	1,530	1,298,288.00	223,530.00
TJL060096	WILLIAMSPORT MOOSE LODGE # 2462	756	837,906.00	93,201.00
TJL060097	WASH. CO. CHAPTER ISAAK WALTON LEAGUE	16	6,400.00	1,200.00
<b>Grand Totals:</b>		48,988	\$42,899,306.00	\$6,844,936.75



# Operator Summary Report

## TAVERN

From 7/1/2005 to 6/30/2006

License No.	Name	Total Jars	Total Jar Sales	Jar Gross Profit
TJL060001	ANTIETAM TAVERN INC.	935	567,500.00	104,475.00
TJL060002	MEL'S INC.	29	19,056.00	4,926.00
TJL060003	WILHAM INC.	772	581,174.00	127,749.00
TJL060004	DOWNSVILLE GENERAL STORE	63	84,682.00	36,765.00
TJL060005	CORNER GRILL	487	398,535.00	62,875.00
TJL060006	MCNAMEE'S TAVERN	227	148,017.00	23,112.00
TJL060007	BINAU ENTERPRISES INC.	1,426	814,455.00	152,230.00
TJL060013	MARKET LOT LIQUORS	398	517,446.00	87,457.00
TJL060018	THIRD BASE TAVERN INC.	2,159	1,295,400.00	215,900.00
TJL060020	NEW DELMAR INN	964	515,750.00	96,140.00
TJL060021	T & W LLC.	125	168,000.00	19,375.00
TJL060022	M&F PROPERTIES	485	426,510.00	71,135.00
TJL060023	HARMANS TAVERN INC	557	696,180.00	97,210.00
TJL060031	CREEKSIDE INN INC.	188	282,000.00	37,600.00
TJL060035	THE T TAURI GROUP , LLC	66	39,754.00	7,069.00
TJL060036	FRAN MAR INC.	141	73,255.00	15,155.00
TJL060037	DAVE & PAT'S	263	160,298.00	28,838.00
TJL060044	WOODPOINT BAR & GRILL INC.	977	490,180.00	96,625.00
TJL060053	CENTRAL CITY LIQUORS INC.	1,132	1,279,560.00	207,120.00
TJL060054	RISKY BUSINESS INC.	248	118,660.00	22,055.00
TJL060056	APPEL TREE INN INC.	219	117,580.00	21,875.00
TJL060057	MIKE'S TAVERN	456	684,000.00	86,640.00
TJL060060	GATEWAY SEAFOOD HOUSE CORP	96	60,049.00	12,209.00
TJL060072	SOUTH END TAVERN	72	97,140.00	13,705.00
TJL060075	K&M INC.	801	320,400.00	60,075.00
TJL060076	POTOMAC LIQUORS INC	134	75,110.00	15,345.00
TJL060081	FRIENDLY CAFÉ INC.	217	193,430.00	37,945.00
TJL060082	HUB CITY LIQUOR INC.	17	22,370.00	5,085.00
TJL060083	SHORT STOP TAVERN	46	34,660.00	6,555.00
TJL060084	HANCOCK TOWN TAVERN INC	741	943,918.00	145,523.00
TJL060091	ARJB ENTERPRISES INC.	303	239,246.00	42,866.00
TJL060095	M.C.C.F. INC.	277	137,000.00	30,160.00
TJL060099	MILLS ENTERPRISE	964	1,344,800.00	172,625.00
TJL060100	PITTMANS LIQUOR	397	312,280.00	53,010.00
TJL060101	THE YELLOW HOUSE	654	665,446.00	92,091.00

License No.	Name	Total Jars	Total Jar Sales	Jar Gross Profit
TJL060102	CASS LLC	867	682,240.00	120,300.00
TJL060103	FRANCO'S CAFÉ : LOUNGE	752	1,028,080.00	139,860.00
TJL060106	DRA LIQUORS LLC	196	101,920.00	17,640.00
TJL060109	LEATHERMAN ENTERPRISES INC.	146	87,949.00	20,549.00
TJL060110	D&Y INC.	75	40,740.00	8,700.00
TJL060113	SILVER BELLE	5	4,900.00	1,325.00
TJL060114	10TH INNING INC	526	280,252.00	62,672.00
TJL060115	FIRST BAR ENTERPRISES	56	32,134.00	6,534.00
TJL060116	MERLIN'S TAVERN INC	324	174,960.00	32,480.00
TJL060117	JRJ LIQUORS INC	246	252,604.00	46,374.00
TJL060118	PETE'S TAVERN	280	136,070.00	25,765.00
TJL060121	CAMRYN'S TAVERN INC.	124	85,725.00	16,470.00
TJL060122	TRIANGLE RESTAURANT / LOUNGE	454	268,398.00	56,557.00
TJL060123	AJH ENTERPRISES	182	150,532.00	28,921.00
TJL060124	INGRAMS TAVERN	52	37,609.00	5,804.00
TJL060125	BLARNEYSTONE ENTERPRISES LLC	179	112,044.00	22,557.00
TJL060126	BREAK AWAY II SPORTS LOUNGE INC	268	190,420.00	40,155.00
TJL060127	WEST END PUB AND RESTAURANT	168	124,381.00	24,537.00
TJL060128	BEVERAGES UNLIMITED	28	18,502.00	3,812.00
TJL060129	WATERIN' HOLE	42	25,856.00	5,616.00
TJL060131	TRIC LLC	297	192,420.00	34,595.00
TJL060132	HAUVER HUMPHREY INC.	157	100,480.00	21,195.00
TJL060133	MAUREEN R. TAYLOR INC	308	481,025.00	90,285.00
TJL060135	CHASERS BAR & GRILLE INC. LLC	80	75,238.00	15,805.00
TJL060136	MEDA'S TAVERN	108	73,556.00	18,286.00
TJL060137	CAPTAIN BENDERS LLC	205	88,620.00	19,830.00
TJL060138	3 WILL BOYS LLC	218	534,372.00	98,228.00
TJL060139	JIMMY JOY'S LOG CABIN	375	202,420.00	44,950.00
TJL060141	LINETTY ENTERPRISES INC.	110	104,871.00	22,566.00
TJL060143	OAK RIDGE DISCOUNT LIQUORS	399	278,565.00	55,237.00
TJL060144	HAYLOFT TAVERN	179	140,340.00	29,717.00
TJL060145	SPORTSMAN'S CLUB #73	138	85,523.00	18,688.00
TJL060146	CAFÉ IZMIR	28	21,940.00	4,140.00
TJL060147	HUB CITY LIQUOR	95	116,610.00	24,775.00
TJL060148	J&J OF WASHINGTON COUNTY	265	240,080.00	37,140.00
TJL060149	STINGER'S SPORTS PUB & GRILL	6	6,276.00	936.00
TJL060150	KESSLER FAMILY ENTERPRISES LLC	871	477,300.00	94,625.00
TJL060151	S & W COMPANY INC.	300	308,138.00	47,608.00
TJL060152	ROBERT L. BARTLES	103	95,934.00	18,254.00
TJL060154	THE BROAD AXE LLC	32	17,280.00	3,200.00
TJL060156	CROSSROADS BAR AND GRILL LLC	16	10,199.00	1,794.00
TJL060157	FITZ OPERATIONS INC.	5	3,761.00	726.00

---

<b>License No.</b>	<b>Name</b>	<b>Total Jars</b>	<b>Total Jar Sales</b>	<b>Jar Gross Profit</b>	
TJL060158	OTK CORP	3	3,660.00	540.00	
		<b>Grand Totals:</b>	26,304	\$21,417,765.00	\$3,699,268.00



# Operator Summary Report

## FIRE & RESCUE

From 7/1/2005 to 6/30/2006

License No.	Name	Total Jars	Total Jar Sales	Jar Gross Profit
TJL060030	THE VOLUNTEER FIRE CO. OF HALFWAY,MD.IN	1,414	2,651,200.00	652,421.00
TJL060049	CLEAR SPRING VOLUNTEER FIRE CO. INC.	1,655	880,192.00	217,380.00
TJL060051	FUNKSTOWN VOLUNTEER FIRE COMPANY INC.	673	354,799.00	72,518.00
TJL060062	POTOMAC VALLEY FIRE COMPANY INC.	103	46,294.00	9,902.00
TJL060065	SMITHSBURG COMMUNITY VOLUNTEER FIRE C	263	147,100.00	30,122.00
TJL060068	MAUGANSVILLE GOODWILL FIRE COMPANY	803	368,919.00	78,555.00
TJL060070	WILLIAMSPORT VOL. FIRE CO. INC.	884	600,674.00	124,486.00
TJL060085	ANTIETAM FIRE COMPANY	19	8,084.00	1,783.00
TJL060088	WESTERN ENTERPRISE FIRE CO. INC	735	641,967.00	93,206.00
TJL060093	COMMUNITY VOL. FIRE CO. OF DISTRICT #12	124	105,046.00	20,171.00
TJL060098	FIRST HOSE COMPANY OF BOONSBORO	416	190,048.00	42,562.00
TJL060130	HANCOCK FIRE COMPANY INC.	498	222,196.00	52,331.00
<b>Grand Totals:</b>		<b>7,785</b>	<b>\$6,216,519.00</b>	<b>\$1,395,437.00</b>



# Operator Summary Report

## TEMP

From 7/1/2005 to 6/30/2006

License No.	Name	Total Jars	Total Jar Sales	Jar Gross Profit
TMP060001	PARENT-CHILD CENTER	25	13,685.00	3,051.00
TMP060004	JAYCEES OF HAGERSTOWN	14	13,286.00	3,081.00
TMP060005	H.A.P.A.L. OUTLAWS CHEERLEADING	13	9,026.00	1,939.00
TMP060006	H.A.P.A.L. OUTLAWS CHEERLEADING	10	5,686.00	1,336.00
TMP060007	REMAX ACHIEVERS / MILLER LITE SBT	8	8,612.00	2,052.00
TMP060008	S.O.A.L. #222 - CLEAR SPRING	22	19,560.00	3,140.00
TMP060009	R.C.I. SOFTBALL TEAM	4	1,920.00	400.00
TMP060010	MAUGANSVILLE LITTLE LEAGUE	10	6,579.00	1,299.00
TMP060011	NORTH HIGH ATHLETIC BOOSTERS	31	18,260.00	3,950.00
TMP060012	ST. JOSEPH CATHOLIC CHURCH	14	5,600.00	1,230.00
TMP060013	WASH. CO. RESTAURANT & BEVERAGE ASSOCI	39	33,270.00	5,450.00
TMP060014	MILLER LITE FLAG FOOTBALL	7	4,908.00	978.00
TMP060015	ARC OF WASHINGTON COUNTY, INC.	24	15,220.00	2,795.00
TMP060016	CENTURY 21 / BROAD AXE SBT	8	3,520.00	920.00
TMP060017	AMERICAN LEGION POST 211 SBT	17	8,160.00	1,550.00
TMP060018	CLEAR SPRING AMBULANCE CLUB, INC.	8	3,400.00	635.00
TMP060019	JERRY'S SPORT SBT	26	13,180.00	2,690.00
TMP060020	HANCOCK RESCUE SQUAD	22	8,556.00	2,086.00
TMP060021	PARENT CHILD CENTER	13	8,235.00	1,846.00
TMP060022	CLEAR SPRING A.L. AUXILIARY UNIT 222	3	1,260.00	285.00
TMP060023	TONOLOWAY ROD & GUN CLUB, INC.	11	6,678.00	1,460.00
TMP060024	C & O CANAL DAYS	7	3,350.00	720.00
TMP060025	RE/MAX MILLER LITE SBT	13	11,852.00	2,757.00
TMP060026	CSL YOUTH LEAGUE	10	4,600.00	980.00
TMP060027	COORS LIGHT SBT	9	5,170.00	1,035.00
TMP060028	ST. PETER'S ROMAN CATHOLIC	9	3,171.00	846.00
TMP060029	DISTRICT 12 RURITAN	3	2,250.00	450.00
TMP060030	INTERFAITH SERVICE COALITION	9	5,445.00	1,268.00
TMP060031	W/C COMMISSION ON AGING	6	4,574.00	1,160.00
TMP060032	WILLIAMSPORT VOLUNTEER AMBULANCE CO.	10	2,880.00	688.00
TMP060033	NORTHWOOD CLUB, INC	9	4,020.00	940.00
TMP060034	GIRLS, INC	5	2,629.00	604.00
TMP060035	MAUGANSVILLE LITTLE LEAGUE	18	11,959.00	2,484.00
TMP060036	HANCOCK RESCUE SQUAD INC.	5	3,640.00	824.00
TMP060037	WASHINTON COUNTY GIRLS SBT	8	3,305.00	795.00

License No.	Name	Total Jars	Total Jar Sales	Jar Gross Profit
TMP060039	FUNKSTOWN LIONS CLUB	9	3,600.00	675.00
TMP060040	CLEAR SPRING CHARGERS CHEERLEADING	7	3,732.00	692.00
TMP060041	CLEAR SPRING LITTLE LEAGUE	24	13,154.00	3,698.00
TMP060042	CLEAR SPRING ELEMENTARY SCHOOL PTA	29	12,871.00	3,444.00
TMP060043	HAGERSTOWN CHILDREN'S SCHOOL	12	5,880.00	1,465.00
TMP060044	KEEDYSVILLE RURITAN CLUB	8	3,480.00	755.00
TMP060045	THOMAS PANGBORN LODGE 88	20	7,950.00	2,210.00
TMP060046	WASHINGTON COUNTY SHOW KIDS	25	12,241.00	2,961.00
TMP060047	BOONSBORO AMBULANCE & RESCUE CO.	11	6,660.00	1,910.00
TMP060048	N.H.H.S. BAND BOOSTERS	7	4,825.00	1,074.00
TMP060049	HCC HAWK BOOSTER CLUB	12	5,408.00	1,268.00
TMP060050	CLEAR SPRING A/L AUX. 222	2	840.00	190.00
TMP060051	LEITERSBURG VFD	4	1,350.00	351.00
TMP060052	CLEAR SPRING ATHLETIC BOOSTERS	11	5,301.00	1,371.00
TMP060053	LONGMEADOW VFD	15	7,792.00	1,794.00
TMP060056	SONS OF THE AMERICAN LEGION SQUAD #10	42	31,200.00	5,005.00
TMP060057	RAVENS ROOST #7	19	10,928.00	2,598.00
TMP060058	FEDERAL LITTLE LEAGUE	19	12,838.00	2,719.00
TMP060059	REBEL ATHLETIC BOOSTER CLUB	9	6,141.00	1,131.00
TMP060060	NORTHWESTERN MUTUAL SOFTBALL	22	14,330.00	3,055.00
TMP060061	SOUTH MOUNTAIN LITTLE LEAGUE	26	14,915.00	3,054.00
TMP060062	WASHINGTON COUNTY JR. FOOTBALL LEAGUE	34	20,750.00	3,943.00
TMP060063	REBEL ATHLETIC BOOSTERS CLUB	30	15,190.00	3,120.00
TMP060064	S.A.L. CLEAR SPRING	6	3,960.00	750.00
TMP060065	VALLEY LITTLE LEAGUE	16	11,212.00	2,396.00
TMP060066	ARC OF WASHINGTON COUNTY	15	10,850.00	2,151.00
TMP060067	WILLIAMSPORT VOLUNTEER AMBULANCE CO.	11	2,920.00	682.00
TMP060068	MARYLAND ROYALS	37	23,480.00	5,085.00
TMP060069	WILLIAMSPORT BEARS CHEERLEADERS	5	1,578.00	403.00
TMP060070	CSHS BLAZER BAND BOOSTERS	12	6,877.00	1,557.00
TMP060071	WALNUT STREET COMMUNITY HEALTH CTR.	12	8,938.00	1,979.00
TMP060072	SOROPTIMIST INTERNATIONAL OF HAGERSTO	16	12,080.00	2,308.00
TMP060073	CLOPPER-MICHAEL UNIT #10	23	9,685.00	1,765.00
TMP060074	HAGERSTOWN QUARTER MIDGETS	19	10,729.00	2,229.00
TMP060075	EXCHANGE CLUB PARENT CHILD CENTER	8	4,900.00	1,098.00
TMP060076	HAGERSTOWN P.A.L. WRESTLING CLUB	22	12,540.00	2,700.00
TMP060077	MAUGANSVILLE LITTLE LEAGUE	8	4,129.00	904.00
TMP060078	ST. THOMAS EPISCOPAL CHURCH	5	3,365.00	778.00
TMP060079	MILLER LITE FLAG FOOTBALL TEAM	15	10,430.00	2,220.00
TMP060080	BOONSBORO AREA ATHLETIC ASSOCIATION	8	4,540.00	850.00
TMP060081	ASSOCIATION OF NURSING STUDENTS	17	7,420.00	1,900.00
TMP060082	RCI SOFTBALL	5	2,696.00	601.00

License No.	Name	Total Jars	Total Jar Sales	Jar Gross Profit
TMP060083	GREEN FIELDS FOUNDATION	38	15,700.00	3,433.00
TMP060084	WILLIAMSPORT VIKINGS	15	6,906.00	1,926.00
TMP060086	VALLEY ALLSTARS	16	6,442.00	1,637.00
TMP060087	KEEDYSVILLE RURITAN CLUB	5	3,171.00	675.00
TMP060088	REMAX/MILLER LITE SBT	14	10,062.00	2,397.00
TMP060089	WILLIAMSPORT HIGH ATHLETIC BOOSTERS	31	22,034.00	4,499.00
TMP060090	INDEPENDENT JUNIOR FIRE CO. #3	19	12,284.00	2,441.00
TMP060091	WILLIAMSPORT SENATOR JR. LEGIONS BASEB	20	13,480.00	3,035.00
TMP060092	S.A.L. OF CLEAR SPRING	7	6,180.00	980.00
TMP060093	MILLER LITE FLAG FOOTBALL TEAM	17	10,659.00	2,299.00
TMP060094	WILLIAMSPORT WRESTLING CLUB, INC.	34	22,456.00	4,564.00
TMP060095	N.H.H.S. BAND BOOSTERS	3	1,390.00	340.00
TMP060097	MARYLAND ROYALS	40	25,257.00	5,525.00
TMP060098	THE EXCAHNGE CLUB PARENT CHILD CENTER I	17	10,480.00	2,201.00
TMP060099	HANCOCK GIRL'S SOCCER	12	3,787.00	1,087.00
TMP060100	N.H.H.S. ATHLELTIC BOOSTERS	52	28,349.00	5,923.00
TMP060101	H.A.P.A.L. HAGERSTOWN OUTLAWS CHEERLEA	11	8,299.00	1,752.00
TMP060102	MIHI, INC.	22	14,870.00	2,987.00
TMP060103	HCC/ RAD TECH CLUB	21	22,930.00	2,375.00
TMP060104	MAUGANSVILLE LITTLE LEAGUE	31	17,769.00	3,889.00
TMP060105	MORRIS FROCK AUXILIARY UNIT 42	1	540.00	100.00
TMP060106	N.H.H.S. BAND BOOSTERS	18	11,853.00	2,816.00
TMP060107	MT. AETNA VFD	5	2,640.00	570.00
TMP060108	HAGERSTOWN PONY LEAGUE	41	41,534.00	7,709.00
TMP060109	NATIONAL LITTLE LEAGUE OF HAG., INC.	32	20,172.00	4,160.00
TMP060110	FUNKSTOWN LIONS CLUB	16	6,560.00	1,360.00
TMP060112	HAGERSTOWN COLT LEAGUE	32	22,668.00	4,503.00
TMP060113	ANTIETAM BASSMASTER	21	16,809.00	2,214.00
TMP060115	WASHINGTON COUNTY JR. GOLF ASSOCIATIO	19	12,624.00	2,627.00
TMP060116	SONS OF THE AMERICAN LEGION SQUAD #10	31	16,800.00	2,775.00
TMP060117	HAGERSTOWN KIWANIS CLUB	22	14,700.00	3,015.00
TMP060118	SHARPSBURG PTO	10	4,286.00	1,066.00
TMP060119	W/C JUNIOR FOOTBALL LEAGUE	41	40,190.00	3,765.00
TMP060120	MARYLAND ROYALS	14	15,310.00	2,680.00
TMP060121	MAYLAND ROYALS	27	36,158.00	4,337.00
TMP060122	SOROPTIMIST INTERNATIONAL OF HAGERSTO	33	26,432.00	4,787.00
TMP060123	SMITHSBURG YOUTH ATHLETIC	34	15,580.00	3,385.00
TMP060125	ECLIPSE SOFTBALL TEAM	33	13,664.00	3,139.00
TMP060126	BEAVER CREEK LIONS CLUB	20	24,732.00	2,722.00
TMP060127	CLEAR SPRING ATHLETIC BOOSTERS	15	14,830.00	1,570.00
TMP060128	GIRL'S INC.	58	42,845.00	7,350.00
TMP060129	A/L POST 211 BASEBALL	33	20,560.00	3,995.00

License No.	Name	Total Jars	Total Jar Sales	Jar Gross Profit
TMP060130	PANGBORN BLVD.ELEMENTARY SCHOOL PTA	14	6,700.00	1,410.00
TMP060131	BOONSBORO BASSMASTERS	31	15,780.00	3,290.00
TMP060132	HALFWAY LITTLE LEAGUE	38	42,696.00	5,346.00
TMP060133	NHHS BAND BOOSTERS	3	2,800.00	679.00
TMP060134	CLEAR SPRING DISTRICT HISTORIAL ASSOC.,I	17	9,446.00	2,276.00
TMP060135	BOONSBORO WARRIOR MAT CLUB	11	6,820.00	1,215.00
TMP060136	MCI-H SOFTBALL	21	16,589.00	3,024.00
TMP060137	WILLIAMSPORT BAND BOOSTERS, INC.	24	40,320.00	2,280.00
TMP060139	AMVETS POST 10 LADIES AUXILIARY	8	3,510.00	780.00
TMP060140	HAGERSTOWN ROTARY CLUB	19	10,260.00	1,900.00
TMP060141	HAGERSTOWN FREEDOM '91 GIRL'S SOCCER T	35	19,560.00	4,250.00
TMP060142	WASHINGTON COUNTY JR. VOLLEYBALL ASSOC	27	13,500.00	2,960.00
TMP060143	S.A.L. BOONSBORO SQUAD #10	61	70,880.00	7,905.00
TMP060144	SOUTH MOUNTAIN LITTLE LEAGUE	37	52,340.00	5,063.00
TMP060145	INTERFAITH SERVICE COALITION	11	6,120.00	1,463.00
TMP060146	HAGERSTOWN CHARITY SCHOOL	6	2,640.00	614.00
TMP060147	COMMUNITY FREE CLINIC	17	8,997.00	1,708.00
TMP060148	SMITHSBURG BAND BOOSTERS	11	15,860.00	1,284.00
TMP060150	SONS OF THE AMERICAN LEGION	11	13,500.00	2,340.00
TMP060152	ST. ANN CATHOLIC CHURCH	10	5,450.00	1,190.00
TMP060153	GREEN FIELDS FOUNDATION, INC.	23	27,752.00	2,865.00
TMP060154	THOMPSON GAS SOFTBALL TEAM	27	24,391.00	4,121.00
TMP060155	NORTHWESTERN MUTUAL S.B.T.	18	19,110.00	3,480.00
TMP060156	DUAL HIGHWAY SOFTBALL TEAM	22	19,795.00	3,940.00
TMP060157	WASHINGTON CO. SPORTS HALL OF FAME	5	3,104.00	554.00
TMP060158	WASHINGTON CO. GIRLS SBT	29	30,720.00	2,970.00
TMP060159	R & M LIQUORS SBT	23	15,850.00	3,965.00
TMP060160	LONGMEADOW V.F.C.	20	11,360.00	2,438.00
TMP060161	TONOLOWAY ROD & GUN CLUB, INC.	4	1,080.00	265.00
TMP060162	E. RUSSELL HICKS BAND BOOSTERS	19	12,040.00	2,421.00
TMP060163	HAGERSTOWN BASEBALL ASSOCIATION	9	5,620.00	1,093.00
TMP060164	KEEDYSVILLE RURITAN, INC.	5	4,280.00	968.00
TMP060165	ST. MARK'S EPISCOPAL CHURCH	16	6,336.00	1,516.00
TMP060166	HANCOCK CHAMBER OF COMMERCE	4	3,440.00	773.00
TMP060167	ANTIETAM USBC YOUTH ASSOCIATION	14	11,374.00	2,244.00
TMP060168	CLEAR SPRING LITTLE LEAGUE	21	14,438.00	3,245.00
TMP060169	WEST END LITTLE LEAGUE	21	15,812.00	3,257.00
TMP060170	BOONSBORO AMBULANCE & RESCUE CO.	9	8,240.00	1,606.00
TMP060171	TONOLOWAY ROD & GUN CLUB, INC.	10	1,890.00	505.00
TMP060172	FRATERNAL ORDER OF POLICE	20	9,108.00	2,242.00
TMP060173	MAUGANSVILLE LITTLE LEAGUE	8	5,640.00	1,200.00
TMP060174	IAFF LOCAL 1605 FOUNDATION, INC.	66	249,082.00	60,895.00

License No.	Name	Total Jars	Total Jar Sales	Jar Gross Profit
TMP060175	ST. ANN CATHOLIC CHURCH	2	780.00	220.00
TMP060176	HAGERSTOWN FAIRGROUND S.B. ASSOC.	4	7,360.00	1,552.00
TMP060177	HAGERSTOWN COLT LEAGUE	14	6,484.00	1,469.00
TMP060178	HUMANE SOCIETY OF WASH. CO., INC.	6	2,332.00	537.00
TMP060179	BOONSBORO M. / H. BAND BOOSTERS	4	2,630.00	490.00
TMP060180	WEST END LITTLE LEAGUE	6	3,230.00	870.00
TMP060181	THE GEMS BATON & POM POM GROUP	3	1,620.00	300.00
TMP060182	ST. JOSEPH CATHOLIC CHURCH	6	2,260.00	460.00
TMP060184	KEEDYSVILLE RURITAN, INC.	3	2,280.00	499.00
TMP060185	HAGERSTOWN LIONS CLUB	7	4,176.00	890.00
TMP060186	SMITHSBURG LITTLE SLUGGERS	12	6,720.00	1,380.00
TMP060187	AMERICAN LEGION POST 211 BASEBALL	4	2,020.00	405.00
TMP060188	CLEAR SPRING LITTLE LEAGUE	19	12,072.00	2,516.00
TMP060189	BOONSBORO AMBULANCE & RESCUE SERVICE,	143	119,445.00	25,061.00
TMP060190	TONOLOWAY ROD & GUN CLUB, INC.	18	11,610.00	2,330.00
TMP060191	FRATERNAL ORDER OF POLICE	4	1,960.00	380.00
TMP060192	PARENT CHILD CENTER	4	1,820.00	380.00
<b>Grand Totals:</b>		3,152	\$2,388,172.00	\$460,452.00

Fiscal Year 2007  
Washington County Gaming Commission funding allocations

<b>Organization</b>	<b>Approved Funding</b>
Alzheimer's Association	\$ 13,000.00
American Little League	\$ 3,000.00
American Red Cross of Wash. Co.	\$ 21,000.00
Apples for Children, Inc.	\$ 5,000.00
Arc of Washington County, Inc.	\$ 42,195.46
Augustoberfest Charitable Foundation	\$ 1,000.00
Authentic Community Theatre Inc	\$ 10,000.00
Big Brothers Big Sisters of Wash. Co. MD, Inc.	\$ 30,000.00
Boys & Girls Club of Washington County	\$ 30,000.00
Breast Cancer Awareness Cumb Vally Inc	\$ 5,620.00
CASA, Inc.	\$ 27,504.07
Catholic Charities / Villa Maria of Wash. Co.	\$ 6,000.00
Children In Need Inc.	\$ 35,000.00
Children's Village of Washington County Inc	\$ 25,000.00
Clear Spring Little League	\$ 3,000.00
Corporation for Assistive Technology	\$ 551.00
CSL Youth Organization	\$ 6,500.00
Deafnet Association Incorporated	\$ 10,385.00
Discovery Station at Hagerstown, Inc.	\$ 35,091.64
Easter Seals Greater Wash/Balti. Region, Inc.	\$ 5,000.00
Federal Little League of Hagerstown	\$ 3,000.00
Food Resources Inc.	\$ 30,000.00
Friends of Safe Place, Child Advocacy Center	\$ 21,500.00
Girls Inc.	\$ 50,000.00
Habitat for Humanity of Washington County	\$ 20,000.00
Hagerstown Area Youth Soccer League	\$ 3,000.00
Hagerstown Aviation Museum	\$ 5,807.71
Hagerstown Baseball Association	\$ 1,000.00
Hagerstown Citizens on Patrol, Inc.	\$ 5,000.00
Hagerstown Civil Air Patrol	\$ 9,695.00
Hagerstown Fire Police Association	\$ 15,000.00
Hancock Girls Soccer Club	\$ 5,000.00
Hagerstown Goodwill Industries, Inc.	\$ 10,000.00
Hagerstown Junior Basketball League, Inc.	\$ 4,000.00
Hagerstown Youth Hockey Assoc	\$ 3,000.00
Interfaith Service Coalition	\$ 27,000.00
James Shaul Wagon Train Foundation, Inc.	\$ 2,500.00
Literacy Council of Wash. Co.	\$ 13,000.00
Little League of Halfway, Inc.	\$ 3,020.00
Main Street Housing, Inc.	\$ 10,000.00
Marine Corp League Bulldog Detachment	\$ 5,000.00
Maryland Symphony Orchestra	\$ 20,000.00
Maryland Theatre	\$ 11,000.00
Mason-Dixon Boy Scouts	\$ 38,725.00
Maugansville Little League	\$ 3,000.00
Memorial Recreation Center, Inc.	\$ 40,000.00
Mental Health Center of Western Maryland, Inc	\$ 20,000.00
MiHi	\$ 10,456.00
National Little League	\$ 3,000.00

