

# Washington County Gaming Office



## Fiscal Year 2008 Charitable Gaming Report

Submitted:  
October 24, 2008  
James B. Hovis  
Director

## **Fiscal Year 2008, Charitable Gaming Report Washington County, Maryland**

### Overview

Washington County's charitable gaming program continued to meet the funding needs of 73 charitable organizations within Washington County in fiscal year 2008. On August 5, 2008, the Washington County Gaming Commission announced the distribution of \$2,642,377.01 to 73 local charitable organizations and the Washington County Volunteer Fire and Rescue Association. This year's total represents a decrease of 10% when compared to the fiscal year 2007 distribution.

Maryland State Statute requires that 50% of the Gaming Fund revenues be distributed to the Washington County Fire and Rescue Association. This year the Association received \$1,321,188.50 from the Gaming Fund. In May of 2008, the Gaming Commission received 133 applications for funding from 109 organizations requesting a total of \$3,289,705.05. The Gaming Commission was able to fund 82 of the funding request with the \$1,321,188.51 available for distribution. Since the conception of regulated tip jar gaming in 1995, the Washington County Gaming Commission has distributed more than 38 million dollars to bona fide charitable organizations.

In fiscal year 2008, a total of 69,486 tip jars were sold. This figure represents a 13.6% decrease in sales when compared to fiscal year 2007. The Gross Revenue reported for fiscal year 2008, was \$63,715,028.20. This figure represents a decrease of 11.2% when compared to fiscal year 2007. The gross profit from the sale of tip jars reported during fiscal year 2008, was \$10,876,287.77. This figure represents an 11.3% decrease when compared to fiscal year 2007. These figures show a rapid decline in tip jar sales, gross revenues, and gross profits. In the absence of an in-depth study, one can only speculate that the down turn in the local and national economy has contributed to this decline. Another probable cause may be the increased cost of energy sources such as gasoline, electric, and fuel oil. These increased expenses reduce a person's discretionary spending.


When analyzing the figures for fiscal year 2008, it is important to consider that the operators do not retain the reported gross revenue. The gross revenue is best defined as the amount of money that has been wagered. The vast majority of the money wagered is returned to the customer when they present "winning numbers" to the operator. In fiscal year 2008, 83% or \$52,838,740.43 of the money wagered was returned to the customer. It is also important to consider that the tip jar operator does not retain the entire amount of the gross profit listed. From the total gross profit you must deduct the operator's contribution to the Washington County Gaming Fund. Not for profit clubs contribute 15%, and "for-profit" establishments such as taverns and liquor stores contribute 50% of their gross profits to the fund. You must also deduct the cost of the tip jar packet from the gross profit to calculate the operator's net proceeds. The Gaming Office has estimated the total net profit at 11% of the gross profit or \$6,579,823 (see included net-profit flow chart). Temporary license holders and fire/rescue departments do not contribute to the Gaming Fund. They retain the entire gross profit, less the cost of the tip jar packet.

In fiscal year 2008, the Washington County Gaming Office continued to protect the integrity of Washington County Gaming through regular inspections, strict regulation, and enforcement of charitable gaming laws. All tip jar operators are inspected on a regular unannounced basis. Every complaint received by the Gaming Office is investigated and civil penalties are issued for both minor and serious infractions. During the 2008, regular session of the General Assembly, the Gaming Office worked with the leadership of the Senate and House to pass legislation prohibiting the use of electronic tip jar gaming machines. The Gaming Office recognized early on that these machines posed a threat to the integrity of charitable gaming.

Respectfully Submitted,

James B. Hovis  
Director, Washington County Gaming Office

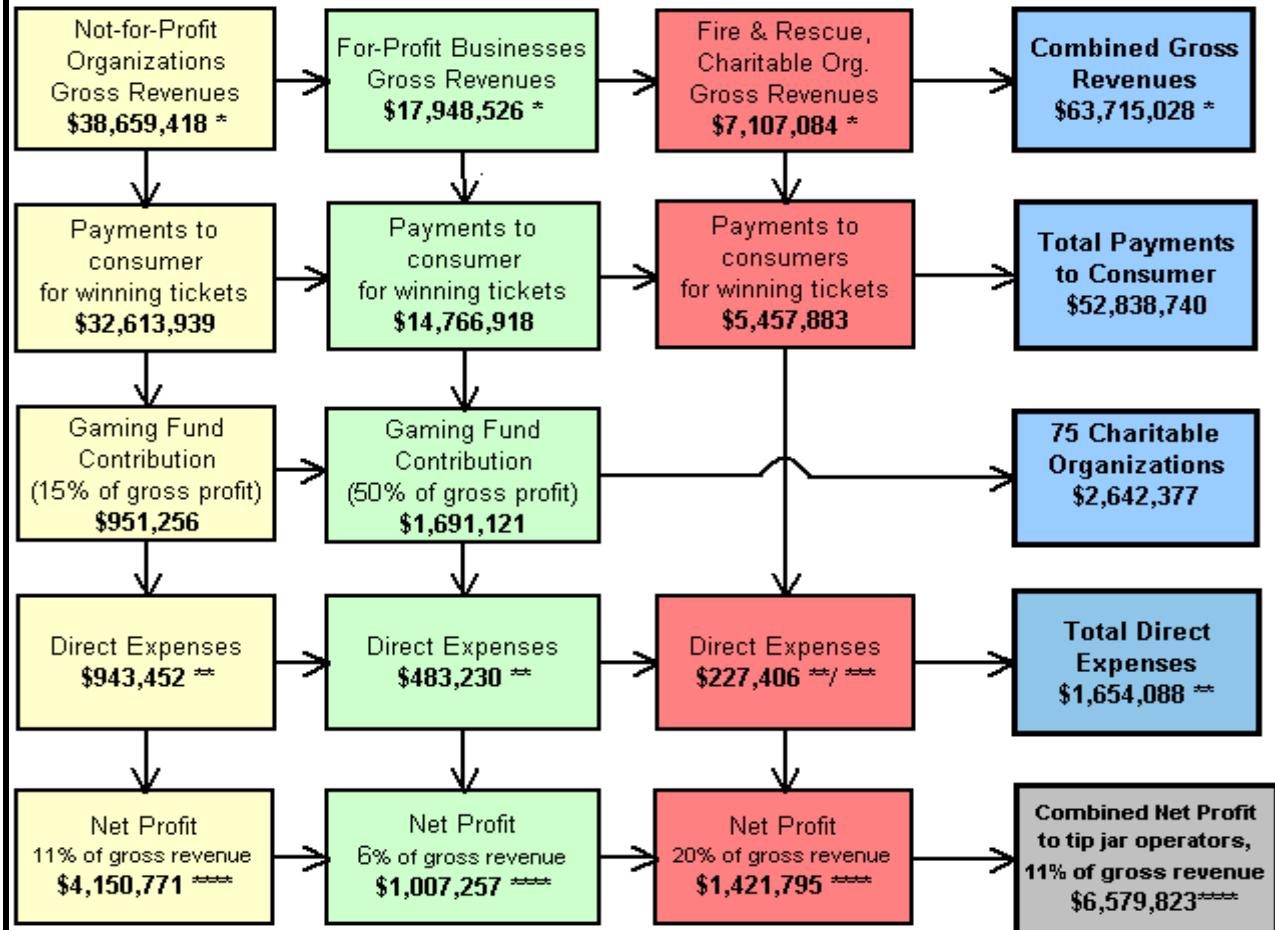
## Washington County Gaming 3 - Year Comparison

	FY2008			FY2007			FY2006		
	JARS SOLD	GROSS SALES	GROSS PROFIT**	JARS SOLD	GROSS SALES	GROSS PROFIT**	JARS SOLD	GROSS SALES	GROSS PROFIT**
 CLUBS	40,913	\$38,659,418.00	\$6,045,478.77	46,430	\$42,264,850.00	\$6,752,247.47	48,988	\$42,899,306.00	\$6,844,936.75
Taverns	20,266	\$17,948,526.20	\$3,181,608.50	24,977	\$21,792,453.00	\$3,752,113.00	26,304	\$21,417,765.00	\$3,699,268.00
FIRE & RESCUE	5,704	\$5,042,169.00	\$1,187,112.50	6,216	\$5,551,304.00	\$1,305,721.00	7,785	\$6,216,519.00	\$1,395,437.00
TEMPORARY *	2,603	\$2,064,915.00	\$462,088.00	2,764	\$2,096,155.00	\$447,805.00	3,152	\$2,388,172.00	\$460,452.00
<b>TOTALS</b>	<b>69,486</b>	<b>\$63,715,028.20</b>	<b>\$10,876,287.77</b>	<b>80,387</b>	<b>\$71,704,762.00</b>	<b>\$12,257,886.47</b>	<b>86,229</b>	<b>\$72,921,762.00</b>	<b>\$12,400,093.75</b>

\* Note: A temporary license may be issued to a bona fide charitable organization, which is otherwise eligible, which desires to raise money for an exclusively charitable, athletic, or educational purpose which meets the requirements for a charitable contribution under section 170(c) of the Internal Revenue Code.

\*\* Note: Gross Profit is the amount left after payouts. Does not include operating costs or cost of the jar.

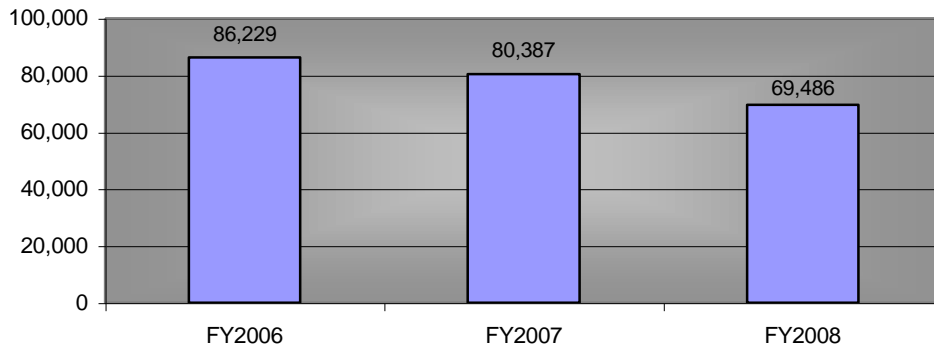
## Washington County Charitable Gaming Fiscal Year 2008, Net-Profit



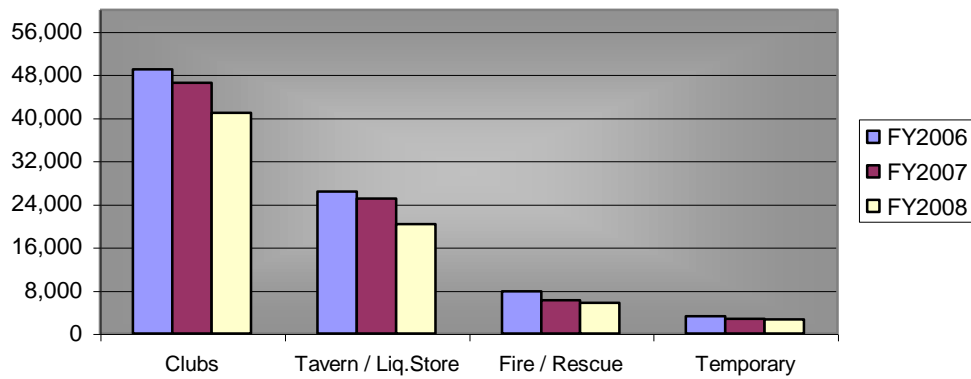
\* Gross revenue is best defined as the amount of money wagered.  
 \*\* Direct expenses include the cost of the tip jar product, Washington Co. gaming sticker, sales tax, and 8.5% operational expense allowance.  
 \*\*\* Fire & Rescue companies and charitable organizations do not contribute to the gaming fund.  
 \*\*\*\* The listed "net profit" represents a calculated estimate, with a +/- margin of 2%.

Notes:  
 Direct expenses were determined by examining the records of 18 licensed Washington Co. tip jar operators in each category. As a result we were able to determine the average direct expense. This average was then applied to all licensed operators in the various categories.

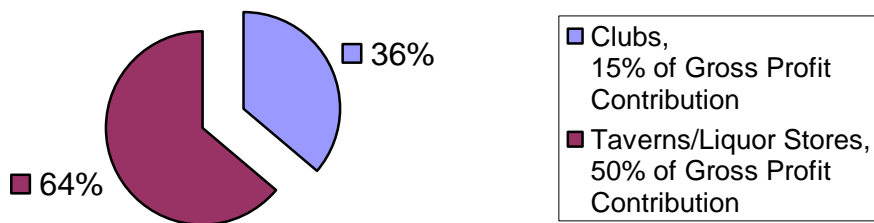
**TOTAL NUMBER OF JARS SOLD  
FY2006 THROUGH FY2008**



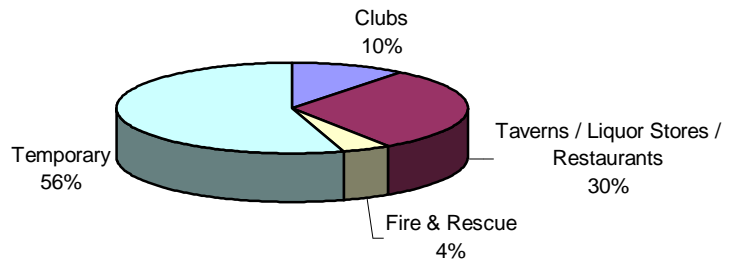
**TOTAL NUMBER OF JARS SOLD  
FY2006 THROUGH FY2008**



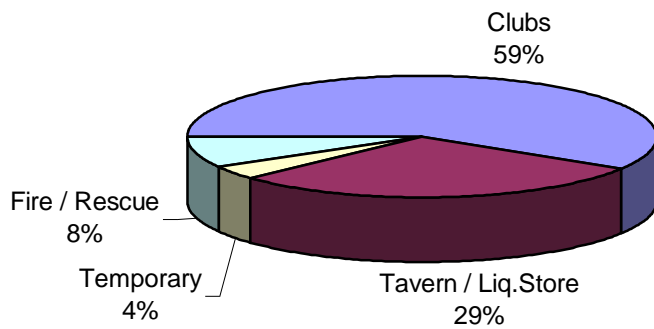
**Gaming Fund Contributions  
FY2008**



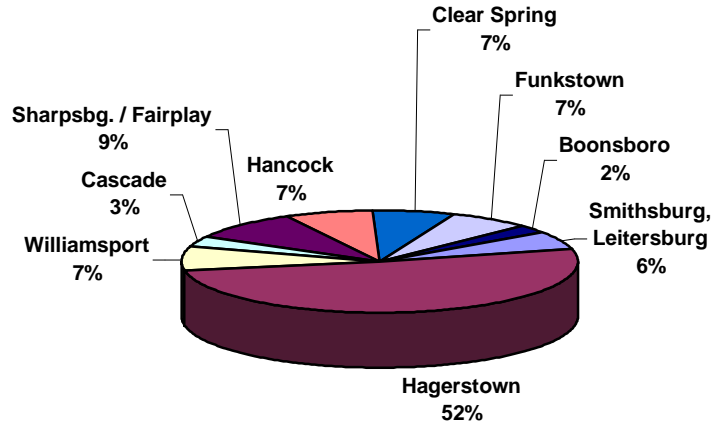
### Tip Jar Operators by Category FY2008



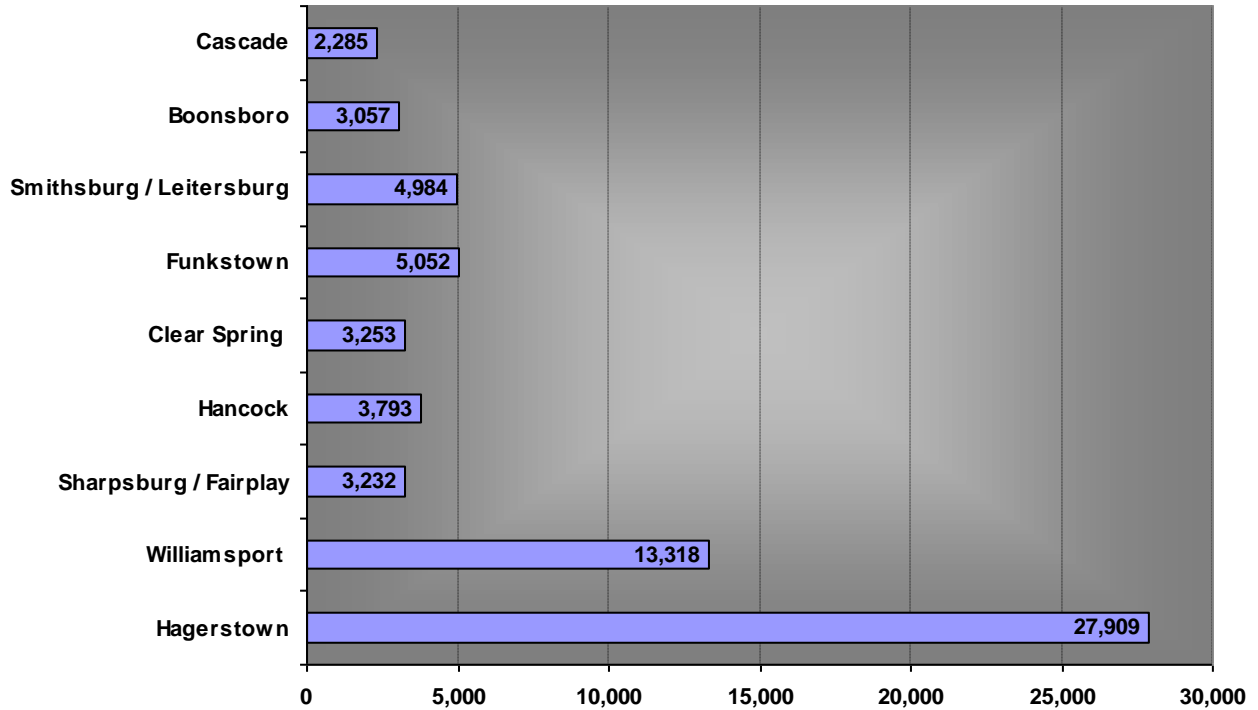
### FY2008 Total Jars Sold



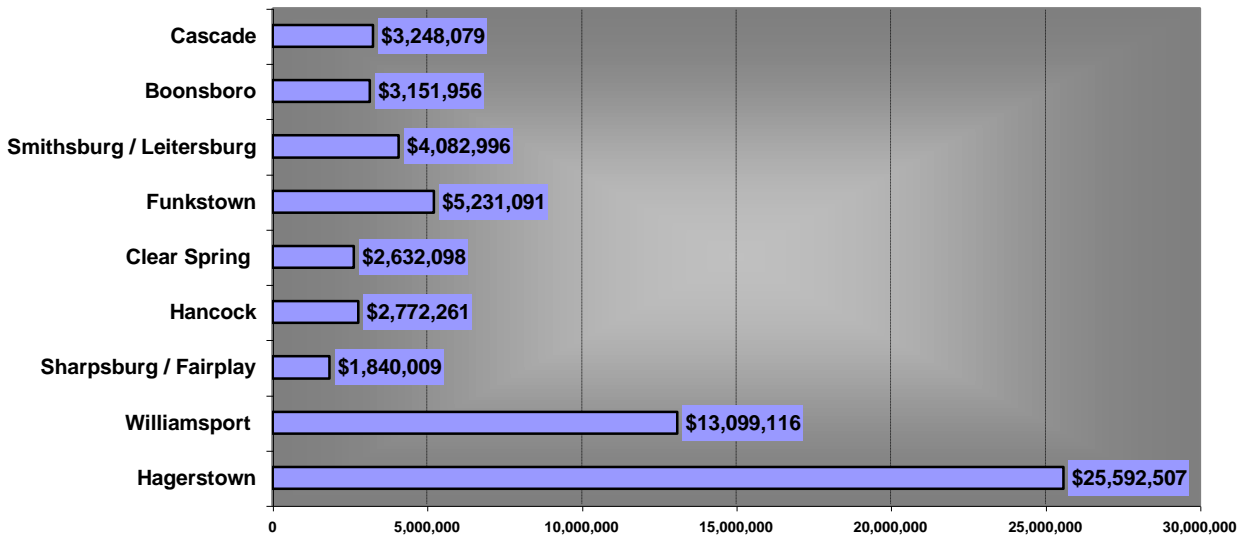
### FY2008 Tip Jar Operators by Region



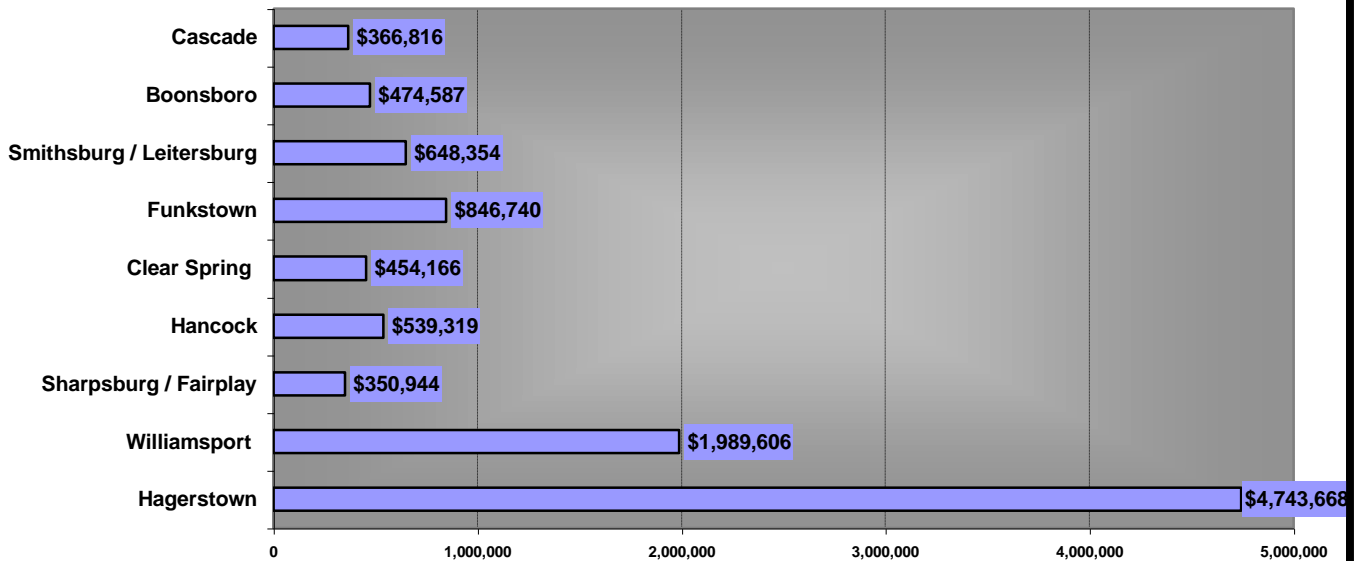
### FY2008 Tip Jars Sold By Region (Excluding temporary operator sales)



**FY2008 Tip Jar Gross Revenue by Region  
(Excluding temporary operator sales)**



**FY2008 Tip Jar Gross Profit by Region  
(Excluding temporary operator sales)**

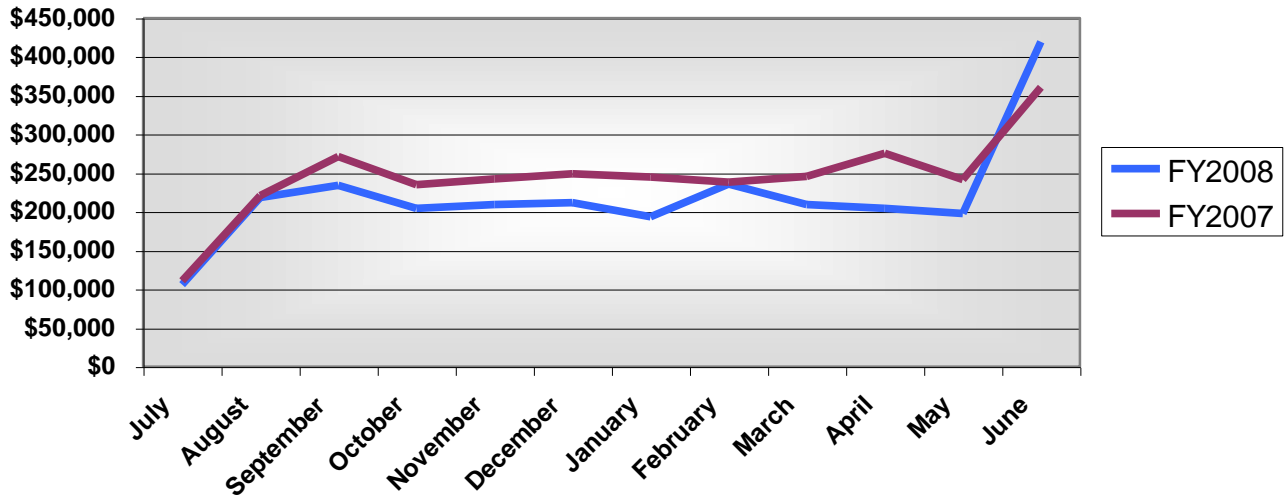


Washington County Gaming Fund  
Fiscal Year 2009 Distributions  
(Fiscal Year 2008 Revenues)

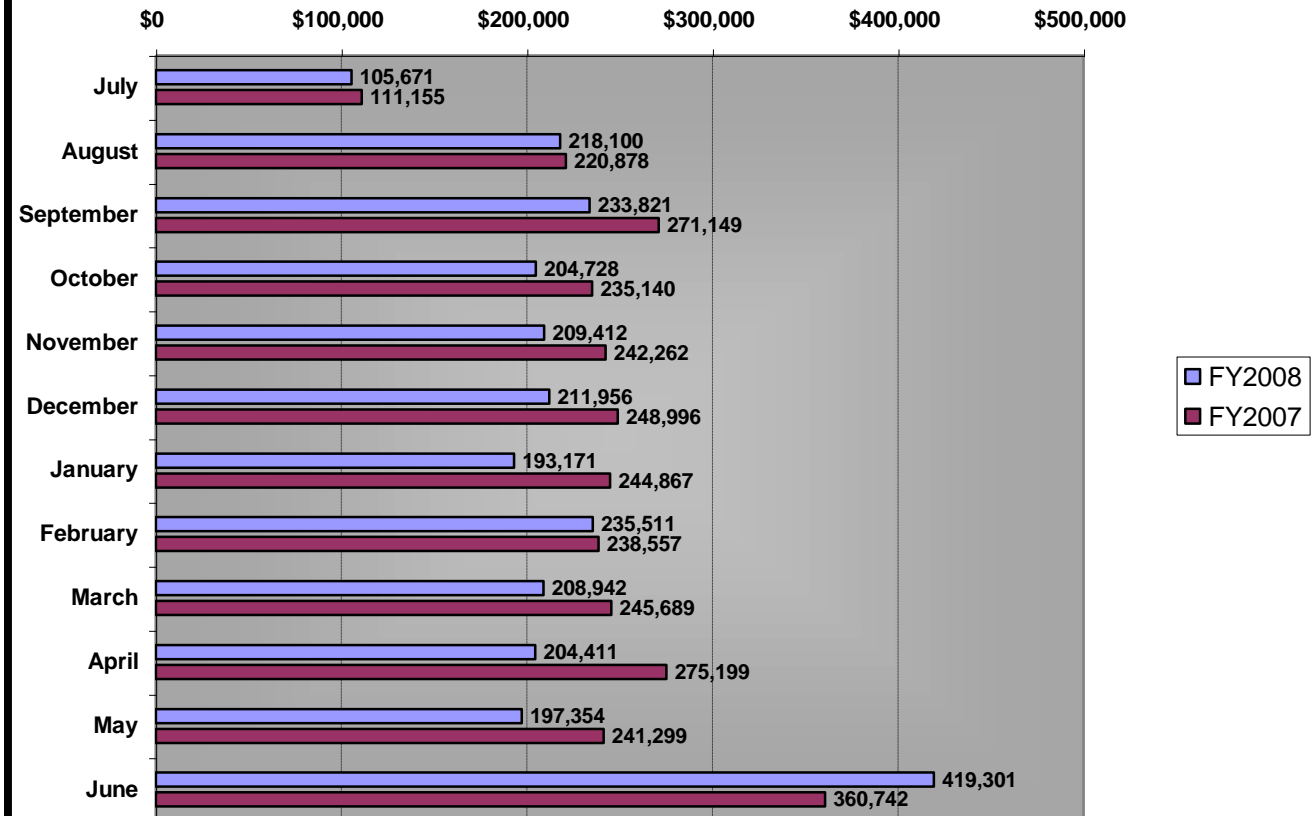
ORGANIZATION	AWARD
Alzheimer's Association	\$17,500.00
American Cancer Society	\$10,000.00
American Red Cross of Wash. Co.	\$5,000.00
Antietam Healthcare Foundation	\$14,840.00
Apples for Children	\$5,000.00
Arc of Washington County, Inc.	\$20,000.00
Aspiring to Serve, Inc.	\$15,000.00
Baby Basics of Greater Hagerstown, Inc.	\$1,000.00
Big Brothers Big Sisters of Wash. Co. MD, Inc.	\$35,000.00
Boys & Girls Club of Washington County	\$40,000.00
Breast Cancer Awareness Cumb Valley, Inc.	\$4,577.00
CASA, Inc.	\$27,351.00
Children In Need Inc.	\$45,000.00
Children's Village of Washington County, Inc.	\$25,000.00
Clear Spring Little League	\$3,500.00
Conococheague Little League	\$4,769.00
Corporation for Assistive Technology	\$2,217.69
Deafnet Association Incorporated	\$5,000.00
Discovery Station at Hagerstown, Inc.	\$12,000.00
Federal Little League of Hagerstown	\$3,000.00
Food Resources, Inc.	\$53,364.00
Friends of Safe Place, Child Advocacy Center	\$66,303.00
Girls Inc.	\$64,900.00
Habitat for Humanity of Washington County	\$10,000.00
Hagerstown Citizens on Patrol, Inc.	\$10,000.00
Hagerstown Civil Air Patrol	\$7,500.00
Hagerstown Colt League & Pal. League, Inc.	\$10,000.00
Hagerstown Fire Police Association, Inc.	\$20,000.00
Hagerstown Junior Basketball League, Inc.	\$5,000.00
Hagerstown Pony League, Inc.	\$3,000.00
Hagerstown- Wash. Co. Chamber of Commerce	\$7,500.00
Hagerstown Youth Hockey Association	\$15,425.00
Hancock Little League	\$3,599.00
Head Start of Washington County	\$4,200.00
Interfaith Service Coalition	\$20,000.00
Leadership Washington County	\$10,000.00
Literacy Council of Washington County	\$2,000.00

ORGANIZATION	AWARD
Little League of Halfway, Inc.	\$5,013.00
Marine Corp League Bulldog Detachment	\$15,000.00
Maryland Theatre	\$30,000.00
Mason-Dixon Boy Scouts	\$15,752.12
Maugansville Little League	\$11,837.63
Memorial Recreation Center, Inc.	\$25,000.00
MiHi	\$5,117.50
National Little League	\$3,000.00
NHHS Band Boosters	\$199.84
Parent/Child Center	\$12,130.00
REACH Caregivers	\$100,000.00
Regional Community Health Care Center	\$175,000.00
Salvation Army	\$45,000.00
San Mar Children's Home	\$10,000.00
Sharpsburg Little League, Inc.	\$3,848.00
Smithsburg Youth Athletics, Inc.	\$7,572.00
S.Eastern Wash Co. Health & Comm. Services	\$5,000.00
South Mountain Little League	\$1,000.00
St. Johns Homeless Shelter, Inc.	\$5,610.00
United Cerebral Palsy Foundation	\$3,835.95
Valley Little League	\$5,250.00
W House, The	\$9,315.00
Walnut St. Community Health Center	\$34,500.00
Wash. Co. Commission on Aging	\$45,000.00
Wash. Co. Community Action Council, Inc.	\$30,000.00
Wash. Co. Community Mediation Center	\$5,000.00
Wash. Co. Human Development Council	\$20,000.00
Wash. Co. Jr. Girls Volleyball	\$5,000.00
Wash. Co. Junior Football League	\$10,000.00
Wash. Co. Show Kids	\$2,000.00
Wash. Co. Teen Pregnancy Prevention Coal.	\$10,000.00
Wells House, Inc.	\$3,500.00
West End Little League	\$3,330.00
Western Maryland Hospital Auxiliary, Inc.	\$34,531.78
Williamsport Youth Soccer	\$5,300.00
YMCA	\$10,000.00
Washington Co. Volunteer Fire & Rescue Assoc.	\$1,321,188.50

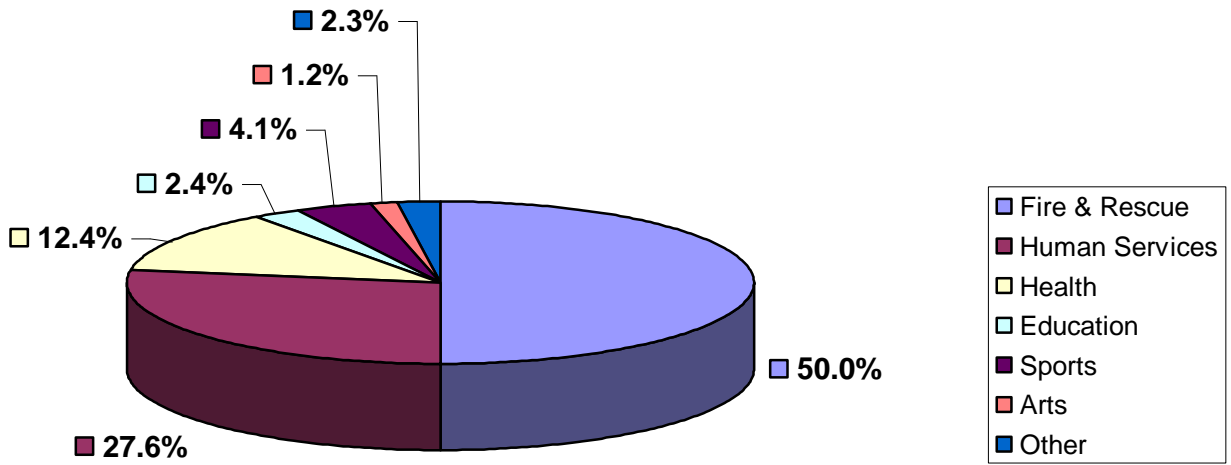
### FY2007 - FY2008 Gaming Revenue Comparison



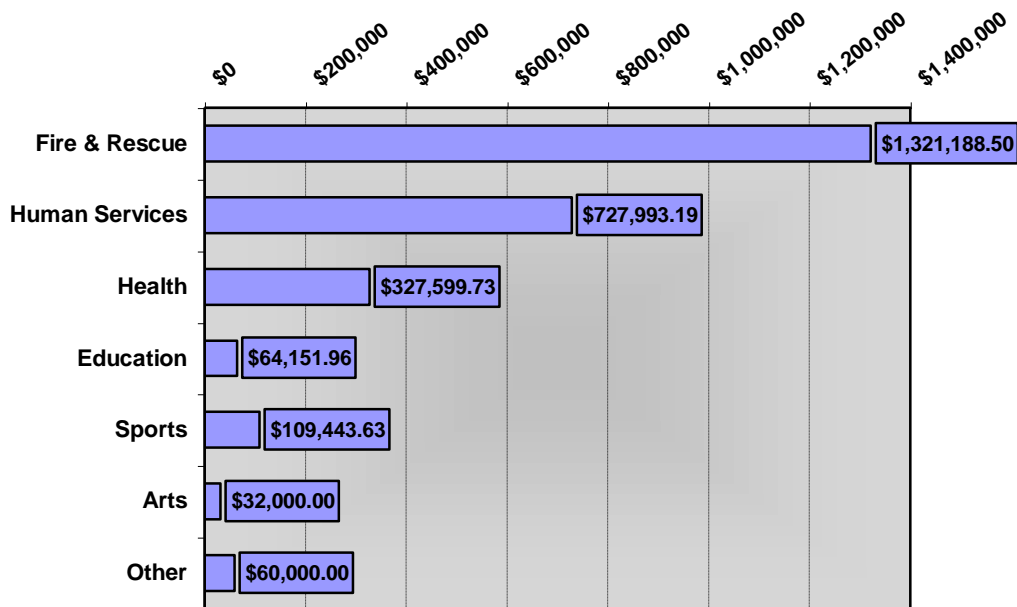
### FY2007 - FY2008 Gaming Revenue Fiscal Year Comparison



FY2008 Gaming Fund Recipients by Program Type



FY2008 Gaming Fund Recipients by Program Type



<b>Not-for-Profit Clubs Tip Jar Sales / Listed in Order of "Jars Sold"</b>			
<b>Club</b>	<b>Jars Sold</b>	<b>Gross Revenue</b>	<b>Gross Profit</b>
Improved Order of Red Men Tribe #84	6,332	\$7,664,954.00	\$1,089,338.00
South Mountain Rod & Gun Club	3,633	\$3,111,927.00	\$458,457.00
American Legion Post #211 - Funkstown	3,303	\$3,881,820.00	\$586,090.00
Washington County Amvets Post #10	2,908	\$3,279,230.00	\$501,508.00
Hagerstown B.P.O. Elks #378	2,824	\$2,336,247.00	\$458,866.00
American Legion Williamsport Post #202	2,744	\$2,793,276.00	\$423,220.00
American Legion Boonsboro	2,379	\$2,504,461.00	\$379,007.00
American Legion Cascade	2,211	\$3,183,462.00	\$351,589.00
Goodwill Athletic Association	1,539	\$1,153,220.00	\$213,356.00
Western Maryland Sportsmen Club	1,343	\$887,384.00	\$154,001.50
Fraternal Order of Eagles #694	1,325	\$1,069,370.00	\$195,754.00
American Legion - Morris Frock Post #42	1,225	\$1,301,226.00	\$185,862.00
St. Maria Goretti	1,100	\$304,279.00	\$81,278.00
Loyal Order of Moose Lodge #2462	1,074	\$633,572.00	\$110,394.00
Conococheague Sportsmen's Club	1,013	\$286,518.00	\$63,314.00
American Legion Hancock	975	\$728,736.00	\$137,079.95
American Legion Clr. Spg	862	\$689,595.00	\$104,980.00
Potomac Fish & Game Club	788	\$513,773.00	\$101,493.00
North American Rod & Gun Club	729	\$513,061.00	\$103,460.00
V.F.W. Post #1936	669	\$678,092.00	\$116,345.00
Columbus Club of Hagerstown	497	\$220,450.00	\$46,010.00
Moose Lodge # 2435	490	\$483,046.00	\$90,055.32
Owls Club	324	\$155,685.00	\$29,540.00
American Legion Aux.#211 - Funkstown	213	\$125,092.00	\$27,548.00
Veteran's of Foreign Wars Post #10502	195	\$75,504.00	\$18,559.00
McClellan Gun Club, Inc.	128	\$42,730.00	\$8,614.00
Izaak Walton League, Wash. Co.	50	\$20,980.00	\$4,730.00
Funkstown Rod & Gun Club	40	\$21,728.00	\$5,030.00

<b>Not-for-Profit Clubs Tip Jar Sales / Listed in Order of "Gross Revenue"</b>			
<b>Club</b>	<b>Jars Sold</b>	<b>Gross Revenue</b>	<b>Gross Profit</b>
Improved Order of Red Men Tribe #84	6,332	\$7,664,954.00	\$1,089,338.00
American Legion Post #211 - Funkstown	3,303	\$3,881,820.00	\$586,090.00
Washington County Amvets Post #10	2,908	\$3,279,230.00	\$501,508.00
American Legion Cascade	2,211	\$3,183,462.00	\$351,589.00
South Mountain Rod & Gun Club	3,633	\$3,111,927.00	\$458,457.00
American Legion Williamsport Post #202	2,744	\$2,793,276.00	\$423,220.00
American Legion Boonsboro	2,379	\$2,504,461.00	\$379,007.00
Hagerstown B.P.O. Elks #378	2,824	\$2,336,247.00	\$458,866.00
American Legion - Morris Frock Post #42	1,225	\$1,301,226.00	\$185,862.00
Goodwill Athletic Association	1,539	\$1,153,220.00	\$213,356.00
Fraternal Order of Eagles #694	1,325	\$1,069,370.00	\$195,754.00
Western Maryland Sportsmen Club	1,343	\$887,384.00	\$154,001.50
American Legion Hancock	975	\$728,736.00	\$137,079.95
American Legion Clr. Spg	862	\$689,595.00	\$104,980.00
V.F.W. Post #1936	669	\$678,092.00	\$116,345.00
Loyal Order of Moose Lodge #2462	1,074	\$633,572.00	\$110,394.00
Potomac Fish & Game Club	788	\$513,773.00	\$101,493.00
North American Rod & Gun Club	729	\$513,061.00	\$103,460.00
Moose Lodge # 2435	490	\$483,046.00	\$90,055.32
St. Maria Goretti	1,100	\$304,279.00	\$81,278.00
Conococheague Sportsmen's Club	1,013	\$286,518.00	\$63,314.00
Columbus Club of Hagerstown	497	\$220,450.00	\$46,010.00
Owls Club	324	\$155,685.00	\$29,540.00
American Legion Aux.#211 - Funkstown	213	\$125,092.00	\$27,548.00
Veteran's of Foreign Wars Post #10502	195	\$75,504.00	\$18,559.00
McClellan Gun Club, Inc.	128	\$42,730.00	\$8,614.00
Funkstown Rod & Gun Club	40	\$21,728.00	\$5,030.00
Izaak Walton League, Wash. Co.	50	\$20,980.00	\$4,730.00

<b>Not-for-Profit Clubs Tip Jar Sales / Listed in Order of "Gross Profit"</b>			
<b>Club</b>	<b>Jars Sold</b>	<b>Gross Revenue</b>	<b>Gross Profit</b>
Improved Order of Red Men Tribe #84	6,332	\$7,664,954.00	\$1,089,338.00
American Legion Post #211 - Funkstown	3,303	\$3,881,820.00	\$586,090.00
Washington County Amvets Post #10	2,908	\$3,279,230.00	\$501,508.00
Hagerstown B.P.O. Elks #378	2,824	\$2,336,247.00	\$458,866.00
South Mountain Rod & Gun Club	3,633	\$3,111,927.00	\$458,457.00
American Legion Williamsport Post #202	2,744	\$2,793,276.00	\$423,220.00
American Legion Boonsboro	2,379	\$2,504,461.00	\$379,007.00
American Legion Cascade	2,211	\$3,183,462.00	\$351,589.00
Goodwill Athletic Association	1,539	\$1,153,220.00	\$213,356.00
Fraternal Order of Eagles #694	1,325	\$1,069,370.00	\$195,754.00
American Legion - Morris Frock Post #42	1,225	\$1,301,226.00	\$185,862.00
Western Maryland Sportsmen Club	1,343	\$887,384.00	\$154,001.50
American Legion Hancock	975	\$728,736.00	\$137,079.95
V.F.W. Post #1936	669	\$678,092.00	\$116,345.00
Loyal Order of Moose Lodge #2462	1,074	\$633,572.00	\$110,394.00
American Legion Clr. Spg	862	\$689,595.00	\$104,980.00
North American Rod & Gun Club	729	\$513,061.00	\$103,460.00
Potomac Fish & Game Club	788	\$513,773.00	\$101,493.00
Moose Lodge # 2435	490	\$483,046.00	\$90,055.32
St. Maria Goretti	1,100	\$304,279.00	\$81,278.00
Conococheague Sportsmen's Club	1,013	\$286,518.00	\$63,314.00
Columbus Club of Hagerstown	497	\$220,450.00	\$46,010.00
Owls Club	324	\$155,685.00	\$29,540.00
American Legion Aux.#211 - Funkstown	213	\$125,092.00	\$27,548.00
Veteran's of Foreign Wars Post #10502	195	\$75,504.00	\$18,559.00
McClellan Gun Club, Inc.	128	\$42,730.00	\$8,614.00
Funkstown Rod & Gun Club	40	\$21,728.00	\$5,030.00
Izaak Walton League, Wash. Co.	50	\$20,980.00	\$4,730.00

**Taverns, Liquor Stores Sales / Listed in Order of "Jars Sold"**

<b>Business</b>	<b>Jars Sold</b>	<b>Gross Revenue</b>	<b>Gross Profit</b>
Robert West / Third Base Tavern	1,699	\$1,019,400.00	\$169,900.00
Binau Enterprises / Old Orchard Liquors	1,251	\$722,267.00	\$138,261.00
Jamie Armstrong / Franco's Café & Lounge	745	\$1,059,904.00	\$144,219.00
Central City Liquors	733	\$1,131,222.00	\$209,106.00
Kessler Family Ent./ Appel Tree Inn	706	\$389,712.00	\$79,072.00
K&M Inc. / Dead End Tavern	647	\$258,800.00	\$48,525.00
M&F Properties / Stadiim Tavern	632	\$587,570.00	\$93,645.00
B&G's Pub/ Franklin of Washington Co.	598	\$769,320.00	\$99,940.00
Louis Thomas / The Yellow House	581	\$609,005.00	\$87,237.00
Woodpoint Bar & Grill	559	\$290,680.00	\$55,900.00
Antietam Tavern-Corner Pub	541	\$325,400.00	\$65,220.00
Wilham Inc/Colonial Restaurant and Lounge	540	\$441,157.00	\$100,986.00
OTK Corp / Market Lot Liquors	530	\$694,210.00	\$108,755.00
Hancock's Town Tavern	518	\$684,485.00	\$106,270.00
Breakaway II Sports Lounge/PD Harp Ent	484	\$328,670.00	\$66,670.00
Harman's Tavern	458	\$570,360.00	\$79,720.00
CASS LLC / Starlite Inn	442	\$360,116.00	\$68,872.00
Ahpaid Inc / Del Mar Inn	420	\$238,476.00	\$47,586.00
Burnett LLC / Triangle Liquors	383	\$231,205.00	\$48,205.00
Benny's Pub LLC	350	\$193,200.00	\$39,200.00
Frank Papa / Corner Grill	337	\$310,332.00	\$49,252.00
Jimmy Joy's Log Cabin Inn	335	\$180,900.00	\$40,200.00
Laura Pittsnogle / Mike's Tavern	330	\$495,000.00	\$62,700.00
Shaff's Pub	327	\$297,520.00	\$48,135.00
Leitersburg Hotel / TRIC LLC	318	\$321,468.00	\$58,802.00
10th Inning / Funkstown Tavern	309	\$317,700.00	\$59,325.00
Maureen Taylor / Shamrock Inn	273	\$271,384.00	\$44,249.00
David Nigh / New Delmar Inn	254	\$142,224.00	\$28,664.00
McGee & Hollar / McGee's Tavern	245	\$142,866.00	\$28,011.00
KDW Management LLC/ Side Pockets	236	\$251,424.00	\$42,641.00
JRJ Liquors	218	\$233,690.00	\$41,270.00
Blarney Stone Ent. / Sunset Tavern	205	\$128,884.00	\$26,824.00
Merlins Tavern	203	\$112,056.00	\$22,736.00
DRA Inc / Potomac Discount Liquors	193	\$104,680.00	\$20,250.00
Shooters / Risky Business	184	\$152,800.00	\$22,080.00
J&J of Wash. Co. / Wolfes Den	181	\$159,652.00	\$25,727.00
ARBJ Enterprises / Castle's Liquors	173	\$124,664.00	\$21,319.00
Chea & Associates / Hub City Liquors	168	\$196,132.00	\$37,867.00
West Inc. / Barefoot Bernies	146	\$98,610.00	\$21,050.00
S&W Company Inc./ Throttles Sports Bar	144	\$141,194.00	\$24,939.00
Leatherman Enterprises / D&G Liquors	130	\$84,341.00	\$16,821.00
Hauver Humphry Inc. / MaLoo's Pub	127	\$83,820.00	\$15,875.00

Crossroads Bar and Grill LLC	121	\$83,220.00	\$14,190.00
Ruth Thompson / West End Pub	120	\$110,918.00	\$23,098.00
Pete's Tavern	118	\$52,300.00	\$9,575.00
Fitz Operations Inc / Roxy Liquors	118	\$116,905.00	\$31,065.00
Potomac Liquors	116	\$74,053.00	\$13,623.00
Captain Benders LLC	111	\$51,240.00	\$11,630.00
3 Will Boys / Always Rons Restaurant	104	\$175,084.20	\$43,330.50
Hot Shots Tavern / Sonja Skeen	96	\$90,334.00	\$17,094.00
Mark McNamee / McNamee's Tavern	94	\$66,156.00	\$11,541.00
Creekside Inn	92	\$293,130.00	\$51,396.00
Pittman's Liquors	90	\$146,440.00	\$34,830.00
Pamela Ingram / Ingrams Mad Dog Saloon	89	\$65,710.00	\$12,199.00
Lee Int. Inc./ Oak Ridge Discount Liquors	87	\$58,851.00	\$11,331.00
Linetty Enterprises / Village Spirits	85	\$81,311.00	\$21,275.00
Gateway Seafood House	84	\$52,970.00	\$10,945.00
Dimensions Dining & Catering	75	\$84,898.00	\$19,241.00
Dogpatch Tavern	74	\$62,052.00	\$13,017.00
Sportsman's Club #73	72	\$61,516.00	\$12,119.00
Battleview Enterprises Inc.	68	\$164,698.00	\$39,312.00
Gary Saunders / Friendly Café	63	\$100,118.00	\$18,818.00
The Broad Axe LLC	52	\$28,704.00	\$5,824.00
Turner Dev. Co./ Southside Bowl	50	\$155,556.00	\$37,103.00
Denise & Gulsen Pierpoint / Café Izmir	49	\$32,933.00	\$6,463.00
R.S.R. & R. Inc. / Gabby's Bar	39	\$37,692.00	\$6,977.00
Fran Mar Inc. / Chocolate Park	37	\$20,424.00	\$4,144.00
Beverages Unlimited / Terrace Liquors	37	\$23,187.00	\$4,792.00
Cregory Knight / Hayloft Tavern	35	\$23,666.00	\$5,823.00
Gloria Stottlemeyer / Roccas Restaurant Inc.	32	\$51,081.00	\$11,826.00
Country Spirits LLC	30	\$37,192.00	\$9,377.00
William Blair / Downsville General Store	27	\$36,356.00	\$4,455.00
Turner Dev. Co./ Dual Lanes	26	\$78,984.00	\$16,164.00
Lucktinny Inc. / Oak Ridge liquors	25	\$17,307.00	\$3,112.00
Friendly Pub LLC	19	\$29,460.00	\$4,120.00
Hot Shots Tavern / Eric S. Miller	19	\$12,452.00	\$3,107.00
First Bar Enterprises / Burhans Station	16	\$24,760.00	\$3,510.00
Turner Dev. Co./ Long Meadow Bowl	14	\$47,902.00	\$9,855.00
Crossroads Liquors Inc.	11	\$27,785.00	\$6,385.00
DKP LLC / Peach Pub	11	\$7,680.00	\$1,210.00
LAB Liquors LLC / Country Spirits	7	\$7,001.00	\$1,706.00

<b>Taverns, Liquor Stores Sales / Listed in Order of "Gross Revenue"</b>			
<b>Business</b>	<b>Jars Sold</b>	<b>Gross Revenue</b>	<b>Gross Profit</b>
Central City Liquors	733	\$1,131,222.00	\$209,106.00
Jamie Armstrong / Franco's Café & Lounge	745	\$1,059,904.00	\$144,219.00
Robert West / Third Base Tavern	1,699	\$1,019,400.00	\$169,900.00
B&G's Pub/ Franklin of Washington Co.	598	\$769,320.00	\$99,940.00
Binau Enterprises / Old Orchard Liquors	1,251	\$722,267.00	\$138,261.00
OTK Corp / Market Lot Liquors	530	\$694,210.00	\$108,755.00
Hancock's Town Tavern	518	\$684,485.00	\$106,270.00
Louis Thomas / The Yellow House	581	\$609,005.00	\$87,237.00
M&F Properties / Stadium Tavern	632	\$587,570.00	\$93,645.00
Harman's Tavern	458	\$570,360.00	\$79,720.00
Laura Pittsnogle / Mike's Tavern	330	\$495,000.00	\$62,700.00
Wilham Inc/Colonial Restaurant and Lounge	540	\$441,157.00	\$100,986.00
Kessler Family Ent./ Appel Tree Inn	706	\$389,712.00	\$79,072.00
CASS LLC / Starlite Inn	442	\$360,116.00	\$68,872.00
Breakaway II Sports Lounge/PD Harp Ent	484	\$328,670.00	\$66,670.00
Antietam Tavern-Corner Pub	541	\$325,400.00	\$65,220.00
Leitersburg Hotel / TRIC LLC	318	\$321,468.00	\$58,802.00
10th Inning / Funkstown Tavern	309	\$317,700.00	\$59,325.00
Frank Papa / Corner Grill	337	\$310,332.00	\$49,252.00
Shaff's Pub	327	\$297,520.00	\$48,135.00
Creekside Inn	92	\$293,130.00	\$51,396.00
Woodpoint Bar & Grill	559	\$290,680.00	\$55,900.00
Maureen Taylor / Shamrock Inn	273	\$271,384.00	\$44,249.00
K&M Inc. / Dead End Tavern	647	\$258,800.00	\$48,525.00
KDW Management LLC/ Side Pockets	236	\$251,424.00	\$42,641.00
Ahpaid Inc / Del Mar Inn	420	\$238,476.00	\$47,586.00
JRJ Liquors	218	\$233,690.00	\$41,270.00
Burnett LLC / Triangle Liquors	383	\$231,205.00	\$48,205.00
Chea & Associates / Hub City Liquors	168	\$196,132.00	\$37,867.00
Benny's Pub LLC	350	\$193,200.00	\$39,200.00
Jimmy Joy's Log Cabin Inn	335	\$180,900.00	\$40,200.00
3 Will Boys / Always Rons Restaurant	104	\$175,084.20	\$43,330.50
Battleview Enterprises Inc.	68	\$164,698.00	\$39,312.00
J&J of Wash. Co. / Wolfes Den	181	\$159,652.00	\$25,727.00
Turner Dev. Co./ Southside Bowl	50	\$155,556.00	\$37,103.00
Shooters / Risky Business	184	\$152,800.00	\$22,080.00
Pittman's Liquors	90	\$146,440.00	\$34,830.00
McGee & Hollar / McGee's Tavern	245	\$142,866.00	\$28,011.00
David Nigh / New Delmar Inn	254	\$142,224.00	\$28,664.00
S&W Company Inc./ Throttles Sports Bar	144	\$141,194.00	\$24,939.00
Blarney Stone Ent. / Sunset Tavern	205	\$128,884.00	\$26,824.00
ARBJ Enterprises / Castle's Liquors	173	\$124,664.00	\$21,319.00
Fitz Operations Inc / Roxy Liquors	118	\$116,905.00	\$31,065.00

Merlins Tavern	203	\$112,056.00	\$22,736.00
Ruth Thompson / West End Pub	120	\$110,918.00	\$23,098.00
DRA Inc / Potomac Discount Liquors	193	\$104,680.00	\$20,250.00
Gary Saunders / Friendly Café	63	\$100,118.00	\$18,818.00
West Inc. / Barefoot Bernies	146	\$98,610.00	\$21,050.00
Hot Shots Tavern / Sonja Skeen	96	\$90,334.00	\$17,094.00
Dimensions Dining & Catering	75	\$84,898.00	\$19,241.00
Leatherman Enterprises / D&G Liquors	130	\$84,341.00	\$16,821.00
Hauver Humphry Inc. / MaLoo's Pub	127	\$83,820.00	\$15,875.00
Crossroads Bar and Grill LLC	121	\$83,220.00	\$14,190.00
Linetty Enterprises / Village Spirits	85	\$81,311.00	\$21,275.00
Turner Dev. Co./ Dual Lanes	26	\$78,984.00	\$16,164.00
Potomac Liquors	116	\$74,053.00	\$13,623.00
Mark McNamee / McNamee's Tavern	94	\$66,156.00	\$11,541.00
Pamela Ingram / Ingrams Mad Dog Saloon	89	\$65,710.00	\$12,199.00
Dogpatch Tavern	74	\$62,052.00	\$13,017.00
Sportsman's Club #73	72	\$61,516.00	\$12,119.00
Lee Int. Inc./ Oak Ridge Discount Liquors	87	\$58,851.00	\$11,331.00
Gateway Seafood House	84	\$52,970.00	\$10,945.00
Pete's Tavern	118	\$52,300.00	\$9,575.00
Captain Benders LLC	111	\$51,240.00	\$11,630.00
Gloria Stottlemeyer / Roccas Restaurant Inc.	32	\$51,081.00	\$11,826.00
Turner Dev. Co./ Long Meadow Bowl	14	\$47,902.00	\$9,855.00
R.S.R.& R. Inc. / Gabby's Bar	39	\$37,692.00	\$6,977.00
Country Spirits LLC	30	\$37,192.00	\$9,377.00
William Blair / Downsville General Store	27	\$36,356.00	\$4,455.00
Denise & Gulsen Pierpoint / Café Izmir	49	\$32,933.00	\$6,463.00
Friendly Pub LLC	19	\$29,460.00	\$4,120.00
The Broad Axe LLC	52	\$28,704.00	\$5,824.00
Crossroads Liquors Inc.	11	\$27,785.00	\$6,385.00
First Bar Enterprises / Burhans Station	16	\$24,760.00	\$3,510.00
Cregory Knight / Hayloft Tavern	35	\$23,666.00	\$5,823.00
Beverages Unlimited / Terrace Liquors	37	\$23,187.00	\$4,792.00
Fran Mar Inc. / Chocolate Park	37	\$20,424.00	\$4,144.00
Lucktinny Inc. / Oak Ridge liquors	25	\$17,307.00	\$3,112.00
Hot Shots Tavern / Eric S. Miller	19	\$12,452.00	\$3,107.00
DKP LLC / Peach Pub	11	\$7,680.00	\$1,210.00
LAB Liquors LLC / Country Spirits	7	\$7,001.00	\$1,706.00

<b>Taverns, Liquor Stores Sales / Listed in Order of "Gross Profit"</b>			
<b>Business</b>	<b>Jars Sold</b>	<b>Gross Revenue</b>	<b>Gross Profit</b>
Central City Liquors	733	\$1,131,222.00	\$209,106.00
Robert West / Third Base Tavern	1,699	\$1,019,400.00	\$169,900.00
Jamie Armstrong / Franco's Café & Lounge	745	\$1,059,904.00	\$144,219.00
Binau Enterprises / Old Orchard Liquors	1,251	\$722,267.00	\$138,261.00
OTK Corp / Market Lot Liquors	530	\$694,210.00	\$108,755.00
Hancock's Town Tavern	518	\$684,485.00	\$106,270.00
Wilham Inc/Colonial Restaurant and Lounge	540	\$441,157.00	\$100,986.00
B&G's Pub/ Franklin of Washington Co.	598	\$769,320.00	\$99,940.00
M&F Properties / Stadium Tavern	632	\$587,570.00	\$93,645.00
Louis Thomas / The Yellow House	581	\$609,005.00	\$87,237.00
Harman's Tavern	458	\$570,360.00	\$79,720.00
Kessler Family Ent./ Appel Tree Inn	706	\$389,712.00	\$79,072.00
CASS LLC / Starlite Inn	442	\$360,116.00	\$68,872.00
Breakaway II Sports Lounge/PD Harp Ent	484	\$328,670.00	\$66,670.00
Antietam Tavern-Corner Pub	541	\$325,400.00	\$65,220.00
Laura Pittsnogle / Mike's Tavern	330	\$495,000.00	\$62,700.00
10th Inning / Funkstown Tavern	309	\$317,700.00	\$59,325.00
Leitersburg Hotel / TRIC LLC	318	\$321,468.00	\$58,802.00
Woodpoint Bar & Grill	559	\$290,680.00	\$55,900.00
Creekside Inn	92	\$293,130.00	\$51,396.00
Frank Papa / Corner Grill	337	\$310,332.00	\$49,252.00
K&M Inc. / Dead End Tavern	647	\$258,800.00	\$48,525.00
Burnett LLC / Triangle Liquors	383	\$231,205.00	\$48,205.00
Shaff's Pub	327	\$297,520.00	\$48,135.00
Ahpaid Inc / Del Mar Inn	420	\$238,476.00	\$47,586.00
Maureen Taylor / Shamrock Inn	273	\$271,384.00	\$44,249.00
3 Will Boys / Always Rons Restaurant	104	\$175,084.20	\$43,330.50
KDW Management LLC/ Side Pockets	236	\$251,424.00	\$42,641.00
JRJ Liquors	218	\$233,690.00	\$41,270.00
Jimmy Joy's Log Cabin Inn	335	\$180,900.00	\$40,200.00
Battleview Enterprises Inc.	68	\$164,698.00	\$39,312.00
Benny's Pub LLC	350	\$193,200.00	\$39,200.00
Chea & Associates / Hub City Liquors	168	\$196,132.00	\$37,867.00
Turner Dev. Co./ Southside Bowl	50	\$155,556.00	\$37,103.00
Pittman's Liquors	90	\$146,440.00	\$34,830.00
Fitz Operations Inc / Roxy Liquors	118	\$116,905.00	\$31,065.00
David Nigh / New Delmar Inn	254	\$142,224.00	\$28,664.00
McGee & Hollar / McGee's Tavern	245	\$142,866.00	\$28,011.00
Blarney Stone Ent. / Sunset Tavern	205	\$128,884.00	\$26,824.00
J&J of Wash. Co. / Wolfes Den	181	\$159,652.00	\$25,727.00
S&W Company Inc./ Throttles Sports Bar	144	\$141,194.00	\$24,939.00
Ruth Thompson / West End Pub	120	\$110,918.00	\$23,098.00
Merlins Tavern	203	\$112,056.00	\$22,736.00

Shooters / Risky Business	184	\$152,800.00	\$22,080.00
ARBJ Enterprises / Castle's Liquors	173	\$124,664.00	\$21,319.00
Linetty Enterprises / Village Spirits	85	\$81,311.00	\$21,275.00
West Inc. / Barefoot Bernies	146	\$98,610.00	\$21,050.00
DRA Inc / Potomac Discount Liquors	193	\$104,680.00	\$20,250.00
Dimensions Dining & Catering	75	\$84,898.00	\$19,241.00
Gary Saunders / Friendly Café	63	\$100,118.00	\$18,818.00
Hot Shots Tavern / Sonja Skeen	96	\$90,334.00	\$17,094.00
Leatherman Enterprises / D&G Liquors	130	\$84,341.00	\$16,821.00
Turner Dev. Co./ Dual Lanes	26	\$78,984.00	\$16,164.00
Hauver Humphry Inc. / MaLoo's Pub	127	\$83,820.00	\$15,875.00
Crossroads Bar and Grill LLC	121	\$83,220.00	\$14,190.00
Potomac Liquors	116	\$74,053.00	\$13,623.00
Dogpatch Tavern	74	\$62,052.00	\$13,017.00
Pamela Ingram / Ingrams Mad Dog Saloon	89	\$65,710.00	\$12,199.00
Sportsman's Club #73	72	\$61,516.00	\$12,119.00
Gloria Stottlemeyer / Roccas Restaurant Inc.	32	\$51,081.00	\$11,826.00
Captain Benders LLC	111	\$51,240.00	\$11,630.00
Mark McNamee / McNamee's Tavern	94	\$66,156.00	\$11,541.00
Lee Int. Inc./ Oak Ridge Discount Liquors	87	\$58,851.00	\$11,331.00
Gateway Seafood House	84	\$52,970.00	\$10,945.00
Turner Dev. Co./ Long Meadow Bowl	14	\$47,902.00	\$9,855.00
Pete's Tavern	118	\$52,300.00	\$9,575.00
Country Spirits LLC	30	\$37,192.00	\$9,377.00
R.S.R.& R. Inc. / Gabby's Bar	39	\$37,692.00	\$6,977.00
Denise & Gulsen Pierpoint / Café Izmir	49	\$32,933.00	\$6,463.00
Crossroads Liquors Inc.	11	\$27,785.00	\$6,385.00
The Broad Axe LLC	52	\$28,704.00	\$5,824.00
Cregory Knight / Hayloft Tavern	35	\$23,666.00	\$5,823.00
Beverages Unlimited / Terrace Liquors	37	\$23,187.00	\$4,792.00
William Blair / Downsville General Store	27	\$36,356.00	\$4,455.00
Fran Mar Inc. / Chocolate Park	37	\$20,424.00	\$4,144.00
Friendly Pub LLC	19	\$29,460.00	\$4,120.00
First Bar Enterprises / Burhans Station	16	\$24,760.00	\$3,510.00
Lucktinny Inc. / Oak Ridge liquors	25	\$17,307.00	\$3,112.00
Hot Shots Tavern / Eric S. Miller	19	\$12,452.00	\$3,107.00
LAB Liquors LLC / Country Spirits	7	\$7,001.00	\$1,706.00
DKP LLC / Peach Pub	11	\$7,680.00	\$1,210.00

<b>Fire &amp; Rescue Companies Tip Jar Sales in Order of "Jars Sold"</b>			
<b>Company</b>	<b>Tip Jars Sold</b>	<b>Gross Revenue</b>	<b>Gross Profit</b>
Halfway Volunteer Fire Department	1,266	\$2,444,827.00	\$617,444.00
Clear Spring Volunteer Fire Company	1,217	\$669,348.00	\$161,271.00
Western Enterprises Fire Company #4	787	\$476,630.00	\$98,659.00
Maugansville Goodwill Volunteer Fire	735	\$371,638.00	\$78,048.00
Funkstown Volunteer Fire	477	\$275,732.00	\$57,121.00
Hancock Fire Company, Inc.	398	\$230,599.00	\$54,853.50
Smithsburg Volunteer Fire	231	\$150,496.00	\$31,106.00
Williamsport Volunteer Fire	223	\$184,883.00	\$40,901.00
Potomac Valley Fire Company Inc	128	\$79,457.00	\$16,972.00
Community Volunteer Fire	113	\$107,460.00	\$19,330.00
First Hose Fire Company of Boonsboro	97	\$38,490.00	\$8,343.00
Antietam Fire Company	32	\$12,609.00	\$3,064.00

<b>Fire &amp; Rescue Companies Tip Jar Sales in Order of "Gross Revenue"</b>			
<b>Company</b>	<b>Tip Jars Sold</b>	<b>Gross Revenue</b>	<b>Gross Profit</b>
Halfway Volunteer Fire Department	1,266	\$2,444,827.00	\$617,444.00
Clear Spring Volunteer Fire Company	1,217	\$669,348.00	\$161,271.00
Western Enterprises Fire Company #4	787	\$476,630.00	\$98,659.00
Maugansville Goodwill Volunteer Fire	735	\$371,638.00	\$78,048.00
Funkstown Volunteer Fire	477	\$275,732.00	\$57,121.00
Hancock Fire Company, Inc.	398	\$230,599.00	\$54,853.50
Williamsport Volunteer Fire	223	\$184,883.00	\$40,901.00
Smithsburg Volunteer Fire	231	\$150,496.00	\$31,106.00
Community Volunteer Fire	113	\$107,460.00	\$19,330.00
Potomac Valley Fire Company Inc	128	\$79,457.00	\$16,972.00
First Hose Fire Company of Boonsboro	97	\$38,490.00	\$8,343.00
Antietam Fire Company	32	\$12,609.00	\$3,064.00

<b>Fire &amp; Rescue Companies Tip Jar Sales in Order of "Gross Profit"</b>			
<b>Company</b>	<b>Tip Jars Sold</b>	<b>Gross Revenue</b>	<b>Gross Profit</b>
Halfway Volunteer Fire Department	1,266	\$2,444,827.00	\$617,444.00
Clear Spring Volunteer Fire Company	1,217	\$669,348.00	\$161,271.00
Western Enterprises Fire Company #4	787	\$476,630.00	\$98,659.00
Maugansville Goodwill Volunteer Fire	735	\$371,638.00	\$78,048.00
Funkstown Volunteer Fire	477	\$275,732.00	\$57,121.00
Hancock Fire Company, Inc.	398	\$230,599.00	\$54,853.50

Williamsport Volunteer Fire	223	\$184,883.00	\$40,901.00
Smithsburg Volunteer Fire	231	\$150,496.00	\$31,106.00
Community Volunteer Fire	113	\$107,460.00	\$19,330.00
Potomac Valley Fire Company Inc	128	\$79,457.00	\$16,972.00
First Hose Fire Company of Boonsboro	97	\$38,490.00	\$8,343.00
Antietam Fire Company	32	\$12,609.00	\$3,064.00